




**Peerless-Assigns**  
Total Retail Solutions



# Merchandising Display Systems

## PRODUCT OVERVIEW

01462 672 000  
[www.peerlessassigns.com](http://www.peerlessassigns.com)



# Merchandising Display Systems.




Designed and manufactured mainly in the United Kingdom to ensure Peerless-Assigns quality, our comprehensive product range is available in a variety of finishes to support the aesthetic of your retail space. Each range of Peerless-Assigns retail merchandising products has been designed to be modular, which is why all of our brackets and rails are compatible with all Peerless-Assigns uprights. This allows the user complete flexibility throughout their store or retail space, allowing the system to be easily modified or added to in years to come as your requirements change or your business grows. With over 30 years of experience as a designer, manufacturer and supplier of retail merchandising systems, it is fair to say our product range has been rigorously tested.

# Contents.



UPRIGHTS & CHANNELS  
6 - 11



FABRIC WALL SYSTEM  
12 - 15



BRACKETS & FITTINGS  
16 - 17



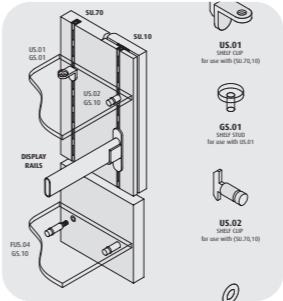
RAILS, ARMS & FITTINGS  
18 - 21



FERRULES & FITTINGS  
22 - 23



FLOOR & WALL DISPLAY UNITS  
24 - 29



DATA SHEETS  
30 - 61



# UPRIGHTS & CHANNELS

A selection of slotted post profiles and horizontal channels for use in a range of applications. Available in a variety of finishes, all our upright posts have the same slot pitch to ensure consistency throughout our product range.

- 1 Integrated Uprights set between laminated panels
- 2 Rear Display Rail supporting Capped Prongs
- 3 Forward Display Rails, perfect for side hanging garments
- 4 Forward Arms are great for front facing garments
- 5 Our standard Shelf Brackets with chunky timber shelves



# Integrated Uprights

Our Integrated Uprights are designed to maximise flexibility whilst minimising the visual impact of your merchandising system. Generally fixed directly to the wall or stud work around the store's perimeter, these uprights are usually dressed with decorative infill panels and coupled with our extensive range of shelf brackets, rails and forward arms.



 <p><b>SU.10</b> A cost-effective single slot upright for use with 12mm panelling.</p>	 <p><b>SU.26</b> Designed for use with either 12mm (with packing) or 18mm panels. Use in conjunction with SU.20, SU.25, SU.32 or SU.37. Can be used left or right-handed.</p>
 <p><b>SU.20</b> A single slot upright for use with 12mm panelling. Use in conjunction with SU.26 and SU.32.</p>	 <p><b>SU.25</b> A single slot upright for use with 18mm panelling. Use in conjunction with SU.26 and SU.37.</p>
 <p><b>SU.32</b> A twin slot upright for use with 12mm panelling. Use in conjunction with SU.20 and SU.26.</p>	 <p><b>SU.37</b> A twin slot upright for use with 18mm panelling. Use in conjunction with SU.25 and SU.26.</p>

See Data Sheet A.01 for more information

# SIDELINE System

A system for use in enclosed shelving applications such as book shelving and cabinetry, based around our SU.10 single slotted upright. Alongside the SU.70, and coupled with a host of specialist fittings, this is a very versatile system, ideal for cosmetics, gifts and jewellery.





**SU.10**  
A single slot upright ideal for rear fixing through a slot in a timber panel.




**SU.70**  
A knock-in single slot upright for use in hardwood posts or rebating into thicker panels.

See Data Sheet A.02 for more information


# Surface Uprights

Perfect for retail environments where wall surfaces are already in good decorative condition, this range of posts can be used in a wide variety of applications such as fixed from floor to ceiling, mounted against a wall or even utilised in a stand-alone island system. All our posts will accept a wide variety of Peerless-Assigns brackets, rails and accessories for maximum versatility.







**SU.58**  
A single slot upright that can be fixed against a wall using our WU.30 Wall Restraint fixing plates or used in our FREELINE hanging system.




**SU.56**  
A discreet 25mm deep twin slot upright that is supplied pre-drilled for fixing directly to your wall for quick and easy installation.



**SU.54**  
A large, robust, double sided, 70mm deep twin slot upright, ideal for fixing against a wall or using in a mid-floor application for double sided merchandising.



**SU.50**  
A four-way single slot upright with a chunky 48mm profile. Excellent in mid-floor applications or as a post system mounted just off the wall.



**SU.92**  
For a softer aesthetic, this 44mm deep elliptical post offers twin slot versatility and is fixed against your wall using our PT.01 Wall Toggle.

**WIDE RANGE OF STYLES AVAILABLE.**  
Call 01462 672 000 for details.

See Data Sheets A.03 - A.04 for more information

# FREELINE System

Our FREELINE system is designed to offer complete flexibility, through a combination of both horizontal and vertical adjustability. The surface-mounted horizontal cross rails can be used in either a single or double tier layout, with optional decorative claddings. Adjustable vertical components are then suspended from the cross rails and can be combined with our custom manufactured Ferrule and accessories panels to suit all your display requirements.



**CRS.300**  
The key element to our FREELINE system is this hanging cross rail. Supplied in 3m lengths, it forms the rail from which all the other components hang. This makes the system very versatile as this rail is the only part that has to be fixed to the wall.



**CRS.301**  
This aluminium capping is fitted over the CRS.300 cross rail to hide the fixings and give a finished look. It can be powder coated to suit your colour scheme.



**SU.96**  
Our popular elliptical single slot post gives a sleek, modern look.



**SU.58**  
A single slot upright that looks great when combined with our rectangular shelf brackets and hanging rails.

See Data Sheets A.05 - A.06 for more information



Peerless-Assigns  
Total Retail Solutions

# FABRIC WALL SYSTEM

Our Fabric Wall system allows you to create vibrant instore environments using stretched fabric graphics. This means the usual constraints of materials, cost and practicality can be put aside, with the focus now on creativity, impact and branding. Each fabric graphic can be changed individually in minutes, allowing you to be reactive to changing seasons and aid product categorisation.

- 1 Uses the same slot pitch as our other slotted uprights
- 2 Compatible with our standard equipment range
- 3 Optional illuminated panels can add real impact



## How The Fabric Wall System Works

The system is supplied in kit form. Installation is simple, with pre-mitred corners and our L-brackets holding things together. This makes Fabric Wall ideal for pop-up stores or for retailers who are sensitive to changing fashions or seasons.



**Maximum Impact!**  
The store pictured above and the one pictured below are exactly the same store. They are displaying the same products, merchandised on the same fittings and fixtures. The only differences are the fabric graphics that are fitted and the vinyl decoration on the far wall. Minimum effort, maximum impact!



Illuminated Option

The system can also be illuminated with the addition of our special LED back panel insert to create striking displays. This is especially effective when used for promotional panels or hero panels, highlighting special offers, impulse purchases, lifestyle images or high margin consumer goods.



Assembly

The Fabric Wall profiles fit together using corner L-brackets to form a square frame. The upright extrusion is slotted to the Peerless-Assigns slot pitch and will accept any of our extensive range of merchandising accessories.



The Frame

Available in standard 600mm & 1200mm module widths, with a fixed 2235mm nominal height, simply install the kits around the perimeter of your retail space.



The Fabrics

Choose your own artwork, marketing images or textures, we print these onto fabric graphics, which are then fitted into the inner channel of the frame for instant effect.



The Fittings

Then simply accessorise with merchandising equipment from our standard accessories range, and you are ready to impress.

See Data Sheets F.01 - F.03 for more information





# BRACKETS & FITTINGS


Our Shelf Brackets and associated fittings are designed around a set of modular components. This means that the same brackets can support glass or timber shelves, in single or in continuous runs, in several different ways, with the simple changing of a couple of small components.

- 1 Rear Display Rails are a versatile staple of our range
- 2 Two-Way Arms allow side hanging across two bays
- 3 Shelf Brackets are great with timber or glass shelves
- 4 A Forward Display Rail under a shelf maximises space
- 5 Glass shelves allow light to pass through



# Shelf Brackets

Available in three main styles, Linear, Curved and Rectangular, our shelf brackets are constructed from 3mm mild steel, with a wide choice of finishes, and are designed to fit all the uprights in the Peerless range. Available in several standard sizes, we can also manufacture these brackets to suit your specific requirements.




## Linear Brackets

With a radius to the leading edge, and trailing rear section, these brackets give a slightly softer look than our Rectangular Brackets.



## Rectangular Brackets

The squared-off design of these brackets gives them a very strong aesthetic. Overall, less bulky than our Linear range, these pair well with our larger square or rectangular Surface Uprights such as our SU.50 or SU.54.



## Curved Brackets

The curved blades of these brackets make them perfect partners for our SU.92 and SU.96 Elliptical Uprights, or to bring a bit of flair to any of the uprights in the Peerless range.


# Specialist Brackets

Our Specialist Brackets extend the capabilities of our standard ranges, allowing more flexibility and different merchandising options.




## Clamp Brackets

A self-contained bracket for supporting 8mm 'floating' glass shelves without any additional parts.



## Bracket with Tabs

A great value all-in-one bracket that already has folded tabs for a glass or timber shelf.



## Two-Way Brackets

A popular bracket for use in mid-floor situations, allowing the shelf to run between two SU.50 Uprights.

See Data Sheets B.01 - B.04 for more information



# RAILS, ARMS & FITTINGS

Our comprehensive selection of Rails and Arms are available in a variety of lengths and styles and combine perfectly with our extensive range of slotted Uprights.

- 1 Direct Fix Forward Arm
- 2 Shelf brackets in a satin chrome finish
- 3 Forward Display Rails are essential components
- 4 Raked Arms are great for showing different colourways
- 5 Smaller items can hang on Prong Arms supported on Rear Display Rails



# Display Rails

Designed to ensure maximum flexibility, our Display Rails come in two main styles as standard; Forward Rails project out and allow for merchandise to be hung side on to your customer without requiring any further fittings. Rear Rails are designed to sit back and support forward facing arms from elsewhere in our range, to allow your merchandise to face your customer. Available in a range of tube shapes and sizes.



## Rear Display Rails

Ideal for supporting a variety of forward arms for mixing merchandising styles.



## Forward Display Rails

This all-in-one rail is designed for hanging your merchandise side-on to your customer.



## C-Rails

Hang from a Rear Display Rail to allow mixed merchandising in a single bay and increased flexibility. Use alongside one of our Forward Arms for maximum effect.

See Data Sheets C.01 - C.04 for more information







## NOT SURE WHICH DISPLAY RAIL OPTION IS RIGHT FOR YOU?

Speak to our friendly team on 01462 672 000 to discuss your needs.

# Standard Forward Arms

Our standard Forward Arms use a saddle fixing that sits over a supporting Rear Display Rail, allowing you to mix and match according to your requirements. The fact that they can be used close together along a single rail means these Arms are also ideal for smaller products that necessitate denser positioning.







 <p><b>Forward Arm</b> For simple front facing merchandising of hanging products.</p>	 <p><b>Stepped Arm</b> For split level front facing merchandising. Allows two different products to be clearly displayed on the same Arm.</p>	 <p><b>Raked Arm</b> An angled Arm with pins along the top edge to stagger your hanging product in a downward sweep.</p>
 <p><b>Prong Arm</b> Perfect for hanging smaller products or packaged goods.</p>	 <p><b>Capped Prong</b> Great for lightweight goods with mini coat hangers, such as lingerie.</p>	 <p><b>Eurohook</b> For displaying products with Eurohook tabs or packaging.</p>

# Direct Fix Arms and Fittings

Very similar in nature to our standard Forward Arms, our Direct Fix Arms hook directly into the Peerless range of Uprights using a toothed bracket and allow for merchandising directly in front of the upright.



 <p><b>Direct Fix Forward Arm</b> For simple front facing merchandising of hanging products.</p>	 <p><b>Direct Fix Stepped Arm</b> For split level front facing merchandising. Allows two different products to be clearly displayed on the same Arm.</p>
 <p><b>Direct Fix Raked Arm</b> An angled Arm with pins along the top edge, great for displaying sizing information clearly.</p>	 <p><b>Two-Way Arm</b> Allows side hanging of garments from a single upright.</p>


See Data Sheets C.01 - C.04 for more information



# FERRULES & FITTINGS

As best sellers in the Peerless range, our Ferrules and Fittings are available in various styles, for light, medium or heavy-duty applications. Supplied as individual component parts for mounting into timber panels or posts, these tried and tested components have been a significant element of the Peerless range for over 30 years, offering an unrivalled modular retail solution.

- 1 Forward Arms have been used to support floating shelves for the display of products
- 2 Ferrules are laid out in a grid to allow endless flexibility, but don't all have to be used at once
- 3 Create interesting layouts by staggering your shelves or mixing with Forward Arms or Rails for hanging garments



Ferrules fit into or through timber panels to provide a sleek and versatile merchandising solution. With three main types from heavy duty to lightweight, they are great for everything from outdoor clothing, sports equipment and luggage, all the way down to smaller accessories, lingerie, socks and ties.

## Cap Ferrules

Intended for mid to lightweight use within a variety of applications, our Cap Ferrules all have threaded sockets, allowing for the fittings to have a more fixed feel. Our CPE.M8/M10 is designed to be fitted into an 18mm timber panel and is fixed from behind for security and strength.



## Push Fit Ferrules

Perfect for mixed fashion and accessory displays. Specialist Arms and Fittings simply push into these Ferrules and each component is fitted with a 'friction fit' rubber washer for additional security, whilst remaining easy to use.



## Quartz Ferrules

The square socket arrangement and special 'locking' mechanism of our Quartz Ferrule range ensure that the corresponding fittings are always set at the right angle, and the locking mechanism offers a little more security over our push-fit Ferrule, whilst still allowing for quick changes to be made to your merchandising layout.



See Data Sheets D.01 - D.04 for more information



# FLOOR & WALL DISPLAY UNITS

Our Floor Standing and Wall Mounted merchandising display systems are the perfect versatile option for any retailer looking for a simple stand-alone solution that doesn't require specialist installation. Our collection includes an array of products, grouped together into five main ranges based on their intended application.

- 1 Perimeter Units can be fitted with shelves and/or rails for maximum versatility
- 2 Wall Mounted displays keep the floor clear, allowing easy cleaning
- 3 Mix side hanging garments with forward hanging ones on the same hardware



# OMNI Range

The OMNI range comprises Perimeter, Wall and Floor units, each available in two standard sizes, providing the perfect adaptable solution for fashion, accessory and giftware products, allowing a uniform aesthetic throughout your store.



## OMNI Perimeter

Our OMNI Perimeter units are designed to be floor standing but fix back to the wall for stability. Mix and match shelves, rails and arms to suit your requirements. Available in two heights.



## OMNI Wall

The OMNI Wall is available in two sizes and can be merchandised directly from the framework or by adding accessories from the OMNI range, such as glass or timber shelves and forward arms.



## OMNI Floor

Available in two sizes, our OMNI Floor units provide the perfect solution for fashion, accessory and giftware products. Cleverly engineered to allow merchandise to be displayed in a variety of ways, from direct hanging from the slim steel frame to the addition of optional glass or timber shelves, the OMNI Floor units are one of our most popular merchandising solutions.

See Data Sheet E.01 - E.04 for more information

# VERSO

Our contemporary VERSO merchandising system provides an innovative display solution for any retail interior. Ideal for fashion and accessories, these flexible units offer side or front hanging of garments and can be further enhanced with optional glass or timber shelving; great for folded or boxed goods.



### Versatile and Durable

The high quality stainless steel frames are available with fittings for floor to wall, wall to ceiling and mid floor suspended locations, subject to site conditions. Our VERSO system looks great when combined with our ROTOR or OMNI systems, too.

See Data Sheet E.05 for more information

# ROTOR Floor Units

These versatile floor units are available as either a single or double display. The durable powder coated steel frames are fitted with adjustable feet and our unique rotating hanging rails have a simple lift-twist-lock mechanism. They can also be supplied with optional top shelves, end panels and mirrors.



### Lift-Twist-Lock

ROTOR frames are perfect for dual side or forward hanging, or a mix of both on the same unit. Simply lift the rail, turn through 90 degrees and drop it back down to fix it in position. Great for adding interest to your floor displays.

See Data Sheet E.06 for more information

# TRIRAIL Floor Units

TRIRAIL display stands provide a simple way to display mid-floor side hanging fashion items. Available in two useful sizes, 600mm and 1200mm widths, these cost-effective furnishings are also great for temporary promotional merchandising as the removable central leg allows them to be stored flat when not in use.



## Mix and Match

Mix and match with our OMNI, VERSO or ROTOR systems for a flexible retail space, or use for flash sales or end of line stock clearance.

See Data Sheet E.07 for more information

# Display Tables

Our Display Tables are perfect for folded fashion display requirements, but also work brilliantly in Museum gift shops and book stores for displaying heavier products such as decorative items, books, ornaments and crockery. This collection of four contemporary rectangular tables can be used either on their own or in various combinations to create tiered or nested arrangements. They can be easily repositioned to suit your changing needs from season to season.



## Finishes and Materials

Manufactured from mild steel and powder coated to suit your requirements, these Display Tables can be supplied separately and come with toughened glass (with radius corners) or high-quality timber tops.

See Data Sheet E.08 for more information

# Data Sheets Contents.

## UPRIGHTS & CHANNELS

A.01	Integrated Uprights	32
A.02	Sideline Fittings	33
A.03	Surface Uprights - Rectangular	34
A.04	Surface Uprights - Square & Elliptical	35
A.05	Hanging Uprights - FREELINE System	36
A.06	Hanging Uprights - FREELINE System	37

## BRACKETS & FITTINGS

B.01	Linear Brackets	38
B.02	Rectangular Brackets	39
B.03	Curved Brackets	40
B.04	Specialist Brackets	41

## RAILS, ARMS & FITTINGS

C.01	Fine Display Rails	42
C.02	Intermediate Display Rails	43
C.03	All-in-one Display Rails	44
C.04	Rectangular Display Rails	45

## FERRULES & FITTINGS

D.01	Ferrule Range	46
D.02	Push-Fit Ferrules	47
D.03	Quartz Round Ferrules	48
D.04	Cap Ferrule Range	49

## FLOOR & WALL DISPLAY UNITS

E.01	OMNI Wall Units	50
E.02	OMNI Perimeter Units	51
E.03	OMNI Floor Units (Small)	52
E.04	OMNI Floor Units (Large)	53
E.05	VERSO Wall Units	54
E.06	ROTOR Floor Units	55
E.07	TRIRAIL and H-FRAME	56
E.08	Display Tables	57

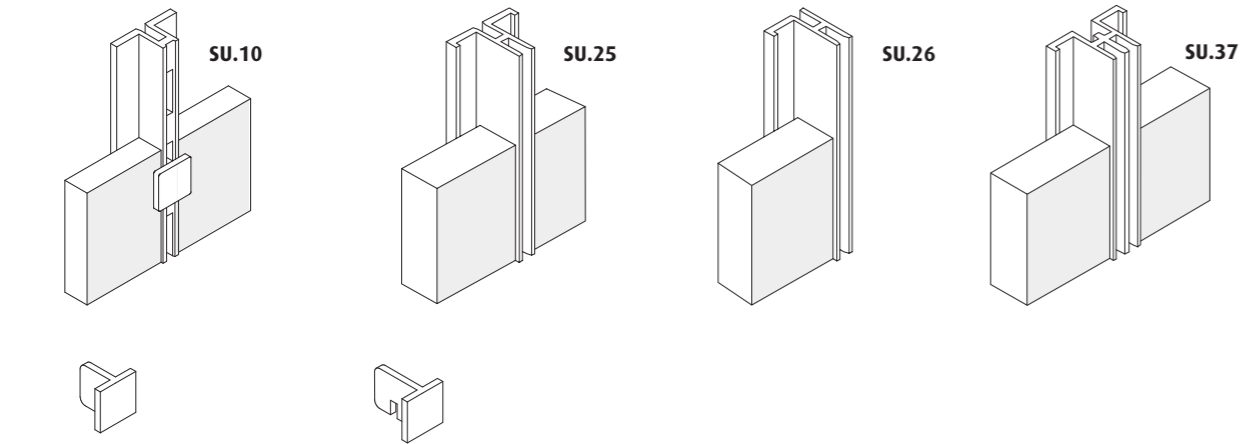
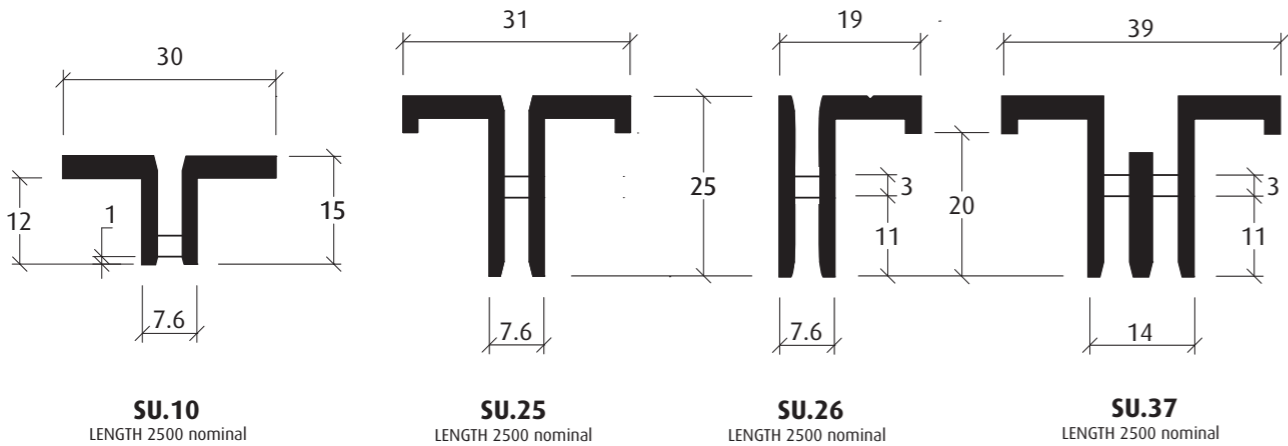
## FABRIC WALL SYSTEM

F.01	Fabric Wall System	58
F.02	Fabric Wall System	59
F.03	Fabric Wall System	60

	DATA SHEET SPECIFICATION	61
--	--------------------------	----

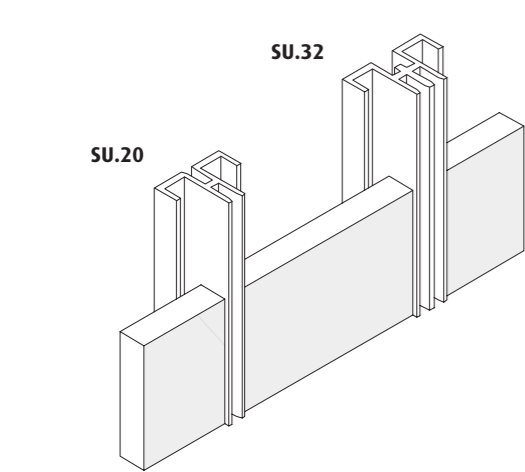
# A.01 Integrated Uprights

Applied uprights for use in normal or heavier duty surface or recessed applications. Suitable infill panels can be fitted between relevant sections to accommodate design requirements. SU.26 uprights can be used in left or right hand positions.

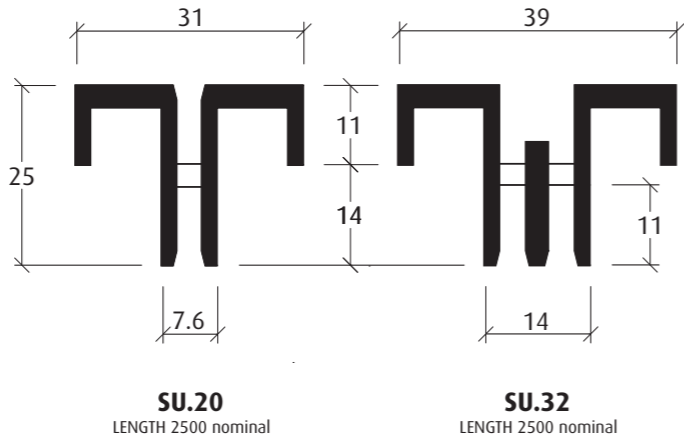


**SU.P5**  
PANEL RETAINER  
Finish - Clear Acrylic for 1mm recessed slotted uprights only (SU.10).

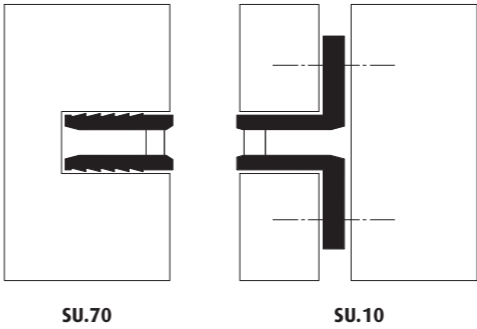
**SU.P6**  
PANEL RETAINER  
Finish - Clear Acrylic for 11mm recessed slotted uprights.



Both sets of SU.25/26/37 and SU.20/26/32 may be used independently or in combination with each other. All sections can also be combined, subject to suitable setting out and infill panels being packed or rebated as applicable.

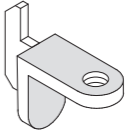
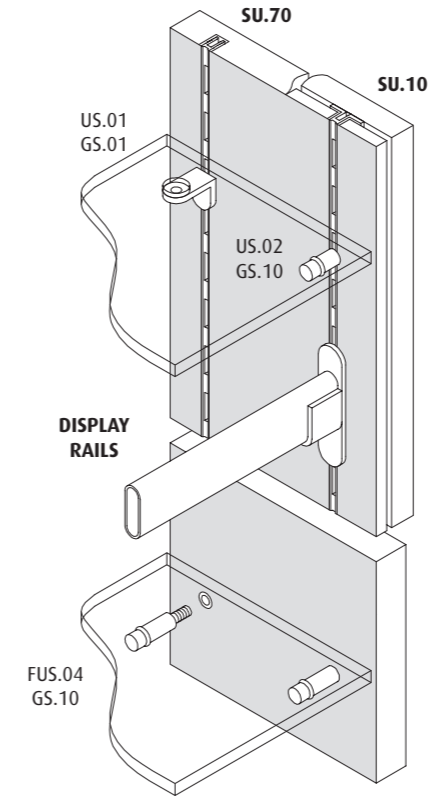
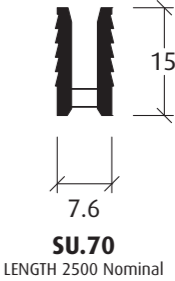


# A.02 Sideline Fittings



SU.70 uprights for rebating into panels or hardwood posts. Recommended for side fittings only, not for cantilevered loads. Apply strong adhesive to sides of upright when fixing, ensuring rear slot is kept clear to avoid impeding bracket location.

SU.10 uprights are suitable for side fixing and for use with infill panels.



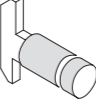
**US.01**  
SHELF CLIP  
for use with (SU.70,10)

**A**  
US.01



**GS.01**  
SHELF STUD  
for use with US.01

**B**  
US.01  
GS.01



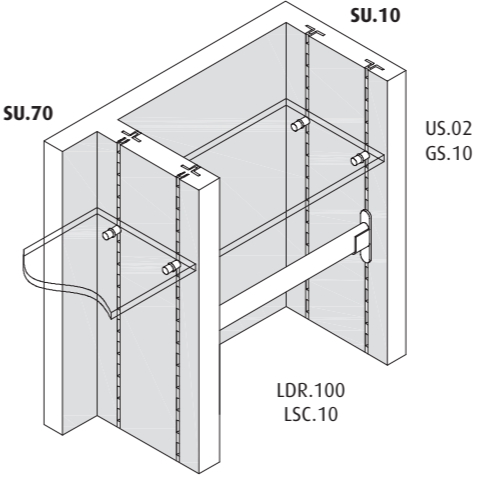
**US.02**  
SHELF CLIP  
for use with (SU.70,10)

**C**  
US.02  
GS.10



**GS.10**  
SHELF WASHER  
for use with US.02

**PLEASE NOTE:**  
Display rails and fittings are also available - please see later corresponding data sheets.



**CSF.M6**  
MICRO  
FERRULE



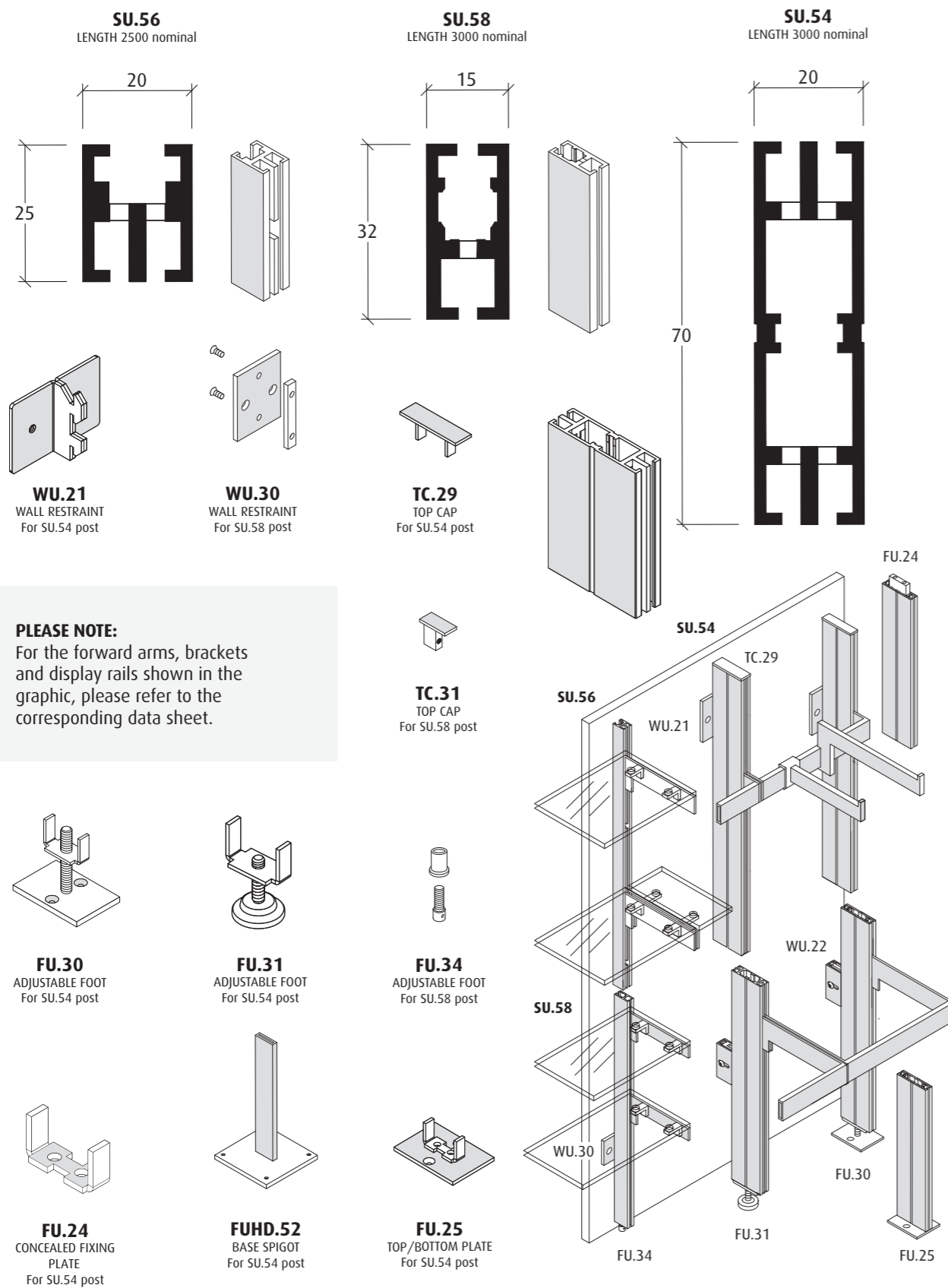
**FUS.04**  
TOGGLE

**D**  
FUS.04  
GS.10

SIDE APPLICATIONS

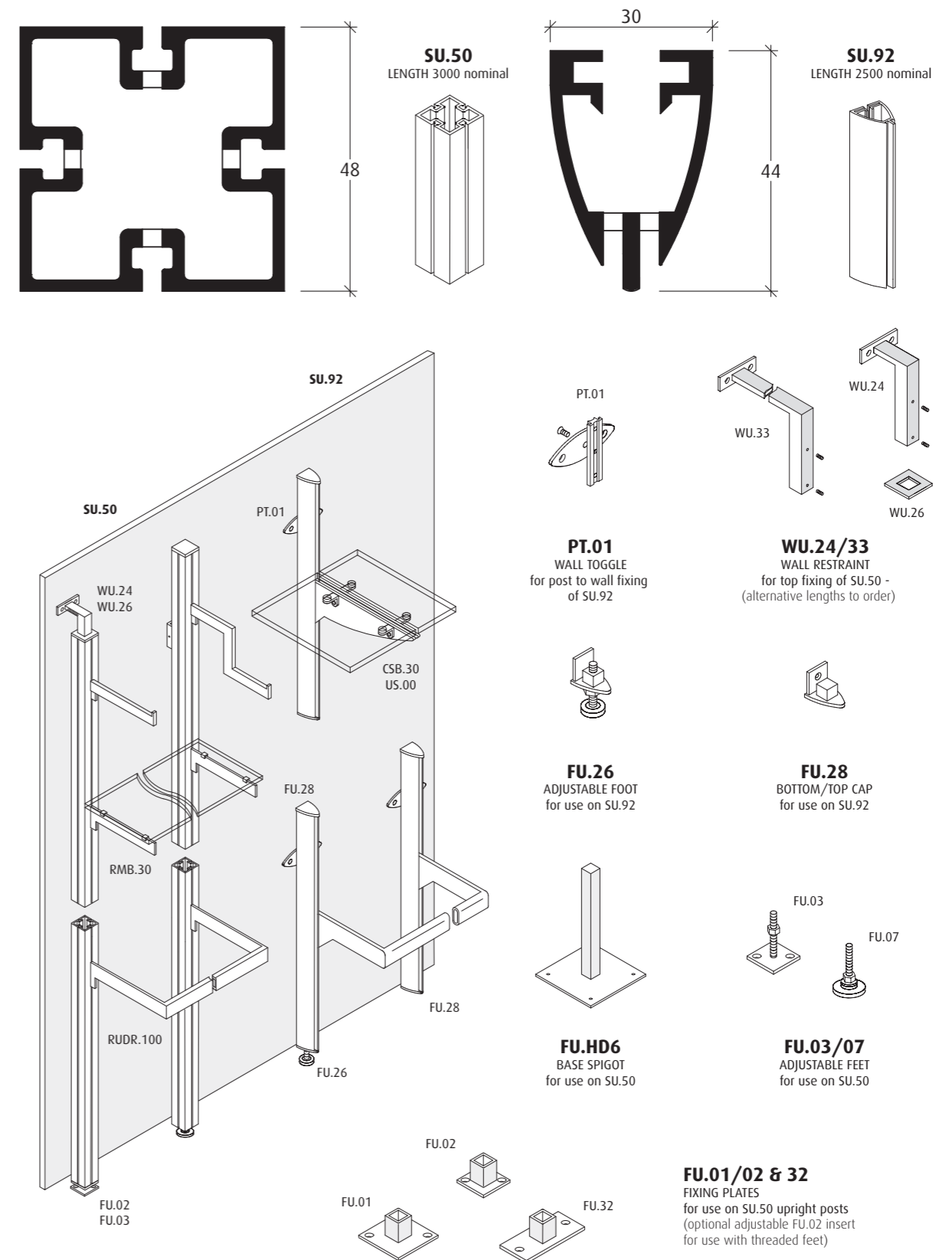
## A.03 Surface Uprights - Rectangular

Rectangular post uprights can be used in applied perimeter or mid-floor applications. An associated range of rectangular fittings are available (see rectangular brackets, rails and fittings on respective data sheets). Alternatively, posts may be combined with a wide variety of other Peerless-Assigns accessories.



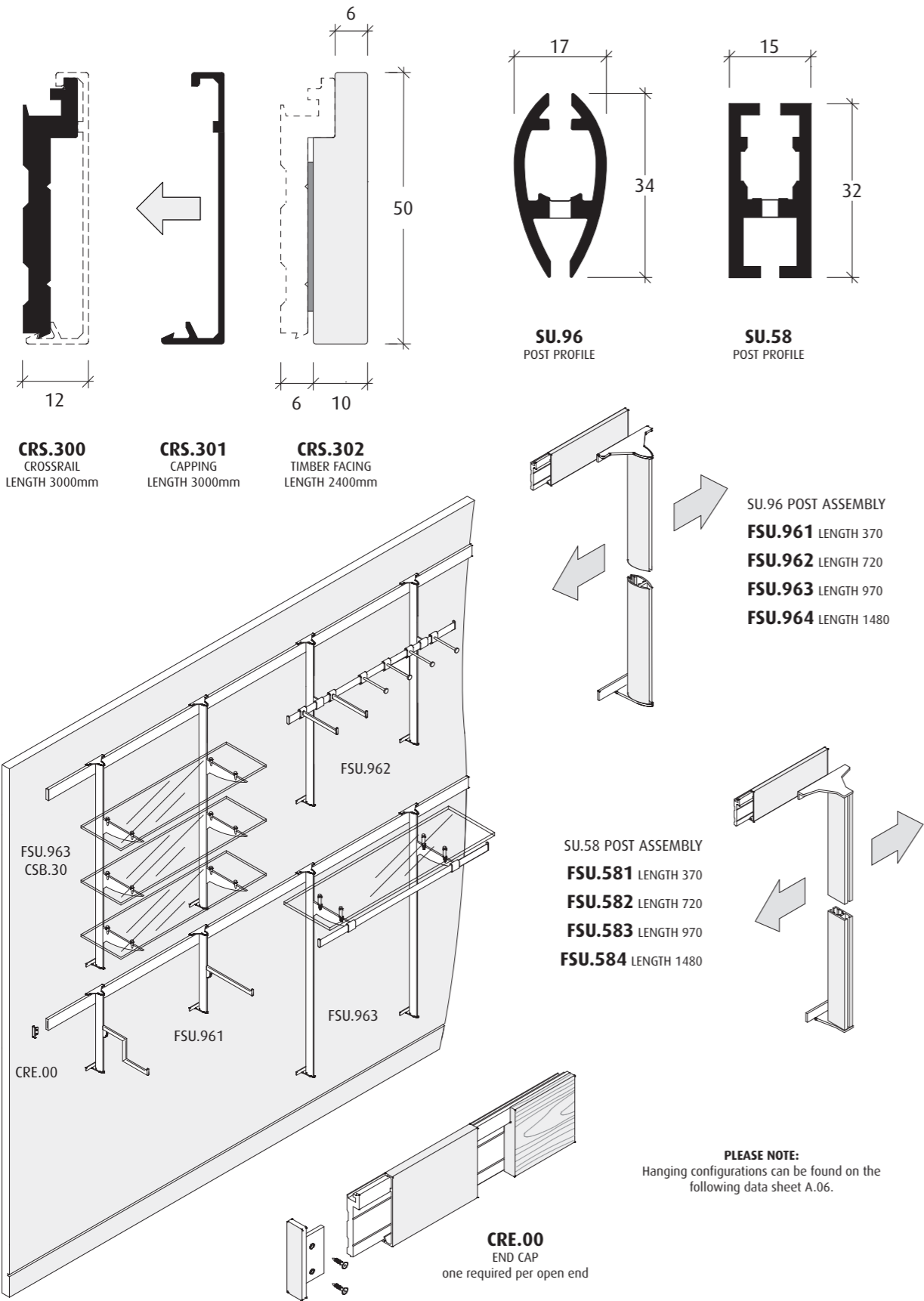
## A.04 Surface Uprights - Square & Elliptical

Our range of square and elliptical posts can be used in a wide variety of applications. The square SU.50 post profile can be used for applied or self supporting structures, in perimeter or island locations, whereas our elliptical SU.92 post profile is better utilised when fixed directly onto elevations. All of our posts will accept a wide variety of Peerless-Assigns brackets, rails and accessories illustrated within the respective sections of our datasheets.



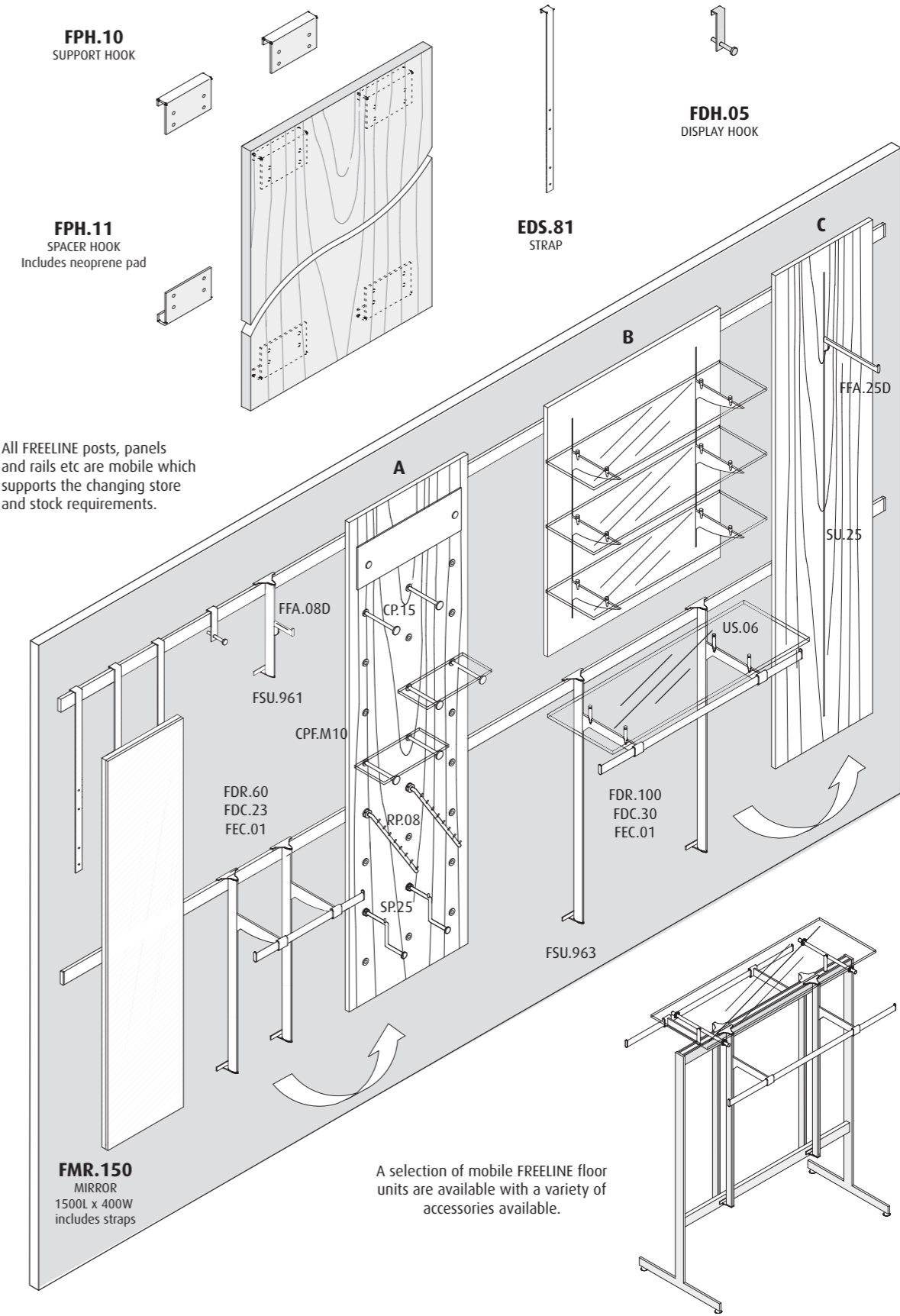
# A.05 Hanging Uprights - FREELINE System

The FREELINE system is designed to offer complete flexibility, through a combination of both horizontal and vertical adjustability. Our surface-mounted horizontal cross rails are available for single or double tier presentation, with optional decorative claddings. Adjustable vertical components are suspended from cross rails and can be combined with our custom manufactured accessories to suit all of your display requirements.



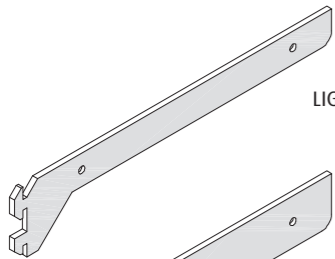
# A.06 Hanging Uprights - FREELINE System

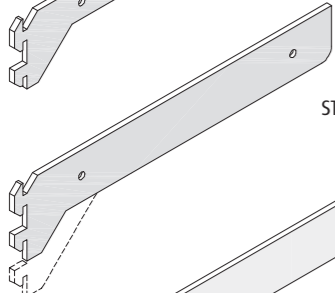
Interchangeable panels are available to order for graphic presentations, or pre-fitted with integral Peerless-Assigns ferrules or slotted uprights ready to receive adjustable accessories. Panel examples, A, B and C illustrate three options of many different configurations offered.

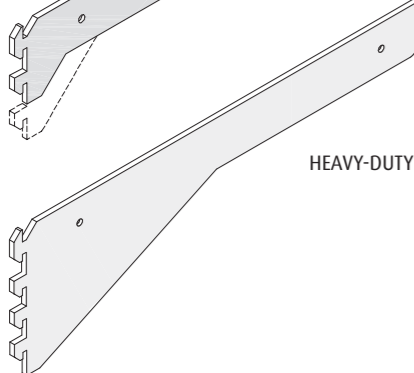


# B.01 Linear Brackets

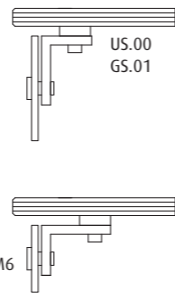
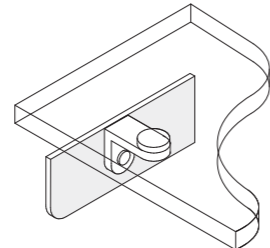
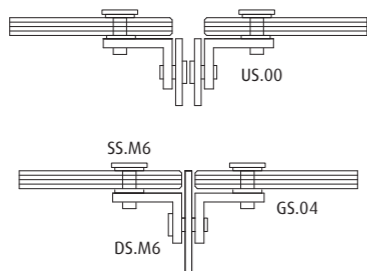
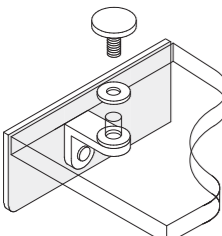
As with all Peerless-Assigns brackets, our linear range are flat blade type, constructed from 3mm mild steel and designed for use on all of our uprights. Linear brackets can be used in conjunction with a number of shelf clips and fittings, the configuration options are detailed below. Peerless-Assigns also offer a range of more specialist brackets, including two-way and adjustable brackets, information on which is available in data sheet B.04, Specialist Brackets.

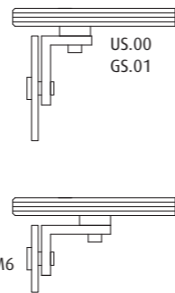
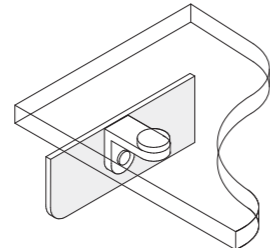
LIGHTWEIGHT

STANDARD

HEAVY-DUTY

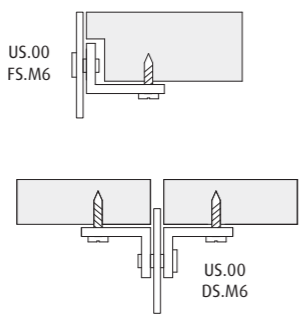
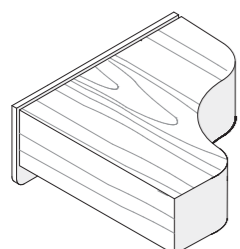
BRACKET TYPE	Blade Height	No. of Hooks	O/A Length
<b>LB.15</b>	30mm	2	180mm
<b>LB.23</b>	30mm	2	260mm
<b>LB.30</b>	30mm	2	330mm
<b>LB.40</b>	30mm	2	430mm
<b>SB.23</b>	47mm	2	260mm
<b>SB.30</b>	47mm	2	330mm
<b>SB.40</b>	47mm	3	430mm
<b>HB.30</b>	47mm	3	330mm
<b>HB.40</b>	47mm	4	430mm
<b>HB.50</b>	47mm	4	530mm

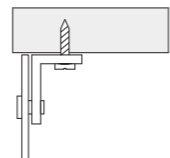
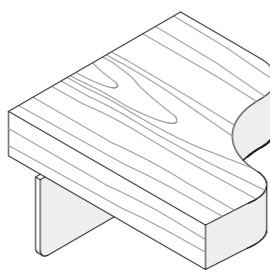




**A** - Glass Shelves supported inside lightweight / standard brackets in both single and double slotted uprights.

**B** - Glass Shelves supported over lightweight / standard brackets.





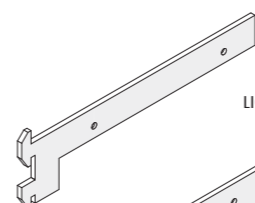
**C** - Solid Shelves supported inside lightweight / standard brackets utilising the US.00 shelf clip.

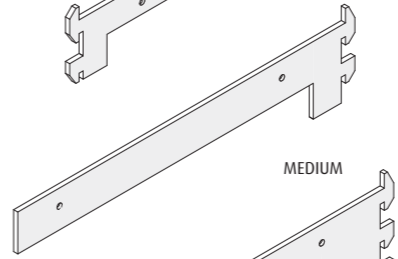
**D** - Solid Shelves supported over lightweight / standard brackets utilising the US.00 shelf clip.

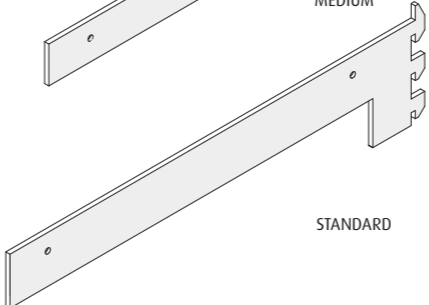
The fittings illustrated above can be found on the following data sheet B.02.

# B.02 Rectangular Brackets

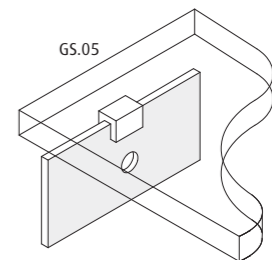
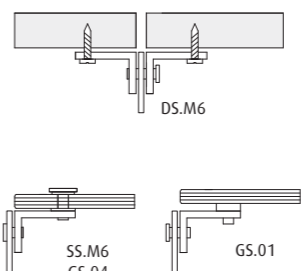
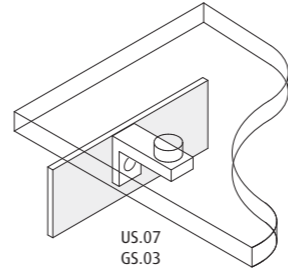
Designed for universal use on all uprights, rectangular brackets can be used in conjunction with a number of shelf clips and fittings to achieve the desired single or double sided outcome. Available for a range of applications from lightweight to heavyweight our rectangular range of brackets is often combined with our rectangular range of uprights for a universally pleasing aesthetic.

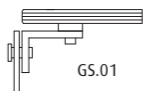
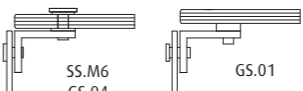
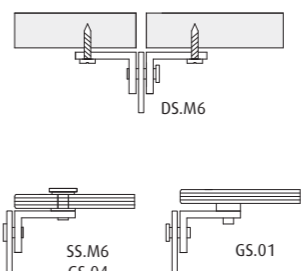
LIGHTWEIGHT

MEDIUM

STANDARD

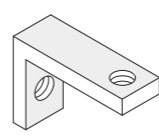
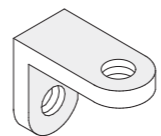
BRACKET TYPE	Blade Height	No. of Hooks	O/A Length
<b>RLB.15</b>	25mm	2	175mm
<b>RLB.20</b>	25mm	2	225mm
<b>RLB.25</b>	25mm	2	275mm
<b>RMB.20</b>	35mm	2	225mm
<b>RMB.25</b>	35mm	2	275mm
<b>RMB.30</b>	35mm	2	325mm
<b>RMB.35</b>	35mm	2	375mm
<b>RSB.30</b>	45mm	3	325mm
<b>RSB.40</b>	45mm	3	425mm
<b>RSB.50</b>	45mm	3	525mm









**A** - Glass / Solid Shelves supported over rectangular brackets utilising the rectangular US.07 shelf clip.

**B** - In instances where the glass oversails the edge of the bracket a GS.05 plastic saddle may be used.








**US.00**  
CURVED SHELF CLIP  
for use with linear range




**US.07**  
RECTANGULAR SHELF CLIP  
for use with rectangular range



**FS.M6**  
SINGLE LOCKING SCREW  
for use with US.00/07



**DS.M6**  
DOUBLE LOCKING SCREW  
for use with US.00/07



**GS.01/03**  
GLASS SHELF STUD  
for use with US.00/07

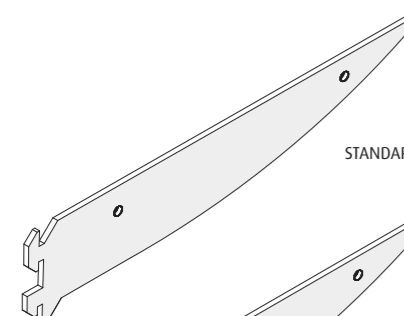
**GS.04**  
GLASS SHELF WASHER  
for use with SS.M6 + US.00

**GS.05**  
GLASS SHELF PLASTIC SADDLE

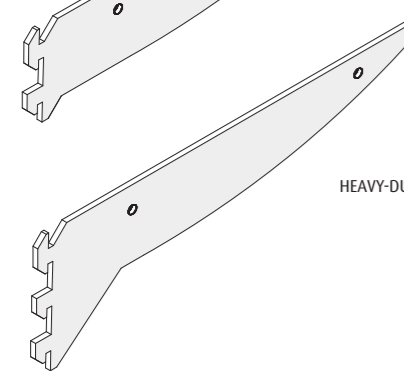
**SS.M6**  
GLASS SHELF SCREW  
for use with GS.04

# B.03 Curved Brackets

Designed for universal use on all uprights, curved brackets can be used in conjunction with a number of shelf clips and fittings to achieve the desired single or double sided outcome. Available for a range of applications from lightweight to heavyweight our curved range of brackets is often combined with an elliptical upright for a universally pleasing aesthetic.

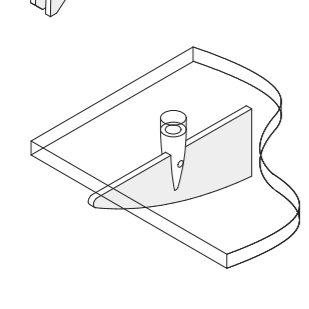


STANDARD

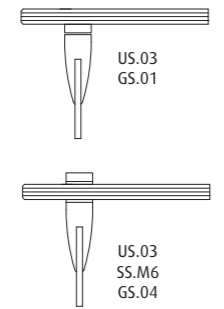


HEAVY-DUTY


BRACKET TYPE	Blade Height (at rear end of curve)	No. of Hooks	O/A Length
CSB.15	46mm	2	180mm
CSB.20	46mm	2	225mm
CSB.25	48mm	2	280mm
CSB.30	58mm	2	325mm
CSB.40	58mm	2	425mm
CHB.30	60mm	3	325mm
CHB.35	58mm	3	375mm
CHB.40	59mm	3	425mm




US.03  
GS.01



US.03  
SS.M6  
GS.04

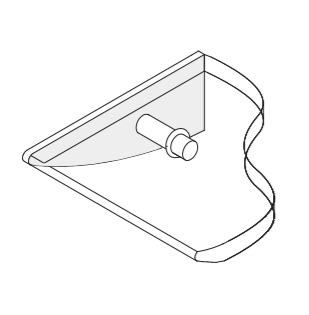


US.03  
BARREL SHELF CLIP  
for use with GS.01/SS.M6

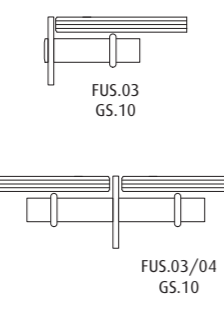


GS.01  
GLASS SHELF  
PLASTIC STUD

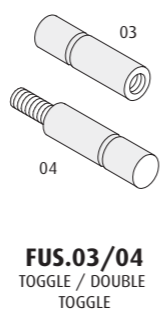
A - Glass / Solid Shelves supported over curved brackets utilising the curved US.03 shelf clip.




FUS.03  
GS.10



FUS.03/04  
GS.10

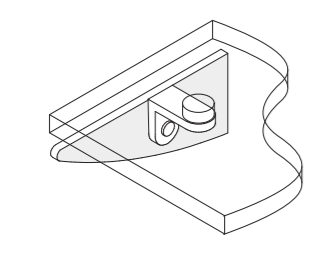


FUS.03/04  
TOGGLE / DOUBLE  
TOGGLE

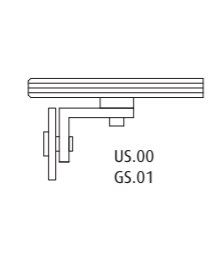


GS.10  
SHELF WASHER  
for use with glass shelves

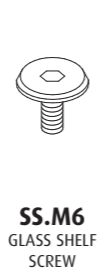
B - Glass / Solid Shelves supported inside curved brackets utilising the FUS.03/04 toggle & GS.10.




US.00  
GS.01



US.00  
GS.01



SS.M6  
GLASS SHELF  
SCREW

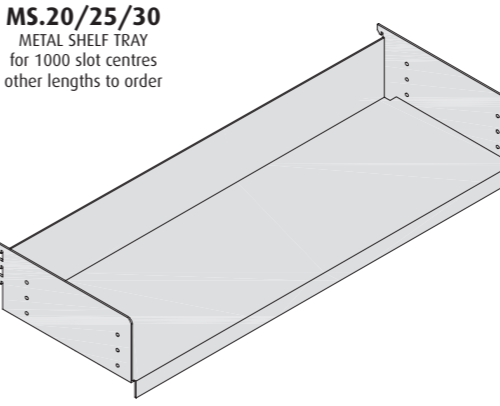


GS.04  
GLASS WASHER  
for use with SS.M6


C - Glass / Solid Shelves supported over curved brackets utilising the US.00 shelf clip.

# B.04 Specialist Brackets

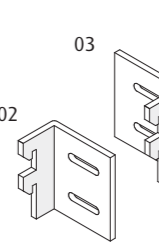
Over the years we have worked on countless projects where bespoke solutions were required which is why, at Peerless-Assigns, we understand that sometimes a product just isn't quite perfect. Our specialist range of brackets aims to fill the niche, where brackets are manufactured to our client's specification. Whether it is an adjustable bracket or folded metal shelf you require, our manufacturing team will be sure to deal with your requests promptly. Please feel free to send us any drawings / enquiries using the details found at the bottom of this page.



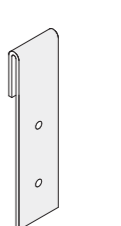
MS.20/25/30  
METAL SHELF TRAY  
for 1000 slot centres  
other lengths to order



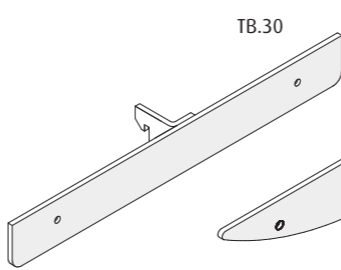
FB.01  
FIXING BRACKET



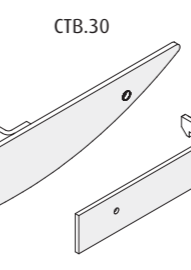
FB.02/03  
FIXING BRACKET  
left / right hand



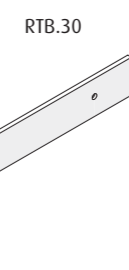
SH.03  
SUPPORT HOOK



TB.30




CTB.30



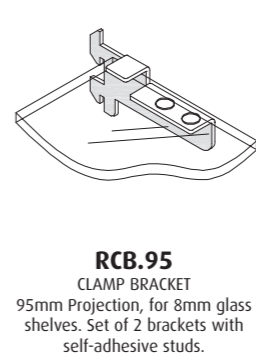
RTB.30

TWO-WAY BRACKETS	
BRACKET TYPE	No. of Hooks
TB.30	2
CTB.30	2
RTB.30	2


Peerless-Assigns two-way brackets are a popular choice for those with self-supporting or mid-floor uprights. They are available to order at a width that suits your requirements, although our 300mm range illustrated above is most popular due to their ideal length for two-way merchandising.



SBT.25/30/35  
BRACKET WITH TABS  
To support glass/timber shelves



RCB.95  
CLAMP BRACKET  
95mm Projection, for 8mm glass shelves. Set of 2 brackets with self-adhesive studs.



AB.300  
ANGLE BRACKET  
25" to support timber shelves

# C.01 Light Display Rails

A selection of light, flat-sided oval display rails and accessories, for location into Peerless-Assigns uprights and posts. Designed to ensure maximum flexibility, these rails allow for direct side hanging of merchandise, or as rear supports for forward facing arms using appropriate brackets / prongs. Often popular with lighter merchandise such as lingerie, where a delicate aesthetic is desired, the light display rails are available in alternative lengths upon request, to suit a variety of modular sizes.

10

20

ARM PROFILE

16

32

RAIL PROFILE

LSC.10/11/12

LSC.13

RAIL SIDE CUP

LSC.10 - Slot type A (1mm recess)

LSC.11 - Slot type B (8mm recess)

LSC.12 - Slot type C (11mm recess)

LSC.13 - face fixed

US.06

BARREL SHELF CLIP

for use with LIDR.100

or LIDR.120

LSH.10

SUPPORT HOOK

LDR.100

DISPLAY RAIL

for use with side cups

LENGTH TO ORDER

LFA.08D

LFA.08

LFA.08/08D

DISPLAY PEG

LENGTH 80

LPA.15/25

PRONG ARM

LENGTH 150 / 250

LCPA.15/25

CAPPED PRONG

LENGTH 150 / 250

LHA.10/20

HOOK ARM

LENGTH 100 / 200

LDA.10/20

EUROHOOK ARM

LENGTH 100 / 200

LRA.12D

LRA.12

LRA.12/12D

RAKED ARM

(12 pin)

LSA.35D

LSA.35

LFA.25D/35D

LFA.25/35

LTA.45D

LTA.45

LRA.25/35

LFA.25D/35D

FORWARD ARM

LENGTH 250 / 350

LTA.45/45D

TWO WAY ARM

450L X 250W

LURR.100/120

REAR DISPLAY RAIL

to be used in uprights with working

slot centres 1000 / 1200mm

LUDR.100/120

DISPLAY RAIL

to be used in uprights with working

slot centres 1000 / 1200mm

LIRR.100/120

REAR DISPLAY RAIL

995mm / 1195mm rail

with inset brackets

LIDR.100/120

DISPLAY RAIL

995mm / 1195mm rail

with inset brackets

DATA SHEETS / RAILS, ARMS & FITTINGS

# C.02 Standard Display Rails

A selection of Standard, flat sided oval display rails and accessories, for location into Peerless-Assigns uprights and posts. Designed to ensure maximum flexibility, these rails allow for direct side hanging of merchandise, or as rear supports for forward facing arms using appropriate brackets / prongs. Often popular with heavier merchandise such as coats, where a secure but aesthetically pleasing look is desired. Standard display rails are available in alternative lengths upon request, to suit a variety of modular sizes.

12

25

ARM PROFILE

20

40

RAIL PROFILE

SSC.10/11/12

SSC.13

RAIL SIDE CUP

SSC.10 - Slot type A (1mm recess)

SSC.11 - Slot type B (8mm recess)

SSC.12 - Slot type C (11mm recess)

SSC.13 - face fixed

SPA.15/23/30

PRONG ARM

150L, 230L, 300L

respectively

SDR.100/SDR.120

DISPLAY RAIL

for use with side cups

LENGTH TO ORDER

SURR.100/120

REAR DISPLAY RAIL

to be used in uprights with working

slot centres 1000 / 1200mm

SUDR.100/120

DISPLAY RAIL

to be used in uprights with working

slot centres 1000 / 1200mm

SIRR.100/120

REAR DISPLAY RAIL

995mm / 1195mm rail

with inset brackets

SIDR.100/120

DISPLAY RAIL

995mm / 1195mm rail

with inset brackets

SFA.35

FORWARD ARM

LENGTH 350

SSA.35

STEPPED ARM

LENGTH 350

SRA.12

RAKED ARM

(12 pin)

SSH.15

SUPPORT HOOK

**PLEASE NOTE:**  
Bespoke rails and fittings are available, we recommend calling one of our sales advisors for more information.

42

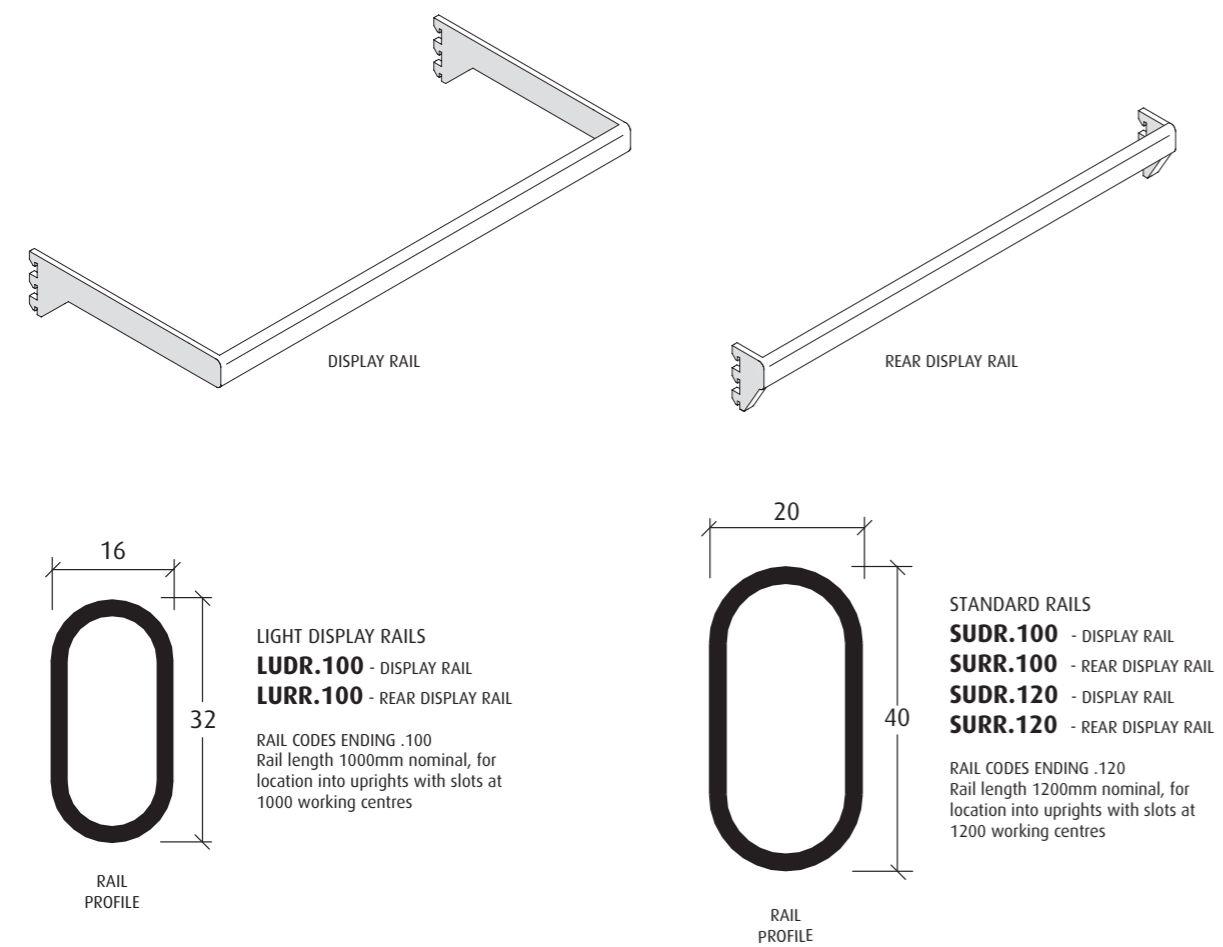
01462 672 000 | sales@peerlessassigns.com | www.peerlessassigns.com

DATA SHEETS C.01 - C.02

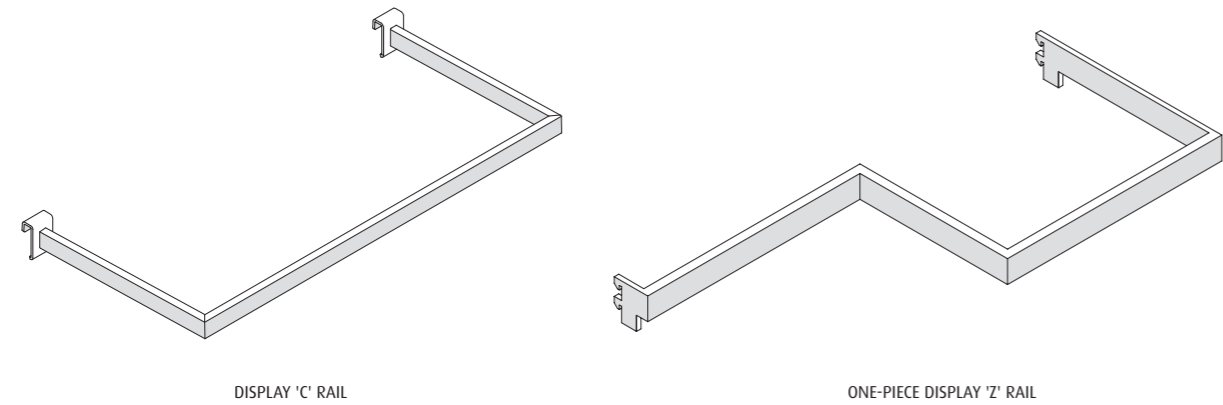
43

# C.03 All-in-one Display Rails

Illustrated here are our LIGHT and STANDARD one piece flat sided oval range of display rails, complete with brackets. Display Rails are suitable for side hanging of merchandise, whilst Rear Display Rails accommodate forward facing arms. Peerless-Assigns are also able to supply more bespoke solutions where a mixture of rear and side hanging, for example, would be more suitable. Alternative rail lengths are of course available to order to suit your upright centres.

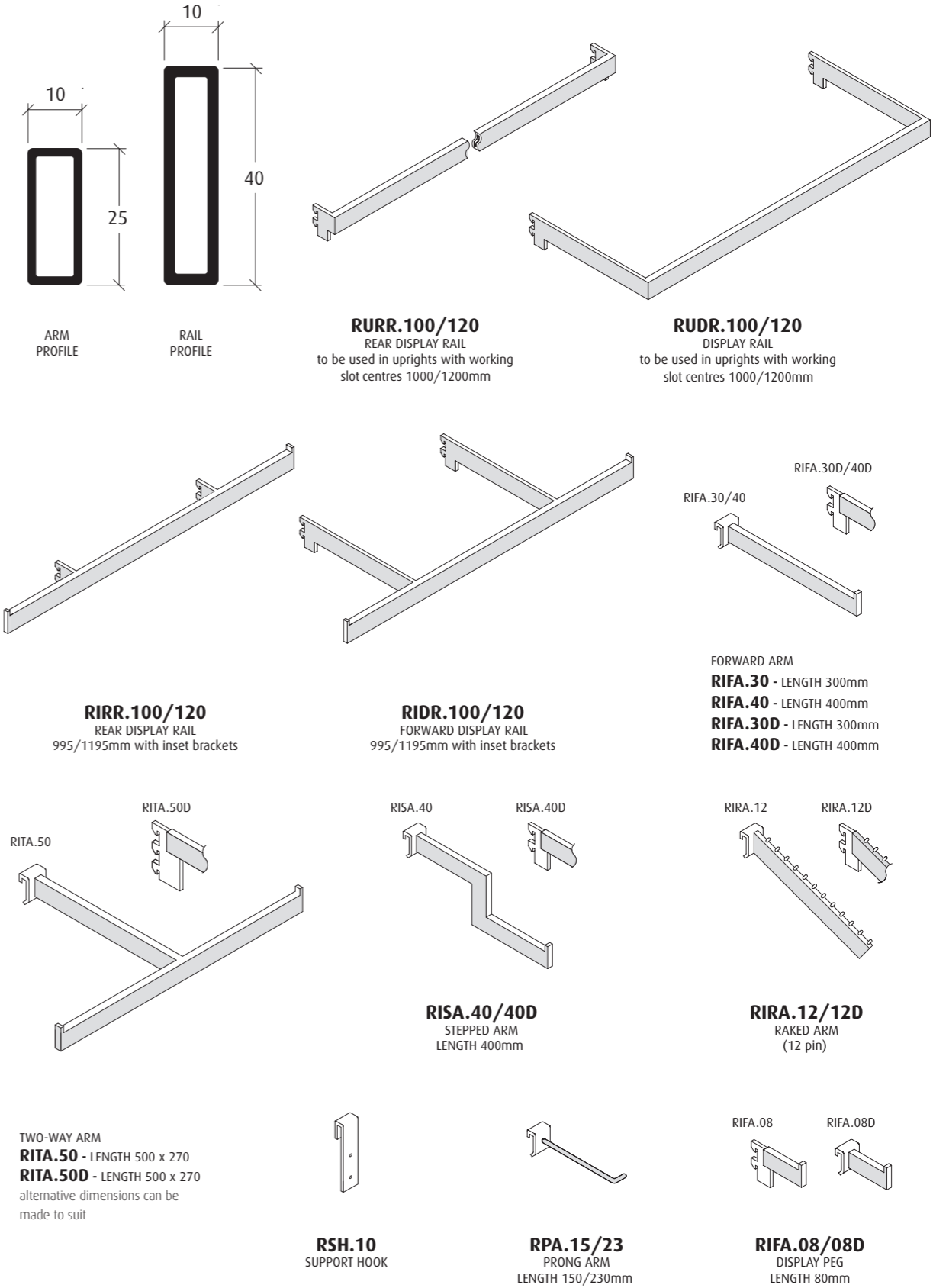


Over the years at Peerless-Assigns we have worked on countless projects where bespoke solutions were required, and thus understand that sometimes a standard product just isn't quite perfect. That is why we are equipped to develop and deliver a solution that meets your exact requirements. Quite often small dimension changes or simple modifications to our standard range will suffice (as seen below with our bespoke 'Z' forward and side hanging rails) however we also have the facilities to develop a completely customised retail solution and recommend contacting us to discuss this further, via the details given below.



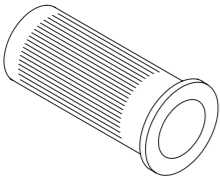
# C.04 Rectangular Display Rails

A selection of rectangular display rails and fittings for location into Peerless-Assigns uprights and posts. Regular rail lengths are offered for location into uprights with working centres at either 1000mm or 1200mm. Rectangular rails allow for direct side hanging of merchandise, or as rear support for forward facing arms using appropriate brackets / prongs. Often used in conjunction with one of our rectangular post profiles these rails can provide a consistent desirable aesthetic throughout.

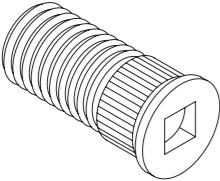


# D.01 Ferrule Range

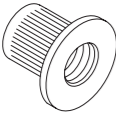
A concise range of ferrules for light, medium and heavy duty applications, our collection of ferrules are the perfect simple modular retail solution. Supplied loose for mounting into timber panels or posts, ferrules are designed to receive a range of display prongs and fittings. Suitable for use in all retail scenarios, Peerless-Assigns ferrules have been specified in numerous projects over the years earning a fabulous reputation for quality and flexibility.



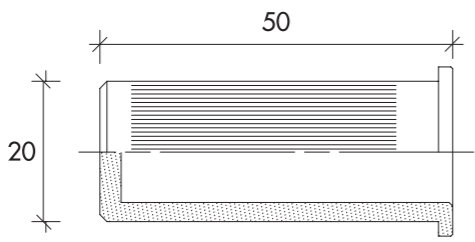
**CPP.14**  
PUSH FIT FERRULE  
(see data sheet D.02)



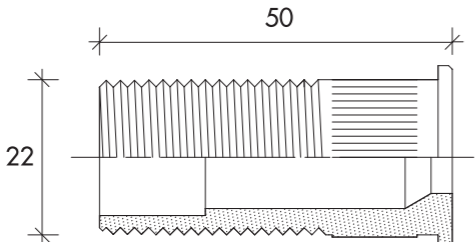
**CPP.18**  
QUARTZ ROUND FERRULE  
(see data sheet D.03)



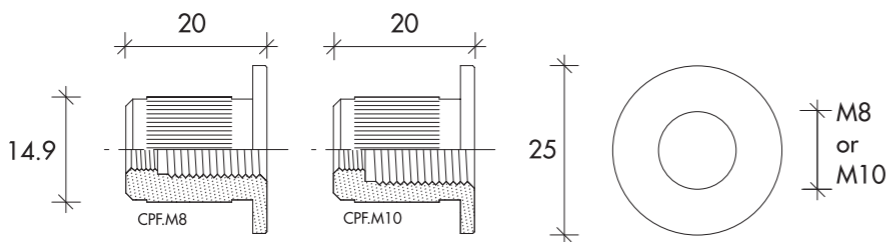
**CPF.M8/M10**  
CAP FERRULE  
(see data sheet D.04)



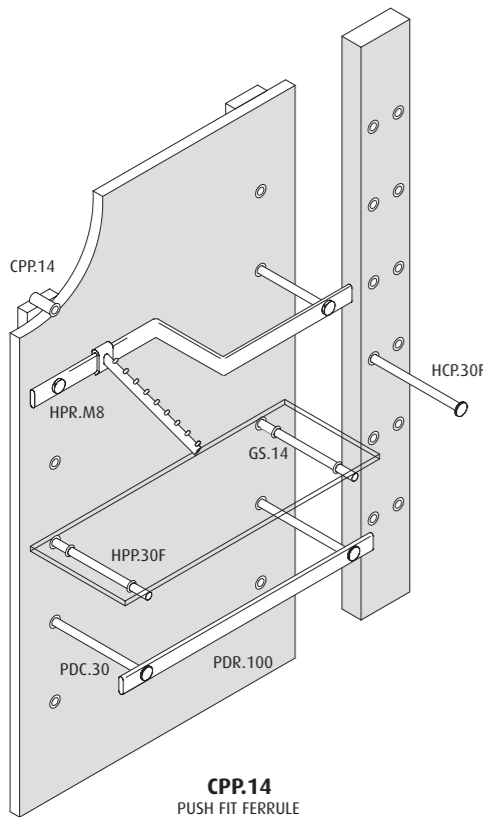
50  
20  
25  
14.5



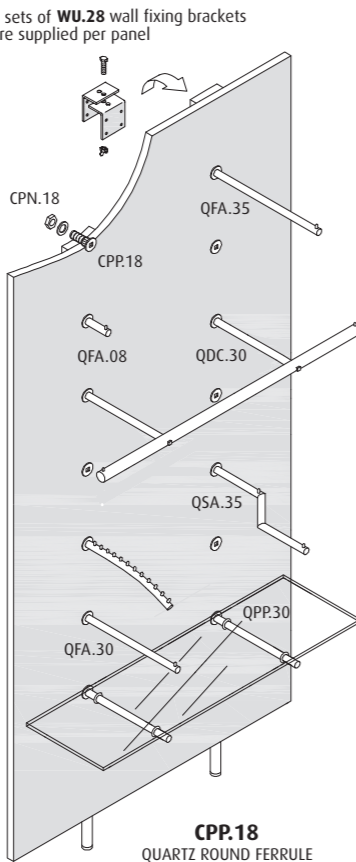
50  
22  
26  
10



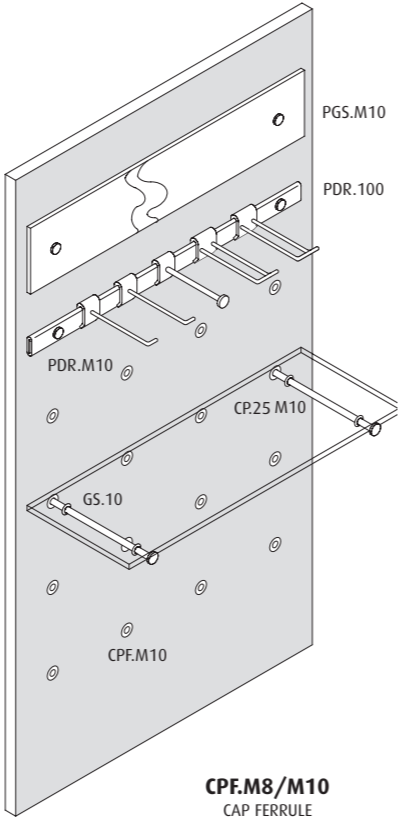
20  
20  
14.9  
25  
M8  
or  
M10



**CPP.14**  
PUSH FIT FERRULE  
Layout example

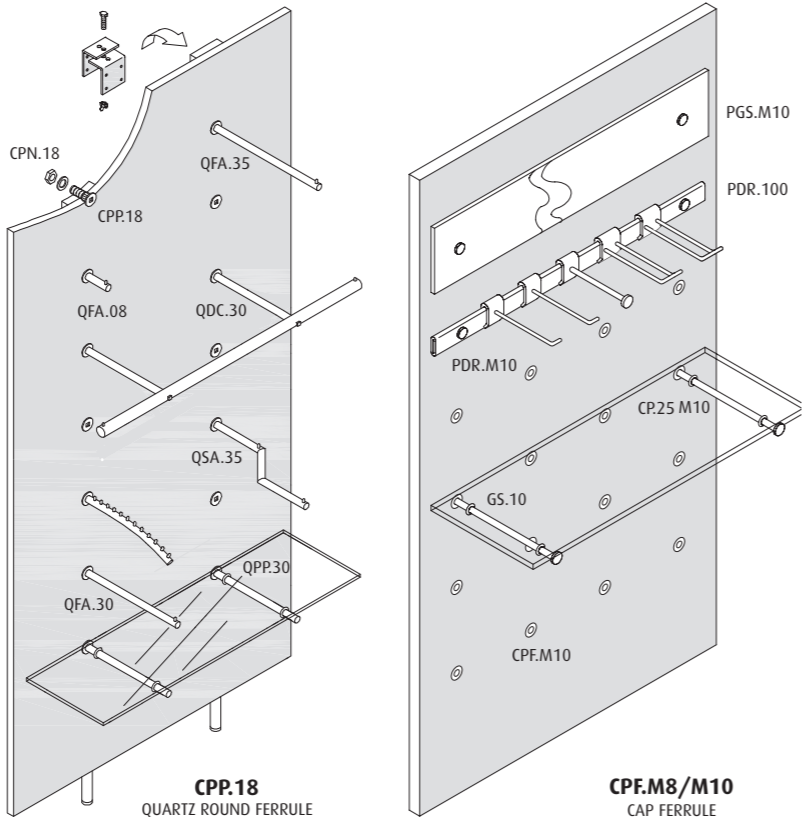


**CPP.18**  
QUARTZ ROUND FERRULE  
Layout example



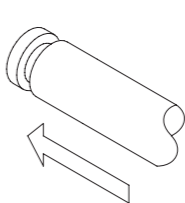
**CPF.M8/M10**  
CAP FERRULE  
Layout example

2 sets of **WU.28** wall fixing brackets are supplied per panel

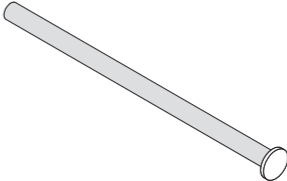


# D.02 Push-Fit Ferrules

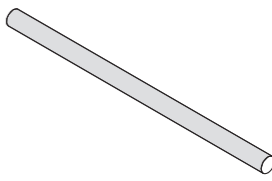
Push-fit Ferrules can be supplied loose or prefitted into timber panels or other fixtures to suit your personal specification. Push-fit ferrules are often utilised in a combination of fashion and accessory displays, where support rods and arms illustrated below are fitted with a 'friction fit' using a rubber gasket for additional security. Due to the fine tolerances of the friction fit, these components are not suitable for powder coating but can be plated in a variety of finishes.




**CPP.14**  
PUSH-FIT FERRULE  
For face fixing into timber panels or posts, using heavy duty adhesive. A minimum timber thickness of 50mm is required to hold the ferrule securely. Ferrules should be fitted at a 1° uprake in accordance with our installation sheet.



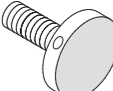
**HCP.30F/35F**  
FORWARD ARM  
LENGTH 300 / 350  
friction fit



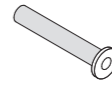
**HPP.30F/35F**  
SHELF SUPPORT ROD  
LENGTH 300 / 350  
to be used with GS.14



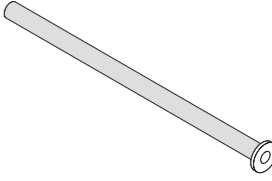
**GS.14**  
SHELF WASHER  
to suit 14mm arms, for use with glass shelves




**HPR.M8**  
DISPLAY RAIL SCREW



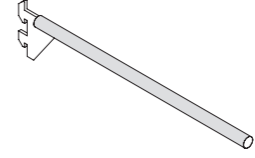
**PDC.01**  
DISPLAY RAIL SUPPORT ROD  
LENGTH 30



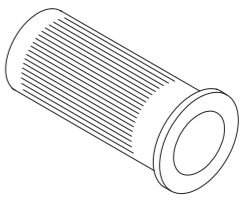
**PDC.30**  
EXTENDED DISPLAY RAIL SUPPORT ROD  
LENGTH 310



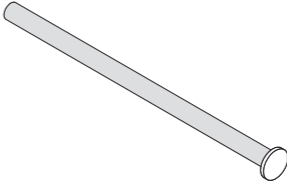
**PDR.100**  
DISPLAY RAIL  
LENGTH 995  
for fixing in ferrules at specified centres



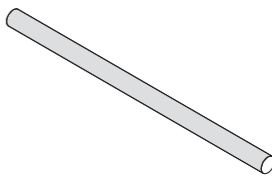
**CDC.30**  
EXTENDED RAIL  
LENGTH 320 o/a  
for location into upright




**CPP.14**  
PUSH-FIT FERRULE



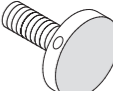
**HCP.30F/35F**  
FORWARD ARM  
LENGTH 300 / 350  
friction fit



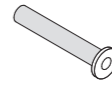
**HPP.30F/35F**  
SHELF SUPPORT ROD  
LENGTH 300 / 350  
to be used with GS.14



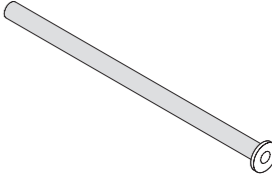
**GS.14**  
SHELF WASHER  
to suit 14mm arms, for use with glass shelves




**HPR.M8**  
DISPLAY RAIL SCREW



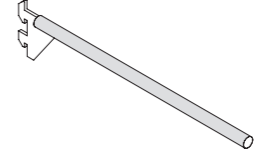
**PDC.01**  
DISPLAY RAIL SUPPORT ROD  
LENGTH 30



**PDC.30**  
EXTENDED DISPLAY RAIL SUPPORT ROD  
LENGTH 310



**PDR.100**  
DISPLAY RAIL  
LENGTH 995  
for fixing in ferrules at specified centres



**CDC.30**  
EXTENDED RAIL  
LENGTH 320 o/a  
for location into upright

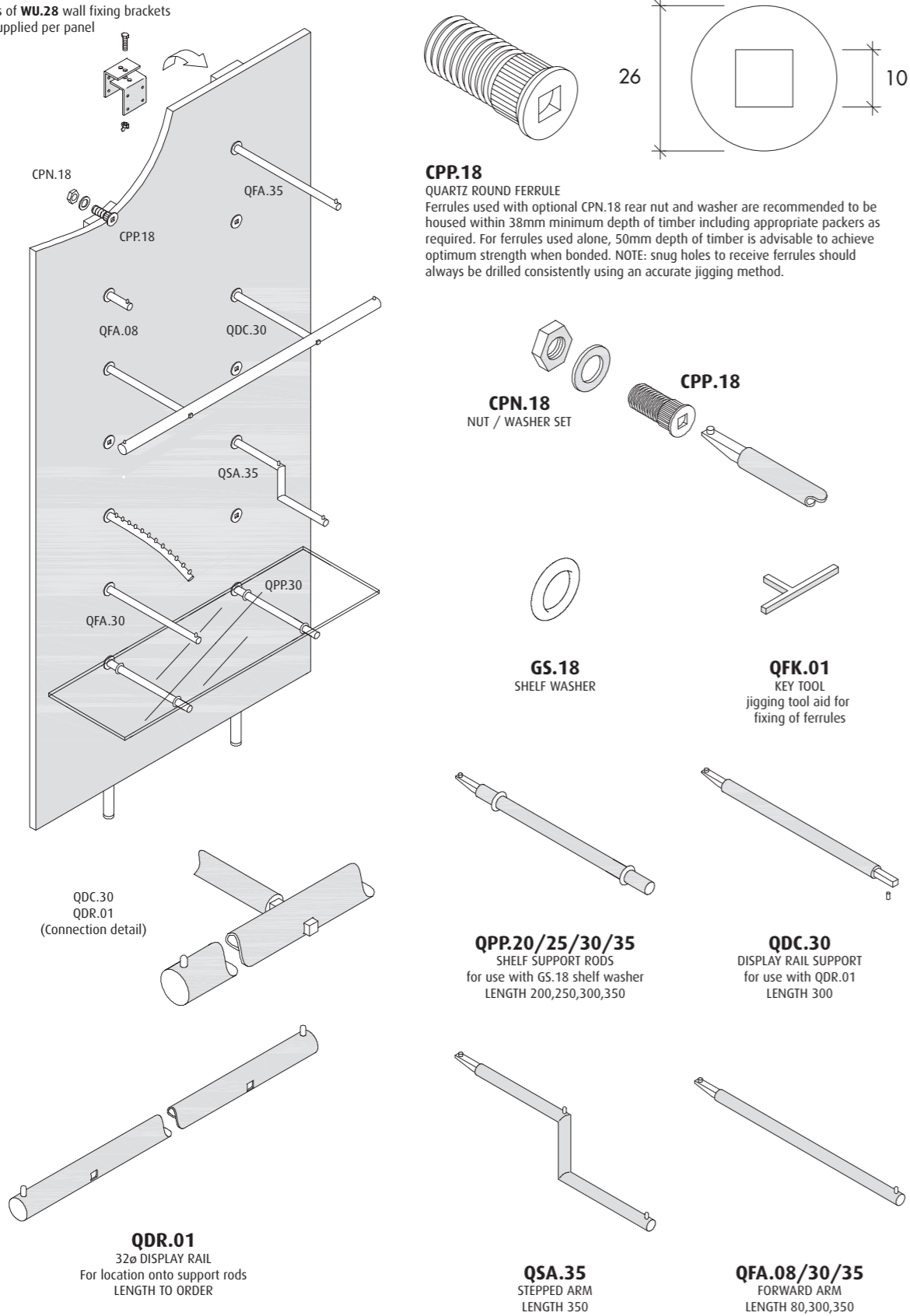
Light display rails and accessories are available for location into ferrules at specified centres using support rods and screws. Alternative lengths available to order.

**PLEASE NOTE:**  
Additional arms, rails and rods are available at a size that suits your requirements. Please contact us using the details below to discuss your needs.

# D.03 Quartz Round Ferrules

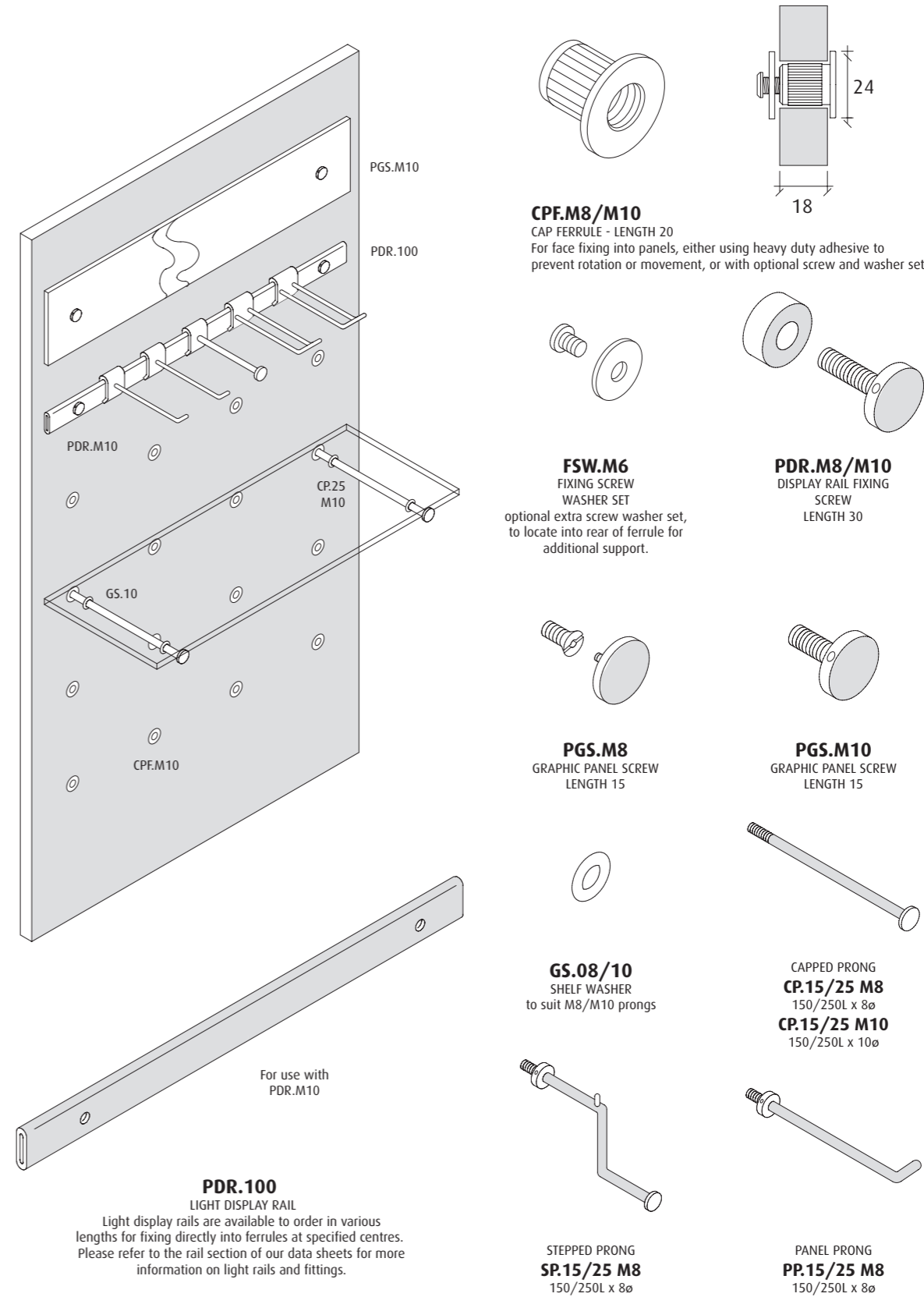
Quartz round ferrules are available for use within a variety of perimeter and island display applications. Supplied loose for mounting into timber panels or posts, ferrules should be bonded securely to prevent rotation or movement.

2 sets of **WU.28** wall fixing brackets are supplied per panel



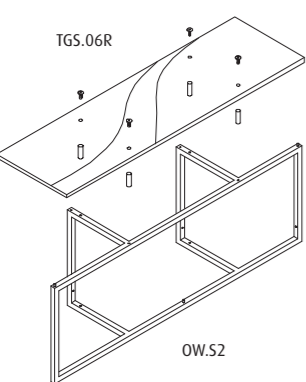
# D.04 Cap Ferrule Range

Cap ferrules are intended for mid to lightweight usage within a variety of applications. Cap ferrules are supplied loose for mounting into (18mm minimum) timber panels and are designed to receive a range of display fittings for perimeter or free standing locations. Ferrules are also available pre-fitted into custom made panels to suit customers specified finishes and dimensions. Fittings for our full cap ferrule range are illustrated below, Peerless-Assigns also have the ability to manufacture custom fittings to suit your needs.

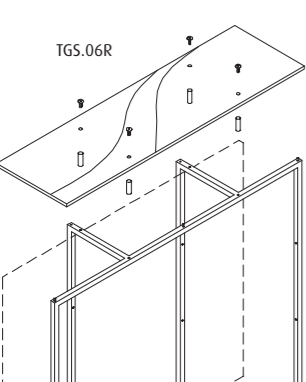


# E.01 OMNI Wall Units

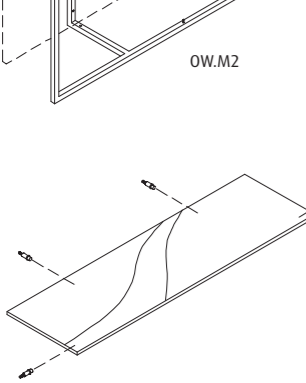
The OMNI Wall range is available in two standard sizes, providing the perfect adaptable solution for fashion, accessory and giftware products. Merchandise can be displayed directly from the fine steel frames or optional fittings, including glass or timber shelves, accessory prongs and intermediate display rails for front and side presentation. The units featured below are designed to be easily fixed to walls and can be combined with the rest of the OMNI range to create a consistent look and feel throughout your retail space. Available in either brushed stainless steel or powder coated mild steel options.




**TGS.06R**  
TOP GLASS SHELF  
1155 x 340 x 8  
including support pillars



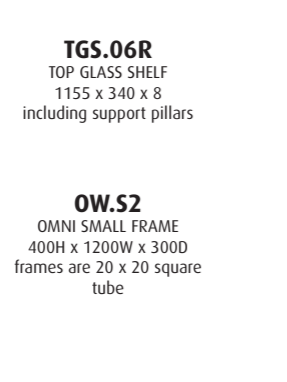
**OW.S2**  
OMNI SMALL FRAME  
400H x 1200W x 300D  
frames are 20 x 20 square tube



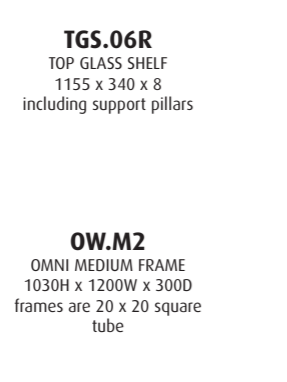
**TGS.06R**  
TOP GLASS SHELF  
1155 x 340 x 8  
including support pillars



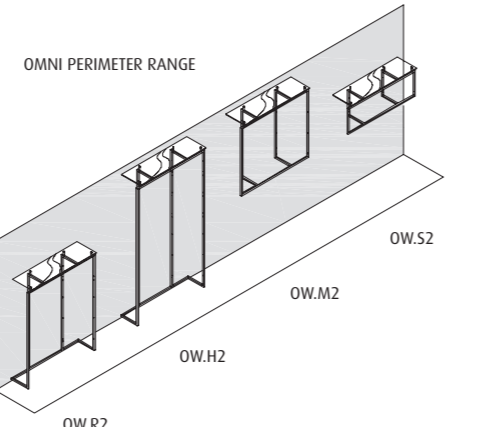
**OW.M2**  
OMNI MEDIUM FRAME  
1030H x 1200W x 300D  
frames are 20 x 20 square tube



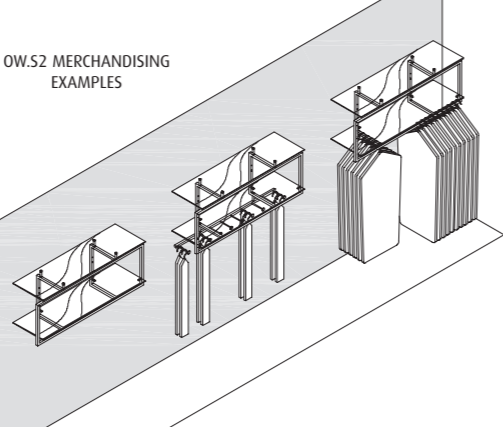
**MGS.05R**  
GLASS SHELF  
1155W x 340L x 8D  
glass with radius corners and support fixings



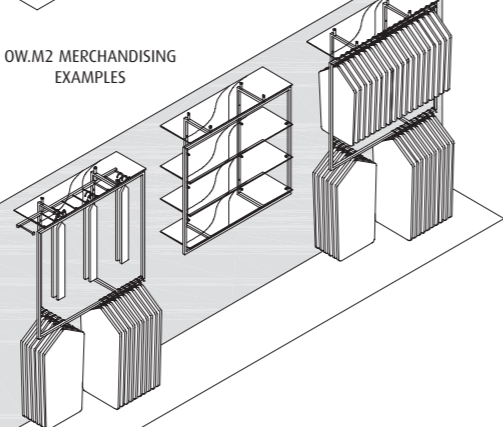
**OTS.120**  
TIMBER SHELF  
1155W x 340L x 26D  
including supports



OMNI PERIMETER RANGE



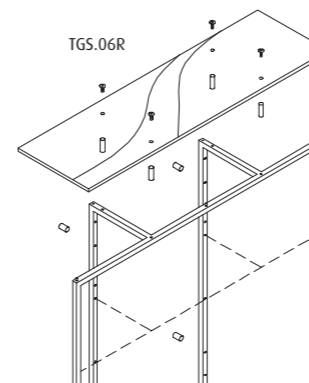
OW.S2 MERCHANDISING EXAMPLES



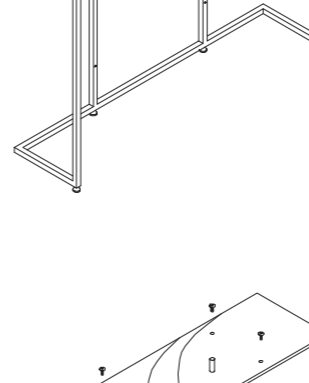
OW.M2 MERCHANDISING EXAMPLES

# E.02 OMNI Perimeter Units

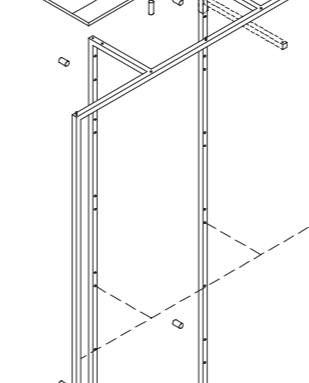
The OMNI Perimeter range is available in two standard sizes, providing the perfect adaptable solution for fashion, accessory and giftware products. Merchandise can be displayed directly from the fine steel frames or optional fittings, including glass or timber shelves, accessory prongs and intermediate display rails for front and side presentation. The larger units featured below are designed to rest on the floor and be fixed back to the wall using simple fixings and can be combined with the rest of the OMNI range to create a consistent look and feel throughout your retail space. Available in either brushed stainless steel or powder coated mild steel options.



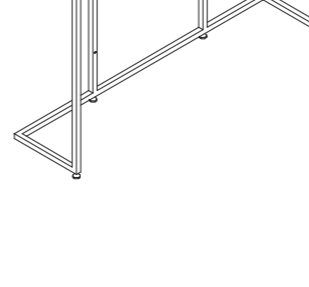
**TGS.06R**  
TOP GLASS SHELF  
1155 x 340 x 8  
including support pillars which add 70mm to overall height



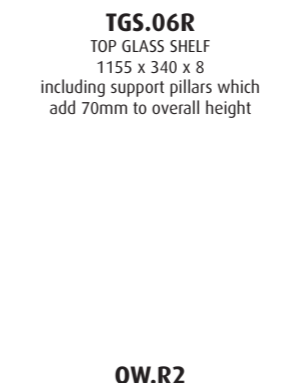
**OW.R2**  
OMNI REGULAR FRAME  
1480H x 1200W x 300D  
frames are 20 x 20 square tube and supplied with wall fixing spacers.




**TGS.06R**  
TOP GLASS SHELF  
1155 x 340 x 8  
including support pillars which add 70mm to overall height




**ODR.120**  
OPTIONAL DISPLAY RAIL



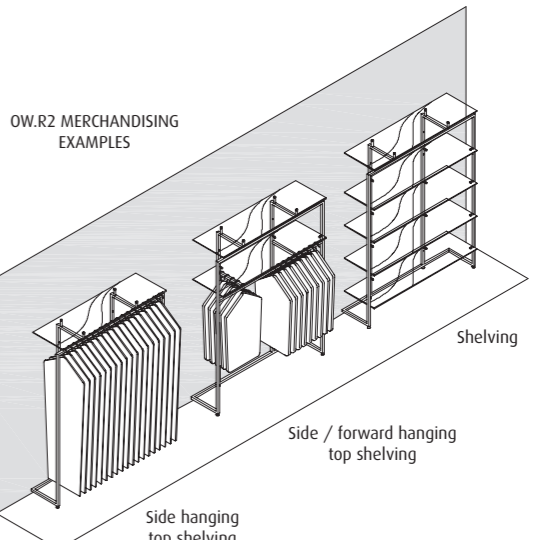
**OW.H2**  
OMNI LARGE FRAME  
2120H x 1200W x 300D  
frames are 20 x 20 square tube and supplied with wall fixing spacers.



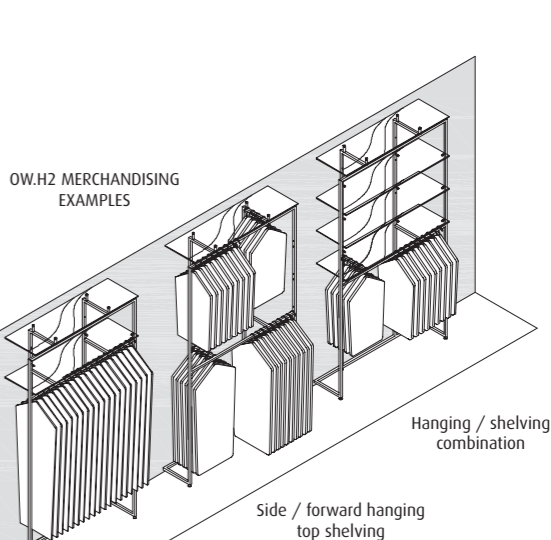
**ODR.120**  
INTERMEDIATE DISPLAY RAIL  
1160L x 300D



**OFA.40**  
FORWARD ARM  
LENGTH 400  
includes fixing screw



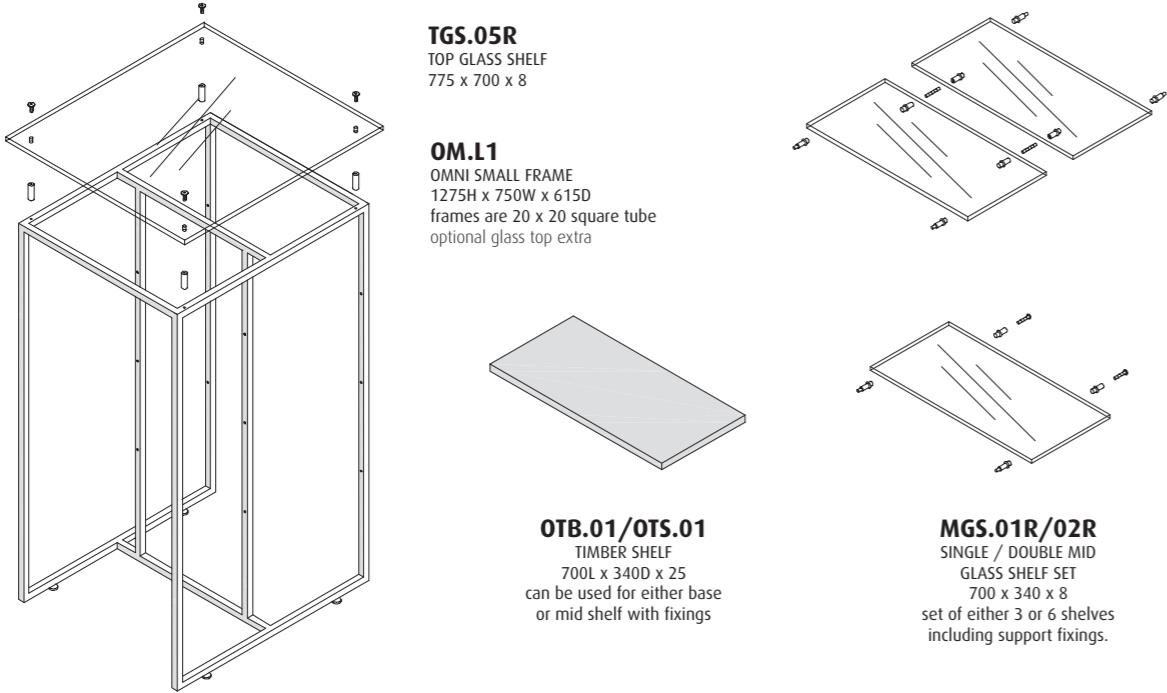
OW.R2 MERCHANDISING EXAMPLES



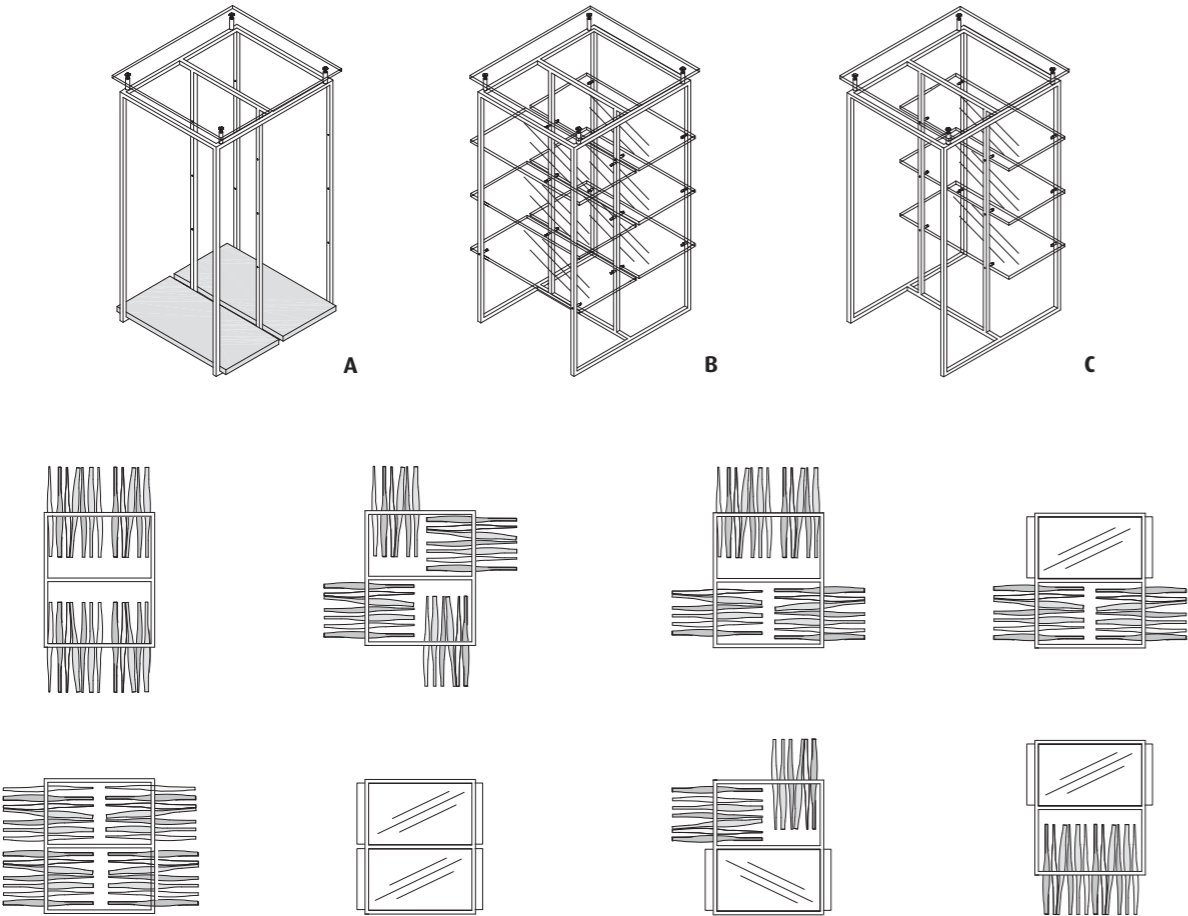
OW.H2 MERCHANDISING EXAMPLES

# E.03 OMNI Floor Units (Small)

OMNI floor units are available in two sizes and provide the perfect mobile yet stable retail solution for fashion, accessory and giftware products. Cleverly engineered to allow merchandise to be displayed in a variety of ways, from direct hanging to the addition of optional glass or timber shelves, the OMNI floor units are often combined with other products from the range. For large OMNI floor units please see the following data sheet E.04. Available in either brushed stainless steel or powder coated mild steel options.

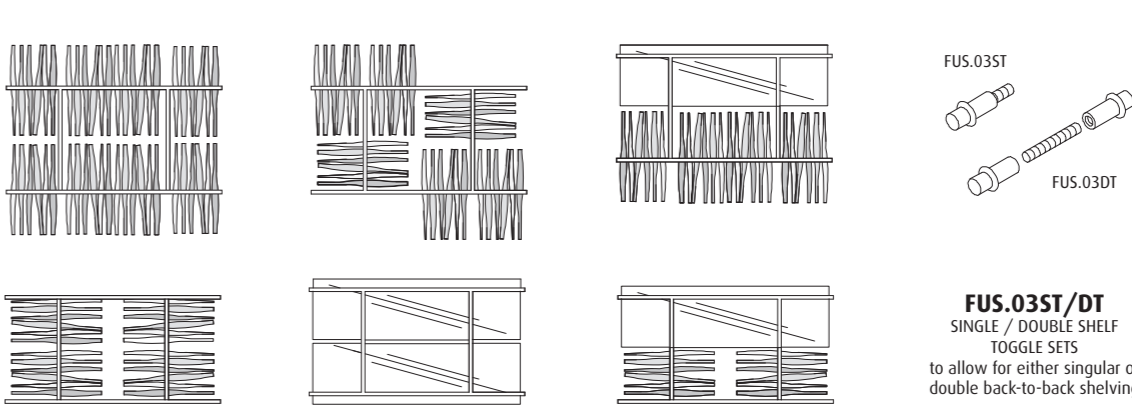
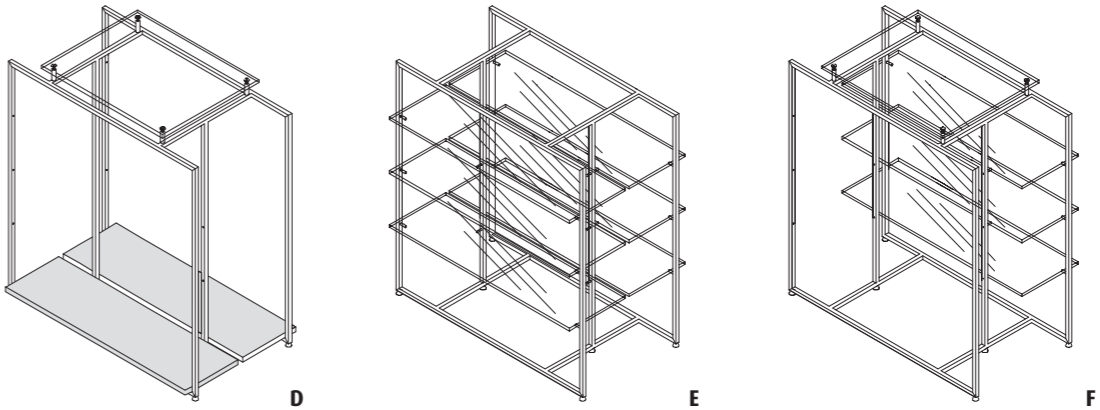
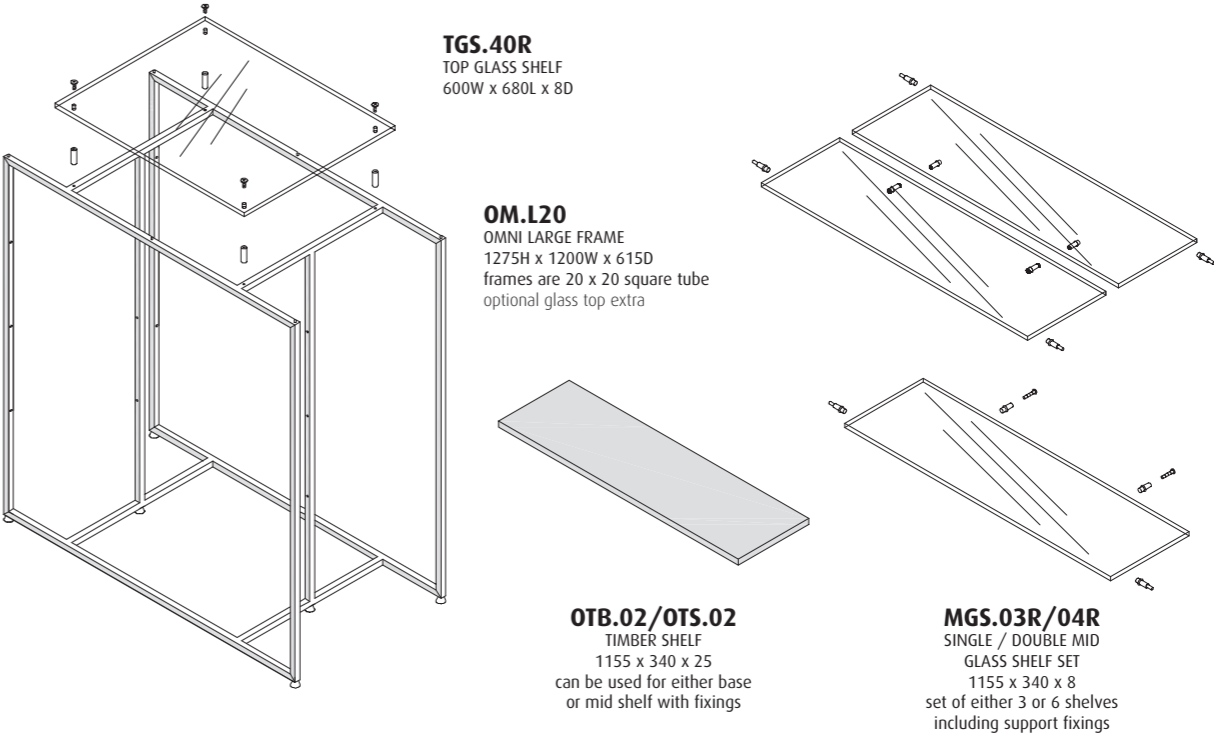


Examples of units with a range of fitting options can be seen illustrated below.



# E.04 OMNI Floor Units (Large)

OMNI floor units are available in two sizes and provide the perfect mobile yet stable retail solution for fashion, accessory and giftware products. Cleverly engineered to allow merchandise to be displayed in a variety of ways, from direct hanging to the addition of optional glass or timber shelves, the OMNI floor units are often combined with other products from the range. For small OMNI floor units please see the previous data sheet E.03. Available in either brushed stainless steel or powder coated mild steel options.



# E.05 VERSO Wall Units

VERSO units provide contemporary, innovative displays for retail or showroom interiors. Ideal for fashion and accesories, these flexible units offer side or front hanging with optional shelving. The fine stainless steel frames are available with fittings for floor to wall, wall to ceiling and ceiling and mid floor suspended locations subject to site conditions. Wall units may be combined with our ROTOR or OMNI floor units.

## FLOOR TO WALL FRAME

**VWF.01**  
1500H x 1210W x 430D  
Includes wall and floor bosses  
Shelving optional

## GLASS SHELF

With radius corners and tailored shelf supports

**VGS.01R** 1155 x 340 x 8  
for VWF.01 and VWF.02 frames

**VGS.02R** 1155 x 340 x 8  
for VWF.03 frame

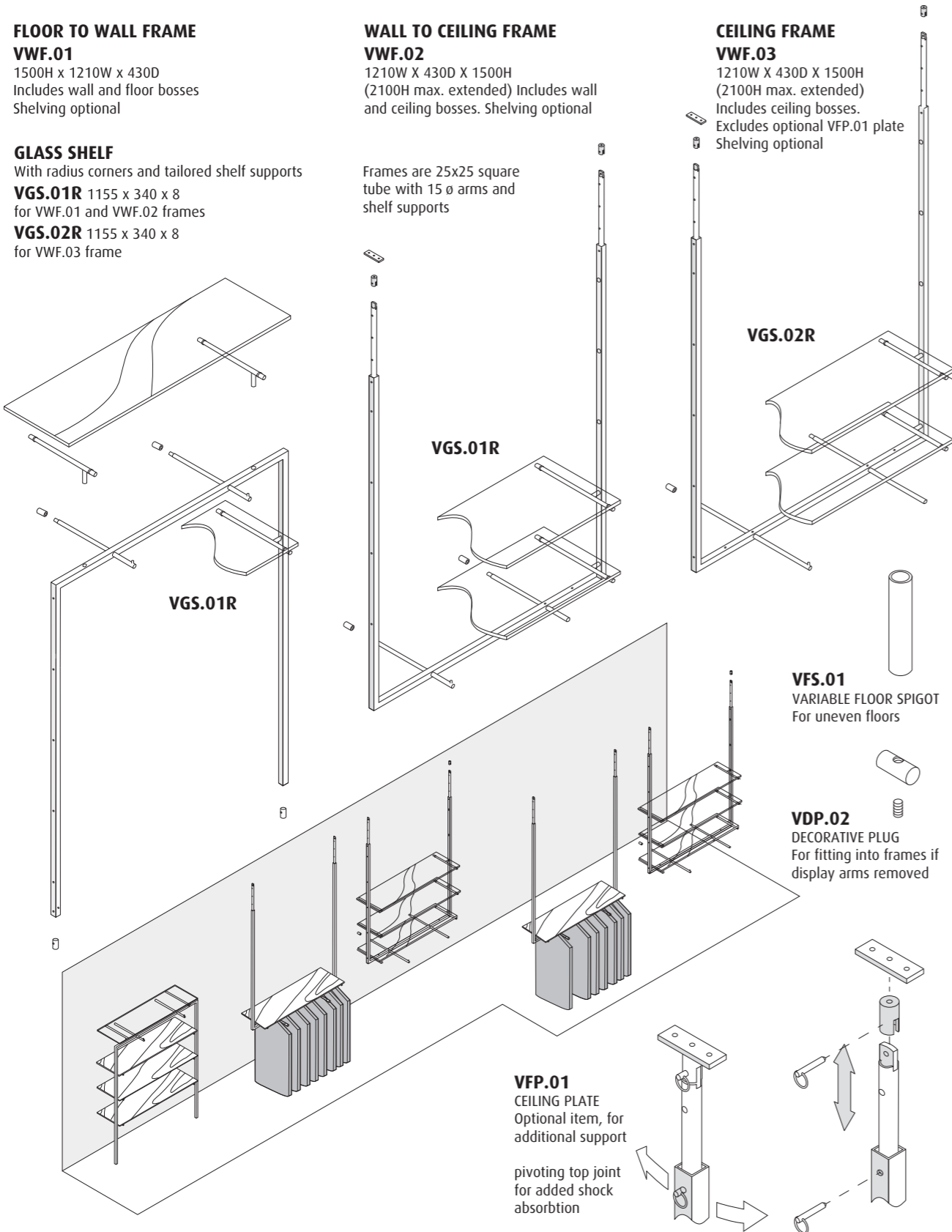
## WALL TO CEILING FRAME

**VWF.02**  
1210W X 430D X 1500H  
(2100H max. extended) Includes wall  
and ceiling bosses. Shelving optional

Frames are 25x25 square  
tube with 15 ø arms and  
shelf supports

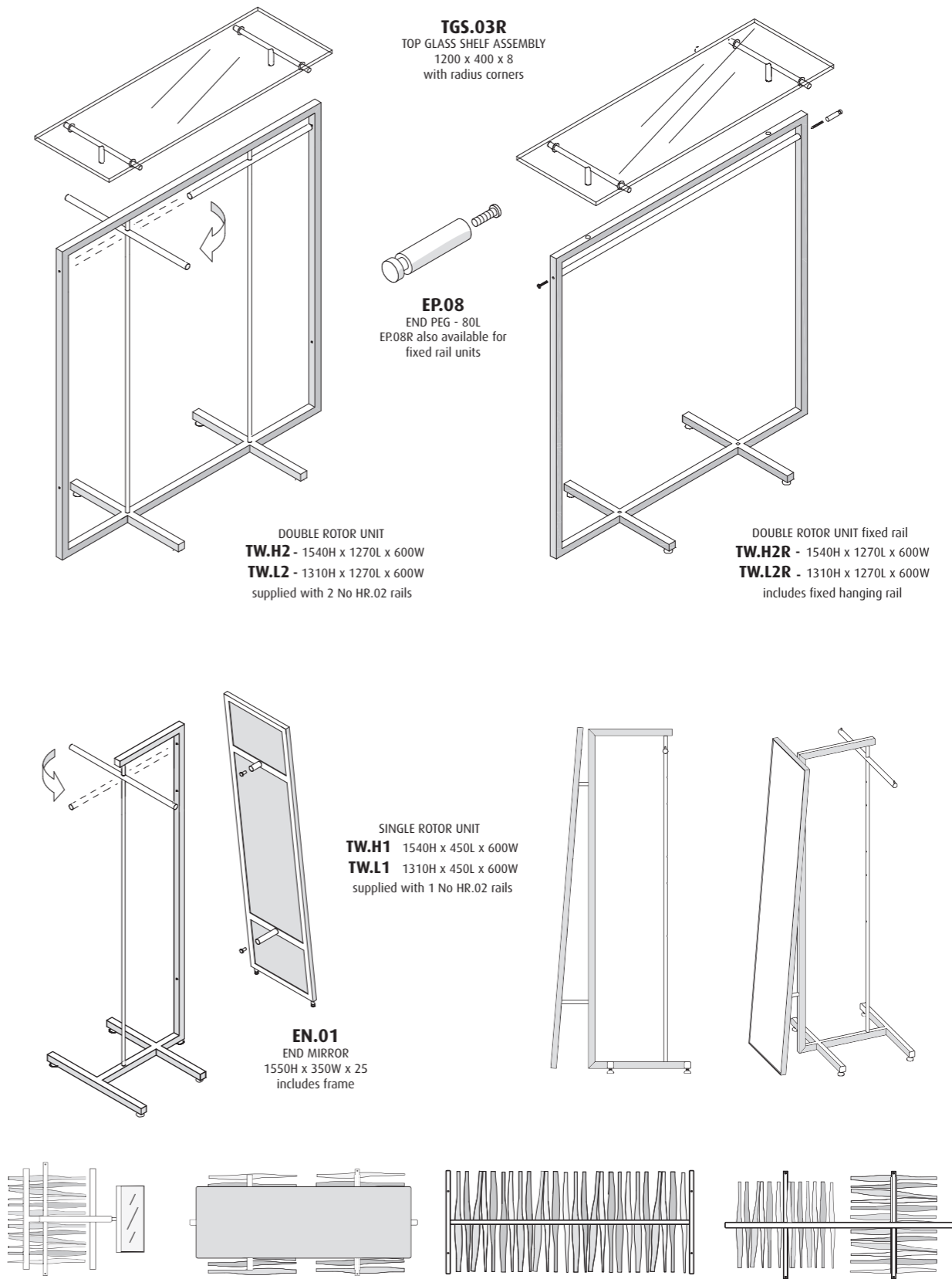
## CEILING FRAME

**VWF.03**  
1210W X 430D X 1500H  
(2100H max. extended)  
Includes ceiling bosses.  
Excludes optional VFP.01 plate  
Shelving optional



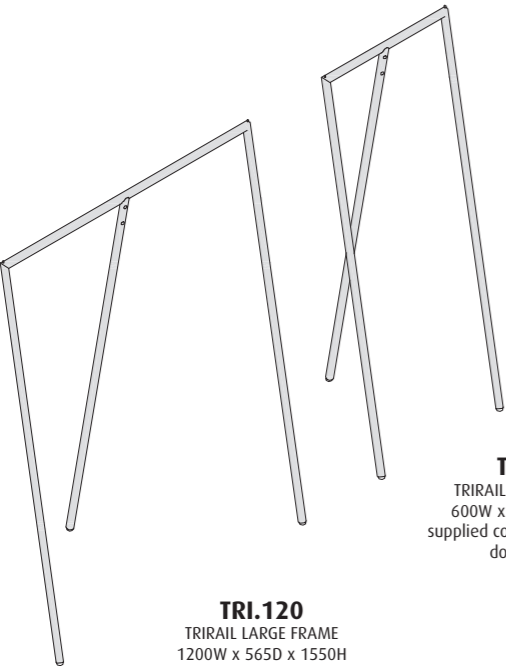
# E.06 ROTOR Floor Units

The ROTOR floor units are available as either single or double display in two separate heights. Comprised of powder coated frames with adjustable feet and unique rotating hanging rails with a simple lift-twist-lock movement, rotor frames are perfect for dual side or forward hanging. Standard accessories and shelving are offered, plus a fixed rail option. Peerless-Assigns have adjusted this product to suit numerous different store or project needs and are more than happy to discuss your requirements.



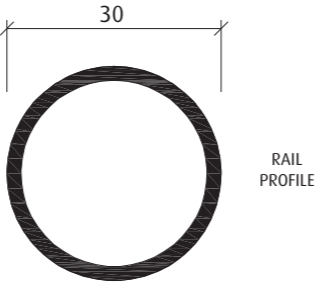
# E.07 TRIRAIL and H-FRAME

TRIRAIL display stands provide a simple, distinctive way to display mid-floor side hanging fashion items. Available in two effective sizes, small and large, 600mm and 1200mm widths, these modern furnishings complement any retail fashion or showroom areas.



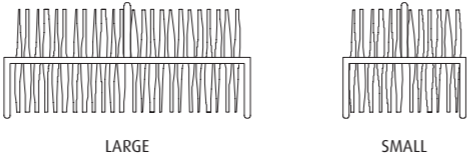
**TRI.120**  
TRIRAIL LARGE FRAME  
1200W x 565D x 1550H  
supplied complete with 3 No domed feet

**TRI.60**  
TRIRAIL SMALL FRAME  
600W x 565D x 1550H  
supplied complete with 3 No domed feet

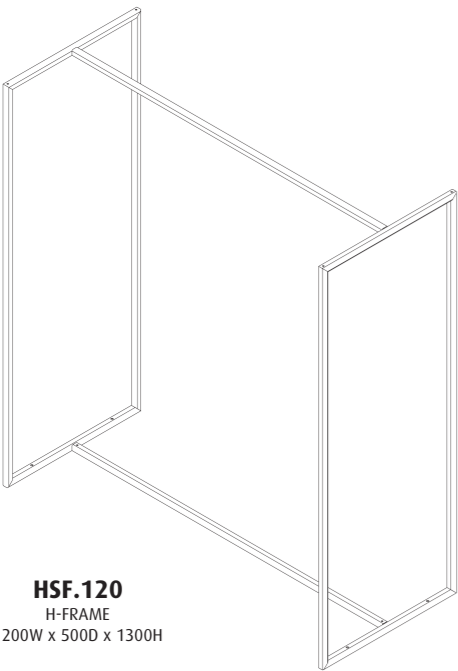


Standing on three legs, these self-levelling rails are formed from 30mm tube, with a detachable central leg, to allow for units to be packaged flat for storage and transportation.

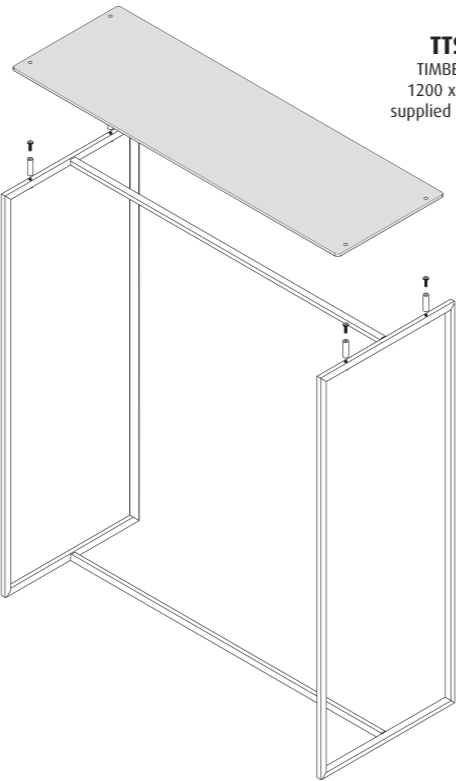
An aerial view of both the small and large fully merchandised TRIRAIL unit can be seen below.



H-FRAME is a simple floor standing display rail unit that compliments several of our product ranges including OMNI, VERSO and ROTOR. Its robust welded steel box section frame provides sturdy support for even the weightiest garments. Supplied in mild steel and powder coated as standard, H-FRAME can also be manufactured in stainless steel.



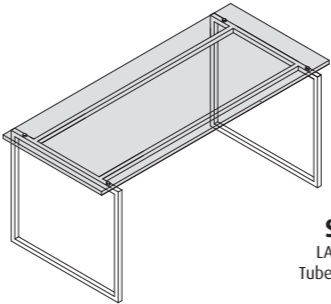
**HSF.120**  
H-FRAME  
1200W x 500D x 1300H



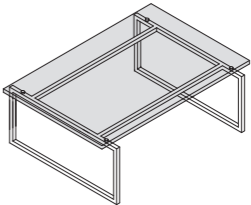
**TTS.01**  
TIMBER SHELF  
1200 x 400 x 25  
supplied with fixings

# E.08 Display Tables

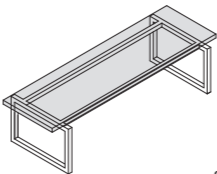
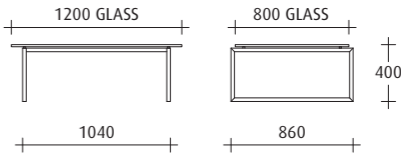
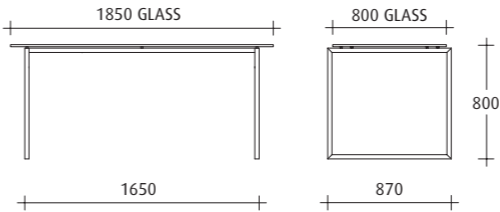
The Peerless-Assigns selection of display tables are ideal for any merchandising or presentation needs. This collection of four contemporary rectangular tables may be used singly or in various combinations to create tiered arrangements. Units are comprised of high quality powder coated metal frames with toughened glass tops all with radius corners.



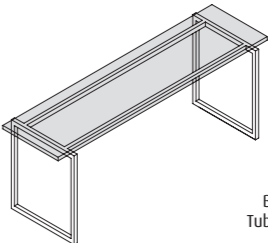
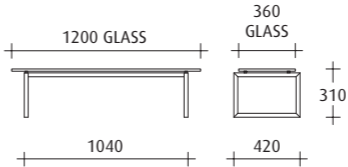
**SRT.01**  
LARGE TABLE  
Tube size 30 x 30



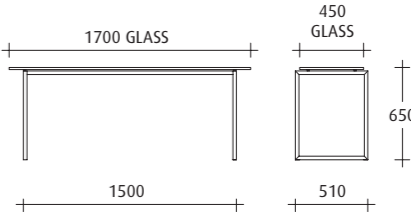
**SRT.02**  
MEDIUM TABLE  
Tube size 25 x 25



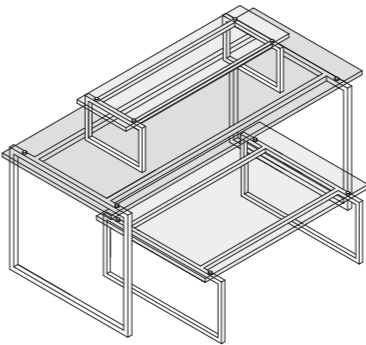
**SRT.03**  
SMALL TABLE  
Tube size 25 x 25



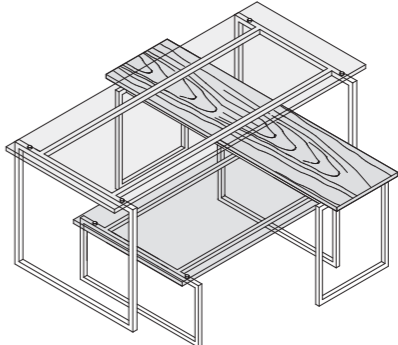
**SRT.04**  
BENCH TABLE  
Tube size 25 x 25



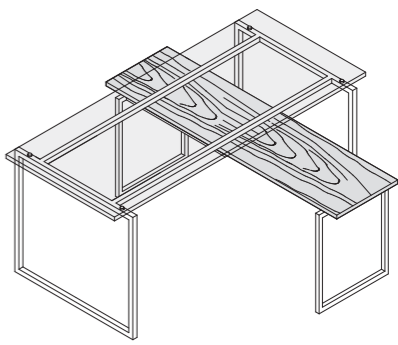
Just some of the many examples of table configuration ideas can be seen illustrated below.  
Custom sizes are available to order upon request.



**A**  
SRT.01  
SRT.02  
SRT.03



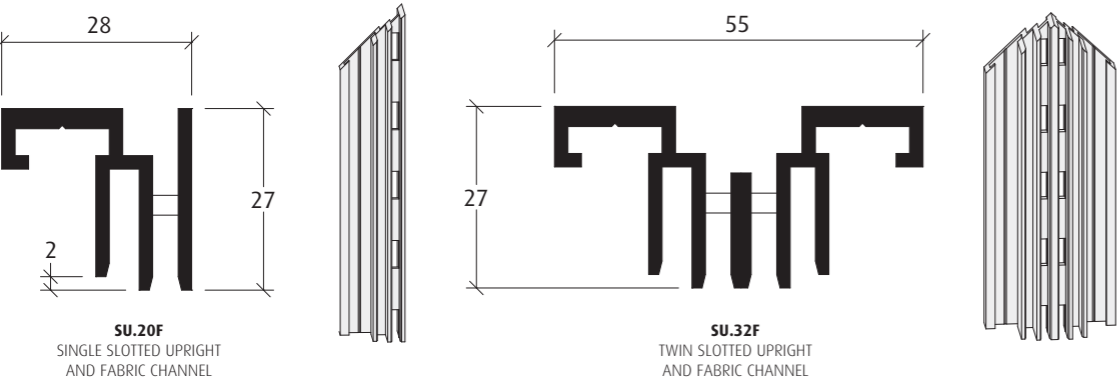
**B**  
SRT.01  
SRT.02  
SRT.04  
(plus optional timber top)



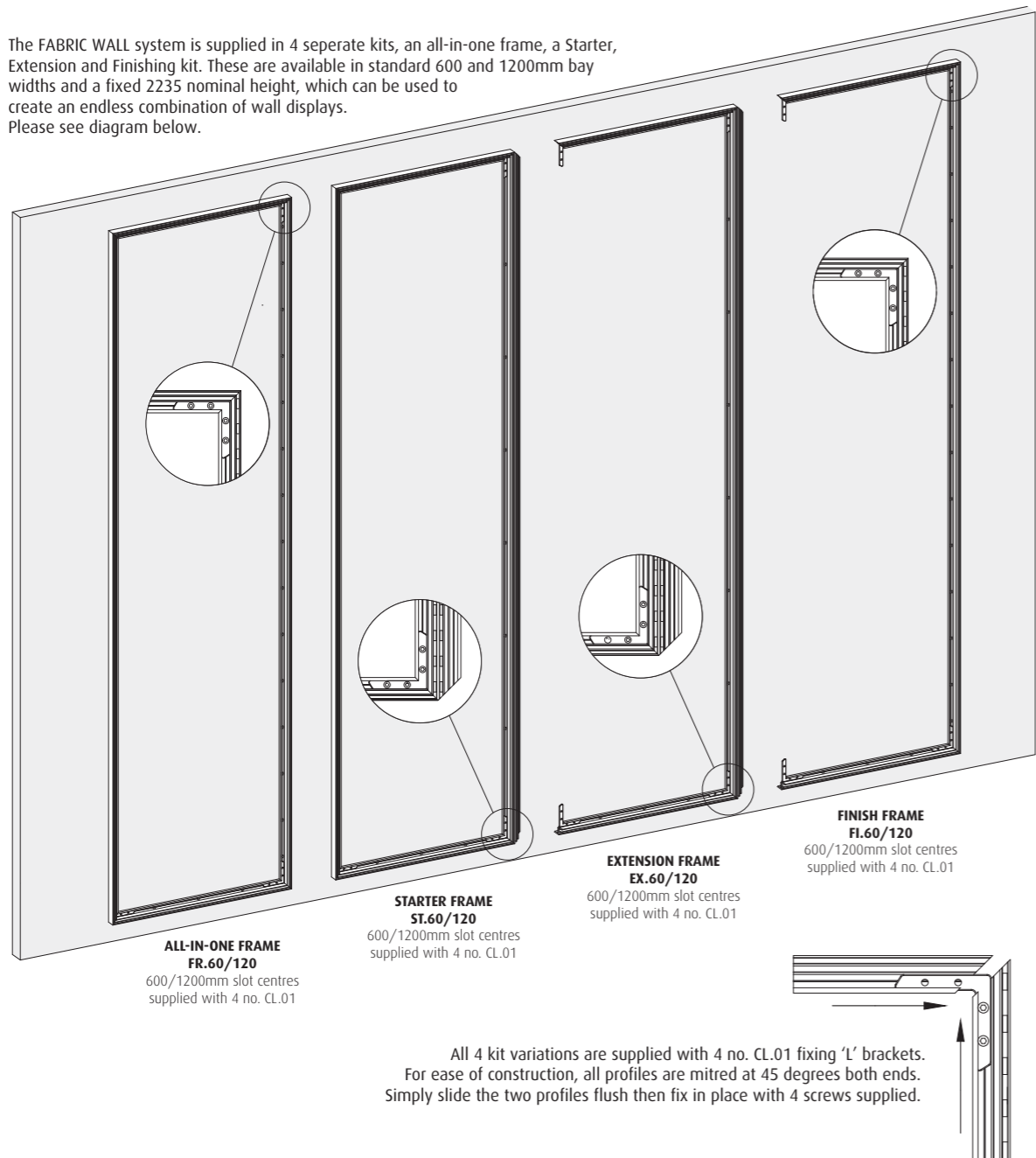
**C**  
SRT.01  
SRT.04  
(plus optional timber top)

# F.01 Fabric Wall System

With a design based on our long established Peerless-Assigns slotted upright merchandising system, FABRIC WALL is designed to offer aesthetic versatility in store, allowing the user to change the look and feel of their retail space quickly, cheaply and easily, using printed fabric graphics which are suspended within the frames. Available as a standard kit at 600mm and 1200mm slot centres the FABRIC WALL system thrives in a range of environments from department stores to boutique high street shops. Eliminating the need for traditional MDF back panels, this system is surface mounted (providing use of suitable wall fixings) and is easily installed.



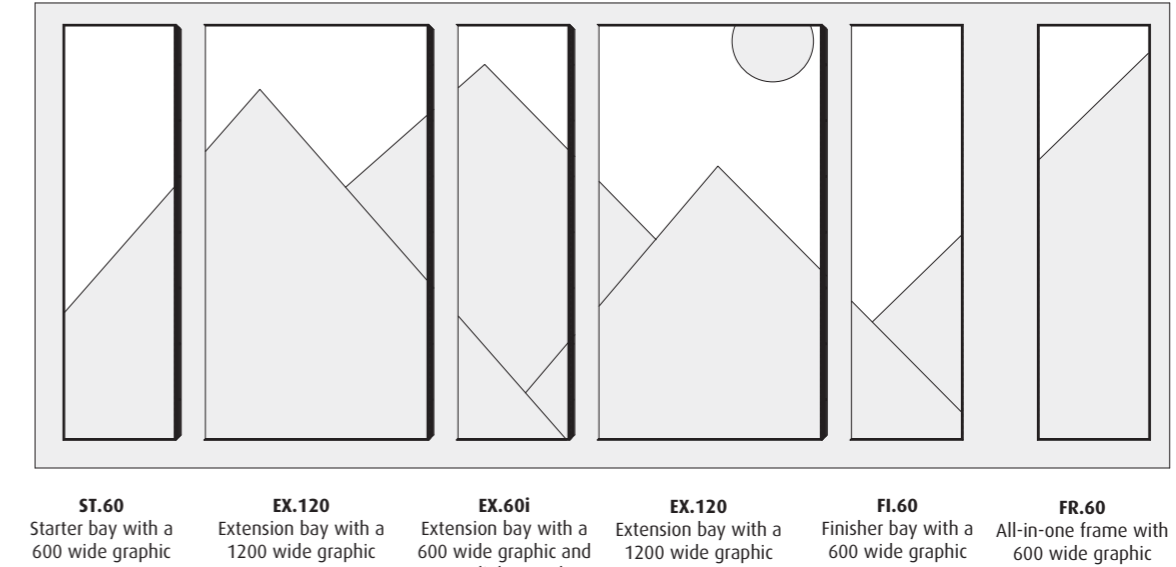
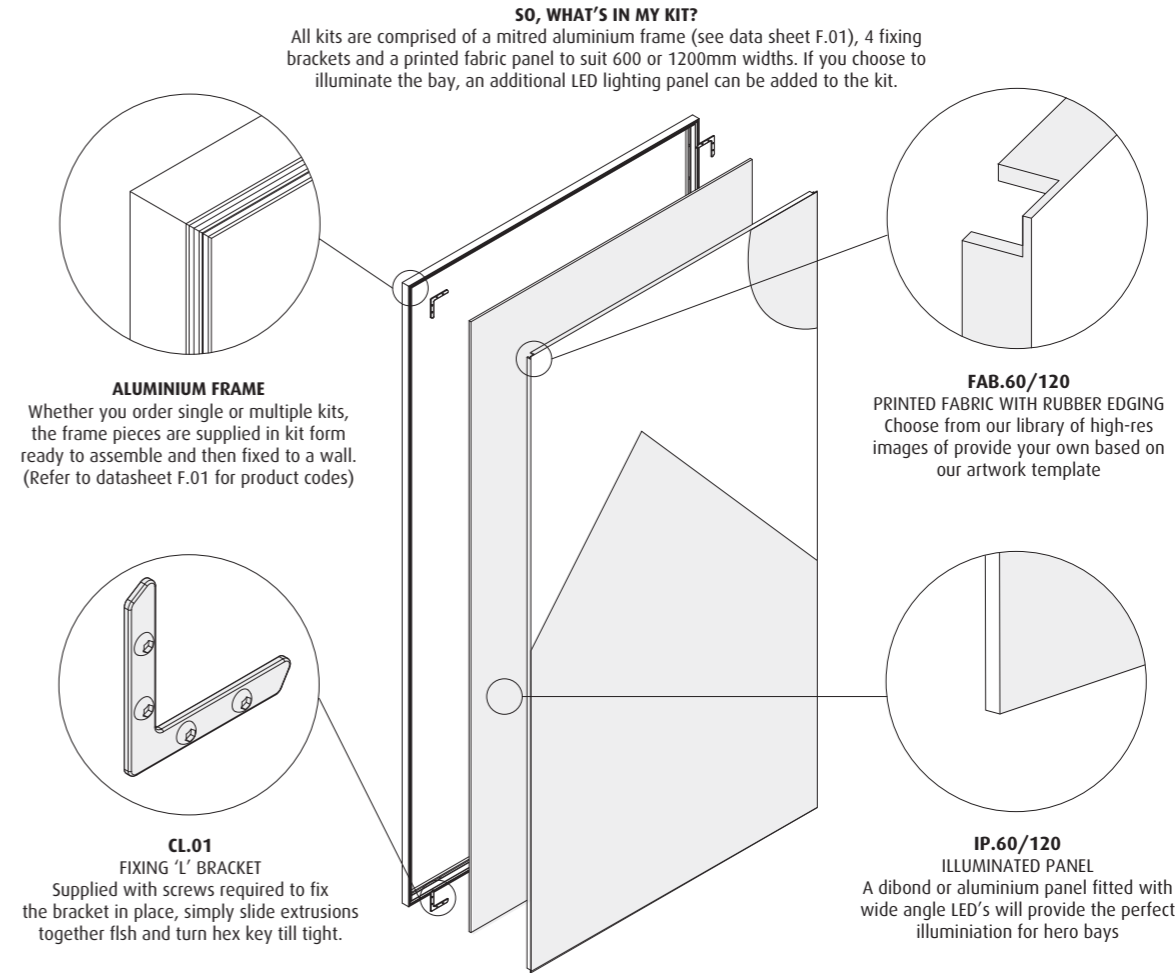
The FABRIC WALL system is supplied in 4 separate kits, an all-in-one frame, a Starter, Extension and Finishing kit. These are available in standard 600 and 1200mm bay widths and a fixed 2235 nominal height, which can be used to create an endless combination of wall displays. Please see diagram below.



All 4 kit variations are supplied with 4 no. CL.01 fixing 'L' brackets. For ease of construction, all profiles are mitred at 45 degrees both ends. Simply slide the two profiles flush then fix in place with 4 screws supplied.

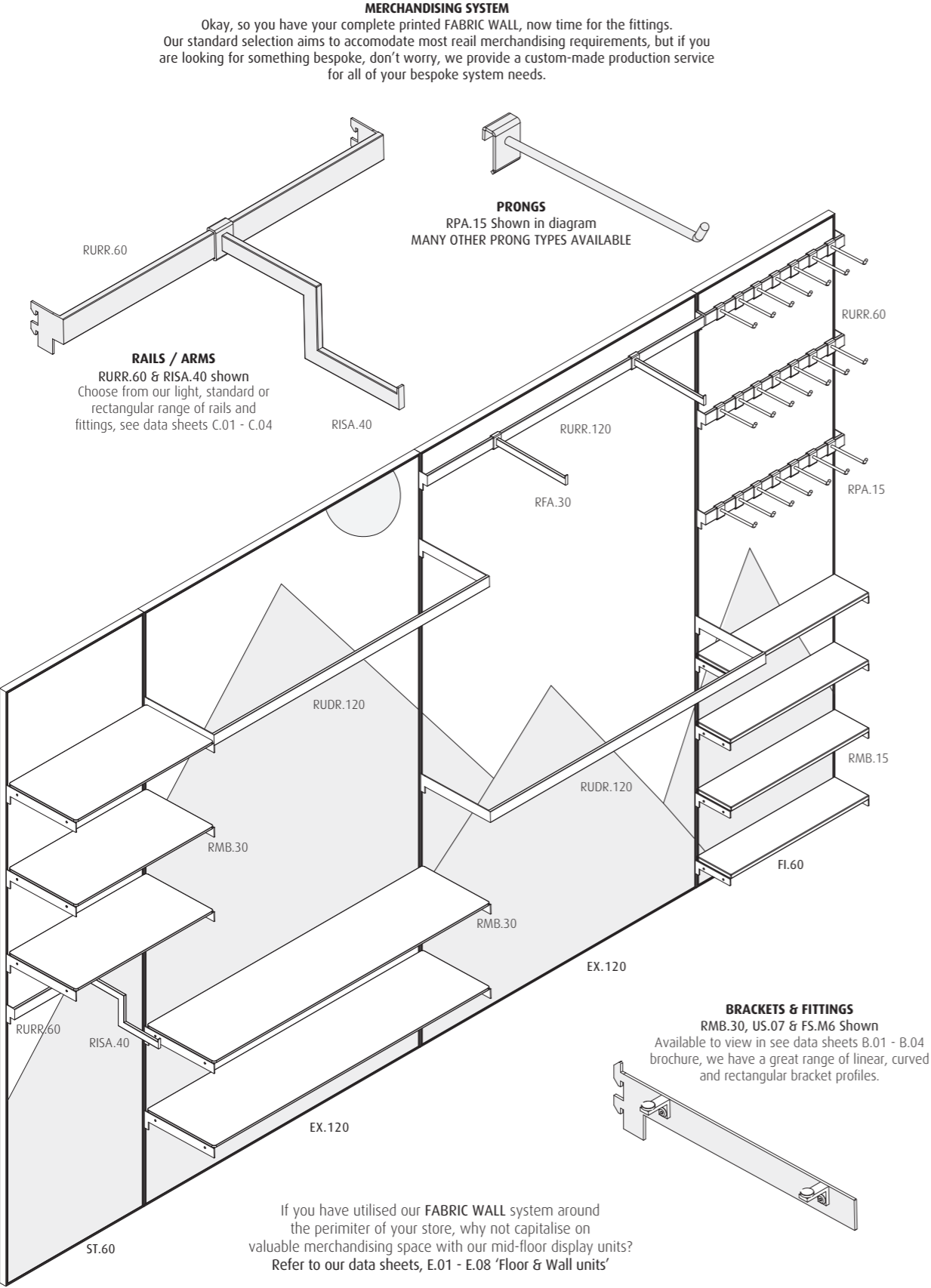
# F.02 Fabric Wall System

Unlike conventional vertical merchandising systems, the FABRIC WALL system is not constrained to the properties of traditional wooden back-panels. Printed fabric panels offer retailers the freedom of choice, but perhaps more importantly the ability to tailor displays, be that to changes in season or desired shop aesthetic. The days of generic store rollout are gone, the FABRIC WALL system offers retailers the freedom of expression; shop displays can now be modified to suit audiences they serve.



# F.03 Fabric Wall System

All of the Peerless-Assigns slotted upright profiles feature the same Peerless-Assigns slot pitch to ensure consistency throughout. All Peerless-Assigns components designed for use in a vertical system, from rails to brackets, are suitable for use on the FABRIC WALL system. This system offers retailers the flexibility of changing back panels and the modularity of a slotted upright system.



# Data Sheet Specification

A few key steps to making the most of our product data sheets.

### 1 – MEASURE THE ENVIRONMENT

The first step is to measure the area you envisage your new retail merchandising systems to be positioned in. It is key that you not only measure the floor space available but also the height of the environment. Every store is unique so be sure to pay particular attention to features that are often overlooked like alcoves, radiators and power sockets. Our data sheets are also readily available online to allow you to download and print them off for cross referencing any product measurements and making notes.

### 2 – DECIDE ON YOUR NEEDS

Give consideration to factors that may affect your requirements. For instance, will the final units be powder coated or require a more traditional metal finish like polished chrome? Would glass or wooden shelves suit the environment better? How many of each part will you require? Are your products heavy or oversized, perhaps requiring some additional shelf brackets or a specialist bespoke part? Answering these common questions will ensure we can give you the best advice possible.

### 3 – PLAN AND ORDER

We have a wealth of experience and knowledge just a phone call away, and understand that sometimes it isn't just as simple as ordering from a catalogue. There are lots of considerations which is exactly why our expert team are here to help configure your retail merchandising system, answer queries and assemble a no obligation quotation, giving you the utmost confidence when you are ready to place your order.

### 4 – DELIVERY & LEAD TIMES

Most of our products are designed and manufactured within the UK, and our extensive warehousing allows us to hold stock of much of our product range. Other parts are made to order or need some element of assembly, so lead times can vary. However, as we manufacture in the UK, our lead times are generally short and we are used to working to tight deadlines. In any case, a member of our team will advise you of lead times so that you can plan for the arrival of the goods and ensure your tradesmen/shopfitters are on site to receive the goods and begin their smooth and trouble-free installation.

Many of our products can be shipped from stock on a next-day courier service, other larger products or bulk orders can be palletised, but we can also arrange specialist transport, timed deliveries, vehicles with tail lifts, etc. Whatever you need, we can help.

### 5 – INSTALLATION

Although Peerless-Assigns does not provide an installation service, we can supply installation guides and setting out drawings. We are always happy to liaise directly with your shopfitters in order to ensure our goods are installed correctly and, where possible, we can even deliver units pre-assembled and ready to install if required.

If you have any questions or would like further information please contact **01462 672 000** or **sales@peerlessassigns.com**

