

Stannah Stairiser

Simple, easy to use and install:
inclined stair platform lifts for
accessibility in public buildings



Stannah



"Throughout our collaboration with Stannah we were impressed with their professionalism and ability to identify a workable solution.

Overall, the lift was easy to install without any structural work, whilst the design looks perfectly in keeping."

**Project Manager at
Wates Facilities
Management**

Efficient and safe accessibility combined

If you're seeking an ideal access solution for stairs that are too long for a ramp, step lift, or longer flights of stairs in a building that can't accommodate a vertical lift, our range of Stairiser inclined platform lifts is the perfect fit. These lifts are designed to carry one person safely over stairs, seated in a wheelchair, or on the seat provided on the lift.

CONTENTS

Range overview	4
Technical specifications	6
Product features	8
Order & installation process	11

Key benefits

- Provides independent and safe access to a wheelchair user within any commercial building
- One of the most versatile inclined stair platform lifts on the market, ideal for providing access in heritage buildings, schools and restaurants
- Choice of models for tight turns and long travels
- Suitable for curved and straight staircases, even with intermediate landings
- Quiet and reliable performance with simple to use and easy to operate controls for either the wheelchair user moving on the platform or an attendant/carer who moves up and down the stairs behind the lift platform
- Full safety features to protect the user
- Suitable for indoor or outdoor with a range of finishes and options available
- Minimal structural modifications required with easy and fast installation - starting from one-day depending on site conditions and lift travel
- The unit folds flat against the rail when not in use, leaving unobstructive access to the staircase



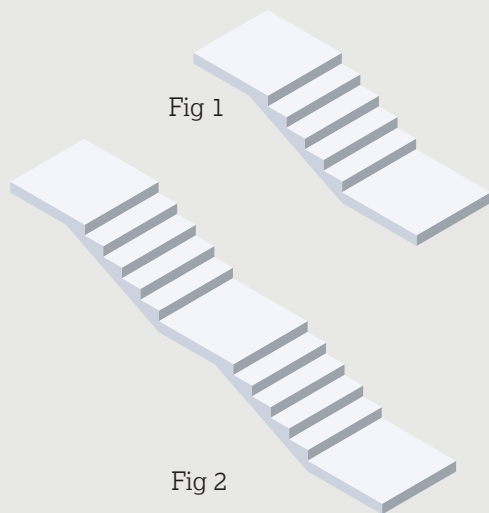
Range overview

With a comprehensive range of standard platform sizes, finishes and options – as well as indoor and outdoor models - the Stairiser range has the versatility to suit all kinds of staircases.



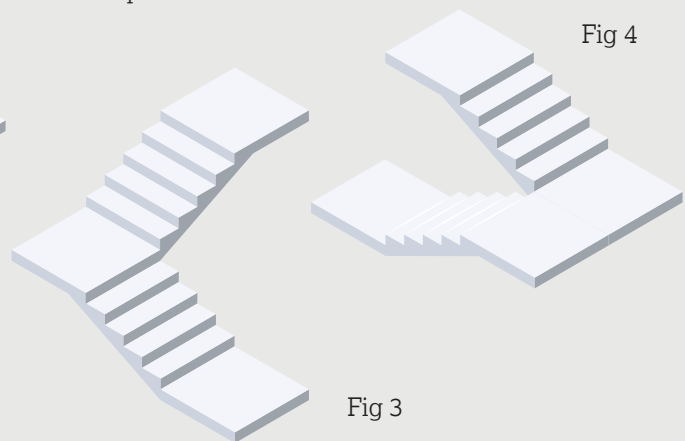
Stairiser SR

The Stairiser SR is designed to run on a straight rail over a single straight flight of stairs without a middle landing (Fig 1).



Stairiser CR2

The Stairiser CR2 is designed for light-use commercial applications on a curved rail, making it suitable for a run of stairs with turns, middle landings, multiple bends or a spiral configuration (Fig 2-4). The unit folds flat against the rail when not in use, leaving unobstructed access to the staircase. The Stairiser CR2 can operate up to 180 metres.



If your staircase is too narrow, has tight turns or you require regular and frequent use of a platform stairlift throughout the day then speak to us about our Stairiser CR option.


Notes: Inclined platform lifts are intended for use by disabled persons in wheelchairs and should not be considered for mobility scooter use. Lifting platforms are generally considered unsuitable for the use of mobility scooters.



"In keeping with English Heritage guidelines, our conservation architect, curator and the Howard family insisted that no further drill holes were made into the historic and protected Grand Staircase.

Stannah was very open to this and installed the lift stanchions to the fixing points of its predecessor. Stannah also closely matched the lift colour with the natural stone walls."

**Head of Commercial
Operations at Castle Howard**



Technical specifications

The Stairiser SR and CR2 are available in 5 standard sizes (shown below), with other sizes available on request.

Platform dimensions †	
Width (mm)	Depth (mm)
700	750
750	850
800	900
800	1000
800	1250 [#]

Sample drawings and datasheets giving further technical information are available – simply download them from our website:
www.stannahlifts.co.uk

Lift configuration

- Platform folds neatly away when not in use
- Can be adjusted for right or left-hand fixing, fastened directly to the wall or supported by stanchion posts, or a combination of both
- End or side access to the platform available

Power operation

- Drive motor is powered by onboard batteries charged by a charger at each landing stop via charging contacts
- Fully automatic operation, with electronically controlled folding platform and barrier arms
- Soft start and stop for maximum comfort

Notes:

† BS EN 81-40 recommended minimum platform sizes are: 700(w) × 900(d) for class A manual wheelchair and 750(w) × 1000(d) for class B motorised wheelchair.

[#] Part M (England and Wales) compliant.

Note this product is not suitable for mobility scooter use.

Safety features

- Runs on continuously charged batteries so the platform will continue to operate in the event of a power failure (until the battery charge is depleted)
- Safety barrier arms surround and protect the user, locking down before the platform moves
- Platform automatically stops if its surfaces detect obstructions – safety barrier arms and platform can be operated manually in an emergency
- At the landings only one edge lowers so users can get on or off safely with others remaining up
- Non-slip platform floor
- Weight overload shutdown

Stairiser helps to meet the requirements of:

- The Equality Act
- BS EN 81-40 Safety rules for the construction and installation of lifts
- Part M of the Building Regulations (England and Wales), which covers the requirements that many new buildings must meet to ensure ease of access and use
- BS8300:2018 (Part 1&2) Code of practice covering the design of an accessible and inclusive internal and external built environment
- All our Stairisers are CE marked and comply with the latest Supply of Machinery (Safety) Regulations 2008 (S.I. 2008/1597)

Technical specifications

	Stairiser SR	Stairiser CR2
Application	Straight staircase	Staircase with turns
Standard load	250kg wheelchair and occupant	
Platform depth when folded	300mm (wall mounted) 382mm (stanchion mounted)	372mm (wall mounted) 452mm (stanchion mounted)
Minimum stair width	895mm - 1045mm (wall mounted)	979mm - 1279mm (wall mounted) 1044mm - 1344 mm (stanchion mounted)
Headroom	Dependent on angle and platform length	
Speed of travel	0.1 m/s	0.06 - 0.1 m/s
Drive system	Battery powered positive rack and pinion drive	
Power supply	230v single phase / 50-60Hz	
Drive power	0.5kW	
Noise level	< 60dB	
Platform inclination	15° - 45° 0° - 14° (optional) 46° - 52° (optional)	0° - 47°
Platform colour	Powder coated RAL 7035 [†] (light grey) or RAL 9007 [†] (aluminium grey metallic)*	
Rail colour	Aluminium or powder coated RAL 9007 [†] (grey aluminium metallic)*	
Options	<ul style="list-style-type: none"> ● Fold down seat ● Cordless remote control can be held by the user during travel or used by an attendant ● Joystick control to operate the platform while on the stairlift ● 300kg load option ● Special platform dimensions available ● Fully weather-resistant option with galvanised components and moisture-resistant electrics, ideal for outdoor application** ● Backing panels (glass or stainless steel) ● Flashing light under platform during travel 	
Installation	Typically between 2-5 days	
Warranty	Every model has a 12 month warranty, including 2 service visits per year and 24/7 emergency support for added peace of mind	

Notes:

Light Reflectance Values (LRV) - Powder coated RAL 9007 / LRV 28,94 and Powder coated RAL 7035 / LRV 58,34

* Optional colours are available.

** For outdoor products we protect the electrics, zinc coat the metal parts, provide parts in stainless steel or aluminium and a cover to protect the platform when not in use. Not suitable for coastal applications.

Product features



Platform equipped with an extendable handset on a spiral cable with directional up and down, emergency stop and audible alarm buttons to allow for ergonomic seated position operation of the lift



Alternatively, joystick controls can be mounted on the top of the platform side wall



Wall mounted call stations with key switch isolation at each landing station to call and send, as well as open and close the platform



Entry and exit is simple and safe with the fold flat ramps



Glass or stainless steel backing panels available depending on site and mounting configuration. Designed to reduce potential trapping hazards



Optional fold-down seat allows people with restricted mobility to use the platform too, not just wheelchair users



Platform can be coated in any RAL colour



Folds away to allow people to safely access the stairs

The nation's lift specialist – for more than 150 years

Stannah has been installing and servicing lifts across Great Britain since 1867. That heritage brings some important benefits.

Naturally, we want you to get the perfect lift experience. But we understand that goes beyond just delivering a product. It also means being there when it matters most.

You'll enjoy a tailored service, including on-site planning, a dedicated project engineer and technical and maintenance support post installation.

In fact, we make the same four commitments to every customer:

- ✓ A company you can rely on
- ✓ Costs that make sense
- ✓ Superior service and ongoing care
- ✓ Quality guaranteed


Always true to our word



Six steps to your ideal lift



You make contact

Email or phone to get started on your Stannah journey, sending any photos, project details, building drawings or required specification you may have.



We'll provide a free no-obligation quote

Based on your information we can either supply a free no-obligation quote or if needed we'll get in touch to visit your home or commercial location to discuss your options.



Confirm your interest

Once you've decided to proceed, and you're happy with the quote, just give us a quick call and we'll begin finalising contracts and getting to work on your builder's work drawings and requirements to enable you to get the site ready for lift installation.



Getting site ready

Working to product delivery timescales and any project deadlines, as the project progresses your dedicated project engineer will visit. They'll run through the lift specification with you and complete any dimensional checks we need before installation.



Installation begins

Two of our NVQ-qualified installers will fit your lift quickly and safely, working to the highest standards. Once completed we'll provide the required paperwork and instructions for safe use.



Ongoing support from a leading service company

All our products come with the added reassurance of ongoing servicing through one of our 11 service branches. Our branch network takes care of all makes and models of lifts and our exemplary service levels, breadth of coverage, and 100,000-strong service portfolio set us apart from the competition.



A family business
since 1867

Meet the



**Stairlifts &
homelifts**



**Platform
lifts**



**Passenger
lifts**



**Goods &
service lifts**



**Escalators &
moving walkways**



**Refurbishment,
service & repair**

Stannah Lifts

Stannah Lifts

Watt Close, East Portway, Andover SP10 3SD

contact@stannah.co.uk

Telephone: 01264 339090

www.stannahlifts.co.uk

Stannah