



Architectural Ironmongery Ltd

ACCESS CONTROL

How to use this Catalogue

- This Catalogue has been designed to be easy to use and provide you with detailed information on each of the products featured.
- Each page contains full colour photographs, technical details, product information and order codes to make product selection easy.

Product Group

Product Name & Reference

Order Codes

Padlocks & Bars

Mortice Locks & Latches Deadlocks

Full Product Information



Mechanism : Hardened
Body Finish : Hardened
Shackle Finish : Hardened
Packed Quantity : 6

FEATURES

- Adapts to most requirements specialist tools available
- Through hardened steel resists all attacks
- Ball bearing lock designed to keep

Briton Briton 5410 DIN Euro Deadcase

Mechanism : Euro profile cylinder
Case Size : 165 x 93 x 15mm
Backset : 60mm
Case Finish : Silver
Forend Finish : SS or PB
Packed Quantity : 1 per box

FEATURES

- Single piece rounded forend in grade 316 stainless steel with satin finish simplifies preparation of doors.
- Choice of round or square forend.
- 5 year warranty.

OPERATION

- The deadbolt can be thrown and withdrawn from one or both sides as required depending on the cylinder selected.
- 20mm double throw bolt from 2 turns of the cylinder offers high levels of physical security.



L13622

Case Width	93
Backset	60
Case Height	165
Forend Length	235
Forend Width	20

PRODUCT CODES

L13622 - 60mm SS Radius Boxed
L13623 - 60mm SS Square Boxed

CYLINDERS

Keyed alike and masterkeyed cylinders available ex-stock. Refer to Cylinder section for full details.

Product Codes of Associated Products

Operation & Features of Product



Era 225 & 325 Euro Deadcase

Mechanism : Euro cylinder
Case Size : 65mm & 77mm
Backset : 44mm & 56mm
Case Finish : Silver
Forend Finish : Polished brass or satin chrome
Packed Quantity : 1

FEATURES

- The Era Euro Pro-Fit offers total versatility allowing for most Euro Profile locking cylinders.
- Ideal for replacing most existing door locks with minimal change to existing fittings.
- The lock has hardened steel rollers in the bolt to resist hacksawing.

OPERATION

- Dead bolt is locked or unlocked by key outside key, or turn on inside.
- Depending on which type of cylinder used.



L12457

	65mm 77mm	
Case Depth	65	77
Backset	44	56
Case Height	86	86
Forend Length	134	134
Forend Width	25	25

PRODUCT CODES

L12457 - 65mm PB Boxed
L12458 - 65mm SC Boxed
L12459 - 77mm PB Boxed
L12460 - 77mm SC Boxed

ASSOCIATED PRODUCTS

Rebates

L12255
L12256
L12257
L12288

Full Colour Product Photo



Union 3C10 Euro Deadcase

Mechanism : Euro cylinder
Case Size : 73mm
Case Finish : Silver
Forend Finish : Satin chrome
Masterkeyed : N/A
Packed Quantity : 1

OPERATION

- Deadbolt is locked or unlocked by euro profile single cylinder, double cylinder or cylinder & turn.



L2604

Case Width	73
Backset	44
Case Height	123
Forend Length	178
Forend Width	25

PRODUCT CODES

L2604 - 73mm SC Boxed

RELATED PRODUCTS

REBATES

523 - 13mm SC
7522 - 13mm PB
515 - 19mm SC
531 - 19mm PB
517 - 25mm SC
538 - 25mm PB

CYLINDERS

Keyed alike and masterkeyed cylinders available ex-stock. Refer to Cylinder section for full details.

Product Dimensions

Section Reference & Page Number Reference

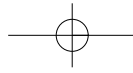
28

MORTICE LOCKS & LATCHES

272

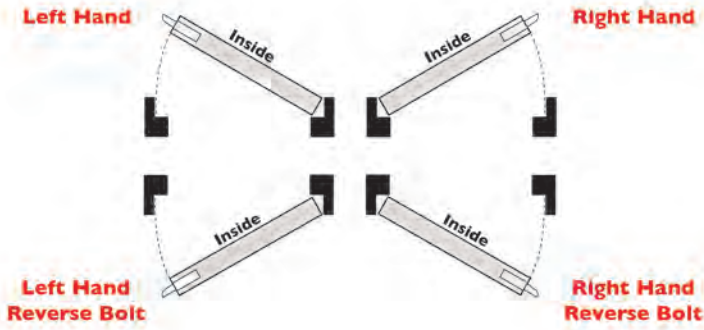
PADLOCKS & BARS

All measurements in millimetres

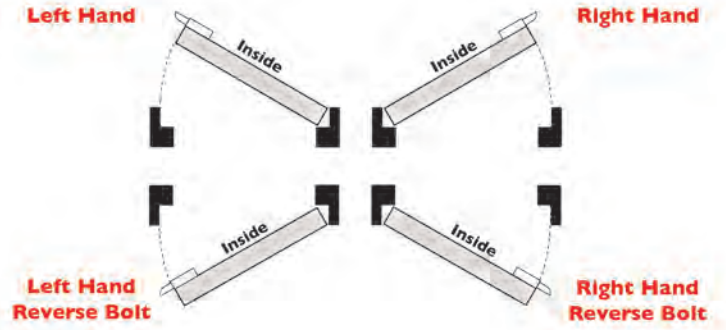


Handing Details


Mortice Locks



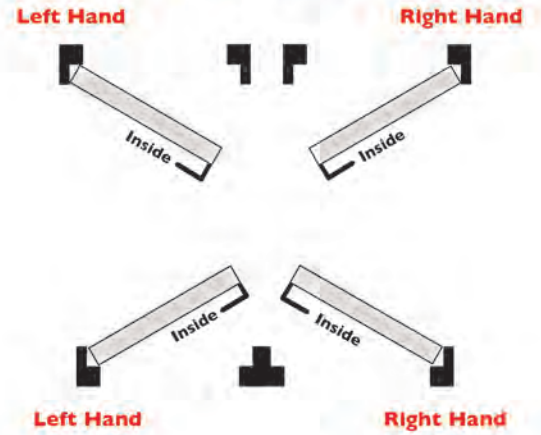
Rim Locks



Cupboard Locks



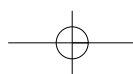
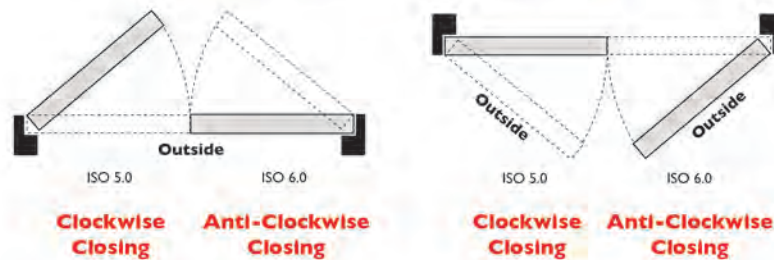
Lever Furniture

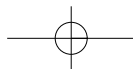


Rebated Mortice Locks



Clockwise / Anti-Clockwise Closing





Main Index



Locking Products

Page 7 - Page 411



Architectural Hardware

Page 413 - Page 654



Access Control

Page 655 - Page 904



Multi-Point Locking

Page 905 - Page 1026



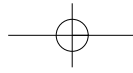
Finishes and Measurements

Finishes & Abbreviations

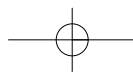
AB	Antique Brass	IB	Imitation Bronze
AG	Anodised Gold	IVO	Ivory
AS	Anodised Silver	JPD	Japanned
AL	Aluminium	BLK	Black
ANTH	Anthracite	MS	Metallic Silver
BLU	Blue	NP	Nickel Plated
BEI	Beige	PAA	Polished Anodised Aluminium
BP	Brass Plated	PB	Polished Brass
BJ	Black Japanned	PC	Polished Chrome
BLUX	Brasslux	PL	Polished & Laquered
BMA	Bronze Metal Antique	PSS	Polished Stainless Steel
BRN	Brown	RED	Red
BZ	Bright Zinc	SAA	Satin Anodised Aluminium
CG	Champagne Gold	SALM	Salmon
CHAM	Champagne	SB	Satin Brass
CRE	Cream	S/C	Self Colour
CP	Chrome Plated	SCB	Self Colour Brass
DMG	Dark Metallic Grey	SCS	Self Colour Steel
GRN	Green	SC	Satin Chrome
EB	Electro Brass	SCP	Satin Chrome Plated
ENB	Enamelled Nickel Plated	SNP	Satin Nickel Plated
EPS	Epoxy Powdered Silver	ST	Steel
EPB	Epoxy Black	SS	Satin Stainless Steel
EPW	Epoxy White	SLV	Silver
GLD	Gold	SE	Silver Enamelled
GAA	Gold Anodised Aluminium	WE	White Enamelled
GE	Gold Enamelled	WH	White
GLV	Galvanised	YC	Yellow Chrome
GRY	Grey	ZP	Zinc Plated

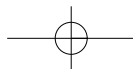
Measurement Converter

Millimetres		Inches
1829mm	=	72"
1524mm	=	60"
1219mm	=	48"
914mm	=	36"
610mm	=	24"
305mm	=	12"
152mm	=	6"
140mm	=	5.5"
127mm	=	5"
114mm	=	4.5"
102mm	=	4"
89mm	=	3.5"
76mm	=	3"
64mm	=	2.5"
51mm	=	2"
38mm	=	1.5"
25mm	=	1"
19mm	=	3/4"
13mm	=	1/2"
6.5mm	=	1/4"



Locking Products





Locking Product Index

Mortice Locks & Latches

Page 9 - Page 108



Rim Locks & Latches

Page 109 - Page 141



Cylinders

Page 142 - Page 226



Door & Window - Secondary Security

Page 227 - Page 267



Padlocks & Bars

Page 269 - Page 344



Cabinet & Camlocks

Page 345 - Page 371



Miscellaneous Locking







Page 373 - Page 411








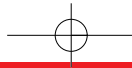


Index

Mortice Locks & Latches

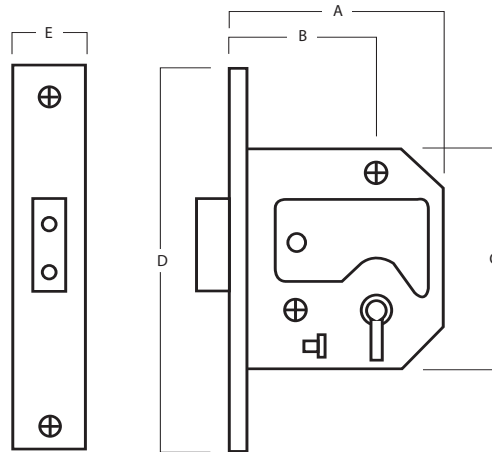
	<p>Deadlocks</p> <ul style="list-style-type: none"> • Armoured Plate Glass 10 • Bathroom 11 - 14 • Catches 14
	<p>Deadlocks</p> <ul style="list-style-type: none"> • 2 Lever 15 • 3 Lever 15 - 18 • 5 Lever 19 - 23 • 5 Lever BS3621 24 - 27 • Cylinder Banham 27 • Cylinder Euro 27 - 32 • Cylinder Euro/Oval 32 • Cylinder Oval 33 - 34 • Detainer 34 - 35 • Sliders 36
	<p>Escape Locks</p> <ul style="list-style-type: none"> • 3 Lever 37 • 6 Lever 37 • Cylinder 38 - 40
	<p>Gate Locks</p> <ul style="list-style-type: none"> • 5 Lever 41 - 43 • Cylinder Euro 43 - 44
	<p>Knobsets & Leversets</p> <ul style="list-style-type: none"> • Dummy 44 • Entrance 45 - 46 • Passage 46 - 47 • Privacy 47 - 48 • Store Room 49
	<p>Latches</p> <ul style="list-style-type: none"> • Flat Pattern 49 • Mortice 50 - 55 • Tubular 55 - 57

	<p>Latches & Metal Door Locks</p> <ul style="list-style-type: none"> • Cylinder Euro 57 - 64 • Patio 65 • Accessory 65 - 68
	<p>Multi Point Locks</p> <ul style="list-style-type: none"> • Sash Case 69
	<p>Nightlatches</p> <ul style="list-style-type: none"> • Nightlatches 70 - 73
	<p>Sashlocks</p> <ul style="list-style-type: none"> • 2 Lever 74 - 76 • 3 Lever 76 - 80 • 5 Lever 81 - 85 • 5 Lever BS3621 86 - 92 • 6 Lever 92 • Cylinder Euro 93 - 99 • Cylinder Euro BS3621 99 - 100 • Cylinder Euro/Oval 100 - 101 • Cylinder Oval 101 - 102 • Detainer 103
	<p>Sliding Door Locks</p> <ul style="list-style-type: none"> • 3 Lever 104 • 4 Lever 104 • 5 Lever 105 • Cylinder Euro 105 • Cylinder Oval 106 • Detainer 107 • Turn Operated 108



Mortice Locks & Latches Deadlocks

Armoured Plate Glass (APG) Locks



- KEY**
A Case Depth
B Backset
C Case Height
D Forend Length
E Forward Width



Union 21077 5 Lever APG Glass Door Deadlock

- Mechanism : 5 lever
- Case Size : 48mm
- Case Finish : Brass
- Forend Finish : Brass
- Keys Supplied : 2
- Keyed Alike : Ex-stock in sets of 4
- Differs : 75
- Packed Quantity : 4
- Handing : Reversible
- Fixing Lugs : 138mm overall
122mm centres



- PRODUCT CODES**
 L6013 - SB KA
 3484 - SB KA Set Of 4

- BLANKS**
 4233 - KB145 Genuine
 ASI1126 - KYY Copy

OPERATION

- Deadbolt is locked or unlocked by key from either side.

Case Width	48
Backset	24
Case Height	108
Forend Length	108
Forend Width	19



Union 21079 5 Lever APG Glass Door Deadlock

- Mechanism: 5 lever
- Case Size : 51mm
- Case Finish : Brass
- Forend Finish : Brass
- Keys Supplied : 2
- Keyed Alike : Ex-stock in sets of 4
- Differs : 75
- Packed Quantity : 4
- Handing : Reversible



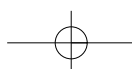
- PRODUCT CODES**
 4892 - SB KA Set Of 4

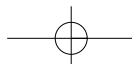
- BLANKS**
 4233 - KB145 Genuine
 ASI1126 - KYY Copy

OPERATION

- Deadbolt is locked or unlocked by key from either side.

Case Width	51
Backset	27
Case Height	108
Forend Length	152
Forend Width	22





Mortice Locks & Latches Bathroom

Bathroom



Asec Mortice Bathroom Lock

Case Size : 64mm or 76mm
 Follower : 8mm lever
 Case Finish : Gold
 Forend Finish : Polished brass & stainless steel
 Packed Quantity : 1

FEATURES

- Suitable for internal residential doors.
- Dimensionally co-ordinated with the lever lock.
- Brass deadbolt.
- Reversible latchbolt.
- Suitable for sprung lever furniture with 8mm spindle.
- 5mm deadbolts follower & 8mm lever follower.
- Bathroom locks offer a privacy function when used with bathroom furniture.
- Centre 57mm.

OPERATION

- Deadbolt is locked or unlocked by turn from the inside.
- Reversible latchbolt withdrawn by lever handle from either side.



ASI061

	64mm	76mm
Case Width	64	76
Backset	44	57
Case Height	108	108
Forend Length	165	165
Forend Width	25	25

PRODUCT CODES

ASI061 - 64mm PB Bagged
 ASI060 - 64mm SS Bagged
 ASI063 - 76mm PB Bagged
 ASI062 - 76mm SS Bagged

Briton Briton 5430 DIN Mortice Bathroom Lock

Mechanism : Mortice lockcase-bathroom function
 Case Size : 165mm x 93mm x 15mm
 Backset : 60mm
 Centres : 78mm
 Case Finish : Silver
 Forend Finish : Stainless steel
 Packed Quantity : 1 per box

FEATURES

- Single piece rounded forend in grade 316 stainless steel with satin finish simplifies preparation of doors.
- Choice of round or square forend.
- Quick reversible latch for left and right handed doors-no need to dismantle the lockcase allowing quick and trouble free on-site handing.
- 5 year warranty.

OPERATION

- From both sides the lock can be operated by lever handle to withdraw the latchbolt.
- The 10mm throw deadbolt is operated from inside by a single turn of a thumbturn. The outside of the door can be fitted with an indicator and emergency release and operates with the thumbturn via an 8mm spindle.
- Smooth action ball bearing follower for 8mm spindle provides smooth lever operation and reduces wear.
- Profiled latch and forend provides positive location and operation.
- 25° follower action for firm positive opening action and with follower springing suitable for heavy furniture.
- Designed to accept bolt through fixing at 38 to 41mm centres at the follower and the indicator/emergency release follower position.



L13626

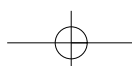
Case Depth	93
Backset	60
Case Height	165
Forend Length	235
Forend Width	20

PRODUCT CODES

L13626 - 60mm SS Radius Boxed
 L13627 - 60mm SS Square Boxed

ASSOCIATED PRODUCTS

L8658 - Indicator Set I01FM1/2PA.ALD





Mortice Locks & Latches Bathroom

Legge Legge 2125 Mortice Bathroom Deadbolt

Case Size : 76mm
 Follower : 5mm
 Case Finish : Black
 Forend Finish : Polished brass & stainless steel

OPERATION
 ■ Deadbolt is locked or unlocked by turn from inside.



L17361

Case Width	76
Backset	57
Case Height	58
Forend Length	76
Forend Width	22

PRODUCT CODES
 L17361 - 76mm PB Boxed
 L17360 - 76mm SS Boxed

Legge Legge 3751 Mortice Bathroom Lock

Case Sizes : 64mm & 76mm
 Follower : 8mm (latch) 5mm (dead)
 Case Finish : Grey
 Forend Finish : Brass or nickel plated
 Packed Quantity : 5 prepack + boxed

FEATURES
 ■ Pierced to accept bolt through furniture.

OPERATION
 ■ Deadbolt is locked or unlocked by turn from the inside.
 ■ Reversible latchbolt withdrawn by lever handle from either side.



600

PRODUCT CODES
 600 - 64mm NP Bagged
 608 - 64mm PB Bagged
 605 - 75mm NP Bagged
 613 - 75mm PB Bagged

ASSOCIATED PRODUCTS REBATE (REVERSIBLE)
 10369 - 13mm NP
 9727 - 13mm PB



Union 2026 Horizontal Mortice Bathroom Lock

Case Sizes : 127mm & 152mm
 Follower : 8mm (Latch) 5mm (Dead)
 Case Finish : Enamelled Silver
 Forend Finish : Brass or Satin Chrome
 Packed Quantity : 5

FEATURES
 ■ Pierced to accept bolt through furniture.

OPERATION
 ■ Deadbolt is locked or unlocked by turn from the inside.
 ■ Reversible latchbolt withdrawn by lever handle from either side.

Note: See Horizontal Lock section for dimension key.

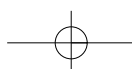


L8502

	127mm	152mm
Case Depth	127	152
Backset	101	127
Case Height	38	51
Centres	70	70
Forend Length	121	121
Forend Length	25	25

PRODUCT CODES
 L8502 - 127mm PL Bagged
 L13861 - 127mm SC Bagged
 10411 - 152mm PL Bagged
 10412 - 152mm SC Bagged

ASSOCIATED PRODUCTS REBATES (REVERSIBLE)
 3326 - 19mm SC Rebate 2939
 4578 - PL Strike Plate 2077
 7984 - SC Strike Plate 2077
 9999 - 25mm PL Rebate 2939
 10213 - 19mm PL Rebate 2939
 3325 - 13mm SC Rebate 2939
 10047 - 13mm PL Rebate 2939





Mortice Locks & Latches Bathroom



Union 2126 Mortice Bathroom Deadbolt

Case Size : 76mm
 Follower : 5mm
 Case Finish : Enamelled silver
 Forend Finish : Polished and lacquered
 or satin chrome
 Packed Quantity : 10

FEATURES

- Can be used in conjunction with indicating furniture such as the Union 8095.

OPERATION

- Deadbolt is locked or unlocked by turn from the inside.

Note: See Deadlock section for dimension key.



10419

Case Width	75
Backset	57
Case Height	70
Forend Length	121
Forend Width	25

PRODUCT CODES

- 10419 - 75mm PL Bagged
- 3262 - 75mm SC Bagged

BLANKS

- 3331 - 25mm SC Rebate 2969
- 3352 - 25mm PL Rebate 2969
- 3328 - 13mm SC Rebate 2969
- 3329 - 19mm SC Rebate 2969
- 3351 - 13mm PL Rebate 2969



Union 2226 Mortice Bathroom Lock

Case Size : 64mm, 76mm & 102mm
 Follower : 8mm (latch) 5mm (dead)
 Case Finish : Enamelled silver
 Forend Finish : Brass or satin chrome
 Packed Quantity : 10

FEATURES

- Pierced to accept bolt through furniture.
- Suitable for use with unsprung lever handles.

OPERATION

- Deadbolt is locked or unlocked by turn from the inside.
- Reversible latchbolt withdrawn by lever handle from either side.



9970

	64mm	75mm	102mm
Case Depth	64	75	102
Backset	44	57	82
Case Height	108	108	108
Centres	57	57	57
Forend Length	152	152	152
Forend Length	25	25	25

PRODUCT CODES

- 9970 - 102mm PL Bagged
- 3280 - 102mm SC Bagged
- 9968 - 64mm PL Bagged
- 3275 - 64mm SC Bagged
- 9969 - 75mm PL Bagged
- 3277 - 75mm SC Bagged

ASSOCIATED PRODUCTS

- 3332 - 13mm SC
- 3353 - 13mm PL
- 3333 - 19mm SC
- 10215 - 19mm PL
- 3334 - 25mm SC
- 3354 - 25mm PL



Union 2294 Mortice Bathroom Lock

Case Sizes : 64mm & 76mm
 Follower : 8mm (latch) 5mm (dead)
 Case Finish : Black
 Forend Finish : Brass or chrome
 Packed Quantity : 10

OPERATION

- Deadbolt is locked or unlocked by turn from the inside.
- Reversible latchbolt withdrawn by lever handle from either side.

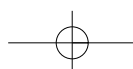


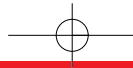
3263

	64mm	75mm
Case Depth	64	75
Backset	44	57
Case Height	102	102
Centres	57	57
Forend Length	152	152
Forend Length	22	22

PRODUCT CODES

- 3263 - 64mm CP Bagged
- L13905 - 64mm CP Visi
- 3265 - 64mm PL Bagged
- L12063 - 64mm PL Visi
- 3264 - 75mm CP Bagged
- L13906 - 75mm CP Visi
- 3268 - 75mm PL Bagged
- L12062 - 75mm PL Visi





Mortice Locks & Latches Bathroom



Union J2C27 DIN Mortice Bathroom Lock

Mechanism : Bathroom
 Case Size : 85mm
 Case Finish : Black
 Forend Finish : Stainless steel
 Follower : 8mm

OPERATION

- The deadbolt is locked or unlocked by turn from inside.
- Reversible latch bolt withdrawn by lever handle from either side.



LI4608

Case Width	85
Backset	55
Case Height	165
Forend Length	235
Forend Width	24

PRODUCT CODES

LI4608 - 85mm SS Radius Boxed
 LI4609 - 85mm SS Square Boxed

Catches



Asec Adjustable Roller Catch

Mechanism : Sprung
 Case Size : 45mm
 Forend Finish : Satin chrome
 Packed Quantity : 1
 Handing : N/A

OPERATION

- Brass adjustable roller catch provides a positive push - pull operation.



AS4543

Case Width	45
Case Height	32
Forend Length	76
Forend Width	22

PRODUCT CODES

AS4543 - 40mm Bagged

Legge Legge 1511 Adjustable Roller Catch

Mechanism : Sprung
 Case Size : 51mm
 Forend Finish : Polished brass or satin chrome
 Packed Quantity : 1
 Handing : N/A

OPERATION

- Brass adjustable roller catch provides a positive push - pull operation.

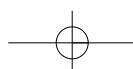


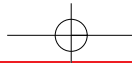
LI3287

Case Width	51
Case Height	35
Forend Length	76
Forend Width	22

PRODUCT CODES

LI3287 - 50mm PB Bagged
 9265 - 50mm PB Visi
 LI3286 - 50mm SS Bagged
 9266 - 50mm SS Visi





Mortice Locks & Latches Deadlocks

2 Lever



Marston FB 2 Lever Deadlock

Mechanism : 2 lever warded
 Case Size : 80mm
 Case Finish : Nickel
 Forend Finish : SAA
 Keys Supplied : Separate
 Packed Quantity : 10

FEATURES

- Supplied complete with flat strike plate & 2 escutcheons.

OPERATION

- Deadbolt is locked or unlocked by key from either side.



8053

Case Width	108
Backset	53
Case Height	80
Forend Length	120
Forend Width	24

PRODUCT CODES

8053 - 108mm KD FB1
 8054 - 108mm KD FB2

ASSOCIATED PRODUCTS

ASI1266 - Copy
 ASI1267 - Copy

3 Lever



Asec 3 Lever Deadlock

Mechanism : 3 lever
 Case Size : 64mm or 76mm
 Case Finish : Gold
 Forend Finish : Polished brass & stainless steel
 Keys Supplied : 2
 Keyed Alike : In-house
 Masterkeyed : N/A
 Differs : 100
 Packed Quantity : 1

FEATURES

- Suitable for internal residential / office doors.
- 2 plated steel keys / 100 differs.
- Brass deadbolt and 3 close gated levers.
- 3 year guarantee.

OPERATION

- Deadbolt is locked or unlocked by key from either side.



ASI013

	64mm	76mm
Case Depth	64	76
Backset	44	57
Case Height	76	76
Forend Length	134	134
Forend Width	25	25

PRODUCT CODES

ASI013 - 64mm PB KD Bagged
 ASI012 - 64mm SS KD Bagged
 ASI015 - 76mm PB KD Bagged
 ASI014 - 76mm SC KD Bagged

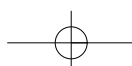
ASSOCIATED PRODUCTS

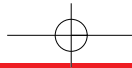
REBATES

ASI077 - 13mm PB
 ASI076 - 13mm SC
 ASI085 - 25mm PB
 ASI084 - 25mm SC

BLANKS

ASI096 - GEN





Mortice Locks & Latches Deadlocks

Legge Legge B1643 3 Lever Deadlock

Mechanism : 3 lever
 Case Size : 64mm & 76mm
 Case Finish : White
 Forend Finish : Brass or stainless steel
 Keys Supplied : 2
 Keyed Alike : In-house
 Differs : 100
 Packed Quantity : 5



634

FEATURES

- Supplied c/w matching escutcheons.

OPERATION

- Deadbolt is locked or unlocked by key from either side.

Case Width	64
Backset	44
Case Height	70
Forend Length	121
Forend Width	25

PRODUCT CODES

634 - 64mm PB KD Bagged
 7516 - 64mm SS KD Bagged

BLANKS

ASI1132 - Copy



Union 2137 3 Lever Deadlock

Mechanism : 3 lever
 Case Sizes : 64mm & 76mm
 Case Finish : Enamelled silver
 Forend Finish : Brass or satin chrome
 Keys Supplied : 2
 Keyed Alike : Works
 Masterkeyed : Ex-stock
 Differs : 500 standard
 Packed Quantity : 10



3434

FEATURES

- Extra differs available to order from works.

OPERATION

- Deadbolt is locked or unlocked by key from either side.

	64mm	75mm
Case Depth	64	75
Backset	44	57
Case Height	108	108
Forend Length	152	152
Forend Width	25	25

PRODUCT CODES

3434 - 64mm SC MK RKGS
 3293 - 64mm SC MK RYNU
 3444 - 75mm SC MK RKGS
 3295 - 75mm SC MK RYNU

Please Note:

KKTG suite stocked at Manchester Branch Only

ASSOCIATED PRODUCTS

REBATES

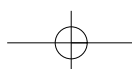
3497 - 13mm SC
 3350 - 13mm PL
 3499 - 19mm SC
 3500 - 25mm SC

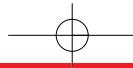
BLANKS

4229 - KB483 Genuine
 ASI1040 - Copy

MASTERKEYS

3299 - RYNU
 3448 - RKGS
 LI418 - KKTG





Mortice Locks & Latches Deadlocks



Union 2157 3 Lever Deadlock

Mechanism : 3 lever
 Case Sizes : 64mm & 76mm
 Case Finish : Enamelled silver
 Forend Finish : Brass or satin chrome
 Keys Supplied : 2
 Keyed Alike : In-house
 Masterkeyed : N/A See 2137
 Differs : 100
 Packed Quantity : 10



OPERATION

■ Deadbolt is locked or unlocked by key from either side.

	64mm	75mm
Case Depth	64	75
Backset	44	57
Case Height	108	108
Forend Length	152	152
Forend Width	25	25

PRODUCT CODES

L311 - 64mm PL KD
 3307 - 64mm SC KD
 3308 - 75mm SC KD

ASSOCIATED PRODUCTS REBATES

3497 - 13mm SC
 3499 - 19mm SC
 3500 - 25mm SC
 L7995 - Forend plate only SC
 L8828 - Strike Only SC
 L8829 - Strike Only PL

BLANKS

4219 - KB436 Genuine
 ASI 1041 - Copy



Union 2177 3 Lever Deadlock

Mechanism : 3 Lever
 Case Sizes : 64mm & 76mm
 Case Finish : Enamelled silver
 Forend Finish : Brass or satin chrome
 Keys Supplied : 2
 Keyed Alike : In-house
 Masterkeyed : N/A See 2137
 Differs : 100
 Packed Quantity : Boxed - 10 visi - 5



OPERATION

■ Deadbolt is locked or unlocked by key from either side.

	64mm	75mm
Case Depth	64	75
Backset	44	57
Case Height	108	108
Forend Length	120	120
Forend Width	25	25

PRODUCT CODES

7739 - 64mm PB KD Boxed
 L3834 - 64mm PL KA Bagged
 2347 - 64mm PL KD Visi
 3294 - 64mm SC KA Bagged
 3287 - 64mm SC KD Bagged
 2344 - 64mm SC KD Visi
 7738 - 75mm PB KD Boxed
 L3835 - 75mm PL KA Bagged
 2349 - 75mm PL KD Visi
 3298 - 75mm SC KA Bagged
 3291 - 75mm SC KD Bagged
 2346 - 75mm SC KD Visi

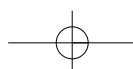
ASSOCIATED PRODUCTS REBATES

3331 - Rebate 2969 SC 25mm
 3329 - Rebate 2969 SC 19mm
 3328 - Rebate 2969 SC 13mm
 3351 - Rebate 2969 PL 13mm
 3352 - Rebate 2969 PL 25mm

L8828 - Strike Only SC
 L8829 - Strike Only PL

BLANKS

4219 - KB436 Genuine
 ASI 1041 - Copy



Mortice Locks & Latches Deadlocks



Union 2188 3 Lever Deadlock

- Mechanism : 3 Lever
- Case Size : 69mm
- Case Finish : Enamelled Silver
- Forend Finish : Satin Chrome
- Keys Supplied : 2
- Keyed Alike : N/A
- Masterkeyed : N/A
- Differs : 100
- Packed Quantity : 5



3300

OPERATION

- Deadbolt is locked or unlocked by key from either side.
- Bolt is double thrown by extra turn of the key.
- Bolt throw: 1st throw =10.5mm, 2nd throw =10.5mm.

Case Width	69
Backset	39
Case Height	90
Forend Length	171
Forend Width	25

PRODUCT CODES

3300 - 69mm SC KD

BLANKS

KB428 Nos. 1 - 10

- 4238 - KB428/1
- 4244 - KB428/2
- 4248 - KB428/3
- 4257 - KB428/4
- 4261 - KB428/5
- 4265 - KB428/6
- 4272 - KB428/7
- 4274 - KB428/8
- 4279 - KB428/9
- 4282 - KB428/10



Yale PM322 3 Lever Deadlock

- Mechanism : 3 Lever
- Case Size : 64mm & 76mm
- Case Finish : Gold
- Forend Finish : Brass
- Keys Supplied : 2
- Keyed Alike : In-house
- Differs : 150
- Packed Quantity : Boxed - 6 visi - 6



1900

FEATURES

- Supplied c/w matching escutcheons

OPERATION

- Deadbolt is locked or unlocked by key from either side.

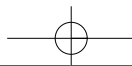
	64mm	76mm
Case Depth	64	76
Backset	45	57
Case Height	70	70
Forend Length	121	121
Forend Width	25	25

PRODUCT CODES

- 1900 - 64mm PB KD
- 1894 - 76mm PB KD

BLANKS

- ASI 1116 - Blank AS-M320 Copy Yale NEWTYP
- 4219 - Blank Mortice KB436 3L 2277
- ASI 1041 - Blank AS-3L with Ward Union



Mortice Locks & Latches Deadlocks

5 Lever



Asec 5 Lever Deadlock

Mechanism : 5 lever
 Case Size : 64mm or 76mm
 Case Finish : Gold
 Forend Finish : Polished brass & stainless steel
 Keys Supplied : 2
 Keyed Alike : In-house
 Masterkeyed : N/A
 Differs : 500
 Packed Quantity : 1



ASI017

FEATURES

- Suitable for internal residential / office doors.
- 2 plated steel keys / 500 differs.
- 5 close gated levers with anti-pick device.
- Brass deadbolt with 2 hardened steel inserts.
- 5 year guarantee.

OPERATION

- Deadbolt is locked or unlocked by key from either side.

64mm 76mm

Case Depth	64	76
Backset	44	57
Case Height	76	76
Forend Length	134	134
Forend Width	25	25

PRODUCT CODES

- ASI017 - 64mm PB KD Boxed
- ASI119 - 64mm PB KD Visi
- ASI016 - 64mm SC KD Boxed
- ASI118 - 64mm SS KD Visi
- ASI019 - 76mm PB KD Boxed
- ASI121 - 76mm PB KD Visi
- ASI018 - 76mm SS KD Boxed
- ASI120 - 76mm SS KD Visi

ASSOCIATED PRODUCTS REBATES

- ASI077 - 13mm PB
- ASI076 - 13mm SC
- ASI085 - 25mm PB
- ASI084 - 25mm SC

BLANKS

- ASI096 - GEN



Asec 50mm 5 Lever Deadlock

Mechanism : 5 lever
 Case Size : 50
 Case Finish : Black
 Forend Finish : Polished brass or stainless steel
 Keys Supplied : 2
 Masterkeyed : N/A
 Differs : 500
 Packed Quantity : 1



ASI1354

FEATURES

- Suitable for doors with narrow stile.

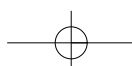
OPERATION

- Deadlock is locked or unlocked by key from either side.

Case Depth	50
Backset	35
Case Height	108
Forend Length	165
Forend Width	25

PRODUCT CODES

- ASI1354 - 50mm PB KD Boxed
- ASI1355 - 50mm SS KD Boxed



Mortice Locks & Latches Deadlock



Era 201 & 301 Viscount 5 Lever Deadlock

Mechanism : 5 Lever
 Case Sizes : 64mm (201) & 76mm (301)
 Case Finish : Polished Brass
 Forend Finish : Brass
 Keys Supplied : 2
 Keyed Alike : In-house
 Masterkeyed : N/A
 Differs : 500
 Packed Quantity : 1



L503

FEATURES

- Ideal as an upgrader to replace existing 2 and 3 lever deadlocks.
- Supplied c/w matching escutcheons.

OPERATION

- Deadbolt is locked or unlocked by key from either side.

	64mm	76mm
Case Depth	64	76
Backset	44	57
Case Height	76	86
Forend Length	119	134
Forend Width	267	25

PRODUCT CODES

L503 - 64mm PB KD Boxed
 L12207 - 64mm PB KD Visi
 L505 - 76mm PB KD Boxed
 L12505 - 76mm PB KD Visi

BLANKS

L679 - 607-56 Genuine
 ASI1106 - Copy

Legge Legge P1645 5 Lever Deadlock

Mechanism : 5 lever
 Case Size : 64mm
 Case Finish : Yellow
 Forend Finish : Brass or stainless steel
 Keys Supplied : 2
 Keyed Alike : In-house
 Masterkeyed : N/A
 Differs : 500
 Packed Quantity : 5



7706

FEATURES

- Supplied c/w matching escutcheons.

OPERATION

- Deadbolt is locked or unlocked by key from either side.

Case Width	64
Backset	44
Case Height	70
Forend Length	121
Forend Width	25

PRODUCT CODES

7706 - 64mm PB KD Visi
 L288 - 64mm SS KD Visi

BLANKS

ASI1114 - Copy



Union 2101 5 Lever Deadlock

Mechanism : 5 lever
 Case Sizes : 64mm & 76mm
 Case Finish : Red
 Forend Finish : Brass or satin chrome
 Keys Supplied : 2
 Keyed Alike : Ex-stock & in-house
 Masterkeyed : N/A
 Differs : 600
 Packed Quantity : Boxed - 1 visi - 5



7687

FEATURES

- Supplied c/w matching escutcheons.

OPERATION

- Deadbolt is locked or unlocked by key from either side.

	64mm	75mm
Case Depth	64	75
Backset	44	57
Case Height	70	70
Forend Length	120	120
Forend Width	25	25

PRODUCT CODES

7687 - 64mm PL KA Boxed
 3322 - 64mm PL KD Boxed
 2370 - 64mm PL KD Visi
 7688 - 64mm SC KA Boxed
 3321 - 64mm SC KD Boxed
 2366 - 64mm SC KD Visi
 9987 - 75mm PL KA Boxed
 3324 - 75mm PL KD Boxed
 2372 - 75mm PL KD Visi
 8098 - 75mm SC KA Boxed
 3323 - 75mm SC KD Boxed
 2368 - 75mm SC KD Visi

BLANKS


3349 - Rebate 2988 SC 25mm
 3348 - Rebate 2988 SC 13mm
 3359 - 2988 PL 13mm
 L10049 - Rebate DY2988 PL 13mm
 10376 - Blank KB430 5L Union 2201
 ASI1111 - Blank AS-KB430 5L Union Copy

Mortice Locks & Latches Deadlocks



Union BS04 2134 5 Lever Deadlock

Mechanism : 5 Lever
 Case Sizes : 64mm & 75mm
 Case Finish : Red
 Forend Finish : Brass or satin chrome
 Keys Supplied : 2
 Keyed Alike : In-house
 Masterkeyed : N/A
 Differs : 1,000 +
 Packed Quantity : Boxed - 1 visi - 5



L4501

FEATURES

- Supplied c/w matching escutcheons.

OPERATION

- Deadbolt is locked or unlocked by key from either side.

64mm 75mm

Case Depth	64	75
Backset	45	57
Case Height	70	70
Forend Length	144	144
Forend Width	25	25

PRODUCT CODES

L4501 - 64mm PB KD Boxed
 L8694 - 64mm PL KA Boxed
 L10367 - 64mm SC KA Boxed
 L4502 - 64mm SC KD Boxed
 L4503 - 75mm PB KD Boxed
 L8695 - 75mm PL KA Boxed
 L4504 - 75mm SC KD Boxed
 L10368 - 75mm SC KA Boxed

ASSOCIATED PRODUCTS

L4509 - Rebate 2954 PL 13mm
 L4510 - Rebate 2954 SC 13mm

BLANKS

10376 - KB430 Genuine
 ASI1111 - Copy



Union BS07 3G114 5 Lever Deadlock

Mechanism : 5 Lever
 Case Sizes : 67mm & 80mm
 Case Finish : Silver
 Forend Finish : Brass or satin chrome
 Keys Supplied : 2
 Keyed Alike : Ex-stock in sets of 6
 & In-house
 Masterkeyed : N/A
 Differs : 1,000 +
 Packed Quantity : Boxed - 1 visi - 5



157

FEATURES

- Extended box strike for additional strength.
- Can be supplied with micro-switches for use with alarm systems.
- Supplied c/w matching escutcheons.

OPERATION

- Deadbolt is locked or unlocked by key from either side.

67mm 80mm

Case Depth	67	80
Backset	40	53
Case Height	76	76
Forend Length	133	133
Forend Width	25	25

PRODUCT CODES

10022 - 67mm PB KA Boxed
 155 - 67mm PB KD Boxed
 L8021 - 67mm PB KD Trade Pack (20) Boxed
 166 - 67mm SC KA Boxed
 157 - 67mm SC KD Boxed
 186 - 67mm SC KD DPMS Boxed
 180 - 67mm SC KD SPMS Boxed
 L9282 - 67mm SC KD Trade Pack (20) Boxed
 160 - 80mm PB KD Boxed
 162 - 80mm SC KD Boxed

ASSOCIATED PRODUCTS

REBATES

489 - 13mm SC
 495 - 13mm PB
 492 - 19mm SC
 497 - 19mm PB
 L00154 - 25mm SC
 L00155 - 25mm PB
 L8799 - Levers & Keys
 L36 - Levers & Keys KA (1set of 6)
 3692 - Curtain
 L12100 - Curtain to suit 3G114E

BLANKS

3698 - K722 3G114/115 Genuine
 7000 - CHC 3G114 Copy PB
 ASI1035 - AS-3G114 RIM EB Copy



Union 3G115 5 Lever Deadlock

Mechanism : 5 Lever
 Case Sizes : 67mm & 80mm
 Case Finish : Gold
 Forend Finish : Brass or satin chrome
 Keys Supplied : 2
 Keyed Alike : Ex-stock & In-house
 Masterkeyed : N/A
 Differs : 750 +
 Packed Quantity : Boxed - 1 Visi - 5



L863

FEATURES

- Supplied c/w matching escutcheons.

OPERATION

- Deadbolt is locked or unlocked by key from either side.

67mm 80mm

Case Depth	67	80
Backset	40	53
Case Height	76	76
Forend Length	133	133
Forend Width	25	25

PRODUCT CODES

7683 - 67mm PB KA Boxed
 L862 - 67mm PB KD Boxed
 L9261 - 67mm PB KD Trade Pack (20) Boxed
 188 - 67mm PB KD Visi
 2642 - 67mm SC KA Boxed
 L863 - 67mm SC KD Boxed
 190 - 67mm SC KD Visi
 880 - 80mm PB KD Boxed
 10161 - 80mm SC KD Boxed

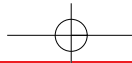
ASSOCIATED PRODUCTS

REBATES

L00155 - Rebate 3G114 25mm PB Rev Chubb
 489 - Rebate 3G114 13mm Satin Rev
 497 - Rebate 3G114 19mm PB Rev Chubb
 492 - Rebate 3G114 19mm Satin Rev
 L00154 - Rebate 3G114 25mm Satin Rev Chubb
 495 - Rebate 3G114 13mm PB Rev Chubb

BLANKS

3698 - Blank K722 3G114/115 Genuine
 7000 - CHC 3G114 Copy PB



Mortice Locks & Latches Deadlocks

Willenhall Locks MI 5 Lever Deadlock

Mechanism : 5 lever
 Case Sizes : 64mm & 76mm
 Case Finish : Powder coated
 Forend Finish : Brass or satin chrome
 Keys Supplied : 3
 Keyed Alike : In-house
 Differs : 100
 Packed Quantity : 1



4834

FEATURES

- Supplied c/w matching escutcheons.

OPERATION

- Deadbolt is locked or unlocked by key from either side.

	64mm	76mm
Case Depth	64	76
Backset	41	53
Case Height	76	76
Forend Length	133	133
Forend Width	25	25

PRODUCT CODES

4834 - 64mm PB KA Boxed
 4833 - 64mm PB KD Boxed
 L5245 - 64mm SC KD Boxed
 10156 - 76mm PB KD Boxed

BLANKS

AS11115 - Copy

Willenhall Locks MIC 5 Lever Deadlock

Mechanism : 5 lever
 Case Sizes : 67mm & 80mm
 Case Finish : Powder coated
 Forend Finish : Brass
 Keys Supplied : 3
 Keyed Alike : In-house
 Differs : 100
 Packed Quantity : 1



L9403

FEATURES

- Case sizes 67mm and 80mm.
- Supplied c/w matching escutcheons.

OPERATION

- Deadbolt is locked or unlocked by key from either side.

	67mm	80mm
Case Depth	67	80
Backset	40	53
Case Height	76	76
Forend Length	133	133
Forend Width	25	25

PRODUCT CODES

L9403 - 67mm PB KD Boxed
 L9402 - 80mm PB KD Boxed

BLANKS

AS11115 - Copy

Willenhall Locks M5 Lever Deadlock

Mechanism : 5 Lever
 Case Size : 64mm
 Case Finish : Powder coated
 Forend Finish : Brass
 Keys Supplied : 2
 Keyed Alike : Works
 Masterkeyed : Ex-stock
 Differs : 20 stock
 Packed Quantity : 1



L4675

FEATURES

- Extra differs available on special order.
- Supplied c/w matching escutcheons.

OPERATION

- Deadbolt is locked or unlocked by key from either side..

Case Width	64
Backset	44
Case Height	76
Forend Length	120
Forend Width	25

PRODUCT CODES

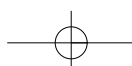
L4675 - 64mm PB MK Boxed

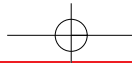
ASSOCIATED PRODUCTS

L4677 - Master Key MK67

BLANKS

AS11107 - Copy





Mortice Locks & Latches Deadlocks

Willenhall Locks M8 Lever Deadlock

Mechanism : 5 Lever
 Case Size : 50mm
 Case Finish : Powder coated
 Forend Finish : Brass or satin chrome
 Keys Supplied : 3
 Keyed Alike : In-house
 Masterkeyed : N/A
 Differs : 100
 Packed Quantity : 1



4836

PRODUCT CODES
 4836 - 50mm PB KA Boxed
 L238 - 50mm PB KD Boxed
 4835 - 50mm SC KD Boxed

BLANKS
 AS11108 - Copy

FEATURES

- Ideal for doors with narrow stile (eg. glazed & French doors)
- Supplied c/w matching escutcheons.

OPERATION

- Deadbolt is locked or unlocked by key from either side.

Case Width	50
Backset	32
Case Height	65
Forend Length	120
Forend Width	25

Worrall 8852 5 Lever Double Throw Deadlock

Mechanism : 5 Lever
 Case Sizes : 75mm
 Case Finish : Red
 Forend Finish : Brass
 Keys Supplied : 2
 Keyed Alike : Works
 Masterkeyed : N/A
 Differs : 96
 Packed Quantity : 1



3738

PRODUCT CODES
 3738 - 76mm PB KD Boxed

FEATURES

- Escutcheons not included.


OPERATION

- Deadbolt is locked or unlocked by key from either side.
- Bolt is double thrown by extra turn of the key.
- Bolt throw :-
 64mm case 1st throw = 10mm
 2nd throw = 10mm
 76mm case 1st throw = 11mm
 2nd throw = 11mm

Case Width	76
Backset	46
Case Height	76
Forend Length	129
Forend Width	27

Yale PM552 5 Lever Deadlock

Mechanism : 5 lever
 Case Size : 64mm
 Case Finish : Enamelled nickel bronze
 Forend Finish : Brass
 Keys Supplied : 2
 Keyed Alike : In-house
 Masterkeyed : Works
 Differs : 500
 Packed Quantity : Visi - 6



7425

PRODUCT CODES
 7425 - 64mm PB KD Visi

BLANKS
 AS11111 - Copy
 AS11119 - Copy
 10376 - KB430 Genuine
 L4798 - LPKB Genuine

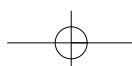
FEATURES

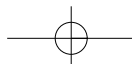
- Supplied c/w matching escutcheons.

OPERATION

- Deadbolt is locked or unlocked by key from either side.

Case Width	64
Backset	45
Case Height	70
Forend Length	120
Forend Width	25





Mortice Locks & Latches Deadlocks

5 Lever BS3621



Asec BS07 5 Lever Dead Lock

Mechanism : 5 Lever BS
 Case Size : 64mm or 76mm
 Case Finish : Gold
 Forend Finish : Polished brass & stainless steel
 Keys Supplied : 2
 Keyed Alike : In-house
 Masterkeyed : N/A
 Differs : 1,000
 Packed Quantity : 1



	64mm	76mm
Case Depth	64	76
Backset	44	57
Case Height	76	76
Forend Length	134	134
Forend Width	25	25

FEATURES

- Suitable for use on external doors.
- Insurance approved and police approved.
- Steel case with integral anti-drill plate on cap & case.
- 2 plated steel keys / 1,000 differs.
- Brass deadbolt with 2 hardened steel inserts.
- Keyhole protection.
- 5 close gated levels with anti-pick device.
- Centres 57mm.
- 10 year guarantee.

OPERATION

- Deadbolt is locked or unlocked by key from either side.

PRODUCT CODES

- ASI1315 - 64mm PB KD Boxed
- ASI1311 - 64mm PB KD Visi
- ASI1314 - 64mm SS KD Boxed
- ASI1310 - 64mm SS KD Visi
- ASI1317 - 76mm PB KD Boxed
- ASI1313 - 76mm PB KD Visi
- ASI1316 - 76mm SS KD Boxed
- ASI1312 - 76mm SS KD Visi

ASSOCIATED PRODUCTS REBATES

- ASI077 - 13mm PB
- ASI076 - 13mm SC
- ASI085 - 25mm PB
- ASI084 - 25mm SC

BLANKS

- ASI096 - 3L/5L & BS5L GEN



Era BS04 231 Fortress Classic 5 Lever Deadlock

Mechanism : 5 lever
 Case Size : 64mm
 Case Finish : Gold
 Forend Finish : Polished brass
 Keys Supplied : 3
 Keyed Alike : In-house
 Masterkeyed : N/A
 Differs : 1000
 Packed Quantity : 1 & 5



Case Width	64
Backset	44
Case Height	89
Forend Length	134
Forend Width	26

FEATURES

- BS3621:2007 standard meets the exacting demands of insurance companies and the Police.
- Higher security levels delivered by a 20mm bolt throw on every lock.

OPERATION

- Deadbolt is thrown by key from either side.

PRODUCT CODES

- LI5080 - 64mm PB KD Boxed
- LI5088 - 64mm PB KD Visi

ASSOCIATED PRODUCTS Rebates

- LI4955 - 13mm Brass 426-31
- LI4957 - 13mm Satin 426-51
- LI4958 - 25mm Brass 427-31
- LI5959 - 25mm Satin 427-51



Era BS07 261 & 361 Fortress 5 Lever Deadlock

Mechanism : 5 Lever
 Case Size : 64mm & 76mm
 Case Finish : Red
 Forend Finish : Polished brass or satin chrome
 Keys Supplied : 2
 Keyed Alike : In-house
 Masterkeyed : N/A
 Differs : 1000
 Packed Quantity : 1



	64mm	76mm
Case Depth	64	76
Backset	44	56
Case Height	89	89
Forend Length	134	134
Forend Width	26	26

FEATURES

- BS3621:2007 standard meets the exacting demands of insurance companies and the Police.
- Deadlocks have hardened steel plates to resist drilling, and two hardened steel plates in the deadbolt resist hacksawing.

OPERATION

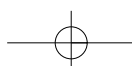
- Deadbolt thrown by key from either side.

PRODUCT CODES

- LI4765 - 64mm PB KD Boxed
- LI4766 - 64mm SC KD Boxed
- LI4769 - 76mm PB KD Boxed
- LI4770 - 76mm SC KD Boxed

ASSOCIATED PRODUCTS Rebates

- LI4955 - 13mm Brass 426-31
- LI4957 - 13mm Satin 426-51
- LI4958 - 25mm Brass 427-31
- LI5959 - 25mm Satin 427-51





Mortice Locks & Latches Deadlocks

Legge BS07 5641 & 5761 5 Lever Deadlock

Mechanism : 5 Lever
 Case Sizes : 64mm (5641) & 76mm (5761)
 Case Finish : Black
 Forend Finish : Brass or satin chrome
 Keys Supplied : 3
 Keyed Alike : In-house
 Masterkeyed : N/A
 Differs : 1,000
 Packed Quantity : Boxed - 1 Visi - 5



LI4912

BS07

FEATURES

- Supplied c/w matching escutcheons.

OPERATION

- Deadbolt is locked or unlocked by key from either side.

	64mm	76mm
Case Depth	64	76
Backset	44	57
Case Height	86	76
Forend Length	134	134
Forend Width	25	25

PRODUCT CODES

LI4912 - 64mm PB KD Boxed
 L3228 - 64mm PB KD Visi
 LI4913 - 64mm SS KD Boxed
 LI4914 - 76mm PB KD Boxed
 LI4915 - 76mm SS KD Boxed

ASSOCIATED PRODUCTS

REBATES

713 - 13mm SC
 690 - 13mm PB

BLANKS

I579 - BKB Genuine
 ASI 1064 - AS-609 Copy

SECUREFAST SKD BS07 5 Lever Deadlock

Mechanism : 5 lever
 Case Sizes : 64mm & 76mm
 Case Finish : Blue
 Forend Finish : Brass or stainless steel
 Keys Supplied : 2
 Keyed Alike : In-house
 Masterkeyed : N/A
 Differs : 1,200
 Packed Quantity : 1



LI4828

BS07

FEATURES

- Supplied c/w matching escutcheons.

OPERATION

- Deadbolt is locked or unlocked by key from either side.

	64mm	76mm
Case Depth	64	76
Backset	45	57
Case Height	76	76
Forend Length	121	121
Forend Width	25	25

PRODUCT CODES

LI4826 - 64mm PB KD Boxed
 LI4828 - 64mm SS KD Boxed
 LI4827 - 76mm PB KD Boxed
 LI4829 - 76mm SS KD Boxed

BLANKS

L8712 - Genuine
 ASI 1064 - AS-609 Copy



Union BS07 2134E 5 Lever Deadlock

Mechanism : 5 lever
 Case Sizes : 67mm & 80mm
 Case Finish : Red
 Forend Finish : Brass or satin chrome
 Keys Supplied : 2
 Keyed Alike : In-house
 Masterkeyed : N/A
 Differs : 1,000 +
 Packed Quantity : Boxed - 1 visi - 5



LI2475

BS07

FEATURES

- Supplied c/w matching escutcheons

OPERATION

- Deadbolt is locked or unlocked by key from either side.

	67mm	80mm
Case Depth	67	80
Backset	45	57
Case Height	70	70
Forend Length	144	144
Forend Width	25	25

PRODUCT CODES

LI2475 - 67mm PL KA Boxed
 LI2471 - 67mm PL KD Boxed
 LI2463 - 67mm PL KD Visi
 LI2476 - 67mm SC KA Boxed
 LI2472 - 67mm SC KD Boxed
 LI2464 - 67mm SC KD Visi
 LI2477 - 80mm PL KA Boxed
 LI2473 - 80mm PL KD Boxed
 LI2465 - 80mm PL KD Visi
 LI2478 - 80mm SC KA Boxed
 LI2474 - 80mm SC KD Boxed
 LI2466 - 80mm SC KD Visi

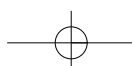
ASSOCIATED PRODUCTS

REBATES

L4509 - Rebate 2954 PL 13mm
 L4510 - Rebate 2954 SC 13mm

BLANKS

I0376 - KB430 Genuine
 ASI 1111 - Copy



Mortice Locks & Latches Deadlocks



Union BS07 3G114E 5 Lever Deadlock

Mechanism : 5 lever
 Case Sizes : 67mm & 80mm
 Case Finish : Silver
 Forend Finish : Brass or satin chrome
 Keys Supplied : 2
 Keyed Alike : Ex-stock in sets of 6 & In-house
 Masterkeyed : N/A
 Differs : 1,000 +
 Packed Quantity : Boxed - 1 visi - 5



FEATURES

- Extended box strike for additional strength.
- Can be supplied with micro-switches for use with alarm systems.
- Supplied c/w matching escutcheons.
- 20mm throw.

OPERATION

- Deadbolt is locked or unlocked by key from either side.

	67mm	80mm
Case Depth	67	80
Backset	40	53
Case Height	76	76
Forend Length	133	133
Forend Width	25	25

PRODUCT CODES

- L12083 - 67mm PB KA Boxed
- L12077 - 67mm PB KD Boxed
- L12087 - 67mm PB KD Trade Pack (20) Boxed
- L12078 - 67mm PB KD Visi
- L12084 - 67mm SC KA Boxed
- L12079 - 67mm SC KD Boxed
- L12088 - 67mm SC KD Trade Pack (20) Boxed
- L12080 - 67mm SC KD Visi
- L12085 - 80mm PB KA Boxed
- L12081 - 80mm PB KD Boxed
- L13466 - 80mm PB KD Visi
- L12086 - 80mm SC KA Boxed
- L12082 - 80mm SC KD Boxed
- L13465 - 80mm SC KD Visi

ASSOCIATED PRODUCTS

REBATES

- 489 - 13mm SC
- 495 - 13mm PB
- 492 - 19mm SC
- 497 - 19mm PB
- L00154 - 25mm SC
- L00155 - 25mm PB

LEVERS & CURTAINS

- L8799 - Levers & Keys
- L36 - Levers & Keys KA (1set of 6)
- 3692 - Curtain
- L12100 - Curtain to suit 3G114E
- L14875 - Curtain to suit 3G114E

BLANKS

- 3698 - K722 Genuine
- 7000 - CHC Copy



Union BS07 J2100S Strongbolt 5 Lever Deadlock

Mechanism : 5 lever
 Case Size : 68mm & 81mm
 Case Finish : Red
 Forend Finish : Satin chrome or polished & lacquered
 Keys Supplied : 2
 Keyed Alike : In-house
 Masterkeyed : N/A
 Differs : 1000
 Packed Quantity : 1



FEATURES

- Anti-pick, anti-saw, anti-drill, against attack.
- Chamfered bolt.

OPERATION

- Deadbolt is locked or unlocked by key from either side.

	68mm	81mm
Case Depth	68	81
Backset	45	57
Case Height	89	89
Forend Length	134	134
Forend Width	26	26

PRODUCT CODES

- L16615 - 68mm PL KD Boxed
- L16617 - 68mm SC KD Boxed
- L16616 - 81mm PL KD Boxed
- L16618 - 81mm SC KD Boxed

Mortice Locks & Latches Deadlocks



Yale BS07 PM562 5 Lever Deadlock

Mechanism : 5 lever
 Case Size : 67mm & 80mm
 Case Finish : Grey
 Forend Finish : Polished brass
 Keys Supplied : 2
 Masterkeyed : N/A
 Differs : 1000+
 Packed Quantity : 6



FEATURES

- Recommended by insurance companies and police.
- Anti drill lock case.
- Kitemarked to BS3621: 2007.
- 20mm anti-saw deadbolt.

OPERATION

- Deadbolt locked and unlocked by key from either side.

	67mm	80mm
Case Depth	67	80
Backset	45	57
Case Height	70	70
Forend Length	144	144
Forend Width	25.5	25.5

PRODUCT CODES

L5373 - 67mm PB KD Visi
 L5372 - 80mm PB KD Visi

Cylinder - Banham



Banham BS07 M2002 BS3621 Deadlock

Mechanism : 6 Pin cylinder
 Case Sizes : 75mm
 Case Finish : Black
 Forend Finish : Chrome plated, polished brass, satin brass or satin chrome
 Keys Supplied : 2
 Keyed Alike : Works
 Masterkeyed : Works
 Packed Quantity : 1



FEATURES

- Hook bolt locked or unlocked by key from either side.

OPERATION

- Cylinder and key protected by patent 6 pin drill resistant cylinder maximum security differs.
- Key registration system.
- Hook bolt to prevent door being spread.

Case Width	74
Backset	50
Case Height	103
Forend Length	210
Forend Width	31

PRODUCT CODES

L15418 - 75mm CP KD Boxed
 L15417 - 75mm PB KD Boxed
 L15110 - 75mm SB KD Boxed
 L15109 - 75mm SC KD Boxed

Cylinder - Euro



Asec Euro Deadcase

Mechanism : Euro cylinder
 Case Sizes : 64mm & 76mm
 Case Finish : Black
 Forend Finish : Polished brass or satin steel
 Packed Quantity : 1



OPERATION

- Dead bolt locked or unlocked by key outside, key / turn inside.
- Ideal for integration with mortice key systems.
- Brass deadbolt, 2 hardened steel inserts.
- For use with Euro cylinders.

	64mm	76mm
Case Depth	64	76
Backset	44	56
Case Height	75	75
Forend Length	132	132
Forend Width	25	25

PRODUCT CODES

ASI 1328 - 64mm PB Boxed
 ASI 1329 - 64mm PB Visi
 ASI 1326 - 64mm SS Boxed
 ASI 1327 - 64mm SS Visi
 ASI 1332 - 76mm PB Boxed
 ASI 1333 - 76mm PB Visi
 ASI 1330 - 76mm SS Boxed
 ASI 1331 - 76mm SS Visi

Mortice Locks & Latches Deadlocks

Briton Briton 5410 DIN Euro Deadcase

Mechanism : Euro profile cylinder
 Case Size : 165 x 93 x 15mm
 Backset : 60mm
 Case Finish : Silver
 Forend Finish : SS or PB
 Packed Quantity : 1 per box



L13622

FEATURES

- Single piece rounded forend in grade 316 stainless steel with satin finish simplifies preparation of doors.
- Choice of round or square forend.
- 5 year warranty.

OPERATION

- The deadbolt can be thrown and withdrawn from one or both sides as required depending on the cylinder selected.
- 20mm double throw bolt from 2 turns of the cylinder offers high levels of physical security.

Case Width	93
Backset	60
Case Height	165
Forend Length	235
Forend Width	20

PRODUCT CODES

L13622 - 60mm SS Radius Boxed
 L13623 - 60mm SS Square Boxed

CYLINDERS

Keyed alike and masterkeyed cylinders available ex-stock. Refer to Cylinder section for full details.



Era 225 & 325 Euro Deadcase

Mechanism : Euro cylinder
 Case Size : 65mm & 77mm
 Backset : 44mm & 56mm
 Case Finish : Silver
 Forend Finish : Polished brass or satin chrome
 Packed Quantity : 1



L12457

FEATURES

- The Era Euro Pro-Fit offers total versatility allowing for most Euro Profile locking cylinders.
- Ideal for replacing most existing door locks with minimal change to existing fittings.
- The lock has hardened steel rollers in the bolt to resist hacksawing.

OPERATION

- Dead bolt is locked or unlocked by key outside key, or turn on inside.
- Depending on which type of cylinder used.

	65mm	77mm
Case Depth	65	77
Backset	44	56
Case Height	86	86
Forend Length	134	134
Forend Width	25	25

PRODUCT CODES

L12457 - 65mm PB Boxed
 L12458 - 65mm SC Boxed
 L12459 - 77mm PB Boxed
 L12460 - 77mm SC Boxed

ASSOCIATED PRODUCTS

Rebates

L12255
 L12256
 L12257
 L12288



Union 3C10 Euro Deadcase

Mechanism : Euro cylinder
 Case Size : 73mm
 Case Finish : Silver
 Forend Finish : Satin chrome
 Masterkeyed : N/A
 Packed Quantity : 1



L2604

OPERATION

- Deadbolt is locked or unlocked by euro profile single cylinder, double cylinder or cylinder & turn.

Case Width	73
Backset	44
Case Height	123
Forend Length	178
Forend Width	25

PRODUCT CODES

L2604 - 73mm SC Boxed

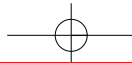
RELATED PRODUCTS

REBATES

523 - 13mm SC
 7522 - 13mm PB
 515 - 19mm SC
 531 - 19mm PB
 517 - 25mm SC
 538 - 25mm PB

CYLINDERS

Keyed alike and masterkeyed cylinders available ex-stock. Refer to Cylinder section for full details.



Mortice Locks & Latches Deadlocks



Union 3C14 Euro Deadcase


Mechanism : Euro cylinder
 Case Size : 67mm
 Case Finish : Gold
 Forend Finish : Brass or satin chrome
 Keys Supplied : 3
 Keyed Alike : In-house
 Differs : 100,000 +
 Packed Quantity : Boxed - 1 visi - 5

FEATURES

- Supplied complete with 6 pin euro profile double cylinder and security roses.
- Extra long deadbolt has 20mm throw.
- Extended box strike for additional strength.

OPERATION

- Deadbolt is locked or unlocked from either side by key using euro profile 6 pin double cylinder.



L6066

Case Width	67
Backset	40
Case Height	76
Forend Length	153
Forend Width	25

PRODUCT CODES

L6066 - 67mm PB Boxed
 L6067 - 67mm SC Boxed
 L6060 - 67mm PB C/W KD Cylinder Boxed
 L6061 - 67mm SC C/W KD Cylinder Boxed

RELATED PRODUCTS

REBATES

L6069 - Security Rose SC
 L6068 - Security Rose PB

BLANKS

4950 - K727 Genuine
 1288 - CHU6 Copy

CYLINDERS

Keyed alike and masterkeyed cylinders available ex-stock. Refer to Cylinder section for full details.



Union JL2C22 DIN Euro Deadcase

Mechanism : Euro Cylinder
 Case Size : 83
 Case Finish : Black
 Forend Finish : Stainless steel
 Packed Quantity : 1

FEATURES

- 20mm throw when key turned twice.
- Reversible latch bolt.
- Pierced to accept bolt through furniture.

OPERATION

- The deadbolt is thrown by the cylinder (whichever is chosen) inside or out.



L14601

Case Width	83
Backset	55
Case Height	165
Forend Length	235
Forend Width	24

PRODUCT CODES

L14601 - 85mm SS KD Boxed - Radius
 L14600 - 85mm SS KD Boxed - Square

STANDARDS

- Tested to BS EN 12209 - 2003
- EN 1634-1 assessed on 60 minute timber fire doors
- EC Certificate No. 0832-CPD-6040
- Assists in fulfilling duties under time (DDA)



Union L2144E Euro Deadcase

Mechanism : Euro profile cylinder
 Case Size : 67mm & 80mm
 Case Finish : Red
 Forend Finish : Satin chrome & polished brass
 Packed Quantity : 1

FEATURES

- 20mm deadbolt.
- Security box striking plate.

OPERATION

- Deadbolt locked by key from outside and key and turn inside, depending on which cylinder is used.

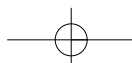


L12487

	67mm 80mm	
Case Width	67	80
Backset	44	57
Case Height	71	71
Forend Length	144	144
Forend Width	26	26

PRODUCT CODES

L12487 - 67mm PL Boxed
 L12489 - 67mm SC Boxed
 L12490 - 80mm PL Boxed
 L12488 - 80mm SC Boxed



Mortice Locks & Latches Deadlocks



Union L2149 Euro Deadcase

Mechanism : Euro cylinder
 Case Sizes : 64mm & 76mm
 Case Finish : Enamelled silver
 Forend Finish : Brass or satin chrome
 Packed Quantity : 10

OPERATION

- Deadbolt is locked or unlocked by euro profile single cylinder, double cylinder or cylinder & turn.



L5096

	64mm	75mm
Case Depth	64	75
Backset	44	57
Case Height	108	108
Forend Length	152	152
Forend Width	25	25

PRODUCT CODES

L5096 - 64mm PL KD Bagged
 L5095 - 64mm SC KD Bagged
 L5094 - 75mm PL KD Bagged
 L5093 - 75mm SC KD Bagged

RELATED PRODUCTS REBATES (REVERSIBLE)

3497 - 13mm SC
 3499 - 19mm SC
 3500 - 25mm SC

CYLINDERS

Keyed alike and masterkeyed cylinders available ex-stock. Refer to Cylinder section for full details.



Willenhal Locks M5 Euro Deadcase

Mechanism : Euro cylinder
 Case Sizes : 50mm
 Case Finish : Blue
 Forend Finish : Satin chrome
 Packed Quantity : 1

FEATURES

- Ideal for use in metal doors with narrow stiles.

OPERATION

- Deadbolt is locked or unlocked by euro profile single cylinder, double cylinder or cylinder & turn.



L5279

Case Width	50
Backset	32
Case Height	108
Forend Length	152
Forend Width	25

PRODUCT CODES

L5279 - 50mm SAA Boxed

CYLINDERS

Keyed alike and masterkeyed cylinders available ex-stock. Refer to cylinders section for full details.



Yale 3120 Euro Deadcase

Mechanism : Euro cylinder
 Case Sizes : 64mm & 75mm
 Case Finish : Dark metallic grey
 Forend Finish : Brass or stainless steel
 Keys Supplied : 3
 Keyed Alike : In-house
 Differs : 100,000 +
 Packed Quantity : 1

FEATURES

- Supplied c/w 6 pin euro profile double cylinder and security roses.

OPERATION

- Deadbolt is locked or unlocked from either side by key using euro profile 6 pin double cylinder.



L3512

	64mm	75mm
Case Depth	64	75
Backset	45	57
Case Height	70	70
Forend Length	144	144
Forend Width	25	25

PRODUCT CODES

L3512 - 64mm PB Boxed
 L3510 - 64mm SS Boxed
 L3513 - 75mm PB Boxed
 L3511 - 75mm SS Boxed

RELATED PRODUCTS REBATES (REVERSIBLE)

L4510 - 13mm SC
 L4509 - 13mm PL

BLANKS

L5860 - 11 BSI Genuine
 6480 - YA5 Copy

Mortice Locks & Latches Deadlocks



Yale 3220 Euro Deadcase

Mechanism : Euro cylinder
 Case Sizes : 64mm & 75mm
 Case Finish : Grey
 Forend Finish : Brass or stainless steel
 Packed Quantity : 1

FEATURES

- Supplied c/w matching euro escutcheons on plates.

OPERATION

- Deadbolt is locked or unlocked by euro profile single cylinder, double cylinder or cylinder & turn.



9867

	64mm	75mm
Case Depth	64	75
Backset	45	57
Case Height	70	70
Forend Length	121	121
Forend Width	25	25

PRODUCT CODES

9867 - 64mm PB Boxed
 9865 - 64mm SS Boxed
 9868 - 75mm PB Boxed
 9866 - 75mm SS Boxed

CYLINDERS

Keyed alike and masterkeyed cylinders available ex-stock. Refer to Cylinder section for full details.



Era BS07 263 & 363 Fortress Deadlock


Mechanism : Euro double cylinder
 Case Size : 64mm & 76mm
 Case Finish : Red
 Forend Finish : Polished brass or satin chrome
 Keys Supplied : 2
 Keyed Alike : In-house
 Masterkeyed : N/A
 Differs : 1000
 Packed Quantity : 1

FEATURES

- Supplied with cylinder.
- BS3621:2007 standard meets the exacting demands of insurance companies and the Police.
- Higher security levels delivered by a 20mm bolt throw on every lock.

OPERATION

- Dead bolt is locked or unlocked by key outside key, or turn on inside.
- Depending on which type of cylinder used.



L16241

BS07

	64mm	76mm
Case Depth	64	76
Backset	44	56
Case Height	89	89
Forend Length	134	134
Forend Width	26	26

PRODUCT CODES

L16241 - 64mm SC KD Boxed
 L16243 - 76mm SC KD Boxed

ASSOCIATED PRODUCTS Rebates

L14955 - 13mm Brass 426-31
 L14957 - 13mm Satin 426-51
 L14958 - 25mm Brass 427-31
 L15959 - 25mm Satin 427-51



Era BS07 333-51 Euro Deadlock


Mechanism : Euro key & turn cylinder
 Case Size : 76mm
 Backset : 56mm
 Case Finish : Red
 Forend Finish : Satin chrome
 Packed Quantity : 1

FEATURES

- Complies to BS8621:2004.
- Supplied with cylinder.
- Keyless lever on the inside of the door ensures its possible to make an emergency escape in the event of a fire.
- Especially relevant for entrance doors in multi-residential and other buildings.

OPERATION

- Dead bolt is locked or unlocked by key outside key, or turn on inside.
- Depending on which type of cylinder used.



L16592

BS07

Case Width	76
Backset	56
Case Height	89
Forend Length	134
Forend Width	26

PRODUCT CODES

L16592 - 76mm SC Boxed

Mortice Locks & Latches Deadlocks



Ingersoll BS04 SC110 London Line Hook Bolt

Mechanism : Euro cylinder
 Case Size : 81mm
 Backset : 60mm
 Case Finish : Silver
 Forend Finish : Polished & laquered or chrome plated
 Packed Quantity : 1



FEATURES

- Hook bolt locked or unlocked by key from either side.

OPERATION

- Cylinder and key protected by patent 6 pin drill resistant cylinder maximum security differs.
- Key registration system.
- Hook bolt to prevent door being spread.

Case Width	81
Backset	60
Case Height	95
Forend Length	190
Forend Width	28

PRODUCT CODES

L14793 - 60mm CP Boxed
 L14792 - 60mm PL Boxed



Union BS07 212441E Euro Deadlock

Mechanism : Euro profile cylinder
 Case Size : 64mm & 80mm
 Backset : 45mm & 57.5mm
 Case Finish : Red
 Forend Finish : Satin chrome & polished & lacquered
 Keyed Alike : In-house
 Packed Quantity : 1



FEATURES

- 20mm deadbolt.

OPERATION

- Deadbolt locked or unlocked by key from both sides.

	64mm	80mm
Case Depth	64	80
Backset	45	57.5
Case Height	70	70
Forend Length	144	144
Forend Width	30	30

PRODUCT CODES

L12611 - 64mm PL KD Boxed
 L12609 - 64mm SC KD Boxed
 L12610 - 80mm PL KD Boxed
 L12608 - 80mm SC KD Boxed

Cylinder - Euro /Oval



Union L2170 Euro / Oval Deadcase

Mechanism : Oval or Euro cylinder
 Case Size : 94mm
 Case Finish : Gold enamel
 Forend Finish : Satin chrome
 Packed Quantity : 1



FEATURES

- Fully interchangeable with oval and euro profile cylinders.

OPERATION

- Deadbolt is locked or unlocked by either oval or euro profile single cylinder, double cylinder or cylinder & turn

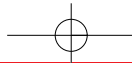
Case Width	94
Backset	60
Case Height	165
Forend Length	234
Forend Width	27

PRODUCT CODES

L9910 - 94mm SC KD Boxed

CYLINDERS

Keyed alike and masterkeyed cylinders available ex-stock. Refer to Cylinder section for full details.



Mortice Locks & Latches Deadlocks

Cylinder - Oval

CISA Cisa 44210 Oval Deadcase

Mechanism : Small oval cylinder
 Case Size : 30mm
 Case Finish : Zinc plated
 Forend Finish : Satin nickel
 Masterkeyed : In-house
 Packed Quantity : 1

FEATURES

- Suitable for metal doors with very narrow stile.

OPERATION

- Deadbolt is locked or unlocked from either side by a small oval profile double cylinder such as Cisa 08210-02.



8403

Case Width	30
Backset	16
Case Height	100
Forend Length	158
Forend Width	20

PRODUCT CODES

8403 - 30mm NP KD Boxed

ASSOCIATED PRODUCTS

9155 - 08210-02 Cyl. NP
 4408 - 08210-02 Cyl. PB

ERA Era 223 & 323 Oval Deadcase

Mechanism : Oval cylinder
 Case Size : 65mm & 77mm
 Backset : 44mm & 56mm
 Case Finish : Silver
 Forend Finish : Polished brass or satin chrome
 Packed Quantity : 1

OPERATION

- Deadbolt is locked or unlocked by an oval single cylinder, double cylinder or cylinder and turn.



L17454

	65mm	77mm
Case Depth	65	77
Backset	44	56
Case Height	86	86
Forend Length	134	134
Forend Width	25	25

PRODUCT CODES

L17454 - 65mm PB Boxed
 L17455 - 65mm SC Boxed
 L17456 - 77mm PB Boxed
 L17457 - 77mm SC Boxed

ASSOCIATED PRODUCTS

REBATES

L12255
 L12256
 L12257
 L12258

UNION Union L2141 Oval Deadcase

ASSA ABLOY

Mechanism : Oval cylinder
 Case Sizes : 64mm & 76mm
 Case Finish : Enamelled silver
 Forend Finish : Brass or satin chrome
 Packed Quantity : 10

OPERATION

- Deadbolt is locked or unlocked by oval profile single cylinder, double cylinder or cylinder & turn.



3255

	64mm	76mm
Case Depth	64	76
Backset	44	57
Case Height	108	108
Forend Length	152	152
Forend Width	25	25

PRODUCT CODES

L313 - 64mm PL KD Bagged
 3251 - 64mm SC Bagged
 10248 - 75mm PL Bagged
 3255 - 75mm SC Bagged

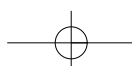
ASSOCIATED PRODUCTS

REBATES (REVERSIBLE)

3497 - 13mm SC
 3499 - 19mm SC
 3500 - 25mm SC

CYLINDERS

Keyed alike and masterkeyed cylinders available ex-stock. Refer to Cylinder section for full details.



Mortice Locks & Latches Deadlocks



Union L2153 Oval Deadcase

Mechanism : Oval cylinder
 Case Size : 32mm
 Case Finish : Enamelled silver
 Forend Finish : Satin chrome
 Packed Quantity : 1

FEATURES

- Ideal for use in metal doors with narrow stiles.

OPERATION

- Deadbolt is locked or unlocked by oval profile single cylinder, double cylinder or cylinder & turn.



3236

Case Width	32
Backset	16.5
Case Height	108
Forend Length	152
Forend Width	25

PRODUCT CODES

3236 - 32mm SC Bagged

CYLINDERS

Keyed alike and masterkeyed cylinders available ex-stock. Refer to Cylinder section for full details.



Union L2161 Oval Deadcase

Mechanism : Oval cylinder
 Case Size : 65mm & 77mm
 Case Finish : Grey
 Forend Finish : Satin chrome
 Packed Quantity : 1

FEATURES

- Oval small case deadlock.

OPERATION

- Deadbolt is locked or unlocked by key outside, and key or turn inside. Depending on which cylinder is used.



L11251

	65mm	77mm
Case Depth	65	77
Backset	44.5	57
Case Height	70	70
Forend Length	120.5	120.5
Forend Width	25.5	25.5

PRODUCT CODES

L11251 - 65mm SC Boxed
 L11252 - 77mm SC Boxed

ASSOCIATED PRODUCTS

REBATES

3328
 3329
 3331

Detainer



Union 3GI10 Detainer Deadlock

Mechanism : 5 detainer
 Case Size : 73mm
 Case Finish : Silver
 Forend Finish : Brass or satin chrome
 Keys Supplied : 2
 Keyed Alike : Ex-stock & In-house
 Masterkeyed : Limited in-house or works
 Differs : 25,000
 Packed Quantity : 1

FEATURES

- It can be supplied with micro-switches for use with alarm systems.
- Supplied c/w matching escutcheons.

OPERATION

- Deadbolt is locked or unlocked by key from either side.



10292

Case Width	73
Backset	44
Case Height	122
Forend Length	178
Forend Width	25

PRODUCT CODES

10292 - 73mm PB KA Boxed
 199 - 73mm PB KD Boxed
 202 - 73mm SC KA Boxed
 200 - 73mm SC KD Boxed
 207 - 73mm SC KD DPMS Boxed
 204 - 73mm SC KD SPMS Boxed

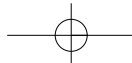
ASSOCIATED PRODUCTS

REBATES

523 - 13mm SC
 7522 - 13mm PB
 515 - 19mm SC
 531 - 19mm PB
 517 - 25mm SC
 538 - 25mm PB
 L8798 - Detainers & Keys
 3127 - Detainers & Keys KA
 3687 - P230W Curtain

BLANKS

3693 - K521 Genuine
 7127 - CHL Copy



Mortice Locks & Latches Deadlocks



Union 3GI35 Detainer Deadlock

Mechanism : 5 detainer
 Case Size : 73mm
 Case Finish : Silver
 Forend Finish : Satin chrome
 Keys Supplied : 3
 Keyed Alike : In-house (max 3 keys total)
 Masterkeyed : Works
 Differs : 74,000
 Packed Quantity : 1



209

FEATURES

- Special key profile available only from Chubb.
- Not interchangeable with other detainer range locks.
- Double pole micro-switch version available to special order.
- Supplied c/w matching escutcheons

OPERATION

- Deadbolt is locked or unlocked by key from either side.

Case Width	73
Backset	44
Case Height	122
Forend Length	178
Forend Width	25

PRODUCT CODES

209 - 73mm SC KD Boxed

ASSOCIATED PRODUCTS REBATES

523 - 13mm SC
 7522 - 13mm PB
 515 - 19mm SC
 531 - 19mm PB
 517 - 25mm SC
 538 - 25mm PB



Union 3G220 Lever Deadlock

Mechanism : 5 lever
 Case Sizes : 54mm
 Case Finish : Silver
 Forend Finish : Brass or satin chrome
 Keys Supplied : 2
 Keyed Alike : In-house
 Masterkeyed : N/A
 Differs : 1,000 +
 Packed Quantity : Boxed - 1 visi - 5



192

FEATURES

- Ideal for doors with narrow stile (eg. glazed & French doors).
- Extra long 20mm bolt throw.
- Supplied c/w matching escutcheons.

OPERATION

- Deadbolt is locked or unlocked by key from either side.

Case Width	54
Backset	36
Case Height	131
Forend Length	180
Forend Width	25

PRODUCT CODES

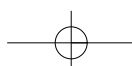
192 - PB KD Boxed
 10023 - SC KD Boxed

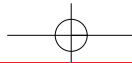
CURTAIN

2314 - Curtain

BLANK

7127 - CHL Copy
 3693 - K521 Genuine





Mortice Locks & Latches Deadlocks

Sliders

BRAMAH Bramah MD27 Deadlock

- Mechanism : 7 slides
- Case Size : 60mm
- Case Finish : Nickel brass
- Forend Finish : Nickel
- Keys Supplied : 2 (registered)
- Keyed Alike : Works
- Masterkeyed : Works
- Differs : 500,000 +
- Packed Quantity : 1
- Note : Stocked at London branch only



PRODUCT CODES
2098 - 60mm NP KD Boxed

FEATURES

- Standard deadlock for doors with 12.5mm (1/2") stop.

OPERATION

- Deadbolt is locked or unlocked by key from either side.

Case Width	60
Backset	40
Case Height	82
Forend Length	234
Forend Width	25

BRAMAH Bramah NS27M Deadlock

- Mechanism : 7 slides
- Case Size : 43mm
- Case Finish : Nickel brass
- Forend Finish : Nickel
- Keys Supplied : 2 (registered)
- Keyed Alike : Works
- Masterkeyed : Works
- Differs : 500,000 +
- Packed Quantity : 1
- Note : Stocked at London branch only



PRODUCT CODES
2115 - 43mm NP KD Boxed

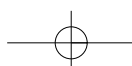
FEATURES

- Ideal for narrow stile metal doors (eg. retail shop-fronts etc)

OPERATION

- Deadbolt is locked or unlocked by key from either side.

Case Width	43
Backset	22
Case Height	121
Forend Length	170
Forend Width	25



Mortice Locks & Latches Escape Locks

3 Lever



Union 21572 3 Lever Escape Deadlock

Mechanism : 3 Lever
 Case Size : 76mm
 Follower : 8mm
 Case Finish : Enamelled silver
 Forend Finish : Brass or satin chrome
 Keys Supplied : 2
 Keyed Alike : In-house
 Masterkeyed : N/A See 21672
 Differs : 36
 Packed Quantity : 5



PRODUCT CODES

L5556 - 75mm PL KD Bagged
 3311 - 75mm SC KD Boxed

ASSOCIATED PRODUCTS

REBATES Works (To Order)

4028 - 5203 Turn Knob SC
 4026 - 5203 Turn Knob PL
 2028 - 8070 Cover & Turn
 10136 - 8070/1 Dome Only

BLANKS

4219 - KB436 Genuine
 ASI 1041 - Copy

FEATURES

- This lock can also be used in conjunction with emergency exit covered turn such as Union 8070.

OPERATION

- Deadbolt is locked or unlocked by key outside and turn (such as Union 5203) inside.

Case Width	76
Backset	57
Case Height	108
Centres	57
Forend Length	152
Forend Width	25

6 Lever



Union 4K-3WH 6 Lever Escape Deadlock

Mechanism : 6 lever
 Case Size : 78mm
 Follower : 5mm
 Case Finish : Silver
 Forend Finish : Stainless steel
 Keys Supplied : 2
 Keyed Alike : Works
 Masterkeyed : Works
 Differs : 3,000
 Packed Quantity : 10
 Handing : Right hand illustrated



PRODUCT CODES

10438 - 78mm LH Bagged
 10439 - 78mm RH Bagged

BLANKS

ASI 1058 - Copy

FEATURES

- Not reversible, hand must be stated when ordering.
- Supplied c/w turn snib and escutcheon

OPERATION

- Deadbolt is locked or unlocked by key outside and turn snib inside.

Note: See Deadlock section for dimension key.

Case Width	78
Backset	51
Case Height	122
Forend Length	177
Forend Width	27

Mortice Locks & Latches Escape Locks

Cylinder - Euro



Pickersgill-Kaye L8215-000A Euro Escape Deadcase

Mechanism : Euro cylinder
 Case Size : 77mm
 Case Finish : Bright zinc
 Forend Finish : Brass
 Masterkeyed : Ex-works
 Packed Quantity : 1

FEATURES

- The breakglass unit can be fitted to either or both sides of a door.
- Micro-switched version available to order.
- Supplied as lock body and one breakglass unit only.
- Cylinders and escutcheons must be ordered separately.

OPERATION

- Deadbolt is locked or unlocked by key inside (using euro profile single cylinder) or key either side (using euro profile double cylinder). For emergency use, a push pad operates the breakglass unit, automatically withdrawing the bolt.

Note: See Deadlock section for dimension key.



7791

Case Width	77
Backset	49
Case Height	102
Forend Length	152
Forend Width	25

PRODUCT CODES

7791 - 76mm Boxed

ASSOCIATED PRODUCTS REBATES

7537 - L8130-060-B Spare Glass for Push Pad Type
 7538 - L8130G Spare Glass Hammer Type



Union 21492 Euro Escape Deadlock

Mechanism : Euro cylinder
 Case Size : 76mm
 Follower : 8mm
 Case Finish : Enamelled silver
 Forend Finish : Satin chrome
 Keys Supplied : 3
 Keyed Alike : In-house
 Masterkeyed : Works
 Packed Quantity : 1

FEATURES

- This lock can also be used in conjunction with emergency exit covered turn such as Union 8070.
- C/W 2x20 cylinders

OPERATION

- Deadbolt is locked or unlocked by single euro profile cylinder outside and turn (such as Union 5203) inside.



L5104

Case Depth	76
Backset	57
Case Height	108
Centres	48
Forend Length	152
Forend Width	25

PRODUCT CODES

L5104 - 76mm SC Case Only Boxed
 L5105 - 76mm SC KD Boxed

RELATED PRODUCTS REBATES Works (To Order)

4028 - 5203 Turn Knob SC
 4026 - 5203 Turn Knob PL
 2028 - 8070 Cover & Turn
 10136 - 8070/1 Dome Only

BLANKS

4035 - KB502B Genuine
 6228 - UNI3 Copy

CYLINDERS

Keyed alike and masterkeyed cylinders available ex-stock. Refer to Cylinder section for full details.

Mortice Locks & Latches Escape Locks



Union JL2C26 DIN Euro Escape Deadcase

Mechanism : Euro cylinder
 Case Size : 83mm
 Follower : 8mm split
 Case Finish : Black
 Forend Finish : Stainless steel
 Packed Quantity : 1

FEATURES

- Modular case range.
- Easily reversible stainless steel latch bolt and escape.
- Available with radiused or square forend strike.

OPERATION

- European style casing which accommodates most euro profile cylinders.
- Single throw deadbolt gives 16mm projection when key is turned once.
- Latch bolt withdrawn by sprung lever handle from both sides.



L14606

Case Depth	83
Backset	55
Case Height	165
Centres	72
Forend Length	235
Forend Width	24

PRODUCT CODES

L14606 - 85mm SS KD Radius Boxed
 L14607 - 85mm SS KD Square Boxed

STANDARDS

- Tested to BS EN 12209: 2003
- EN 1634-1 assessed for use on 60 minutes timber fire doors
- EC Certificate number: 0832-CPD-6048
- Assists in fulfilling duties required under the Disability Discrimination Act (DDA)



Union L22440 Euro Escape Sashcase

Mechanism : Euro cylinder
 Case Size : 76mm
 Follower : 8mm
 Case Finish : Green
 Forend Finish : Brass or satin chrome
 Packed Quantity : 1
 Handing : Right hand illustrated
 Note: See handing chart

FEATURES

- Not reversible, hand must be stated when ordering.
- Suitable for use with unsprung lever handles.

OPERATION

- Deadbolt is locked or unlocked by turn inside and key outside (using 2x19 key & turn cylinder) or key either side (using 2x18 double cylinder).
- Latchbolt is withdrawn by lever handle from either side. Both deadbolt and latchbolt are withdrawn simultaneously by inside lever handle.
- Split follower function.



L6884

Case Depth	76
Backset	57
Case Height	108
Centres	48
Forend Length	176
Forend Width	25

PRODUCT CODES

L6884 - 76mm PL LH In Boxed
 L6881 - 76mm PL LH Out Boxed
 L6882 - 76mm PL RH In Boxed
 L6878 - 76mm PL RH Out Boxed
 L6885 - 76mm SC LH In Boxed
 L6880 - 76mm SC LH Out Boxed
 L6883 - 76mm SC RH In Boxed
 L6879 - 76mm SC RH Out

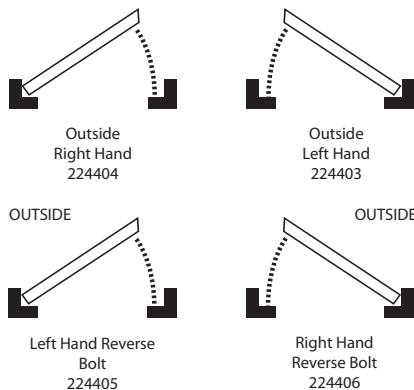
RELATED PRODUCTS REBATE (REVERSIBLE)

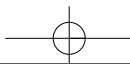
L8290 - 13mm SC
 L8291 - 13mm PL
 L8292 - 19mm SC
 L8294 - 25mm SC

L8193 - 630-15-3 AS Furniture R/H
 L8192 - 630-15-3 AS Furniture L/H
 L8195 - 630-15-3 AG Furniture R/H
 L8194 - 630-15-3 AG Furniture L/H

CYLINDERS

Keyed alike and masterkeyed cylinders available ex-stock. Refer to Cylinder section for full details.





Mortice Locks & Latches Escape Locks



Union L224402 Euro Escape Sashcase

- Mechanism : Euro cylinder
- Case Size : 76mm
- Follower : 8mm
- Case Finish : Green
- Forend Finish : Brass or satin chrome
- Packed Quantity : 1
- Handing : Right hand illustrated
- Note: See handing chart



L6884

FEATURES

- Not reversible, hand must be stated when ordering.
- Suitable for use with unsprung lever handles.

OPERATION

- Deadbolt is locked or unlocked by turn inside and key outside (using 2x19 key & turn cylinder) or key either side (using 2x18 double cylinder). Latchbolt is withdrawn by lever handle inside and key outside. Both deadbolt and latchbolt are withdrawn simultaneously by inside lever handle.

Case Depth	76
Backset	57
Case Height	108
Centres	48
Forend Length	176
Forend Width	25

PRODUCT CODES

- L6887 - 76mm SC R/H
- L6886 - 76mm SC L/H
- L6888 - 76mm PL R/H
- L6889 - 76mm PL L/H

ASSOCIATED PRODUCTS

REBATES

- L8290 - 13mm SC
- L8291 - 13mm PL
- L8292 - 19mm SC
- L8294 - 25mm SC

- L8197 - 630-16-3 AS Furniture R/H
- L8196 - 630-16-3 AS Furniture L/H
- L8199 - 630-16-3 AG Furniture R/H
- L8198 - 630-16-3 AG Furniture L/H


CYLINDERS

Keyed alike and masterkeyed cylinders available ex-stock. Refer to Cylinder section for full details.



Union 21412 Oval Escape Sashlock

- Mechanism : Oval cylinder
- Case Size : 76mm
- Follower : 8mm
- Case Finish : Enamelled silver
- Forend Finish : Satin chrome
- Keys Supplied : 3
- Keyed Alike : In-house
- Packed Quantity : 1



1795

FEATURES

- This lock can also be used in conjunction with emergency exit covered turn such as Union 8070.

OPERATION

- Deadbolt is locked or unlocked by single oval profile cylinder outside and turn (such as Union 5203) inside. C/W 2x8 cylinders

Case Depth	76
Backset	57
Case Height	108
Centres	48
Forend Length	152
Forend Width	25

PRODUCT CODES

- 1795 - 75mm SC Case Only Boxed
- 3271 - 75mm SC KD Boxed

ASSOCIATED PRODUCTS

REBATES

- 4028 - 5203 Turn Knob SC
- 4026 - 5203 Turn Knob PL
- 2028 - 8070 Cover & Turn
- 10136 - 8070/I Dome Only

BLANKS

- 4035 - KB502B Genuine
- 6228 - UNI3 Copy

CYLINDERS

Keyed alike and masterkeyed cylinders available ex-stock. Refer to Cylinder section for full details.



Union 8070 & 8071 Emergency Exit Dome & Turn

- Rose Diameter : 65mm
- Dome Projection : 47mm
- Spindle Diameter : 8mm
- Lever Finish : Aluminium (AS)
- Packed Quantity : Boxed - 1



2028

FEATURES

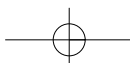
- Designed for use with mortice escape deadlocks such as Union 21572.
- Supplied c/w self adhesive vinyl sign and fixing screws.

OPERATION

- In the event of an emergency, access to the turn lever can be gained by breaking the clear plastic dome cover.

PRODUCT CODES

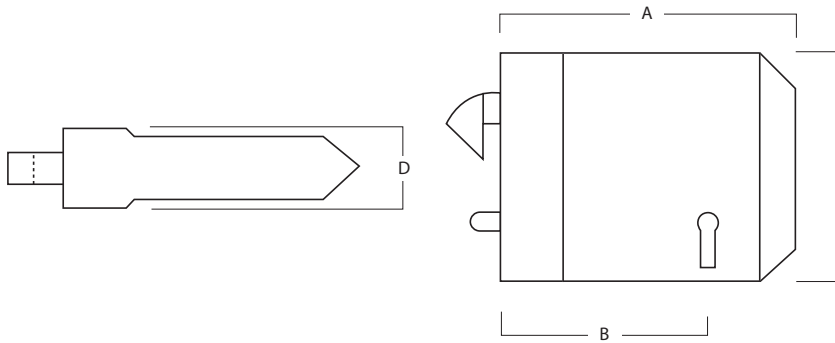
- 2028 - Dome & Turn
- 10136 - Dome Only
- L14365 - Profile Cylinder





Mortice Locks & Latches Gate Locks

Gate Locks



- KEY**
A Case Depth
B Backset
C Case Height
D Case Thickness

5 Lever



Willenhall Locks G10 5 Lever Gatelock

- Mechanism : 5 lever
- Case Size : 68mm
- Case Finish : Satin brass
- Keys Supplied : 2
- Keyed Alike : Works
- Masterkeyed : Works
- Differs : 100 standard
- Packed Quantity : 1



PRODUCT CODES
 4829 - 68mm SB KD

ASSOCIATED PRODUCTS
 ASI1123 - No.1 Boswick

FEATURES

- Optional steel locking box available.

OPERATION

- Hookbolt is locked or unlocked by key from either side.
- 'Steady' bolt prevents the gate being lifted to release the hook.

Case Width	68
Backset	38
Case Height	110
Case Thickness	18



Willenhall Locks G14 5 Lever Gatelock

- Mechanism : 5 lever
- Case Size : 96mm
- Case Finish : Brass
- Keys Supplied : 2
- Keyed Alike : Works
- Masterkeyed : Works
- Differs : 100 standard
- Packed Quantity : 1



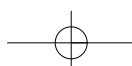
PRODUCT CODES
 10341 - 96mm SB KD

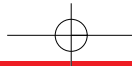
ASSOCIATED PRODUCTS
 ASI1123 - No.1 Boswick

OPERATION

- Hookbolt is released by thumbtrigger from either side and deadlocked by key from either side.

Case Width	96
Backset	53
Case Height	101
Case Thickness	19





Mortice Locks & Latches Gate Locks

Willenhal Locks G17 5 Lever Gatelock

Mechanism : 5 lever
 Case Size : 60mm
 Case Finish : Brass
 Keys Supplied : 2
 Keyed Alike : Works
 Masterkeyed : Works
 Differs : 100 standard
 Packed Quantity : 1
 Fixing Centres : 132mm



4438

FEATURES

- Optional steel locking box available.

OPERATION

- Hookbolt is locked or unlocked by key from either side.
- 'Steady' bolts, located top and bottom, prevent the gate being lifted to release the hook.

Case Depth	60
Backset	32
Case Height	108
Case Thickness	18

PRODUCT CODES

4438 - 60mm SB KD

NOTES:

Stocked at London Branch Only

BLANKS

AS11123 - No.1 Boswick

Willenhal Locks G19 5 Lever Gatelock

Mechanism : Trigger action gate lock
 Case Size : 5 lever
 Case Finish : 60mm
 Keys Supplied : Brass
 Keyed Alike : 2
 Masterkeyed : Works
 Differs : Works
 Packed Quantity : 100 standard
 Fixing Centres : 1



10343

FEATURES

- Optional steel locking box available.

OPERATION

- Hookbolt is locked or unlocked by key from either side, and can be deadlocked by key from either side.
- 'Steady' bolts, located top and bottom, prevent the gate being lifted to release the hook.

Case Depth	60
Backset	35
Case Height	108
Case Thickness	18

PRODUCT CODES

10343 60mm SB KD

NOTES:

Stocked at London Branch Only

BLANKS

AS11123 - No.1 Boswick

Willenhal Locks G5 5 Lever Gatelock

Mechanism : 5 lever
 Case Size : 102mm
 Case Finish : Cast brass
 Keys Supplied : 2
 Keyed Alike : Works
 Masterkeyed : Works
 Differs : 100 standard
 Packed Quantity : 1



4828

OPERATION

- Clutchbolt is locked or unlocked by key from either side.
- 'Steady' bolt prevents the gate being lifted to release the hook.

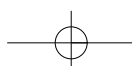
Case Depth	102
Backset	62
Case Height	89
Case Thickness	19

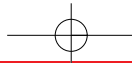
PRODUCT CODES

4828 - 102mm SB KD

NOTES:

AS11052 - 5.5G Copy





Mortice Locks & Latches Gate Locks

WEL Willenhal Locks 98 5 Lever Gatelock

- Mechanism : 5 lever
- Case Size : 68mm
- Case Finish : Brass
- Keys Supplied : 2
- Keyed Alike : Works
- Masterkeyed : Works
- Differs : 100 standard
- Packed Quantity : 1

FEATURES

- Supplied c/w flat strike plate. Optional steel locking box available.

OPERATION

- Hookbolt is locked or unlocked by key from either side.
- 'Steady' bolts, located top and bottom, prevent the gate being lifted to release the hook.



10340

Case Depth	68
Backset	38
Case Height	110
Case Thickness	18

PRODUCT CODES

10340 - KD 68mm

ASSOCIATED PRODUCTS

NOTES:

Stocked at London Branch Only

BLANKS

ASI 1123 - No.1 Boswick

Cylinder - Euro

CISA Cisa 42022 Euro Gatelock

- Mechanism : Euro cylinder
- Case Size : 85mm
- Case Finish : Nickel plated
- Forend Finish : Nickel plated
- Keys Supplied : 3
- Keyed Alike : In-house
- Bolt Projection : Unlocked - 35mm
- Locked - 48mm/60mm
- Packed Quantity : 2

FEATURES

- Bolt can be cut to suit site requirements.
- Supplied c/w Cisa 08510 euro profile double cylinder.

OPERATION

- Deadbolt is locked or unlocked by key from either side using euro profile double cylinder.
- Bolt can be double thrown an extra 12mm by a full turn of the key towards the forend.

Note: See Deadlock section for dimension key.



4326

Case Depth	85
Backset	50
Case Height	95
Case Thickness	160
Forend Length	22

PRODUCT CODES

4326 - 85mm NP KD Bagged

BLANKS

4540 - 01310 Genuine
5287 - CS206 Copy

CYLINDERS

Keyed alike and masterkeyed cylinders available ex-stock. Refer to Cylinder section for full details

CISA Cisa 42111 Euro Gatelock

- Mechanism : Euro cylinder
- Case Size : 58mm
- Case Finish : Nickel plated
- Forend Finish : Nickel plated
- Keys Supplied : 3
- Keyed Alike : In-house
- Bolt Projection : Unlocked - 35mm
- Locked - 48mm/60mm
- Packed Quantity : 2

FEATURES

- Spring loaded bolt can be cut to suit site requirements.
- Supplied c/w Cisa 08510 euro profile double cylinder.

OPERATION

- Bolt is withdrawn by key from either side using euro profile double cylinder.

Note: See Deadlock section for dimension key.



L3963

Case Depth	58
Backset	30
Case Height	95
Case Thickness	160
Forend Length	22

PRODUCT CODES

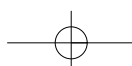
L3963 - KD 58mm

BLANKS

4540 - 01310 Genuine
5287 - CS206 Copy

CYLINDERS

Keyed alike and masterkeyed cylinders available ex-stock. Refer to Cylinder section for full details.



Mortice Locks & Latches Gatelocks & Knobsets

CISA Cisa 42311

- Mechanism : Euro cylinder
- Case Size : 95mm
- Case Finish : Nickel plated
- Forend Finish : Nickel plated
- Keys Supplied : 3
- Keyed Alike : In-house
- Bolt Projection : Thrown - 48mm
- Withdrawn - 35mm
- Deadlocked - 60mm
- Packed Quantity : 2



L268

FEATURES

- Spring loaded bolt can be cut to suit site requirements.
- Supplied c/w Cisa 08510 euro profile double cylinder.

OPERATION

- Bolt is withdrawn by handle from either side or by key from either side using euro profile double cylinder.
- Bolt can be thrown an extra 12mm and deadlocked by a full turn of the key towards the forend.

Note: See Sashlock section for dimension key.

Case Depth	95
Backset	50
Case Height	95
Case Thickness	46
Forend Length	160
Forend Width	22

PRODUCT CODES

L268 - KD 95mm

BLANKS

4540 - 01310 Genuine
5287 - CS206 Copy


CYLINDERS

Keyed alike and masterkeyed cylinders available ex-stock.
Refer to cylinder section for full details.

Dummy

WEISER LOCK Weiser NA12 Beverly Dummy Knob

- Knob Finish : Fixed dummy
- Knob Finish : Polished brass or satin chrome
- Packed Quantity : 1



L5005

OPERATION

- Single fixed knob with 2 wood screws.


Knob Diameter	51
Rose Diameter	67
Knob Projection	60

PRODUCT CODES

L5005 - PB Boxed
L5006 - SC Boxed

WEISER LOCK Weiser NA12 Troy Dummy Knob

- Knob Finish : Brass
- Packed Quantity : 1



L5017

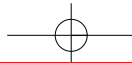
OPERATION

- Single fixed knob with 2 wood screws.

Knob Diameter	49
Knob Diameter	67
Knob Projection	52

PRODUCT CODES

L5017 - PB Boxed



Mortice Locks & Latches Knobsets

Entrance



Era I66 Entrance Knobset

Mechanism : 5 pin
 Case Finish : Chrome plated, electro brass or satin chrome
 Keys Supplied : 2
 Packed Quantity : 1

FEATURES

- Supplied with adjustable latch, 60mm-70mm.

OPERATION

- For use on front or back doors.
- Can be locked from either side.
- Suitable for doors 35mm-45mm thick.



L14844

Knob Diameter	50
Rose Diameter	67
Knob Projection	71
Back Set	60/70

PRODUCT CODES

L14844 - CP KD Visi
 L12904 - EB KD Visi
 L12905 - SC KD Visi



Weiser GAC531B Beverly Entrance Knobset

Knob function : Key and turn button
 Mechanism : 5 pin tumbler
 Case Finish : Zinc plated
 Knob Finish : Polished brass or satin chrome
 Keys : 2
 Keyed Alike : In-house
 Masterkeyed : Limited in-house & works
 Unit Quantity : Single
 Boxed Quantity : 30

FEATURES

- Reversible latchbolt is withdrawn by either knob, except when both knobs are locked by turn button inside or key outside. Both knobs are automatically released by turning key outside or rotating turn button inside.

OPERATION

- Supplied with anti-thrust latch which automatically deadlocks when the door is in the closed position.
- Adjustable backset, 60mm or 70mm
- Suitable for door thickness 35mm - 45mm
- Outside keyed knob treated with the Weiser Brilliance anti tarnish finish.



L5013

Projection	60
Backset	60/70
Knob Diameter	51
Rose Diameter	67
Forend Length	57
Forend Width	25

PRODUCT CODES

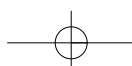
L5013 - PB KD Boxed
 L5014 - SC KD Boxed

ASSOCIATED PRODUCTS

L17371 - 127mm SC Latch
 L17372 - 127mm PB Latch

BLANKS

6327 - WEI1 Copy



Mortice Locks & Latches Leversets & Knobsets

WEISER LOCK Weiser GA53IT Troy Entrance Knobset

Knob function : Fixed dummy
 Mechanism : 5 Jambler
 Case Finish : Single
 Knob Finish : Polished brass
 Keys : 2
 Keyed Alike : In-house
 Masterkeyed : Limited in-house & works
 Unit Quantity : Single
 Boxed Quantity : 30



L5021

FEATURES

- Supplied with anti-thrust latch which automatically deadlocks when the door is in the closed position.
- Adjustable backset, 60mm or 70mm.
- Suitable for door thickness 35mm - 45mm.
- Outside keyed knob treated with the Weiser Brilliance anti tarnish finish.
- Smartkey cylinder.

OPERATION

- Reversible latchbolt is withdrawn by either knob, except when both knobs are locked by turn button inside. Both knobs are automatically released by turning key outside or rotating turn button inside.

Projection	52
Backset	60/70
Knob Diameter	49
Rose Diameter	67
Forend Length	57
Forend Width	25

PRODUCT CODES

L5021 - PB KD Boxed

ASSOCIATED PRODUCTS

L17371 - 127mm SC Latch
 L17372 - 127mm PB Latch

Passage



Era 170 Passage Knobset

Case Size : Chrome plated, electro brass or satin chrome
 Packed Quantity : 1



L14846

FEATURES

- Supplied with adjustable latch 60/70mm.

OPERATION

- Suitable for internal doors.
- Non locking knobset.
- Allows free access at all times.
- Suitable for doors 35-45mm thick.

Knob Diameter	50
Rose Diameter	67
Knob Projection	71
Back Set	60/70

PRODUCT CODES

L14846 - CP KD Visi
 L12908 - EB KD Visi
 L12909 - SC KD Visi

WEISER LOCK GLA101D Lever Set

Lever function : Latch set
 Case Finish : Zinc plated
 Knob Finish : Satin chrome or polished brass
 Unit Quantity : Single
 Boxed Quantity : 20



L14804

FEATURES

- Reversible latchbolt is withdrawn by lever from either side.
- Both levers always free.

OPERATION

- Supplied with plain latch.
- Adjustable backset, 60mm or 70mm.
- Suitable for door thickness 35mm - 45mm.

Backset	60/70
Rose Diameter	67
Forend Length	57
Forend Width	25

PRODUCT CODES

L14804 - PB Boxed
 L14805 - SC Boxed

ASSOCIATED PRODUCTS

L17371 - 127mm SC Latch
 L17372 - 127mm PB Latch

Mortice Locks & Latches Knobsets

WEISER LOCK GAC101B Beverly Passage Knobset

Knob function : Latch set
 Case Finish : Zinc plated
 Knob Finish : Polished brass or satin chrome
 Unit Quantity : Single
 Boxed Quantity : 30

FEATURES

- Supplied with plain latch.
- Adjustable backset, 60mm or 70mm.
- Suitable for door thickness 35mm - 45mm.

OPERATION

- Reversible latchbolt is withdrawn by knob from either side.
- Both knobs always free.



L5009

Projection	60	Rose Diameter	67
Backset	60/70	Forend Length	57
Knob Diameter	51	Forend Width	25

PRODUCT CODES

L5009 - Beverly - PB
 L5010 - Beverly - SC

ASSOCIATED PRODUCTS

L5082 - Latch 60mm - 70mm - PB
 L5081 - Latch 60mm - 70mm - SC
 L17371 - 127mm SC Latch
 L17372 - 127mm PB Latch

WEISER LOCK GA101T Troy Passage Knob Set

Knob function : Latch set
 Case Finish : Zinc plated
 Knob Finish : Polished brass or satin chrome
 Unit Quantity : Single
 Boxed Quantity : 30

FEATURES

- Supplied with plain latch
- Adjustable backset, 60mm or 70mm
- Suitable for door thickness 35mm - 45mm

OPERATION

- Reversible latchbolt is withdrawn by knob from either side.
- Both knobs always free.



L5019

Projection	52	Rose Diameter	67
Backset	60/70	Forend Length	57
Knob Diameter	40	Forend Width	25

PRODUCT CODES

L5019 - Troy - PB

ASSOCIATED PRODUCTS

L5082 - Latch 60mm - 70mm - PB
 L5081 - Latch 60mm - 70mm - SC
 L17371 - 127mm SC Latch
 L17372 - 127mm PB Latch

Privacy



Era 168 Privacy Knobset

Knob function : Bathroom
 Knob Finish : Chrome plated, electro brass or satin chrome
 Unit Quantity : Single
 Boxed Quantity : 6

FEATURES

- Thumb and turn locking from inside and emergency release from outside.

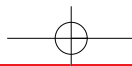


L14845

Projection	71	Rose Diameter	67
Backset	60/70	Forend Length	57
Knob Diameter	50	Forend Width	25

PRODUCT CODES

L14845 - CP KD Visi
 L12906 - EB KD Visi
 L12907 - SC KD Visi



Mortice Locks & Latches Leversets & Knobsets

WEISER LOCK GLA331D Lever Set - Bathroom

Knob function : Bathroom
 Knob Finish : Satin chrome or polished brass
 Unit Quantity : Single
 Boxed Quantity : 20

FEATURES

- Reversible latchbolt is withdrawn by lever from either side.
- Locked with turn button inside.
- Emergency release outside.

OPERATION

- Supplied with plain latch.
- Adjustable backset, 60mm or 70mm.
- Suitable for door thickness 35mm - 45mm.



L14807

Backset	60/70
Rose Diameter	67
Forend Length	57
Forend Width	25

PRODUCT CODES

L14806 - Lever Set - SC
 L14807 - Lever Set - PB

ASSOCIATED PRODUCTS

L5081 - Latch 60mm - 70mm - SC
 L5082 - Latch 60mm - 70mm - PB
 L17371 - 127mm SC Latch
 L17372 - 127mm PB Latch

WEISER LOCK Weiser GAC331B Beverly Privacy Knobset

Mechanism : Bathroom
 Finish : Polished brass or satin
 Unit : chrome
 I - boxed 30

FEATURES

- Reversible latch, thumb and turn inside.

OPERATION

- Emergency release from outside.



L5011

Projection	60	Rose Diameter	67
Backset	60/70	Forend Length	57
Knob Diameter	51	Forend Width	25

PRODUCT CODES

L5011 - PB Boxed
 L5012 - SC Boxed

ASSOCIATED PRODUCTS

L17371 - 127mm SC Latch
 L17372 - 127mm PB Latch

WEISER LOCK GA331T Privacy Knobset

Knob function : Turn button & emergency release
 Case Finish : Zinc plated
 Knob Finish : Polished brass or satin chrome
 Unit Quantity : Single
 Boxed Quantity : 30

FEATURES

- Supplied with plain latch.
- Adjustable backset, 60mm or 70mm.
- Suitable for door thickness 35mm - 45mm.

OPERATION

- Reversible latchbolt is withdrawn by either knob, except when both knobs are locked by turn button inside. Both knobs remain locked until turn button is released or outside knob is freed by operating the emergency release externally.



L5020

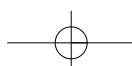
Projection	60	Rose Diameter	67
Backset	60/70	Forend Length	57
Knob Diameter	49	Forend Width	25

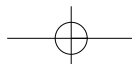
PRODUCT CODES

L5020 - Troy - PB
 L5011 - Beverly - PB
 L5012 - Beverly - SC

ASSOCIATED PRODUCTS

L17371 - 127mm SC Latch
 L17372 - 127mm PB Latch





Mortice Locks & Latches Knobsets & Latches

Store Room

WEISER LOCK GAC581B Beverly Storeroom Knob Set

Knob function : Key and latch set
 Mechanism : 5 pin tumbler
 Case Finish : Zinc plated
 Knob Finish : Polished brass and satin chrome
 Keys : 2
 Keyed Alike : In-house
 Masterkeyed : Limited in-house & works
 Unit Quantity : Single
 Boxed Quantity : 30



L5015

FEATURES

- Supplied with anti-thrust latch which automatically deadlocks when the door is in the closed position.
- Adjustable backset, 60mm or 70mm.
- Suitable for door thickness 35mm - 45mm.
- Outside keyed knob treated with the Weiser Brilliance anti tarnish finish.

OPERATION

- Reversible latchbolt is withdrawn by key from outside and knob inside.
- Outside knob is always fixed, inside knob is always free.

Projection	60
Backset	60/70
Knob Diameter	51
Rose Diameter	67
Forend Length	57
Forend Width	25

PRODUCT CODES

L5015 - PB KD Boxed
 L5016 - SC KD Boxed

ASSOCIATED PRODUCTS

L17371 - 127mm SC Latch
 L17372 - 127mm PB Latch

Flat Pattern



Asec Flat Pattern Mortice Latch

Mechanism : Flat latch
 Case Size : 64mm or 76mm
 Case Finish : Gold
 Forend Finish : Polished brass & nickel plated
 Packed Quantity : 1



ASI068

FEATURES

- Ideal for domestic applications.
- Offer an economic latch for use with sprung lever furniture.

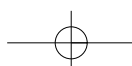
OPERATION

- Latchbolt withdrawn by lever handle from either side.

	64mm	76mm
Case Depth	64	76
Backset	44	60
Case Height	38	38
Forend Length	76	76
Forend Width	22	22

PRODUCT CODES

ASI068 - 64mm NP Visi
 ASI069 - 64mm PB Visi
 ASI070 - 76mm NP Visi
 ASI071 - 76mm PB Visi



Mortice Locks & Latches Latches

Mortice

Briton Briton 5440 DIN Mortice Latch

Mechanism : Mortice lockcase-latch function
 Case Size : 165 x 93 x 15mm
 Backset : 60mm
 Case Finish : Silver
 Forend Finish : Stainless steel
 Packed Quantity : 1 per box

FEATURES

- Single piece rounded forend in grade 316 stainless steel with satin finish simplifies preparation of doors.
- Choice of round or square forend.
- Quick reversible latch for left and right handed doors-no need to dismantle the lockcase allowing quick and trouble free on-site handing.
- CE marked.
- EN 12209.
- Included in a successful time test to EN 1634.
- 5 year warranty.

OPERATION

- From both side the lock can be operated by lever handle to withdraw the latchbolt at all times.
- Smooth action ball bearing follower for 8mm spindle provides smooth lever operation and reduces wear.
- Profiled latch and forend provides positive location and operation.
- 25° follower action for firm positive opening action and with follower springing suitable for heavy furniture.
- Designed to accept bolt through fixings at 38mm centres at the follower.



Case Depth	93
Backset	60
Case Height	165
Forend Length	235
Forend Width	20

PRODUCT CODES

L13629 - 60mm SS Square Boxed

BASTA Gibbons 800 Mortice Latch

Case Sizes : 64mm & 76mm
 Follower : 8mm (two way action)
 Case Finish : Black
 Forend Finish : Nickel plated
 Packed Quantity : 12

OPERATION

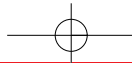
- Latchbolt is withdrawn by lever handle from either side.



	64mm	76mm
Case Depth	64	76
Backset	47	60
Case Height	38	38
Forend Length	73	73
Forend Width	22	22

PRODUCT CODES

I212 - 64mm NP Bagged
 L1217 - 75mm NP Bagged



Mortice Locks & Latches Latches

Legge Legge 3708 & 3709 Mortice Latch

Case Sizes : 64mm
 Follower : 8mm
 Case Finish : Bright zinc
 Forend Finish : Brass or nickel plated
 Packed Quantity : 10

FEATURES

- Pierced to accept bolt through furniture.
- When fitted with Legge No.14 turn, 3709LK can be deadlocked.

OPERATION

- Latchbolt is withdrawn by lever handle from either side.

Note: 3709LK backset for thumbturn = 22mm



7679

	64mm	76mm
Case Depth	64	75
Backset	44	60
Case Height	38	38
Forend Length	76	76
Forend Width	22	22

PRODUCT CODES

- 7679 - 64mm NP Bagged
- 1124 - 64mm PB Bagged
- 7680 - 75mm NP Bagged
- 4951 - 75mm PB Bagged

ASSOCIATED PRODUCTS REBATES

- L1369 - 13mm NP
- 7921 - No.14 Turn SC
- 7922 - No.14 Turn PB



Union 2642 Mortice Latch

Case Sizes : 64mm, 76mm & 102mm
 Follower : 8mm (two way action)
 Case Finish : Bright zinc
 Forend Finish : Brass or chrome
 Packed Quantity : 10

OPERATION

- Latchbolt is withdrawn by lever handle from either side.



3366

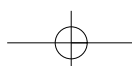
	64mm	75mm	102mm
Case Width	60	76	102
Backset	44	57	82
Case Height	51	51	51
Forend Length	96	96	96
Forend Width	22	22	22

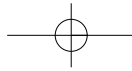
PRODUCT CODES

- 3369 - 102mm CP Bagged
- 10004 - 102mm PB Bagged
- 3366 - 64mm CP Bagged
- L247 - 64mm PB Bagged
- 3367 - 75mm CP Bagged
- L00147 - 75mm PB Bagged

ASSOCIATED PRODUCTS REBATES

- L1369 - 13mm NP
- 7921 - No.14 Turn SC
- 7922 - No.14 Turn PB





Affordability or Quality?


UNION give you both...

Introducing the new Aptus² contract mortice lock range from UNION.

UNION's new modular range of 72mm Euro-profile cylinder mortice locks designed specifically for the contract market are quick and easy to fit with a single piece forend and easily reversible latch. The range includes a sashlock, deadlock, mortice latch and bathroom lock - all of which include a 5 year guarantee.

Practical, stylish and affordable - with the quality and reliability you'd expect from the leaders in mortice locks.

- 60mm backset
- Quick and easy installation
- Easy on-site handing with a quick reversible latch, no need to open the case
- Supplied with an adjustable strike
- The design and construction of the 3 part follower provides a spindle grip feature to reduce rattle and provide a secure operation
- The positive 1° angle of the follower helps to maintain the appearance of the door furniture over time by minimising lever droop
- Suitable for use with unsprung furniture
- Pierced to accept bolt through fixings
- Profiled latch bolt for smooth and positive operation
- Cylinder to latch functionality
- Fixed square or radius forend
- Stainless steel finish
- CE marked and fully tested to EN12209
- Satisfies the recommendations of BS8300 and Approved Document M
- Suitable for use on 60 minute fire doors
- 5 year guarantee
- UNION branded



Aptus²

Affordability - with quality locked in.

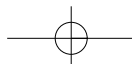
For more information contact UNION, School Street, Willenhall, West Midlands WV13 3PW
Tel: 0845 223 2124 Email: info@uniononline.co.uk Web: www.uniononline.co.uk

UNION

ASSA ABLOY

ASSA ABLOY, the global leader
in door opening solutions





Mortice Locks & Latches Latches



Union 2657 Mortice Latch

Case Sizes : 64mm, 76mm & 102mm
 Follower : 8mm (one way action)
 Case Finish : Enamelled silver
 Forend Finish : Brass or satin chrome
 Packed Quantity : 10

FEATURES

- Pierced to accept bolt through furniture.
- Suitable for use with mortice knobs and unsprung lever handles.

OPERATION

- Reversible latchbolt is withdrawn by lever handle from either side.



9967

	64mm	75mm	102mm
Case Width	64	75	102
Backset	44	57	82
Case Height	108	108	108
Forend Length	152	152	152
Forend Width	25	25	25

PRODUCT CODES

9967 - 102mm PL Bagged
 3385 - 102mm SC Bagged
 9965 - 64mm PL Bagged
 3382 - 64mm SC Bagged
 9966 - 75mm PL Bagged
 3384 - 75mm SC Bagged

ASSOCIATED PRODUCTS

REBATES

3502 - 13mm SC
 9998 - 13mm PL



Union 2670 Mortice Latch


Case Size : 94
 Case Finish : Gold
 Forend Finish : Satin chrome
 Packed Quantity : 1

FEATURES

- Pierced to accept bolt through furniture.
- Latch bolt easily reversed.
- Suitable for sprung or unsprung furniture.

OPERATION

- Operation.
- Latch bolt withdrawn by lever.
- Handle from either side.



L11255

Case Depth	94
Backset	60
Case Height	165
Case Thickness	19
Forend Length	235
Forend Width	27

PRODUCT CODES

L11255 - 94mm SC Boxed



Union 2677 Horizontal Mortice Latch

Case Sizes : 127mm & 152mm
 Follower : 8mm (one way action)
 Case Finish : Enamelled silver
 Forend Finish : Brass or satin chrome
 Packed Quantity : 5

FEATURES

- Pierced to accept bolt through furniture.

OPERATION

- Reversible latchbolt is withdrawn by knob from either side

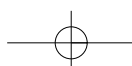


9963

	127mm	152mm
Case Depth	127	152
Backset	102	127
Case Height	70	70
Forend Length	121	121
Forend Width	25	25

PRODUCT CODES

9963 - 127mm PL Bagged
 3388 - 127mm SC Bagged
 9964 - 152mm PL Bagged
 10005 - 152mm SC Bagged



Mortice Locks & Latches Latches



Union 2677 Mortice Latch

Case Sizes : 64mm & 75mm
 Follower : 8mm (one way action)
 Case Finish : Enamelled silver
 Forend Finish : Brass or satin chrome
 Packed Quantity : 10

FEATURES

- Pierced to accept bolt through furniture.
- Suitable for use with unsprung lever handles.

OPERATION

- Reversible latchbolt is withdrawn by lever handle from either side.



3376

	64mm	75mm
Case Depth	64	75
Backset	44	57
Case Height	70	70
Forend Length	120	120
Forend Width	25	25

PRODUCT CODES

- 3378 - 64mm PB Bagged
- 3376 - 64mm SC Bagged
- 3381 - 75mm PB Bagged
- 3377 - 75mm SC Bagged

PRODUCT CODES

- 3335 - 13mm SC
- 8100 - 13mm PL
- 3336 - 19mm SC
- 10216 - 19mm PL
- 3337 - 25mm SC
- 10000 - 25mm PL



Union 2A Waterloo Mortice Latch

Case Size : 70mm
 Follower : 8mm
 Case Finish : Zinc plated
 Forend Finish : Aluminium
 Packed Quantity : 10

OPERATION

- Roller latchbolt is withdrawn by lever handle from either side.



1759

Case Depth	70
Backset	51
Case Height	60
Forend Length	95
Forend Width	22

PRODUCT CODES

- 1759 - 70mm ZP Bagged



Union 2D Waterloo Mortice Locking Latch

Case Sizes : 70mm
 Follower : 8mm (latch)
 Case Finish : Zinc plated
 Forend Finish : Aluminium
 Packed Quantity : 10

FEATURES

- Deadbolt operated by flat bar or 4.5mm square spindle.

OPERATION

- Roller latchbolt withdrawn by lever handle from either side.
- Deadbolt is locked or unlocked by turn from the inside.

Note: See Sashlock section for dimension key.



1766

Case Depth	70
Backset	51
Case Height	102
Forend Length	133
Forend Width	22

PRODUCT CODES

- 1766 - 70mm ZP Bagged

Mortice Locks & Latches Latches



Union J2C23 DIN Mortice Latch

Case Size : 85mm
 Case Finish : Black
 Forend Finish : Stainless steel
 Packed Quantity : 1

FEATURES

- Pierced to accept bolt through furniture.
- Latch bolt easily reversible.
- Suitable for sprung or unsprung furniture up to 0.175kg.

OPERATION

- Latch bolt withdrawn by lever handle from either side.



L14602

Case Depth	85
Backset	55
Case Height	165
Forend Length	235
Forend Width	24

PRODUCT CODES

L14602 - 85mm SS KD Radius Boxed
 L14603 - 85mm SS KD Square Boxed

Tubular



Asec Tubular Latch

Case Size : 64mm or 76mm
 Case Finish : Zinc plated
 Forend Finish : Satin chrome or polished brass
 Packed Quantity : 1

OPERATION

- Latch bolt withdrawn by lever handle from either side.



AS3253

	64mm	76mm
Case Depth	64	76
Backset	44	57
Case Height	22	22
Forend Length	57	57
Forend Width	25	25

PRODUCT CODES

AS3253 - 64mm PB Boxed
 AS3252 - 64mm SC Boxed
 AS3255 - 76mm PB Boxed
 AS3254 - 76mm SC Boxed



Gibbons A-TML Tubular Latch

Case Sizes : 65mm
 Follower : 8mm
 Case Finish : Zinc plated
 Forend Finish : Electro brass
 Packed Quantity : 1

OPERATION

- Latchbolt is withdrawn by lever handle from either side.

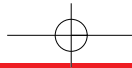


A1071

Case Depth	65
Backset	44
Case Height	22
Forend Length	57
Forend Width	25

PRODUCT CODES

A1071 - 65mm EB Bagged



Mortice Locks & Latches Latches

Legge Legge 3721 & 3722 Tubular Latch

Case Sizes : 64mm (3721) & 79mm (3722)
 Follower : 8mm
 Case Finish : Zinc plated
 Forend Finish : Brass or nickel plated
 Packed Quantity : 10

OPERATION

- Latchbolt is withdrawn by lever handle from either side.



L11742

	64mm	79mm
Case Depth	64	79
Backset	44	60
Case Height	22	22
Forend Length	57	57
Forend Width	25	25

PRODUCT CODES

- L11742 - 64mm EB Bagged
- 7746 - 64mm NP Bagged
- L14872 - 64mm NP Visi
- 7767 - 64mm PB Bagged
- L14873 - 64mm PB Visi
- 7417 - 79mm NP Bagged
- L12220 - 79mm NP Visi
- 7773 - 79mm PB Bagged
- L12219 - 79mm PB Visi

ASSOCIATED PRODUCTS

REBATES

- 7877 - 13mm NP
- 7878 - 13mm PB

Legge Legge 3722 & 3724 Tubular Latch

Case Sizes : 79mm (3722LK)
 95mm (3724LK)
 Follower : 8mm
 Case Finish : Zinc plated
 Forend Finish : Brass or nickel plated
 Packed Quantity : 10

OPERATION

- Latchbolt is withdrawn by lever handle from either side.
- Latches can be deadlocked when fitted with Legge No.14 Turn.

Note: 3722LK backset for thumbturn = 22mm
 3724LK backset for thumbturn = 28mm



10368

	79mm	95mm
Case Depth	79	95
Backset	60	76
Case Height	22	22
Forend Length	57	57
Forend Width	25	25

PRODUCT CODES

- 10368 - 79mm NP Bagged
- 9754 - 79mm PB Bagged
- 7846 - 95mm NP Bagged
- L15582 - 95mm NP Visi
- 7876 - 95mm PB Bagged
- L15583 - 95mm PB Visi

ASSOCIATED PRODUCTS

REBATES

- 7877 - 13mm NP
- 7878 - 13mm PB



Union 2648 Tubular Latch

Case Sizes : 64mm, 75mm & 89mm
 Follower : 8mm (two way action)
 Case Finish : Zinc plated
 Forend Finish : Electro brass or bright zinc
 Packed Quantity : Boxed - 10 visi - 5

OPERATION

- Latchbolt is withdrawn by lever handle from either side.

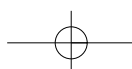


3363

	64mm	75mm	89mm
Case Width	64	75	89
Backset	45	57	83
Case Height	22	22	22
Forend Length	57	57	57
Forend Width	24	24	24

PRODUCT CODES

- 3363 - 64mm BZ Bagged
- 6201 - 64mm EB Bagged
- 7891 - 64mm PL Visi
- 2216 - 64mm SE Visi
- 3364 - 75mm BZ Bagged
- 7513 - 75mm EB Bagged
- 7890 - 75mm PL Visi
- 2219 - 75mm SE Visi
- 3365 - 89mm BZ Bagged
- 10003 - 89mm EB Bagged





Mortice Locks & Latches Latches & Metal Door Locks



Union 2650 Rebated Tubular Latch

Case Sizes : 64mm, 80mm
 Follower : 8mm (two way action)
 Case Finish : Zinc plated
 Forend Finish : Electro brass or bright zinc
 Packed Quantity : Boxed - 10 visi - 5

OPERATION

- 13mm rebated forend.

OPERATION

- Latchbolt is withdrawn by lever handle from either side.



10007

	64mm	80mm
Case Depth	64	80
Backset	44	60
Case Height	22	22
Forend Length	57	57
Forend Width	24	24

PRODUCT CODES

- 10007 - 64mm EB Bagged
- L1463 - 64mm EB Visi
- 3371 - 64mm SE Bagged
- 10008 - 80mm EB Bagged
- L8796 - 80mm EB Visi
- 3372 - 80mm SE Bagged

Cylinder - Euro



Adams Rite 2600 Sentinel Mortice Deadlock Case

Case Sizes : 42mm, 47mm or 57mm
 Case Finish : Steel
 Forend Finish : Steel
 Packed Quantity : 1

OPERATION

- Bolt is locked or unlocked by Euro double cylinder, or cylinder turn cylinder.



L17038

	25mm	30mm	40mm
Case Width	42	47	57
Backset	25	30	40
Case Height	159	159	159
Forend Length	195	195	195
Forend Width	25	25	25

PRODUCT CODES

- L17038 - 25mm NP
- L17039 - 30mm NP
- L17040 - 40mm NP

ASSOCIATED PRODUCTS

- L17041 - 24.2627-101-628
- L17042 - 24.2627-110-628
- L17043 - 24.2627-410-628
- L17044 - 2627-010
- L17045 - 2627-012-628
- L17046 - 2427-112-628



Adams Rite 4750 Mortice Euro Deadlatch Case

Mechanism : Euro cylinder
 Case Sizes : 41mm & 45mm
 Case Finish : Plated steel
 Forend Finish : Satin anodised aluminium
 Packed Quantity : 1
 Handing : Reversible

OPERATION

- Latch is automatically deadlocked when door is in the closed position.
- All faceplates and strike plates must be ordered separately.

OPERATION

- Reversible latchbolt withdrawn from either side by key or thumbturn using any standard euro profile double cylinder or cylinder & turn. To operate holdback facility, push in bolt and secure by reverse turn of the key.

Note: Backset measurement includes faceplate.



L2683

	24mm	28mm
Case Depth	41	45
Backset	24	28
Case Height	148	148
Forend Length	175	175
Forend Width	26	26

PRODUCT CODES

- L2683 - 24mm SAA
- L551 - 28mm SAA

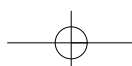
ASSOCIATED PRODUCTS

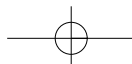
- 4399 - Flat Faceplate 24-4700-000-628
- 4402 - Radius Faceplate 24-4700-100-628
- 4405 - Weatherstrip Faceplate 24-4700-400-628
- 4514 - Flat Latch Strike 4502-01-630 Short
- 4518 - Radius Latch Strike 4502-02-630 Short
- L2684 - Flat Latch Strike
- 4502 - 17-630 Long Lip (100mm)
- 4711 - Mounting Bridges 4104-1 (Pairs)

CYLINDERS

Keyed alike and masterkeyed cylinders available ex-stock.

Refer to Cylinder section for full details.





Mortice Locks & Latches Metal Door Locks



Adams Rite MS2200 Mortice Deadlock Case

Mechanism : Euro cylinder
 Case Sizes : 41mm & 46mm (hookbolt 56mm)
 Case Finish : Plated steel
 Forend Finish : Satin anodised aluminium
 Packed Quantity : 1

FEATURES

- All faceplates and strikeplates must be ordered separately.
- Monitored cases (hookbolt only) available to order.
- Hookbolt is suitable for sliding doors.
- Easily converted to 2/3 point locking by using 4022-18 header and threshold bolt. (To order only).

OPERATION

- Dead/hook bolt can be operated from either side by key or thumbturn using any standard euro profile double cylinder or cylinder and turn.

Note: Backset measurement includes faceplate



L4445

	25mm	30mm
Case Depth	41	46
Backset	25	30
Case Height	159	159
Forend Length	195	195
Forend Width	26	26

PRODUCT CODES

Dead
 L4445 - 25mm SAA
 LI3132 - 25mm SAA Monitored
 L4446 - 30mm SAA
 LI3133 - 30mm SAA Monitored

Hook
 L4447 - 25mm SAA
 LI3134 - 25mm SAA Monitored
 L4448 - 30mm SAA
 LI3135 - 30mm SAA Monitored

ASSOCIATED PRODUCTS

Dead
 4469 - Flat Faceplate 24-2200-010-628
 4473 - Radius Faceplate 24-2200-110-628
 L2688 - Weatherstrip Faceplate 24-2200-410-628

Hook
 4471 - Flat Faceplate 24-2200-050-628
 4859 - Radius Faceplate 24-2200-150-628
 4478 - Weatherstrip Faceplate 24-2200-450-628
 L9606 - Armoured Part 4052-050
 L9607 - Flat Trim Strike 4051-032-628
 L9469 - Extended Flat Faceplate 24-0424-02-628

General
 4711 - Mounting Bridges 4104-1 (Pairs)

CYLINDERS
 Keyed alike and masterkeyed cylinders available ex-stock. Refer to Cylinder section for full details.



Union J-UN20 Mortice Euro Deadlock Case

Case Sizes : 46mm & 56mm
 Case Finish : Steel
 Forend Finish : Satin nickel
 Packed Quantity : 1

FEATURES

- Suitable for sliding doors.

OPERATION

- Hook bolt operated from either side by key or thumb turn, depending on type of cylinder.

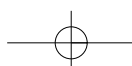


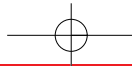
L17380

	30mm	40mm
Case Depth	46	56
Backset	30	40
Case Height	159	159
Forend Length	195	195
Forend Width	26	26

PRODUCT CODES

L17380 - 30mm SN
 L17381 - 40mm SN





Mortice Locks & Latches Metal Door Locks



Union J-UN40 Mortice Euro Deadlatch Case

Case Sizes : 45mm or 54mm
 Case Finish : Steel
 Forend Finish : Satin nickel
 Packed Quantity : 1

OPERATION

- Latch is automatically deadlocked when door is in the closed position.
- All faceplates and strike plates must be ordered separately.

OPERATION

- Reversible latchbolt withdrawn from either side by key or thumbturn using any standard euro profile double cylinder or cylinder & turn. To operate holdback facility, push in bolt and secure by reverse turn of the key.

Note: Backset measurement includes faceplate.



L17382

	28mm	37mm
Case Depth	45	54
Backset	28	37
Case Height	148	148
Forend Length	175	175
Forend Width	26	26

PRODUCT CODES

L17382 - 28mm SN
 L17383 - 37mm SN



Adams Rite 4710 Mortice Deadlatch Case

Mechanism : Screw-in cylinder
 Case Sizes : 38mm, 41mm, 45mm & 54mm
 Case Finish : Plated steel
 Forend Finish : Satin anodised aluminium
 Packed Quantity : 1
 Handing : Reversible

FEATURES

- Latch is automatically deadlocked when door is in the closed position.
- All faceplates and strikeplates must be ordered separately.

OPERATION

- Reversible latchbolt withdrawn from either side by key or turn using any standard screw-in cylinder or thumbturn (with cam), or 4591 paddle handle (with 4580 cam plug). Also range of lever handles available to suit. To operate hold back facility, push in bolt and secure by reverse turn of the key.

Note: Backset measurement includes faceplate.



L550

	22mm	24mm	28mm	38mm
Case Depth	38	41	45	54
Backset	22	24	28	38
Case Height	173	173	173	173
Forend Length	174	174	174	174
Forend Length	26	26	26	26

PRODUCT CODES

L550 - 22mm SAA
 4332 - 24mm SAA
 4336 - 28mm SAA
 4337 - 38mm SAA

ASSOCIATED PRODUCTS

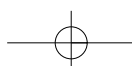
- 4399 - Flat Faceplate
24-4700-000-628
- 4402 - Radius Faceplate
24-4700-100-628
- 4405 - Weatherstrip Faceplate
24-4700-400-628
- 4514 - Flat Latch Strike
4502-01-630 Short
- 4518 - Radius Latch Strike
4502-02-630 Short
- L2684 - Flat Latch Strike
4502-17-630 Long Lip (100mm)
- 4697 - Lever Handle and Cam
4561-001-130 SAA
- 4702 - Thumbturn Lever Handle and Cam
4565-001-130 SAA
- 4711 - Mounting Bridges 4104-1 (Pairs)
- 4608 - Cylinder Guard MS4043

Paddle Handles

- L13453 - 4591-01-01-628 SAA
Pull to Left
- L13454 - 4591-02-01-628 SAA
Push to Left
- L13455 - 4591-03-01-628 SAA
Pull to Right
- L13456 - 4591-04-01-628 SAA
Push to Right

CYLINDERS

Keyed alike and masterkeyed cylinders available ex-stock. Refer to Cylinder section for full details.



Choose the safe option...

...the Sentinel 6 package

Safe. Strong. Secure.

The new Sentinel hardware package offers significant benefits over some earlier commercial locking systems. When used with the Sentinel security escutcheon and Adams Rite kite marked cylinder it has successfully been used in a number of doorset security tests to PAS24, LPS1175 (SR2) and EN1627 (RC3). Modification to the Adams Rite concealed transom closer has also contributed to improving the whole system's attack resistance capability.



The Adams Rite Sentinel 6 Deadlock

There is literally nothing to compare to Sentinel 6 - the complete new generation of deadlock from Adams Rite that raises the bar in maximum security locking to new heights.

Engineered specifically to meet even the most stringent BS EN 12209 Standard Test to Grade 6 security, Sentinel 6 stands in a class of its own.

The Adams Rite ARC 51 Transom Closer

The Adams Rite ARC-51N is designed to provide a controlled closing of a single or double action aluminium door. With three levels of spring strength and dual closing speeds allowing flexibility in its closing action.

The Adams Rite Rigel Range of Pull Handles

A range of pull handles, specifically designed for use on commercial aluminium doors. Supplied in a variety of sizes to suit most applications with a satin and polished stainless steel finish. All models are also available in Black, Blue, Grey and White Powdercoat and come with a 3 year warranty.

Sentinel 6

Adams Rite


ASSA ABLOY

Customer Services 0845 873 4838
Email info@adamsrite.co.uk www.adamsrite.co.uk

ASSA ABLOY, the global leader
in door opening solutions

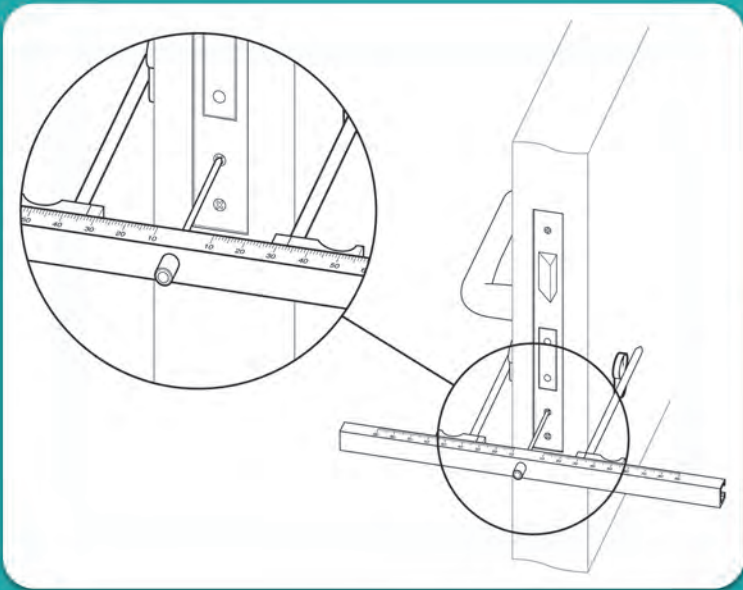
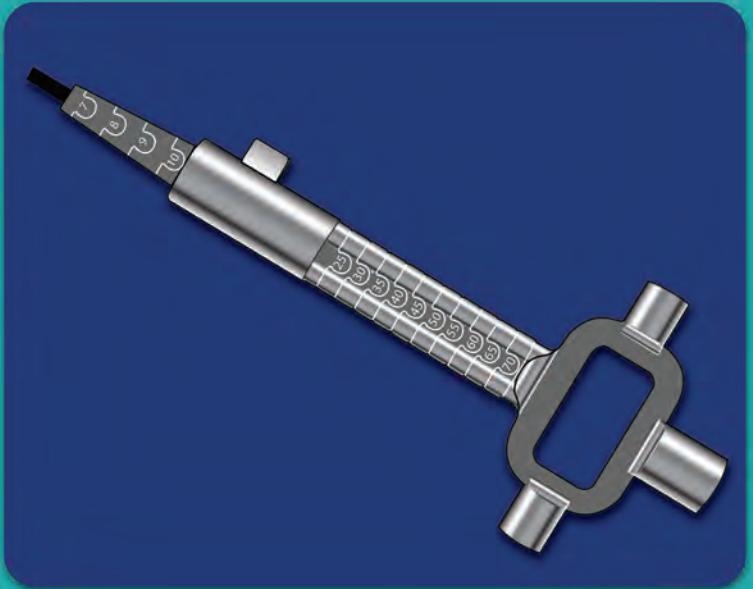


Souber Tools



- JIGI The DBB Morticer
The 5 Minute Morticer

- UMK/L Universal Multi Purpose Key
The must have tool for lock installers



- CGI Cylinder Gauge
For quick and accurate cylinder measurement

www.soubertools.com



Mortice Locks & Latches Metal Door Locks



Adams Rite 4720 ANSI Mortice Deadlatch Case

Mechanism : Screw-in cylinder
 Case Sizes : 54mm
 Case Finish : Plated steel
 Forend Finish : Satin anodised aluminium
 Packed Quantity : 1
 Handing : Reversible

FEATURES

- Latch is automatically deadlocked when the door is in the closed position.
- All faceplates and strikeplates must be ordered separately.
- Suitable for use in hollow metal or wooden doors. (The use of lever handles is not recommended for wooden doors).

OPERATION

- Reversible latchbolt withdrawn from either side by key or turn using any standard screw-in cylinder or thumbturn (with cam), or 4591 paddle handle (with 4580 cam plug)*. Also range of lever handles available to suit. To operate holdback facility, push in bolt and secure by reverse turn of the key.

Note: Backset measurement includes faceplate.

* 4590-00-628 mounting plate required for timber installation.



L2685

Case Depth	54
Backset	38
Case Height	147
Forend Length	203
Forend Width	32

PRODUCT CODES

Dead
 L2685 - 38mm SAA

ASSOCIATED PRODUCTS

- L2686 - Flat Faceplate 24-4720-001-628
- L2687 - Latch Strike 4506-630 Ansi
- 4697 - Lever Handle and Cam 4561-001-130 SAA
- 4702 - Thumbturn Lever Handle and Cam 4565-001-130 SAA
- 4693 - Lever Handle (No Cam) 4568-002-628 SAA
- 4514 - Flat Latch Strike 4502-01-630 Short
- 4518 - Radius Latch Strike 4502-02-630 Short
- L2684 - Flat Latch Strike 4503-17-630 Long Lip (100mm)
- 4711 - Mounting Bridges 4104-1 (Pairs)
- 4608 - Cylinder Guard MS4043

Paddle Handle

- L13453 - 4591-01-01-628 SAA Pull to Left
- L13454 - 4591-02-01-628 SAA Push to Left
- L13455 - 4591-03-01-628 SAA Pull to Right
- L13456 - 4591-04-01-628 SAA Push to Right

CYLINDERS

Keyed alike and masterkeyed cylinders available ex-stock. Refer to Cylinder section for full details.



Adams Rite 4730 Mortice Deadlatch Case

Mechanism : Screw-in cylinder
 Case Sizes : 35mm, 38mm & 41mm
 Case Finish : Plated steel
 Forend Finish : Satin anodised aluminium
 Packed Quantity : 1
 Handing : Reversible

FEATURES

- Latch is automatically deadlocked when the door is in the closed position.
- All faceplates and strikeplates must be ordered separately.
- This lockcase can be used as a direct replacement for the MS1850.

OPERATION

- Reversible latchbolt withdrawn from either side by key or turn using any standard screw-in cylinder or thumbturn (with cam), or 4591 paddle handle (with 4580 cam plug). Also, range of lever handles available to suit. To operate holdback facility, push in bolt and secure by reverse turn of the key.

Note: Backset measurement includes faceplate.



4313

	22mm	24mm	28mm
Case Width	35	38	41
Backset	22	24	28
Case Height	148	148	148
Forend Length	188	188	188
Forend Width	26	26	26

PRODUCT CODES

4313 - 22mm SAA
 4316 - 24mm SAA
 4319 - 28mm SAA

ASSOCIATED PRODUCTS

- 4407 - Flat Faceplate 24-4730-002-628
- 4409 - Radius Faceplate 24-4730-102-628
- 4514 - Flat Latch Strike 4502-01-630 Short
- 4518 - Radius Latch Strike 4502-02-630 Short
- L2684 - Flat Latch Strike 4502-17-630 Long Lip (100mm)
- 4697 - Lever Handle and Cam 4561-001-130 SAA
- 4702 - Thumbturn Lever Handle and Cam 4565-001-130 SAA
- 4711 - Mounting Bridges 4104-1 (Pairs)
- 4608 - Cylinder Guard MS4043

Paddle Handles

- L13453 - 4591-01-01-628 SAA Pull to Left
- L13454 - 4591-02-01-628 SAA Push to Left
- L13455 - 4591-03-01-628 SAA Pull to Right
- L13456 - 4591-04-01-628 SAA Push to Right

CYLINDERS

Keyed alike and masterkeyed cylinders available ex-stock. Refer to Cylinder section for full details.

Mortice Locks & Latches Metal Door Locks



Adams Rite MSI850 Mortice Hook Lock Case

Mechanism : Screw-in cylinder
 Case Sizes : 40mm, 41.5mm,
 Case Finish : 45mm & 57mm
 Forend Finish : Plated steel
 Packed Quantity : 1
 Handing : Reversible

FEATURES

- The availability of both hook and deadbolt versions provides security for hinged and sliding aluminium doors.
- All faceplates and strike plates must be ordered separately.
- Monitored cases available to order.

OPERATION

- Dead/hook bolt can be operated from either side by key or turn using any standard screw-in cylinder or thumbturn (with cam).

Note: Backset measurement includes faceplate.



	22mm	24mm	28mm	38mm
Case Depth	40	41.5	45	57
Backset	22	24	28	38
Case Height	152	152	152	152
Forend Length	175	175	175	175
Forend Length	26	26	26	26

PRODUCT CODES

- 4216 - 22mm SAA
- 4218 - 24mm SAA
- L13128 - 24mm SAA Monitored
- 4221 - 28mm SAA
- L13129 - 28mm SAA Monitored
- 4225 - 38mm SAA

Hook

- 4249 - 22mm SAA
- 4253 - 24mm SAA
- L13130 - 24mm SAA Monitored
- 4255 - 28mm SAA
- L13131 - 28mm SAA Monitored
- 4259 - 38mm SAA

ASSOCIATED PRODUCTS

Dead

- 4449 - Flat Faceplate 24-1850-010-628
- 4453 - Radius Faceplate 24-1850-110-628
- 4461 - Weather Strip Faceplate 24-1850-410-628
- 4488 - Flat Trim Strike 4000-012-628
- 4496 - Radius Trim Strike 4000-112-628

Hook

- 4451 - Flat Faceplate 24-1850-050-628
- 4456 - Radius Faceplate 24-1850-150-628
- 4458 - Weather Strip Faceplate 24-1850-450-628
- 4534 - Armoured Part 4002-050
- 4491 - Flat Trim Strike 4000-032-628
- 4499 - Radius Trim Strike 4000-132-628

General

- 4711 - Mounting Bridges 4104-1 (Pairs)
- 4608 - Cylinder Guard MS4043
- 4606 - Dustbox 4000-22-0061-01

CYLINDERS

Keyed alike and masterkeyed cylinders available ex-stock. Refer to Cylinder section for full details.



Adams Rite MSI890 Mortice Hooklatch Case

Mechanism : Screw-in cylinder
 Case Sizes : 40mm, 44mm & 57mm
 Case Finish : Plated steel
 Forend Finish : Satin anodised aluminium
 Packed Quantity : 1
 Handing : Reversible
 Follower : 6.5mm

FEATURES

- 360° turn of key throws or retracts hookbolt. When unlocked further 120° turn retracts latchbolt also.
- Latch holdback snib located inside bolt cavity, this is accessible only when hookbolt is in thrown position.
- All faceplates and strikeplates must be ordered separately.

OPERATION

- Hookbolt is operated from either side by key or turn using any standard screw-in cylinder or thumbturn (with cam). Reversible latchbolt withdrawn by paddle handle or lever handle from either side.

Note: Backset measurement includes faceplate.



	24mm	28mm	38mm
Case Width	40	44	57
Backset	24	28	38
Case Height	196	196	196
Forend Length	175	175	175
Forend Width	26	26	26

PRODUCT CODES

- 4340 - 24mm SAA
- 4343 - 28mm SAA
- 4345 - 38mm SAA

ASSOCIATED PRODUCTS

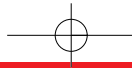
- 4439 - Flat Faceplate 24-1890-050-628
- 4442 - Radius Faceplate 24-1890-150-628
- 4446 - Weatherstrip Faceplate 24-1890-450-628
- 4521 - Flat Box Strike 4505-01-630
- 4693 - Lever Handle (No Cam) 4568-002-628 SAA
- 4711 - Mounting Bridges 4104-1 (Pairs)
- 4608 - Cylinder Guard MS4043

Paddle Handles

- L13457 - 4591-11-01-628 SAA Pull to Left
- L13458 - 4591-12-01-628 SAA Push to Left
- L13459 - 4591-13-01-628 SAA Pull to Right
- L13460 - 4591-14-01-628 SAA Push to Right

CYLINDERS

Keyed alike and masterkeyed cylinders available ex-stock. Refer to Cylinder section for full details.



Mortice Locks & Latches Metal Door Locks



Viro 8517 & 8518 Mortice Deadlatch

Mechanism : Screw-in cylinder
 Case Sizes : 41mm (8517) & 45mm (8518)
 Case Finish : Zinc plated
 Forend Finish : Zinc plated
 Packed Quantity : 1

FEATURES

- Latch is automatically deadlocked when door is in the closed position.
- Supplied without faceplate or strike.

OPERATION

- Latchbolt withdrawn from either side by key or turn using any standard screw-in cylinder or thumbturn (with cam).



	24mm	28mm
Case Depth	41	45
Backset	24	28
Case Height	147	147
Forend Length	173	173
Forend Width	25	25

PRODUCT CODES

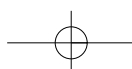
L9380 - 24mm ZP
 L9381 - 28mm ZP

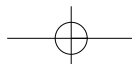
ASSOCIATED PRODUCTS

L9382 - Radius Faceplate
 9901 SAA
 L9383 - Flat Faceplate
 9902 SAA

CYLINDERS

Keyed alike and masterkeyed cylinders available ex-stock. Refer to Cylinder section for full details.





Mortice Locks & Latches Metal Door Locks

Patio



Adams Rite MS1848 Patio Mortice Hookbolt

Case Size : 28mm
 Case Finish : Zinc plated
 Forend Finish : Zinc plated
 Packed Quantity : 1

FEATURES

- Suitable for narrow stile sliding patio doors.
- Available in both deadlocking and self latching versions.

OPERATION

- Can be operated from either side by any standard bored type cylinder or 1000 series turn.



4349

Case Depth	28
Backset	17
Case Height	80
Forend Length	102
Forend Width	13

PRODUCT CODES

- 4349 - 28mm ZP Deadbolt
- 4857 - 28mm ZP Self Latching

ASSOCIATED PRODUCTS

- 4715 - Thumbturn 1000-11-32-628 SAA Long Spindle
- 4371 - Weiser 8346 Cylinder KD Single
- 4375 - Weiser 8346 Cylinder KA Pairs
- 4524 - Strike Plate 4801

Accessory



Adams Rite 4000 Strike

Size : 124mm x 32mm x 3mm
 Finish : Aluminium

FEATURES

- Supplied c/w fixing screws

OPERATION

- Designed for use with the MS1850 deadlock, this strike plate can be surface mounted on a wooden or metal jamb, or morticed flush.
- Can be fitted in conjunction with MS4002 armoured part.
- Dustbox also available.



4488

PRODUCT CODES

- 4488 - SAA Flat Dead
- 4491 - SAA Flat Hook
- 4496 - SAA Radius Dead
- 4499 - SAA Radius Hook

ASSOCIATED PRODUCTS

- 4606 - Dust Box 4000-22-0061-01



Adams Rite 4051 Trim Strike

Size : 163mm x 25mm x 3mm
 Finish : Aluminium

FEATURES

- Supplied c/w fixing screws

OPERATION

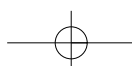
- As 4000 strike but for use with MS2200 deadbolt.
- Can be fitted in conjunction with MS4052 armoured part.



L9607

PRODUCT CODES

- L9607 - Flat Strike 4051-032-628 Hook



Mortice Locks & Latches Metal Door Locks



Adams Rite 4056 Trim Ring

Finish : Satin chrome
Diameter : 35mm
Thickness : 3mm & 6mm

FEATURES

- Spare spacer rings for screw-in cylinders fit in between cylinder and the surface of the door.



4592

PRODUCT CODES

4592 - 3mm SC
972 - 6mm SC



Adams Rite 4067 Screw-In Thumbturn Cylinder

Finish : Satin anodised aluminium
Overall Length : 45mm (inc. turn)
Overall Diameter : 35mm
Barrel Diameter : 29mm

FEATURES

- Suitable for use with 1850 series deadlocks.
- Interchanges with any standard screw-in cylinder.
- If being used with 4700 series deadlatch, care must be taken to remove ball and spring. (Instructions for this process are included).
- Readily modified version for use with deadlatch is available to order.



4609

PRODUCT CODES

4609 - 29mm SAA



Adams Rite 4505 Strike

Size : 152mm x 48mm x 21mm
Finish : Stainless steel

FEATURES

- Supplied c/w fixing screws.

OPERATION

- Satin stainless steel trim plate with steel mounting plate and dust box, for use with MS1890 latch/deadlock.



4521

PRODUCT CODES

4521 - SAA Flat



Adams Rite 4801 Strike

Size : 100mm x 19mm

FEATURES

- Supplied c/w plastic spacer and fixing screws.

OPERATION

- Strike with vertical adjustment, designed for use with MS1848 patio deadlock



4524

PRODUCT CODES

4524 - SAA Patio

Mortice Locks & Latches Metal Door Locks



Adams Rite 8460 Strike

Size : 105mm x 48mm x 16mm
Finish : Stainless steel

FEATURES

- Supplied c/w fixing screws.

OPERATION

- Designed for use with 4700 series deadlatches. This strike is intended for new installations. It offers a choice of lip extensions to suit various jamb widths, plus a radiused version for pairs of doors.



4514

PRODUCT CODES

4514 - SAA Flat
4518 - SAA Radius
L2684 - SS Long Lip (4")



Adams Rite MS4002 Hook Reinforcing Plate

Size : 270mm x 28mm x 18mm
Finish : Plated steel

FEATURES

- Supplied c/w fixing screws.

OPERATION

- Designed to protect the bolt when in the locked position, and to prevent the forced method of entry known as 'jamb peeling'. The armoured part fits within the hollow jamb section and can be installed with flat or radius trim strikes for use with the MS1850 hookbolt.



4534

PRODUCT CODES

4534 - Steel

ASSOCIATED PRODUCTS

4491 - Flat Trim Strike
4000 -032-628 Hook
4499 - Radius Trim Strike
4000 -132-628 Hook



Adams Rite MS4043 Cylinder Guard

Finish : Zinc plated
Shield Ring : 41mm x 11mm
Retainer Plate : 62mm x 33mm

FEATURES

- The MS4043 offers three forms of defence against attack on the cylinder.
 1. Outer shield ring is bevelled to offer poor grip for twisting.
 2. The hardened steel material combined with the bevelled shape makes obtaining a tight grip on the ring virtually impossible.
 3. The retainer plate on the back of the door prevents the cylinder being levered out in the event of a chisel type tool being driven into the stile behind the shield ring.



4608

PRODUCT CODES

4608 - ZP



Adams Rite MS4052 Reinforcing Plate

Size : 270mm x 24mm x 18mm
Finish : Plated steel

FEATURES

- Supplied c/w fixing screws.

OPERATION

- As MS4002 but for use with the MS2200 hookbolt.



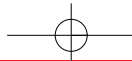
L9606

PRODUCT CODES

L9606 - ZP

ASSOCIATED PRODUCTS

L9607 - Flat Trim Strike
4051-032-628 Hook



Mortice Locks & Latches Metal Door Locks



Union 5304I Trim Ring

Finish : Satin chrome
Diameter : External - 35mm
 Internal - 29mm
Thickness : 4mm

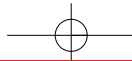
FEATURES

- To suit Union 2x11 screw-in cylinder.



PRODUCT CODES
4792 - SC





Mortice Locks & Latches Multi Point Locks

Sashcase



Yale L22172 Multi-Point Euro Mortice Sashcase

Mechanism : Euro cylinder
 Case Size : 56mm
 Follower : 8mm
 Case Finish : Enamelled silver
 Forend Finish : Satin chrome
 Packed Quantity : 10

FEATURES

- Shoot kit must be ordered separately.
- 24mm double throw deadbolt.
- Supplied without faceplate.
- Special spindle required to operate lock. (To order only).

OPERATION

- Deadbolt is locked or unlocked by key from either side using euro profile double cylinder, 12mm single throw unless engaging 3 point locking system 24mm double throw. Reversible latchbolt withdrawn by lever handle or by key from either side. To operate as 3 point locking, lift handle to engage shoot bolts. Deadbolt is then thrown by key (once or twice) to deadlock shoot bolts, handles then become inoperative.

See the **Architectural Hardware & Ironmongery catalogue** for more in depth listings of our **UPVC multipoint locking product**.



L8500

Case Depth	56
Backset	36
Case Height	116
Centres	48
Forend Length	166
Forend Width	20

PRODUCT CODES

L8500 - 56mm SC

ASSOCIATED PRODUCTS

Keyed alike and masterkeyed cylinders available ex-stock. Refer to Cylinder section for full details.



Yale L22180 Monarch Euro Mortice Sashcase

Mechanism : Euro cylinder
 Case Size : 50mm
 Follower : 8mm
 Case Finish : Enamelled silver
 Forend Finish : Satin chrome
 Packed Quantity : 10

FEATURES

- End unit bolts for three point locking available to order only.

OPERATION

- Deadbolt is locked or unlocked by key from either side using euro profile double cylinder.
- Reversible latchbolt withdrawn by lever handle or by key from either side. For 3 point locking, end unit bolts thrown by lifting handle and withdrawn by downward movement of handle. End unit bolts must be thrown to enable centre deadbolt to be thrown.



L8499

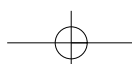
Case Depth	50
Backset	30
Case Height	124
Centres	48
Forend Length	233
Forend Width	25

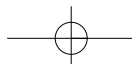
PRODUCT CODES

L8499 - 50mm SC

ASSOCIATED PRODUCTS

Keyed alike and masterkeyed cylinders available ex-stock. Refer to Cylinder section for full details.





Mortice Locks & Latches Nightlatches

Nightlatches



Asec Euro / Oval Nightlatch Case

Mechanism : Dual profile night latch
 Case Size : 76mm
 Case Finish : Gold
 Forend Finish : Polished brass & stainless steel
 Packed Quantity : 1

FEATURES

- Ideal for use with access control systems.
- Steel case with conversion plate to convert euro or oval profile cylinder use.
- Suits oval or euro profile cylinders.
- Reversible latchbolt.
- With anti-thrust bolt.
- Centre 48mm.
- 10 year guarantee.

OPERATION

- Latchbolt is withdrawn by single euro or oval profile cylinder from outside & lever handle inside.
- Door is automatically deadlocked when closed.



ASI094

Case Depth	76
Backset	57
Case Height	108
Forend Length	165
Forend Width	25

PRODUCT CODES

ASI095 - 76mm PB Boxed
 ASI094 - 76mm SS Boxed

ASSOCIATED PRODUCTS

Keyed alike and masterkeyed cylinders available ex-stock. Refer to Cylinder section for full details.

Briton

Briton 5250-57 Euro / Oval Nightlatch Case


Mechanism : Euro Oval Cylinder
 Case Size : 76mm
 Case Finish : Black
 Forend Finish : Polished brass or satin chrome
 Packed Quantity : 1

FEATURES

- Ideal for use with access control systems.
- Steel case with conversion plate to convert euro or oval profile cylinder use.
- Suits oval or euro profile cylinders.
- Reversible latchbolt.
- With anti-thrust bolt.
- Centre 48mm.
- 10 year guarantee.

OPERATION

- Latchbolt is withdrawn by single euro or oval profile cylinder from outside & lever handle inside.
- Door is automatically deadlocked when closed.

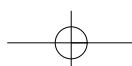


LI4871

Case Depth	76
Backset	57
Case Height	108
Forend Length	165
Forend Width	25

PRODUCT CODES

LI4871 - 76mm PB Boxed
 LI4870 - 76mm SS Boxed



Mortice Locks & Latches Nightlatches



Union 2332 Oval Nightlatch Case

Mechanism : Oval Cylinder
 Case Sizes : 64mm & 76mm
 Follower : 8mm (One Way Action)
 Case Finish : Enamelled Silver
 Forend Finish : Brass or Satin Chrome
 Keys Supplied : 3
 Keyed Alike : In-house
 Packed Quantity : 1



FEATURES

- Standard cylinder length is suitable for doors up to 48mm thick. For doors in excess of this thickness, order correct cylinder length accordingly.
- Reversible latchbolt.
- Available in narrow 64mm case depth.

OPERATION

- Latchbolt is withdrawn by single oval profile cylinder from outside and turn knob inside.
- Latch can be held in withdrawn position by snib in the forend. Can also be operated by key from either side using double cylinder.

	64mm	76mm
Case Depth	64	76
Backset	47	60
Case Height	70	70
Centres	34	34
Forend Length	120	120
Forend Width	25	25

PRODUCT CODES

- 4304 - 64mm PL Boxed
- L8967 - 64mm PL Case Only
- 3281 - 64mm SC Boxed
- L8965 - 64mm SC Case Only
- 7940 - 76mm PL Boxed
- L8968 - 76mm PL Case Only
- 3290 - 76mm SC Boxed
- L8966 - 76mm SC Case Only

ASSOCIATED PRODUCTS

- 3335 - 13mm SC
- 8100 - 13mm PL
- 3336 - 19mm SC
- 10216 - 19mm PL
- 3337 - 25mm SC
- 10000 - 25mm PL
- 4028 - 5203 Turn Knob SC
- 4026 - 5203 Turn Knob PL

BLANKS

- 4035 - KB502B Genuine
- 6228 - UN13 Copy

CYLINDERS

Keyed alike and masterkeyed cylinders available ex-stock. Refer to Cylinder section for full details.



Union 3R35 Deadlocking Latch

Mechanism : 5 detainer
 Case Size : 80mm
 Follower : 8mm
 Case Finish : Silver
 Forend Finish : Brass or satin chrome
 Keys Supplied : 2
 Keyed Alike : In-house
 Masterkeyed : Limited In-house or works
 Differs : 25,000
 Packed Quantity : 1
 Handing : Right hand illustrated



FEATURES

- Can be modified for use as a fire escape lock by removing the facility to lock the handle (see 3R35X).
- Can be masterkeyed or keyed alike with other detainer mortice locks.

OPERATION

- Latchbolt is withdrawn by key from either side and by lever handle from inside. Door is automatically deadlocked when closed, whilst snib can be used to hold the bolt back when it needs to be left ajar. The operating handle on the inside can be secured by key from either side..

Case Depth	80
Backset	50
Case Height	147
Centres	56
Forend Length	200
Forend Width	25

PRODUCT CODES

- 240 - 80mm PB KD 3R35 LH Boxed
- 3403 - 80mm PB KD 3R35 RH Boxed
- 247 - 80mm PB KD 3R35X LH Boxed
- L10054 - 80mm PB KD 3R35X RH Boxed
- L10053 - 80mm SC KD 3R35X RH Boxed
- 243 - 80mm SC KD 3R35 LH Boxed
- 3400 - 80mm SC KD 3R35 RH Boxed
- 245 - 80mm SC KD 3R35X LH Boxed

ASSOCIATED PRODUCTS

REBATES

- 586 - 13mm SC R/H
- 779 - 13mm PB R/H
- 582 - 13mm SC L/H
- 777 - 13mm PB L/H

- 6972 - 1218 Furn Brass Rev.
- L8788 - 1220 Furn Brass Rev.

CYLINDERS

Keyed alike and masterkeyed cylinders available ex-stock. Refer to Cylinder section for full details.

Mortice Locks & Latches Nightlatches



Union JL2C24 DIN Euro Nightlatch Case

Mechanism : Euro Cylinder
 Case Size : 83mm
 Case Finish : Black
 Forend Finish : Stainless steel
 Packed Quantity : 1

FEATURES

- Modular case reversible latch. Bolt pierced to accept bolt through furniture. Suitable for unsprung furniture up to 0.751kg.

OPERATION

- Latch bolt withdrawn by key from outside, and single lever from inside.



Case Depth	83
Backset	55
Case Height	165
Forend Length	235
Forend Width	24

PRODUCT CODES

L14604 - 85mm SS Boxed - Radius
 L14605 - 85mm SS Boxed - Square



Union JL2C25 DIN Euro Nightlatch Case

Mechanism : Euro Cylinder
 Case Size : 83mm
 Case Finish : Black
 Forend Finish : Stainless steel
 Packed Quantity : 1

FEATURES

- Modular case reversible latch. Bolt pierced to accept bolt through furniture. Suitable for unsprung furniture up to 0.751kg.

OPERATION

- Latch bolt is automatically against end pressure by the anti-thrust bolt.



Case Depth	83
Backset	55
Case Height	165
Forend Length	235
Forend Width	24

PRODUCT CODES

L17301 - N/A SS Boxed - Radius
 L17302 - N/A SS Boxed - Square



Union L234I Oval Nightlatch Case

Mechanism : Oval cylinder
 Case Size : 77mm
 Follower : 8mm (one way action)
 Case Finish : Enamelled silver
 Forend Finish : Brass or satin chrome
 Packed Quantity : 10

FEATURES

- Standard cylinder length is suitable for doors up to 48mm thick. For doors in excess of this thickness, order correct cylinder length accordingly.
- Latchbolt is easily reversed without opening the lockcase.

OPERATION

- Latchbolt is withdrawn by single oval profile cylinder from outside and lever handle inside. Door is automatically deadlocked when closed. Latch can be held in withdrawn position by operating a snib in the forend, with special key supplied. Can also be operated by key from either side using double cylinder.



Case Depth	77
Backset	57
Case Height	129
Centres	48
Forend Length	180
Forend Width	25

PRODUCT CODES

L737 - 77mm SC Loose
 L738 - 77mm PL Loose

CYLINDERS

Keyed alike and masterkeyed cylinders available ex-stock. Refer to Cylinder section for full details.

Mortice Locks & Latches Nightlatches



Union L2349 Euro Nightlatch Case

Mechanism : Euro cylinder
 Case Size : 77mm
 Follower : 8mm (one way action)
 Case Finish : Enamelled silver
 Forend Finish : Brass or satin chrome
 Packed Quantity : 10

FEATURES

- Standard cylinder length is suitable for doors up to 48mm thick. For doors in excess of this thickness, order correct cylinder length accordingly.
- Latchbolt is easily reversed without opening the lockcase.

OPERATION

- Latchbolt is withdrawn by single euro profile cylinder from, outside and lever handle inside. Door is automatically deadlocked when closed. Latch can be held in withdrawn position by operating a snib in the forend, with the special key supplied. Can be operated by key from either side using double cylinder.



Case Depth	77
Backset	57
Case Height	129
Centres	48
Forend Length	180
Forend Width	25

PRODUCT CODES

L5101 - 77mm SC Bagged
 L5102 - 77mm PL Bagged

CYLINDERS

Keyed alike and masterkeyed cylinders available ex-stock. Refer to Cylinder section for full details.



Union L2370 Euro / Oval Nightlatch Case

Mechanism : Oval or Euro Cylinder
 Case Size : 95mm
 Follower : 8mm (One Way Action)
 Case Finish : Enamelled Gold
 Forend Finish : Satin Chrome
 Packed Quantity : 1

FEATURES

- Pierced to accept bolt through furniture.
- Latchbolt is easily reversed without opening the lockcase.
- Suitable for use with unsprung lever handles.

OPERATION

- Latchbolt is withdrawn by single euro or oval profile cylinder from outside and lever handle inside. Door is automatically deadlocked when closed. Can also be operated by key from either side using double cylinder.



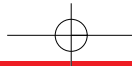
Case Depth	95
Backset	60
Case Height	165
Centres	72
Forend Length	234
Forend Width	27

PRODUCT CODES

9139 - 95mm SC Boxed

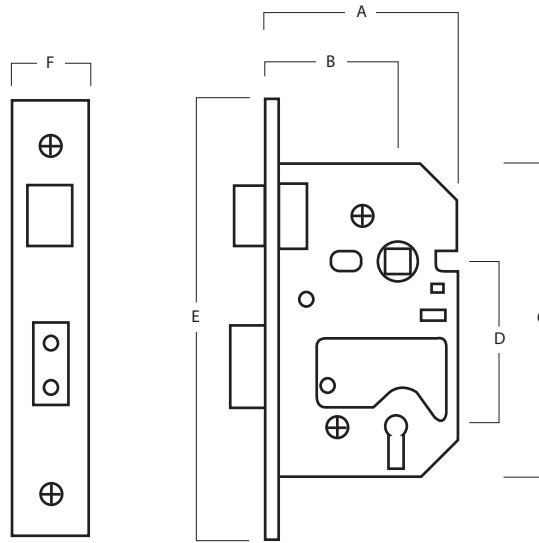
CYLINDERS

Keyed alike and masterkeyed cylinders available ex-stock. Refer to Cylinder section for full details.



Mortice Locks & Latches Sashlocks

2 Lever



KEY

- A** Case Depth
- B** Backset
- C** Case Height
- D** Centres
- E** Forend Length
- F** Forend Width

Legge Legge 159 & 2378 2 Lever Sashlock

- Mechanism : 2 Lever
- Case Sizes : 64mm & 76mm
- Follower : 8mm
- Case Finish : Zinc plated
- Forend Finish : Brass or nickel plated
- Keys Supplied : 2
- Differs : 24
- Packed Quantity : 5
- Handing : Reversible



FEATURES

- Pierced to accept bolt through furniture.

OPERATION

- Deadbolt is locked or unlocked by key from either side.
- Reversible latchbolt withdrawn by lever handle from either side.

	64mm	76mm
Case Depth	64	76
Backset	44	57
Case Height	102	102
Centres	57	57
Forend Length	152	152
Forend Width	22	22

PRODUCT CODES

- 7419 - 64mm PB KD Bagged
- 7999 - 64mm SS KD Bagged
- 7420 - 76mm NP KD Bagged
- 7421 - 76mm PB KD Bagged

RELATED PRODUCTS

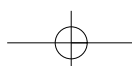
REBATES

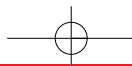
- 10369 - 13mm NP
- 9727 - 13mm PB

BLANKS - PRE-CUT

- ASI 1295 - TS157-B1 Copy
- ASI 1296 - TS157-B2 Copy
- ASI 1297 - TS157-B3 Copy
- ASI 1298 - TS157-B4 Copy
- ASI 1299 - TS157-B5 Copy
- ASI 1300 - TS157-B6 Copy

Pre-cut keys R1 to R24 also available.





Mortice Locks & Latches Sashlocks



Union 2242 2 Lever Sashlock

- Mechanism : 2 Lever
- Case Sizes : 65mm & 78mm
- Follower : 8mm
- Case Finish : Black
- Forend Finish : Electro brass or silver enamelled
- Keys Supplied : 2
- Keyed Alike : Works
- Differs : 20
- Packed Quantity : Boxed - 10 visi - 5
- Handing : Reversible

FEATURES

- Deadbolt is locked or unlocked by key from either side.
- Reversible latchbolt withdrawn by lever handle from either side.

OPERATION

- To suit 13mm rebated wooden doors hinged on left or right, opening in or out either side.



	64mm	76mm
Case Depth	64	76
Backset	44	57
Case Height	102	102
Centres	57	57
Forend Length	152	152
Forend Width	22	22

PRODUCT CODES

- 9976 - 64mm EB KD Bagged
- 1333 - 64mm EB KD Visi
- 3200 - 64mm SE KD Bagged
- 1274 - 64mm SE KD Visi
- L246 - 75mm EB KD Bagged
- L10048 - 75mm EB KD Visi
- 3201 - 75mm SE KD Bagged
- L13580 - 75mm SE KD Visi

BLANKS

- ASI 1016 - No.1 Ward Copy
- ASI 1014 - No.2 Ward Copy
- ASI 1015 - No.3 Ward Copy
- ASI 1017 - No.4 Ward Copy
- ASI 1018 - No.5 Ward Copy
- ASI 1019 - No.6 Ward Copy

Pre-cut MH Series keys also available.



Union 2295 2 Lever Sashlock

- Mechanism : 2 Lever
- Case Sizes : 64mm & 76mm
- Follower : 8mm (2 way action)
- Case Finish : Black
- Forend Finish : Brass or chrome plated
- Keys Supplied : 2
- Keyed Alike : M31H
- Differs : 20
- Packed Quantity : Boxed - 10 visi - 5
- Handing : Reversible

OPERATION

- Deadbolt is locked or unlocked by key from either side.
- Reversible latchbolt withdrawn by lever handle from either side.



	64mm	75mm
Case Depth	64	75
Backset	44	57
Case Height	102	102
Centres	57	57
Forend Length	152	152
Forend Width	22	22

PRODUCT CODES

- 3818 - 64mm CP KA Bagged
- 3811 - 64mm CP KD Bagged
- 2338 - 64mm CP KD Visi
- L11566 - 64mm PB KA Bagged
- 3824 - 64mm PB KD Bagged
- 2341 - 64mm PL KD Visi
- 3820 - 75mm CP KA Bagged
- 3814 - 75mm CP KD Bagged
- 2340 - 75mm CP KD Visi
- L11567 - 75mm PB KA Bagged
- 3827 - 75mm PB KD Bagged
- 2343 - 75mm PL KD Visi

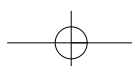
ASSOCIATED PRODUCTS

- 4552 - Strike Only CH
- 4559 - Strike Only PL

BLANKS - PRE-CUT

- ASI 1016 - No.1 Ward Copy
- ASI 1014 - No.2 Ward Copy
- ASI 1015 - No.3 Ward Copy
- ASI 1017 - No.4 Ward Copy
- ASI 1018 - No.5 Ward Copy
- ASI 1019 - No.6 Ward Copy

Pre-cut MH Series keys available.



Mortice Locks & Latches Sashlocks



Yale PM246 2 Lever Sashlock

- Mechanism : 2 Lever
- Case Sizes : 64mm & 76mm
- Follower : 8mm
- Case Finish : Grey
- Forend Finish : Chrome plated
- Keys Supplied : 2
- Differs : 12
- Packed Quantity : 6
- Handing : Reversible



OPERATION

- Deadbolt is locked or unlocked by key from either side.
- Reversible latchbolt withdrawn by lever handle from either side.

	64mm	76mm
Case Depth	64	76
Backset	44	57
Case Height	102	102
Centres	57	57
Forend Length	152	152
Forend Width	22	22

PRODUCT CODES

- 3013 - 64mm CP KD Visi
- 3014 - 75mm CP KD Visi

BLANKS

Pre-cut M246 Series keys available.

3 Lever



Asec 3 Lever Sashlock

- Mechanism : 3 lever
- Case Size : 64mm or 76mm
- Follower : 8mm
- Case Finish : Gold
- Forend Finish : Polished brass & stainless steel
- Keys Supplied : 2
- Keyed Alike : In-house
- Masterkeyed : N/A
- Differs : 100
- Packed Quantity : 1



FEATURES

- Suitable for internal residential / office doors.
- Brass deadbolts & 3 close gated levers.
- 2 plated steel keys / 100 differs.
- Suitable for sprung lever furniture with 8mm spindle.
- Reversible latch bolt.
- Centres 57mm.
- 3 year guarantee.

OPERATION

- Deadbolt is locked or unlocked by key from either side.

	64mm	76mm
Case Depth	64	76
Backset	44	57
Case Height	108	108
Forend Length	165	165
Forend Width	25	25

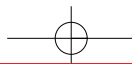
PRODUCT CODES

- ASI001 - 64mm PB KD Bagged
- ASI005 - 64mm PB KD Visi
- ASI000 - 64mm SS KD Bagged
- ASI004 - 64mm SS KD Visi
- ASI003 - 76mm PB KD Bagged
- ASI007 - 76mm PB KD Visi
- ASI002 - 76mm SS KD Bagged
- ASI006 - 76mm SS KD Visi

ASSOCIATED PRODUCTS

REBATES

- ASI079 - 13mm PB
- ASI078 - 13mm SC
- ASI087 - 25mm PB
- ASI086 - 25mm SC



Mortice Locks & Latches Sashlocks

Legge Legge 2643 & 2763 3 Lever Sashlock

Mechanism : 3 Lever
 Case Sizes : 64mm & 76mm
 Follower : 8mm
 Case Finish : White
 Forend Finish : Brass or satin chrome
 Keys Supplied : 2
 Keyed Alike : In-house
 Masterkeyed : N/A
 Differs : 300
 Packed Quantity : 5
 Handing : Reversible



365

	64mm	76mm
Case Depth	64	76
Backset	44	57
Case Height	108	108
Centre	57	57
Forend Length	165	165
Forend Width	25	25

FEATURES

- Pierced to accept bolt through furniture.

OPERATION

- Deadbolt is locked or unlocked by key from either side.
- Reversible latchbolt withdrawn by lever handle from either side.

PRODUCT CODES

344 - 64mm PB KD Bagged
 365 - 64mm SS KD Bagged
 L12222 - 64mm SS KD Visi
 L12223 - 64mm PB KD Visi
 350 - 76mm PB KD Bagged
 374 - 76mm SS KD Bagged

ASSOCIATED PRODUCTS REBATES (REVERSIBLE)

BLANKS

ASI 1132 - Copy



Union 2037 Horizontal 3 Lever Sashlock

Mechanism : 3 Lever
 Case Sizes : 127mm & 152mm
 Follower : 8mm (two way action)
 Case Finish : Enamelled silver
 Forend Finish : Satin chrome
 Keys Supplied : 2
 Keyed Alike : Works
 Masterkeyed : Ex stock
 Differs : 500
 Packed Quantity : Boxed - 5
 Handing : Reversible



3441

Case Depth	152
Backset (Follower)	127
Backset (Keyhole)	51
Case Height	70
Forend Length	121
Forend Width	25

FEATURES

- Pierced to accept bolt through furniture.

OPERATION

- Deadbolt is locked or unlocked by key from either side.
- Reversible latchbolt withdrawn by knob from either side.

PRODUCT CODES

3441 - 152mm SC MK RKGS Bagged
 3289 - 152mm SC MK RYNU Bagged

ASSOCIATED PRODUCTS REBATES

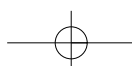
3325 - 13mm SC
 10047 - 13mm PL
 3326 - 19mm SC
 10213 - 19mm PL
 3327 - 25mm SC
 9999 - 25mm PL
 7984 - Strike Only SC
 4578 - Strike Only PL

BLANKS

4229 - KB483 Genuine
 ASI 1040 - Copy

MASTERKEYS

3299 - RYNU
 3448 - RKGS



Mortice Locks & Latches Sashlocks



Union 2077 Horizontal 3 Lever Sashlock

Mechanism : 3 Lever
 Case Sizes : 127mm & 152mm
 Follower : 8mm (two way action)
 Case Finish : Enamelled silver
 Forend Finish : Brass or satin chrome
 Keys Supplied : 2
 Keyed Alike : In-house or ex-stock
 Masterkeyed : N/A See 2037
 Differs : 100
 Packed Quantity : 5
 Handing : Reversible



3206

	127mm	152mm
Case Depth	127	152
Backset (Follower)	101	127
Backset (Keyhole)	38	51
Case Height	70	70
Forend Length	121	121
Forend Width	25	25

FEATURES

- Pierced to accept bolt through furniture.

OPERATION

- Deadbolt is locked or unlocked by key from either side.
- Reversible latchbolt withdrawn by knob from either side.

PRODUCT CODES

- L3836 - 127mm PL KA Bagged
- 3222 - 127mm PL KD Bagged
- 9984 - 127mm SC KA Bagged
- L3837 - 152mm PL KA Bagged
- 3226 - 152mm PL KD Bagged
- L10052 - 152mm PL KD Visi
- 9985 - 152mm SC KA Bagged
- 3212 - 152mm SC KD Bagged
- 3206 - 127mm SC KD Bagged
- Union - 2237 3 Lever

Keyed Alike M101M

- 3325 - 13mm SC
- 10047 - 13mm PL
- 3326 - 19mm SC
- 3327 - 25mm SC
- 10213 - 19mm PL
- 9999 - 25mm PL
- 7984 - Strike Only SC
- 4578 - Strike Only PL

ASSOCIATED PRODUCTS REBATES

- 3325 - 13mm SC
- 10047 - 13mm PL
- 3326 - 19mm SC
- 10213 - 19mm PL
- 3327 - 25mm SC
- 9999 - 25mm PL
- 7984 - Strike Only SC
- 4578 - Strike Only PL

BLANKS

- 4219 - KB436 Genuine
- ASI 1041 - Copy



Union 2237 Lever Sashlock

Mechanism : 3 Lever
 Case Sizes : 64mm, 76mm & 102mm
 Follower : 8mm (one way action)
 Case Finish : Silver
 Forend Finish : Brass or satin chrome
 Keys Supplied : 2
 Keyed Alike : Works
 Masterkeyed : Ex-stock
 Differs : 500 standard
 Packed Quantity : 50mm & 102mm - boxed 2
 64mm & 76mm - boxed 10
 Handing : Reversible



3316

	64mm	76mm	102mm
Case Width	64	76	102
Backset	44	57	82
Case Height	108	108	108
Centres	57	57	57
Forend Length	152	152	152
Forend Width	25	25	25

FEATURES

- Pierced to accept bolt through furniture (except 50mm case).
- Suitable for use with unsprung lever handles (except 50mm case).

OPERATION

- Deadbolt is locked or unlocked by key from either side.
- Reversible latchbolt withdrawn by lever handle from either side.

PRODUCT CODES

- 3479 - 102mm SC MK RYNU
- 2854 - 64mm PL MK RKGS
- 2011 - 64mm PL MK RYNU
- 3316 - 64mm SC MK RKGS
- 3461 - 64mm SC MK RYNU
- 9807 - 76mm PL MK RKGS
- 9300 - 76mm PL MK RYNU
- 3318 - 76mm SC MK RKGS
- 3478 - 76mm SC MK RYNU

ASSOCIATED PRODUCTS REBATES

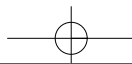
- 3332 - 13mm SC
- 3353 - 13mm PL
- 3333 - 19mm SC
- 3334 - 25mm SC
- 3354 - 25mm PL

BLANKS

- 4229 - KB483 Genuine
- ASI 1040 - 3L (Plain Bit) Copy

MASTERKEYS

- 3299 - RYNU
- 3448 - RKGS




Mortice Locks & Latches Sashlocks



Union 2243 3 Lever Sashlock

Mechanism : 3 Lever
 Case Sizes : 64mm & 76mm
 Follower : 8mm (2 way action)
 Case Finish : Brown
 Forend Finish : Brass or satin chrome
 Keys Supplied : 2
 Keyed Alike : In-house
 Masterkeyed : N/A
 Differs : 100
 Packed Quantity : Boxed - 10 visi - 5
 Handing : Reversible



L3394

FEATURES

- Deadbolt is locked or unlocked by key from either side.

OPERATION

- Reversible latchbolt withdrawn by lever handle from either side.

	64mm	76mm
Case Depth	64	76
Backset (Follower)	44	57
Backset (Keyhole)	102	102
Case Height	57	57
Forend Length	152	152
Forend Width	22	22

PRODUCT CODES

L3396 - 64mm PL KD Boxed
 L3394 - 64mm SC KD Boxed
 L3397 - 75mm PL KD Boxed
 L3395 - 75mm SC KD Boxed

BLANKS

Not stocked



Union 2277 3 Lever Sashlock

Mechanism : 3 Lever
 Case Sizes : 50mm, 64mm, 76mm & 102mm
 Follower : 8mm (1 way action)
 Case Finish : Silver
 Forend Finish : Brass or satin chrome
 Keys Supplied : 2
 Keyed Alike : 64mm & 75mm - ex-stock & In-house
 50mm & 102mm - In-house
 Masterkeyed : N/A See 2237
 Differs : 64mm, 76mm, 102mm - 100
 50mm - 36
 Packed Quantity : 50mm & 102mm boxed - 2
 64mm & 76mm boxed - 10
 visi - 5
 Handing : Reversible



9972

	50mm	64mm	76mm	102mm
Case Depth	50	64	76	102
Backset	32	44	57	82
Case Height	108	108	108	108
Centres	57	57	57	57
Forend Length	152	152	152	152
Forend Width	25	25	25	25

FEATURES

- Pierced to accept bolt through furniture (except 50mm case).
- Suitable for use with unsprung lever handles (except 50mm case).

OPERATION

- Deadbolt is locked or unlocked by key from either side.
- Reversible latchbolt withdrawn by lever handle from either side.

PRODUCT CODES

9972 - 50mm PL KD Boxed
 3830 - 50mm SC KD Bagged
 L3832 - 64mm PL KA Bagged
 3890 - 64mm PL KD Bagged
 2360 - 64mm PL KD Visi
 3884 - 64mm SC KA Bagged
 3882 - 64mm SC KD Bagged
 2358 - 64mm SC KD Visi
 L3833 - 76mm PL KA Bagged
 3891 - 76mm PL KD Bagged
 2361 - 76mm PL KD Visi
 3889 - 76mm SC KA Bagged
 3885 - 76mm SC KD Bagged
 2359 - 76mm SC KD Visi
 9971 - 102mm PL KD Boxed
 3887 - 102mm SC KD Bagged

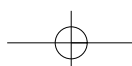
ASSOCIATED PRODUCTS

3332 - 13mm SC
 3353 - 13mm PL
 3333 - 19mm SC
 10215 - 19mm PL
 3334 - 25mm SC
 3354 - 25mm PL

BLANKS

4219 - KB436 Genuine
 ASI 1041 - Copy

Pre-cut MM Series keys also available.



Mortice Locks & Latches Sashlocks



Union 2J Waterloo 3 Lever Sashlock

- Mechanism : 3 Lever
- Case Size : 72mm
- Follower : 8mm
- Case Finish : Zinc plated
- Forend Finish : SAA
- Keys Supplied : 2
- Keyed Alike : Works
- Masterkeyed : N/A
- Differs : 300
- Packed Quantity : 10
- Handing : Reversible



1773

FEATURES

- Roller latchbolt means lock is suitable for fitting in doors both left and right hand hung, without modification.

OPERATION

- Deadbolt is locked or unlocked by key from either side.
- Roller latchbolt withdrawn by lever handle from either side.

Case Depth	72
Backset	51
Case Height	102
Centres	57
Forend Length	133
Forend Width	23

PRODUCT CODES

1773 - 72mm SAA Bagged

BLANKS

ASI 1052 - Copy



Yale PM320 3 Lever Sashlock

- Mechanism : 3 Lever
- Case Sizes : 64mm & 76mm
- Follower : 8mm
- Case Finish : Gold
- Forend Finish : Brass
- Keys Supplied : 2
- Keyed Alike : In-house
- Differs : 150
- Packed Quantity : Boxed - 6 visi - 6
- Handing : Reversible



1350

FEATURES

- Pierced to accept bolt through furniture.
- Suitable for use with unsprung lever handles.

OPERATION

- Deadbolt is locked or unlocked by key from either side.
- Reversible latchbolt withdrawn by lever handle from either side.

	64mm	76mm
Case Depth	64	76
Backset	45	57
Case Height	105	108
Centres	57	57
Forend Length	152	152
Forend Width	25	25

PRODUCT CODES

1350 - 64mm PB KD Bagged
433 - 76mm PB KD Bagged

BLANKS

OLD
ASI 1116 - Copy

NEW

4219 - KB436 Genuine
ASI 1041 - Copy



Mortice Locks & Latches Sashlocks

5 Lever



Asec 5 Lever Sashlock

Mechanism : 5 lever
 Case Size : 64mm or 76mm
 Follower : 8mm
 Case Finish : Gold
 Forend Finish : Polished brass & stainless steel
 Keys Supplied : 2
 Keyed Alike : In-house
 Masterkeyed : N/A
 Differs : 500
 Packed Quantity : 1



FEATURES

- Suitable for internal residential / office doors.
- 2 plated steel keys / 500 differs.
- 5 close gated levers with anti-pick device.
- Brass deadbolt with 2 hardened steel inserts.
- Reversible latch bolt.
- Centres 57mm.
- 5 year guarantee.

OPERATION

- Deadbolt is locked or unlocked by key from either side.

	64mm	76mm
Case Depth	64	76
Backset	44	57
Case Height	108	108
Forend Length	165	165
Forend Width	25	25

PRODUCT CODES

ASI009 - 64mm PB KD Boxed
 ASI111 - 64mm PB KD Visi
 ASI008 - 64mm SS KD Boxed
 ASI110 - 64mm SS KD Visi
 ASI011 - 76mm PB KD Boxed
 ASI113 - 76mm PB KD Visi
 ASI010 - 76mm SS KD Boxed
 ASI112 - 76mm SS KD Visi

**ASSOCIATED PRODUCTS
 REBATES**

ASI079 - 13mm PB
 ASI078 - 13mm SC
 ASI087 - 25mm PB
 ASI086 - 25mm SC



Asec 50mm 5 Lever Sashlock

Mechanism : 5 lever
 Case Size : 50mm
 Follower : 8mm
 Case Finish : Black
 Forend Finish : Polished brass or stainless steel
 Keys Supplied : 3
 Masterkeyed : N/A
 Differs : 1000
 Packed Quantity : 1



FEATURES

- Reversible latch bolt.
- Brass deadbolt with 2 hardened rollers.

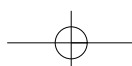
OPERATION

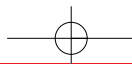
- Deadbolt is locked or unlocked by key from either side.
- Latch bolt withdrawn by lever handle from either side.

Case Depth	50
Backset	35
Case Height	108
Centres	57
Forend Length	165

PRODUCT CODES

ASI1356 - 50mm PB KD Boxed
 ASI1357 - 50mm SS KD Boxed





Mortice Locks & Latches Sashlocks



Era 202 & 302 Viscount 5 Lever Sashlock

Mechanism : 5 Lever
 Case Sizes : 64mm (202) & 76mm (302)
 Follower : 8mm
 Case Finish : Brown
 Forend Finish : Brass
 Keys Supplied : 2
 Keyed Alike : In-house
 Masterkeyed : N/A
 Differs : 500+
 Packed Quantity : Boxed - 1 visi - 5
 Handing : Reversible



L504

64mm 76mm

Case Depth	64	76
Backset	44	56
Case Height	109	109
Centres	57	57
Forend Length	152	152
Forend Width	25	25

FEATURES

- Replaces most 2 & 3 lever mortice sashlocks with minimum alteration to the door.
- Pierced to accept bolt through furniture.

OPERATION

- Deadbolt is locked or unlocked by key from either side.
- Reversible latchbolt withdrawn by lever handle from either side.

PRODUCT CODES

L504 - 64mm PB KD Boxed
 L4708 - 64mm PB KD Visi
 L506 - 76mm PB KD Boxed
 L4710 - 76mm PB KD Visi

BLANKS

L679 - 607-56 Genuine
 ASI 1106 - Copy

Legge Legge 2645 5 Lever Sashlock

Mechanism : 5 Lever
 Case Size : 64mm
 Follower : 8mm
 Case Finish : Yellow
 Forend Finish : Brass or satin chrome
 Keys Supplied : 2
 Keyed Alike : In-house
 Differs : 500
 Packed Quantity : Boxed - 5 visi - 5
 Handing : Reversible



L316

Case Depth	64
Backset	44
Case Height	98
Centres	57
Forend Length	152
Forend Width	25

FEATURES

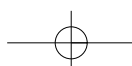
- Pierced to accept bolt through furniture.

OPERATION

- Deadbolt is locked or unlocked by key from either side.
- Reversible latchbolt withdrawn by lever handle from either side.

PRODUCT CODES

7707 - 64mm PB KD Boxed
 L3222 - 64mm PB KD Visi
 L316 - 64mm SS KD Boxed



Mortice Locks & Latches Sashlocks



Union 2201 5 Lever Sashlock

- Mechanism : 5 lever
- Case Sizes : 64mm & 76mm
- Follower : 8mm (one way action)
- Case Finish : Red enamel
- Forend Finish : Brass or satin chrome
- Keys Supplied : 2
- Keyed Alike : Ex-stock & In-house
- Masterkeyed : N/A
- Differs : 600
- Packed Quantity : Boxed - 1 visi - 5
- Handing : Reversible

FEATURES

- Pierced to accept bolt through furniture.

OPERATION

- Deadbolt is locked or unlocked by key from either side.
- Reversible latchbolt withdrawn by lever handle from either side.



7686

	64mm	76mm
Case Depth	64	76
Backset	44	57
Case Height	108	108
Centres	57	57
Forend Length	152	152
Forend Width	25	25

PRODUCT CODES

- 7686 - 64mm PL KA Boxed
- 3240 - 64mm PL KD Boxed
- 2377 - 64mm PL KD Visi
- 7685 - 64mm SC KA Boxed
- 3238 - 64mm SC KD Boxed
- 2374 - 64mm SC KD Visi
- 3109 - 76mm PL KA Boxed
- 3244 - 76mm PL KD Boxed
- 2379 - 76mm PL KD Visi
- 9986 - 76mm SC KA Boxed
- 3242 - 76mm SC KD Boxed
- 2376 - 76mm SC KD Visi

ASSOCIATED PRODUCTS REBATES

- 3344 - 13mm SC
- 3355 - 13mm PL
- L197 - 19mm PL
- L10050 - 13mm PL Visi

BLANKS

- 10376 - KB430 Genuine
- AS11111 - Copy



Union 2234 5 Lever Sashlock


- Mechanism : 5 lever
- Case Sizes : 64mm & 76mm
- Follower : 8mm (one way action)
- Case Finish : Red enamel
- Forend Finish : Brass or satin chrome
- Keys Supplied : 2
- Keyed Alike : Ex-stock & In-house
- Masterkeyed : N/A
- Differs : 1,000 +
- Packed Quantity : Boxed - 1 visi - 5
- Handing : Reversible

FEATURES

- Pierced to accept bolt through furniture.
- Suitable for use with unsprung lever handles.

OPERATION

- Deadbolt is locked or unlocked by key from either side.
- Reversible latchbolt withdrawn by lever handle from either side.



L4505

	64mm	76mm
Case Depth	64	76
Backset	44	57
Case Height	108	108
Centres	57	57
Forend Length	176	176
Forend Width	25	25

PRODUCT CODES

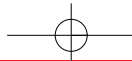
- L4505 - 64mm PB KD Boxed
- L8696 - 64mm PL KA Boxed
- L10365 - 64mm SC KA Boxed
- L4506 - 64mm SC KD Boxed
- L4507 - 76mm PB KD Boxed
- L4508 - 76mm SC KD Boxed
- L8697 - 76mm PL KA Boxed
- L10366 - 76mm SC KA Boxed

ASSOCIATED PRODUCTS REBATES

- L4512 - 13mm SC
- L4511 - 13mm PL

BLANKS

- 10376 - KB430 Genuine
- AS11111 - Copy



Mortice Locks & Latches Sashlocks



Union 3K74 5 Lever Sashlock

- Mechanism : 5 Lever
- Case Sizes : 67mm & 80mm
- Follower : 8mm
- Case Finish : Silver
- Forend Finish : Brass or Satin Chrome
- Keys Supplied : 2
- Keyed Alike : Ex-stock & In-house
- Masterkeyed : N/A
- Differs : 1,000 +
- Packed Quantity : Boxed - 1 Visi - 5
- Handing : Reversible



10026

	67mm	80mm
Case Depth	67	80
Backset	40	53
Case Height	108	108
Centres	56	56
Forend Length	152	152
Forend Width	25	25

FEATURES

- Roller latchbolt means lock is suitable for fitting in doors both left and right hand hung, without modification.

OPERATION

- Deadbolt is locked or unlocked by key from either side.
- Reversible latchbolt withdrawn by lever handle from either side.

PRODUCT CODES

- 10026 - 67mm PB KA Boxed
- 228 - 67mm PB KD Boxed
- 230 - 67mm SC KD Boxed
- 233 - 80mm PB KD Boxed
- 234 - 80mm SC KD Boxed

ASSOCIATED PRODUCTS REBATES (REVERSIBLE)

- 551 - 13mm SC
- 4113 - 13mm PB
- 10029 - 19mm SC
- L34 - 19mm PB
- L33 - 25mm SC
- L35 - 25mm PB


BLANKS

- 3698 - K722 Genuine
- 7000 - CHC Copy



Union 3K75 5 Lever Sashlock

- Mechanism : 5 lever
- Case Sizes : 67mm & 80mm
- Follower : 8mm
- Case Finish : Gold
- Forend Finish : Brass or satin chrome
- Keys Supplied : 2
- Keyed Alike : In-house
- Masterkeyed : N/A
- Differs : 750+
- Packed Quantity : Boxed - 1 visi - 5
- Handing : Reversible



L860

	67mm	80mm
Case Depth	67	80
Backset	40	53
Case Height	108	108
Centres	56	56
Forend Length	152	152
Forend Width	25	25

FEATURES

- Roller latchbolt means lock is suitable for fitting in doors both left and right hand hung, without modification.

OPERATION

- Deadbolt is locked or unlocked by key from either side.
- Roller latchbolt withdrawn by lever handle from either side.

PRODUCT CODES

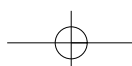
- L860 - 67mm PB KD Boxed
- L181 - 67mm PB KD Visi
- L861 - 67mm SC KD Boxed
- 238 - 67mm SC KD Visi
- L1007 - 80mm PB KD Boxed
- L1008 - 80mm SC KD Boxed

ASSOCIATED PRODUCTS REBATES (REVERSIBLE)

- 551 - 13mm SC
- 4113 - 13mm PB
- 10029 - 19mm SC
- L34 - 19mm PB
- L33 - 25mm SC
- L35 - 25mm PB

BLANKS

- 3698 - K722 Genuine
- 7000 - CHC Copy





Mortice Locks & Latches Sashlocks



Willenhall Locks M3 5 Lever Sashlock

Mechanism : 5 lever
 Case Size : 50mm
 Follower : 8mm
 Case Finish : Powder coated
 Forend Finish : Brass or satin chrome
 Keys Supplied : 2
 Keyed Alike : In-house
 Masterkeyed : N/A
 Differs : 100
 Packed Quantity : 1
 Handing : Reversible



FEATURES

- Ideal for doors with narrow stile (i.e glazed & French doors).

OPERATION

- Deadbolt is locked or unlocked by key from either side.
- Reversible latchbolt withdrawn by lever handle from either side.

Case Depth	50
Backset	32
Case Height	108
Centres	57
Forend Length	152
Forend Width	25

PRODUCT CODES

L11428 - 50mm PB KA Boxed
 4837 - 50mm PB KD Boxed
 L11427 - 50mm SC KA Boxed
 L237 - 50mm SC KD Boxed



Willenhall Locks M5 5 Lever Sashlock

Mechanism : 5 lever
 Case Sizes : 64mm
 Follower : 8mm
 Case Finish : Powder coated
 Forend Finish : Satin chrome
 Keys Supplied : 2
 Keyed Alike : Ex-stock (64mm PB only)
 & In-house
 Differs : 100
 Packed Quantity : 1
 Handing : Reversible



OPERATION

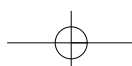
- Deadbolt is locked or unlocked by key from either side.
- Reversible latchbolt withdrawn by lever handle from either side.

	64mm	75mm
Case Depth	64	75
Backset	44	57
Case Height	108	108
Centres	56	56
Forend Length	152	152
Forend Width	25	25

PRODUCT CODES

4838 - 64mm PB KD Boxed
 L4676 - 64mm PB MK Boxed
 L5247 - 64mm SC KD Boxed
 4839 - 75mm PB KD Boxed

AS11107 - Blank AS-G12 Mortice
 L4677 - Master Key





Mortice Locks & Latches Sashlocks

5 Lever BS3621



Asec BS07 5 Lever Sashlock

Mechanism : 5 lever BS
 Case Size : 51mm, 64mm or 76mm
 Follower : 8mm
 Case Finish : Gold
 Forend Finish : Polished brass & stainless steel
 Keys Supplied : 2
 Keyed Alike : In-house
 Differs : 1,000
 Handing : Reversible
 Packed Quantity : 1



FEATURES

- Suitable for use on external doors.
- BS3621:2007 compliant.
- Insurance approved and police approved.
- Steel case with integral anti-drill plate on cap & case.
- 2 plated steel key / 1000 differs.
- Brass deadbolt with 2 hardened steel inserts.
- Key hole protection.
- Twist reversible latchbolt.
- 5 close gated levels with anti-pick device.
- Centres 57mm.
- 10 year guarantee.

OPERATION

- Deadbolt is locked or unlocked by key from either side.
- Reversible latchbolt withdrawn by lever handle from either side.

	64mm	76mm
Case Depth	64	76
Backset	44	57
Case Height	108	108
Forend Length	165	165
Forend Width	25	25

PRODUCT CODES

ASI 1323 - 64mm PB KD Boxed
 ASI 1319 - 64mm PB KD Visi
 ASI 1322 - 64mm SS KD Boxed
 ASI 1318 - 64mm SS KD Visi
 ASI 1325 - 76mm PB KD Boxed
 ASI 1321 - 76mm PB KD Visi
 ASI 1324 - 76mm SS KD Boxed
 ASI 1320 - 76mm SS KD Visi

ASSOCIATED PRODUCTS REBATES

ASI079 - 13mm PB
 ASI078 - 13mm SC
 ASI087 - 25mm PB
 ASI086 - 25mm SC



Era BS04 232 Fortress Classic 5 Lever Sashlock

Mechanism : 5 litres
 Case Size : 67mm
 Follower : 8mm
 Case Finish : Gold
 Forend Finish : Polished brass
 Keys Supplied : 3
 Keyed Alike : In-house
 Differs : 1000
 Handing : Reversible
 Packed Quantity : 1 boxed



FEATURES

- Higher security levels are delivered by a 20mm bolt throw on every lock, and both the Sashlock and Deadlock have hardened steel plates to resist drilling, and four hardened steel rollers in the deadbolt resist hacksawing.

OPERATION

- Deadbolt is locked or unlocked by key from either side.
- Latch bolt is withdrawn by lever handle from either side.

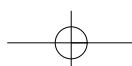
Case Depth	67
Backset	44
Case Height	109
Centres	57
Forend Length	162

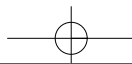
PRODUCT CODES

LI5084 - 64mm PB KD Boxed
 LI5092 - 64mm PB KD Visi

ASSOCIATED PRODUCTS REBATES

LI4960 - 13mm 428-312





Mortice Locks & Latches Sashlocks



Era BS07 262 & 362 Fortress 5 Lever Sashlock

Mechanism : 5 lever BS
 Case Size : 67mm or 79mm
 Follower : 8mm
 Case Finish : Red
 Forend Finish : Satin chrome or polished brass
 Keys Supplied : 2
 Keyed Alike : In-house
 Differs : 1000
 Handing : Reversible
 Packed Quantity : 1



	67mm	79mm
Case Depth	67	79
Backset	44	56
Case Height	109	109
Forend Length	57	57
Forend Width	162	162

FEATURES

- Higher security levels are delivered by a 20mm bolt throw on every lock, and both the Sashlock and Deadlock have hardened steel plates to resist drilling, and four hardened steel rollers in the deadbolt resist hacksawing.

OPERATION

- Deadbolt is locked or unlocked by key from either side.
- Latch bolt is withdrawn by lever handle from either side.

PRODUCT CODES

LI4767 - 67mm PB KD Boxed
 LI4768 - 67mm SC KD Boxed
 LI4771 - 79mm PB KD Boxed
 LI4772 - 79mm SC KD Boxed

ASSOCIATED PRODUCTS REBATES

LI4960 - 428-31 13mm
 LI4961 - 428-51 13mm

Legge BS07 5642 & 5762 5 Lever Sashlock

Mechanism : 5 lever
 Case Size : 64mm (5642) 76mm (5762)
 Follower : 8mm
 Case Finish : Black
 Forend Finish : Stainless steel or polished brass
 Keys Supplied : 3
 Keyed Alike : In-house
 Differs : 1000
 Packed Quantity : 1
 Handing : Reversible



	64mm	76mm
Case Depth	64	76
Backset	44	57
Case Height	108	108
Centres	57	57
Forend Length	165	165

FEATURES

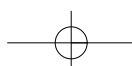
- Pierced to accept bolt through furniture.
- Suitable for use with unsprung lever handles.

OPERATION

- Deadbolt is locked or unlocked by key from either side.
- Reversible latchbolt withdrawn by lever handle from either side.


PRODUCT CODES

LI4916 - 64mm PB KD Boxed
 LI4917 - 64mm SS KD Boxed
 LI4918 - 76mm PB KD Boxed
 LI4919 - 76mm SS KD Boxed



Legge Tough, tried and tested

The Legge BS Lock - designed to offer reliable protection against attack.



Designed and tested to meet the BS standard BS3621:2007 the lock features a hardened steel bolt with a longer, 20mm throw, as well as a stronger forend and box keeper giving even greater resistance against attack. In addition to the BS kitemark the lock is also CE marked making it suitable for use on fire doors.

Benefiting from one of the fastest and easiest reversible latches on the market - the patented pull, twist and release system - the Legge BS lock is easy to fit and flexible to use.

Ideal for replacement purposes it can also be installed in the majority of existing mortices without the need for additional carpentry or spoiling the edge of the door.

...The Legge BS lock - tough against attack.

Tel. 01922 707400
www.ingersollrand.co.uk

IR Ingersoll Rand
Security Technologies

Briton Looking for a *fast* exit?

Try the Briton 500 Series panic hardware which can be fitted in half the time.



The Briton 500 Series panic hardware has undergone a radical transformation and can now be fitted in approximately 7 minutes - half the time of the existing range.

With a number of new and unique features, the Briton 560-570 is also easier to specify.

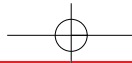
- Self-adhesive template and backplate for fast and accurate fixing
- Patented cable system enables easy on-site fitting and adjustment.
- Quick, simple and secure snap-on covers
- Ergonomically shaped touchbar make devices easier to operate
- Robust design for improved durability
- Simple modular system makes specification easier
- Suited design across all panic hardware – including similar styling to Briton 376 Series



For more information, visit www.ingersollrand.co.uk/fastexit.htm or scan the QR code above to see a short film on how easy it is to install the new Briton 500 Series.

Tel: 01922 707400
www.ingersollrand.co.uk

IR Ingersoll Rand
 Security Technologies



Mortice Locks & Latches Sashlocks



Securefast BS07 SKS2 & SKS3 5 Lever Sashlock

- Mechanism : 5 lever
- Case Sizes : 64mm & 76mm
- Follower : 8mm
- Case Finish : Blue
- Forend Finish : Brass or stainless steel
- Keys Supplied : 2
- Keyed Alike : In-house
- Masterkeyed : N/A
- Differs : 1,200
- Packed Quantity : 1
- Handing : Reversible

OPERATION

- Deadbolt is locked or unlocked by key from either side.
- Reversible latchbolt withdrawn by lever handle from either side.



	64mm	76mm
Case Depth	64	76
Backset	44	57
Case Height	108	108
Centres	57	57
Forend Length	152	152
Forend Width	25	25

PRODUCT CODES

- L14830 - 64mm PB KD Boxed
- L14832 - 64mm SS KD Boxed
- L14831 - 76mm PB KD Boxed
- L14833 - 76mm SS KD Boxed

ASSOCIATED PRODUCTS

REBATE

Works to order

BLANKS

ASI 1125 - Copy



Union BS04 222441 Euro Sashlock

- Mechanism : Euro sash
- Case Size : 67mm or 80mm
- Follower : 8mm
- Case Finish : Red, polished chrome
- Forend Finish : Stainless steel or polished brass
- Keys Supplied : 3
- Keyed Alike : In-house
- Differs : 40,000
- Handing : Reversible
- Packed Quantity : 1

FEATURES

- For timber doors hinged on the left or right.
- Also suitable for steel & composite doors - special fixings required.
- Not supplied master keyed.

OPERATION

- Deadbolt is locked or unlocked by euro profile cylinder key from either side.
- 20mm throw deadbolt for secure positive deadlocking and additional resistance against attack.
- Latch bolt withdrawn by lever handle from either side.
- Reversible latch bolt.
- Cylinder options - key and key.



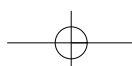
	67mm	80mm
Case Depth	67	80
Backset	45	57
Case Height	109	109
Forend Length	176	176
Forend Width	26	26

PRODUCT CODES

- L12606 - 67mm PB KD Boxed
- L12607 - 67mm SC KD Boxed
- L12605 - 80mm PB KD Boxed
- L12604 - 80mm SC KD Boxed

KEY BLANKS

6 Pin - KB502






Mortice Locks & Latches Sashlocks



Union BS07 2234E 5 Lever Sashlock

- Mechanism : 5 lever
- Case Sizes : 67mm & 80mm
- Follower : 8mm (one way action)
- Case Finish : Red, polished chrome
- Forend Finish : Brass or satin chrome
- Keys Supplied : 23
- Keyed Alike : Ex-stock & In-house
- Differs : 1,000 +
- Packed Quantity : Boxed - 1 visi - 5
- Handing : Reversible



FEATURES

- Pierced to accept bolt through furniture.
- Suitable for use with unsprung lever handles.

OPERATION

- Deadbolt is locked or unlocked by key from either side.
- Reversible latchbolt withdrawn by lever handle from either side.

	67mm	80mm
Case Depth	67	80
Backset	44	57
Case Height	111	111
Centres	57	57
Forend Length	177	177
Forend Width	25	25

PRODUCT CODES

- L12484 - 67mm PL KA Boxed
- L12480 - 67mm PL KD Boxed
- L12467 - 67mm PL KD Visi
- L12483 - 67mm SC KA Boxed
- L12479 - 67mm SC KD Boxed
- L12468 - 67mm SC KD Visi
- L12482 - 80mm PL KD Boxed
- L12469 - 80mm PL KD Visi
- L12481 - 80mm SC KD Boxed
- L12470 - 80mm SC KD Visi

RELATED PRODUCTS REBATES (REVERSIBLE)

- L4512 - 13mm SC
- L4511 - 13mm PL

BLANKS

- 10376 - KB430 Genuine
- AS11111 - Copy



Union BS07 3K74E 5 Lever Sashlock

- Mechanism : 5 lever
- Case Sizes : 67mm & 80mm
- Follower : 8mm
- Case Finish : Silver
- Forend Finish : Brass or satin chrome
- Keys Supplied : 2
- Keyed Alike : In-house
- Masterkeyed : In-house + works
- Differs : 1,000 +
- Packed Quantity : Boxed - 1 visi - 5
- Handing : Reversible



FEATURES

- Roller latchbolt means lock is suitable for fitting in doors both left and right hand hung, without modification.

OPERATION

- Deadbolt is locked or unlocked by key from either side.
- Roller latchbolt withdrawn by lever handle from either side.

	67mm	80mm
Case Depth	67	80
Backset	40	53
Case Height	108	108
Centres	56	56
Forend Length	152	152
Forend Width	25	25

PRODUCT CODES

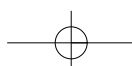
- L12095 - 67mm PB KA Boxed
- L12089 - 67mm PB KD Boxed
- L12090 - 67mm PB KD Visi
- L12096 - 67mm SC KA Boxed
- L12091 - 67mm SC KD Boxed
- L12092 - 67mm SC KD Visi
- L12093 - 80mm PB KD Boxed
- L13469 - 80mm PB KD Visi
- L12094 - 80mm SC KD Boxed
- L13468 - 80mm SC KD Visi

RELATED PRODUCTS REBATES (REVERSIBLE)

- 551 - 13mm SC
- 4113 - 13mm PB
- 10029 - 19mm SC
- L34 - 19mm PB
- L33 - 25mm SC
- L35 - 25mm PB

BLANKS

- 3698 - K722 Genuine
- 7000 - CHC Copy





Mortice Locks & Latches Sashlocks



Union J2200 Strongbolt BS3621: 2007 5 Lever Sashlock

- Mechanism : 5 lever
- Case Sizes : 68mm or 81mm
- Follower : 8mm
- Case Finish : Red
- Forend Finish : Satin chrome or polished brass
- Keys Supplied : 2
- Keyed Alike : In-house
- Differs : 1000+
- Packed Quantity : 1
- Handing : Reversible



PRODUCT CODES
 LI6611 - 68mm PL KD Boxed
 LI6613 - 68mm SC KD Boxed
 LI6612 - 81mm PL KD Boxed
 LI6614 - 81mm SC KD Boxed

FEATURES

- Pierced to accept bolt through furniture chamfered bolt.

OPERATION

- Deadbolt is locked or unlocked by key from either side.
- Reversible latchbolt withdrawn by lever handle from either side.


	68mm	81mm
Case Depth	68	81
Backset	45	57
Case Height	109	109
Centres	57	57
Forend Length	162	162
Forend Width	26	26

6 Lever



Union 4G 6 Lever Sashlock

- Mechanism : 6 lever
- Case Size : 78mm
- Follower : 8mm
- Case Finish : Grey powder coated
- Forend Finish : Stainless steel
- Keys Supplied : 3
- Differs : 3000
- Handing : Left or right
- Packed Quantity : 10



PRODUCT CODES
 1785 - 78mm SS KD 4BGB LH
 1778 - 78mm SS KD 4G LH
 1780 - 78mm SS KD 4G RH
 1789 - 78mm SS KD 4GB RH

FEATURES

- Supplied with thumb turn and escutcheon.

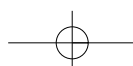
OPERATION

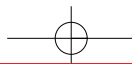
- Deadbolt locked or unlocked by key from outside.
- Deadbolt locked or unlocked by separate turn from inside.
- Latch bolt withdrawn by lever handle.

Note:

GB versions come complete with Union 33RR lever furniture.

Case Depth	78
Backset	51
Case Height	122
Centres	57/ 67
Forend Length	177





Mortice Locks & Latches Sashlocks

Cylinder - Euro



Asec Euro Sashcase

Mechanism : Euro cylinder
 Case Size : 64mm or 76mm
 Follower : 8mm
 Case Finish : Gold
 Forend Finish : Stainless steel or polished brass
 Handing : Reversible
 Packed Quantity : 1

FEATURES

- Pierced to accept B17 bolt through furniture.
- Reversible latchbolt.

OPERATION

- Latch bolt withdrawn by lever handle either side.
- Dead bolt locked or unlocked by key both sides or by thumb turn inside depending on the type of cylinder.



ASI1336

	64mm	76mm
Case Depth	64	76
Backset	44	56
Case Height	108	108
Forend Length	164	164
Forend Width	25	25

PRODUCT CODES

- ASI 1336 - 64mm PB Boxed
- ASI 1337 - 64mm PB Visi
- ASI 1334 - 64mm SS Boxed
- ASI 1335 - 64mm SS Visi
- ASI 1340 - 76mm PB Boxed
- ASI 1341 - 76mm PB Visi
- ASI 1338 - 76mm SS Boxed
- ASI 1339 - 76mm SS Visi

Briton Briton 5420 DIN Euro Sashcase

Mechanism : Euro profile cylinder
 Case Size : 165 x 93 x 15mm
 Backset : 60mm
 Centres : 72mm
 Case Finish : Silver
 Forend Finish : Stainless steel
 Packed Quantity : 1 per box

FEATURES

- Heavy duty.
- Follower to cylinder 72mm.
- Based on the dimensional requirements of DIN18251.
- EN 12209.
- Included in a successful time test to EN 1634, CE marked.

OPERATION

- Sashlock has a cylinder to latch function where both latch and deadbolt can be with drawn by cylinder or thumb turn.
- The lock can be operated by lever handles to with draw the latchbolt. The deadbolt can be thrown and withdrawn from one of both sides as required depending on the cylinder selected.



LI3624

Case Depth	93
Backset	60
Case Height	165
Forend Length	235
Forend Width	20

PRODUCT CODES

- LI3624 - 60mm SS Radius Boxed
- LI3625 - 60mm SS Square Boxed

CYLINDERS

Keyed alike and masterkeyed cylinders available ex-stock. Refer to Cylinder section for full details.



Era 226 & 326 Euro Sashcase


Mechanism : Euro cylinders
 Case Size : 65mm or 77mm
 Follower : 8mm
 Case Finish : Grey
 Forend Finish : Satin chrome
 Handing : Reversible
 Packed Quantity : 1

FEATURES

- Pierced to accept B12 furniture.
- Latch bolt easily reversible.
- Replaces most existing door locks.

OPERATION

- Deadbolt is locked or unlocked by Euro profile double cylinder or cylinder and turn.

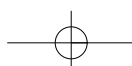


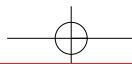
LI2453

	65mm	77mm
Case Depth	65	77
Backset	44	56
Case Height	111	111
Forend Length	162	162
Forend Width	25	25
Centres	47	47

PRODUCT CODES

- LI2453 - 65mm PB Boxed
- LI2454 - 65mm SC Boxed
- LI2455 - 76mm PB Boxed
- LI2456 - 76mm SC Boxed





Mortice Locks & Latches Sashlocks



Era 264 Euro Sashcase

Mechanism : Euro cylinder
 Case Size : 67mm
 Follower : 8mm
 Case Finish : Red
 Forend Finish : Satin chrome
 Handing : Reversible
 Packed Quantity : 1

FEATURES

- Latch bolt withdrawn by lever handle on either side.

OPERATION

- Deadbolt is locked or unlocked by key both sides or by thumb turn depending on type or cylinder.



L15641

Case Depth	67
Backset	44
Case Height	109
Forend Length	48
Forend Width	26

PRODUCT CODES

L15641 - 64mm SC Case Only Boxed

ASSOCIATED PRODUCTS

L14961 - 13mm SC 428-51



Union 22214 Euro Sashlock

Mechanism : Oval cylinder
 Case Size : 48mm
 Follower : 8mm
 Case Finish : Enamelled silver
 Forend Finish : Satin chrome
 Keys Supplied : 3
 Keyed Alike : In-house
 Packed Quantity : 10
 Handing : Reversible

FEATURES

- Supplied c/w 2x6 double cylinder.
- Suitable for use with unsprung lever handles.
- Suitable for metal doors.

OPERATION

- Deadbolt is locked or unlocked by oval profile single cylinder, double cylinder or cylinder & turn.
- Reversible latchbolt withdrawn by lever handles or by key from either side.



3283

Case Depth	48
Backset	31
Case Height	108
Centres	48
Forend Length	153
Forend Width	22

PRODUCT CODES

3283 - 50mm SC KD Bagged

BLANK

4035 - Blank Cylinder KB502B Brass
 L1392 - Oval Furniture 742047 SA
 6228 - UNI3 Silca

CYLINDERS

Keyed alike and masterkeyed cylinders available ex-stock. Refer to Cylinder section for full details.



Union 3C20 Euro Sashlock

Mechanism : Euro cylinder
 Case Size : 73mm
 Follower : 8mm
 Case Finish : Silver
 Forend Finish : Satin chrome
 Packed Quantity : 1
 Handing : Reversible

FEATURES

- Reversible latch bolt.
- Pierced to accept B17 bolt through fixing.

OPERATION

- Latch bolt withdrawn by lever handle either side.
- Deadbolt locked or unlocked by key either side or by thumb turn inside depending on type of cylinder.

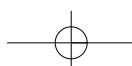


L2606

Case Depth	73
Backset	44
Case Height	148
Centres	53
Forend Length	200
Forend Width	25

PRODUCT CODES

L2606 - 73mm SC Boxed



Mortice Locks & Latches Sashlocks



Union L2049 Horizontal Euro Sashcase

Mechanism : Euro cylinder
 Case Size : 152mm
 Follower : 8mm (two way action)
 Case Finish : Enamelled silver
 Forend Finish : Brass or satin chrome
 Packed Quantity : 5
 Handing : Reversible

FEATURES

- Deadbolt is locked or unlocked by euro profile single cylinder, double cylinder or cylinder & turn.
- Reversible latchbolt withdrawn by knob from either side.

OPERATION

- Pierced to accept bolt through furniture.



L5092

Case Depth	152
Backset	51
Case Height	70
Forend Length	121
Forend Width	25

PRODUCT CODES

L5092 - 152mm PL KD Bagged
 L5091 - 152mm SC KD Bagged

ASSOCIATED PRODUCTS

REBATES

3325 - 13mm SC
 10047 - 13mm PL
 3326 - 19mm SC
 10213 - 19mm PL
 3327 - 25mm SC
 9999 - 25mm PL
 7984 - Strike Only SC
 4578 - Strike Only PL

CYLINDERS

Keyed alike and masterkeyed cylinders available ex-stock. Refer to Cylinder section for full details.



Union L2244E Euro Sashcase

Mechanism : Euro cylinder
 Case Sizes : 67mm & 80mm
 Follower : 8mm
 Case Finish : Red
 Forend Finish : Brass or satin chrome
 Keys Supplied : 3
 Packed Quantity : 1
 Handing : Reversible

FEATURES

- Pierced to accept bolt through furniture.

OPERATION

- Deadbolt is locked or unlocked from either side by key or turn on inside, using euro profile cylinder.
- Reversible latchbolt withdrawn by lever handle from either side.



L12491

	67mm 80mm	
Case Depth	67	80
Backset	45	57
Case Height	109	109
Centres	48	48
Forend Length	176	176
Forend Width	25	25

PRODUCT CODES

L12491 - 67mm PL Boxed
 L12492 - 67mm SC Boxed
 L12493 - 80mm PL Boxed
 L12494 - 80mm SC Boxed

ASSOCIATED PRODUCTS

REBATES

L8290 - 13mm SC
 L8291 - 13mm PL
 L8292 - 19mm SC
 L8294 - 25mm SC

CYLINDERS

Keyed alike and masterkeyed cylinders available ex-stock. Refer to Cylinder section for full details.



Union L2249 Euro Sashcase

Mechanism : Euro cylinder
 Case Sizes : 64mm & 76mm
 Follower : 8mm
 Case Finish : Silver
 Forend Finish : Brass or satin chrome
 Packed Quantity : 10
 Handing : Reversible

FEATURES

- Pierced to accept bolt through furniture.

OPERATION

- Deadbolt is locked or unlocked by euro profile single cylinder, double cylinder or cylinder & turn.
- Reversible latchbolt withdrawn by lever handle from either side.



L5100

	64mm 76mm	
Case Depth	64	76
Backset	44	57
Case Height	108	108
Centres	48	48
Forend Length	152	152
Forend Width	25	25

PRODUCT CODES

L5100 - 64mm PL Bagged
 L5099 - 64mm SC Bagged
 L5098 - 76mm PL Bagged
 L5097 - 76mm SC Bagged

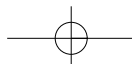
ASSOCIATED PRODUCTS

REBATES

3332 - 13mm SC
 3353 - 13mm PL
 3333 - 19mm SC
 10215 - 19mm PL
 3334 - 25mm SC
 3354 - 25mm PL

CYLINDERS

Keyed alike and masterkeyed cylinders available ex-stock. Refer to Cylinder section for full details.



Mortice Locks & Latches Sashlocks



Union L2C21 DIN Euro Sashcase

Mechanism : Euro cylinder
 Case Size : 85mm
 Follower : 8mm
 Case Finish : Black
 Forend Finish : Stainless steel
 Packed Quantity : 1
 Handing : Reversible

FEATURES

- Modular case.
- Reversible latch bolt.
- Suitable for unsprung furniture up to 0.75kg.

OPERATION

- Double throw 20mm deadbolt is thrown when key is turned twice.



L14598

Case Depth	85	Centres	72
Backset	55	Forend Length	235
Case Height	175	Forend Width	24

PRODUCT CODES

L14598 - 85mm SS Radius Boxed
 L14599 - 85mm SS Square Boxed



Willenhall Locks EPI Euro Sashcase

Mechanism : Euro cylinder
 Case Size : 50mm
 Follower : 8mm
 Case Finish : Powder coated
 Forend Finish : SCP
 Packed Quantity : 1
 Handing : Reversible

FEATURES

- Ideal for doors with narrow stile (i.e glazed and French doors).

OPERATION

- Deadbolt is locked or unlocked by euro profile single cylinder, double cylinder or cylinder & turn.
- Reversible latchbolt withdrawn by lever handle from either side.



L172

Case Depth	50
Backset	32
Case Height	108
Centres	48
Forend Length	152
Forend Width	25

PRODUCT CODES

L172 - 50mm SAA Boxed

CYLINDERS

Keyed alike and masterkeyed cylinders available ex-stock. Refer to Cylinder section for full details.



Yale 3100 Euro Sashcase

Mechanism : Euro cylinder
 Case Sizes : 64mm & 76mm
 Follower : 8mm
 Case Finish : Dark metallic grey
 Forend Finish : Brass or stainless steel
 Packed Quantity : 1

FEATURES

- Pierced to accept bolt through furniture.
- Suitable for use with unsprung lever handles.

OPERATION

- Deadbolt is locked or unlocked by key from either side by key, using double cylinder.
- Reversible latchbolt withdrawn by lever handle from either side.



L3503

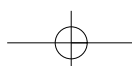
	64mm 76mm	
Case Depth	64	76
Backset	45	57
Case Height	108	108
Centres	48	48
Forend Length	152	152
Forend Width	25	25

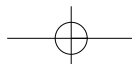
PRODUCT CODES

L3503 - 64mm PB Boxed
 L3501 - 64mm SS Boxed
 L3504 - 76mm PB Boxed
 L3502 - 76mm SS Boxed

CYLINDERS

Keyed alike and masterkeyed cylinders available ex-stock. Refer to Cylinder section for full details.





Mortice Locks & Latches Sashlocks

Yale Yale 3200 Euro Sashcase

Mechanism : Euro cylinder
 Case Sizes : 64mm & 76mm
 Follower : 8mm
 Case Finish : Enamelled nickel bronze
 Forend Finish : Brass or stainless steel
 Packed Quantity : 1
 Handing : Reversible

FEATURES

- Pierced to accept bolt through furniture.
- Suitable for use with unsprung lever handles.

OPERATION

- Deadbolt is locked or unlocked by euro profile single cylinder, double cylinder or cylinder & turn.
- Reversible latchbolt withdrawn by lever handle from either side.



	64mm	76mm
Case Depth	64	76
Backset	45	57
Case Height	108	108
Centres	48	48
Forend Length	152	152
Forend Width	25	25

PRODUCT CODES

9863 - 64mm PB Boxed
 9861 - 64mm SS Boxed
 9864 - 76mm PB Boxed
 9862 - 76mm SS Boxed

CYLINDERS

Keyed alike and masterkeyed cylinders available ex-stock. Refer to Cylinder section for full details.

Yale Yale L22070 Euro Sashcase

Mechanism : Euro cylinder
 Case Size : 54mm
 Follower : 8mm
 Case Finish : Silver
 Forend Finish : Satin chrome
 Packed Quantity : 1
 Handing : Reversible

FEATURES

- Double throw deadbolt. 1st throw =12mm, 2nd throw =12mm.
- Suitable for metal doors.
- Supplied without faceplate plus striking plate. (to order only).

OPERATION

- Deadbolt is locked or unlocked by euro profile single cylinder, double cylinder or cylinder & turn.
- Reversible latchbolt withdrawn by lever handle or by key from either side.



Case Depth	54
Backset	36
Case Height	115
Centres	48
Forend Length	166
Forend Width	25

PRODUCT CODES

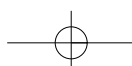
L1419 - 54mm SC Bagged

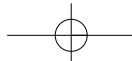
ASSOCIATED PRODUCTS

L1391 - Furniture 742027 SA
 L1394 - Euro Furniture

CYLINDERS

Keyed alike and masterkeyed cylinders available ex-stock. Refer to Cylinder section for full details.





Mortice Locks & Latches Sashlocks

Yale Yale L22080 Euro Sashcase

- Mechanism : Euro cylinder
- Case Size : 50mm
- Follower : 8mm
- Case Finish : Enamelled silver
- Forend Finish : Satin chrome
- Packed Quantity : 5
- Handing : Reversible

FEATURES

- Anti-thrust snib automatically deadlocks the latchbolt when door is in closed position.

OPERATION

- Deadbolt is locked or unlocked by key from either side using euro profile double cylinder.
- Reversible latchbolt withdrawn by lever handles or by key from either side.



L8501

Case Depth	50
Backset	30
Case Height	124
Centres	48
Forend Length	223
Forend Width	25

PRODUCT CODES

L8501 50mm SC Bagged

CYLINDERS

Keyed alike and masterkeyed cylinders available ex-stock. Refer to Cylinder section for full details.

Yale Yale 2214 Euro Sashcase

- Mechanism : Oval cylinder
- Case Size : 48mm
- Follower : 8mm
- Case Finish : Enamelled silver
- Forend Finish : Satin chrome
- Keys Supplied : 3
- Keyed Alike : In-house
- Packed Quantity : 10
- Handing : Reversible

FEATURES

- Supplied c/w 2x6 double cylinder.
- Suitable for use with unsprung lever handles.
- Suitable for metal doors.

OPERATION

- Deadbolt is locked or unlocked by oval profile single cylinder, double cylinder or cylinder & turn.
- Reversible latchbolt withdrawn by lever handles or by key from either side.



3097

Case Depth	48
Backset	31
Case Height	108
Centres	48
Forend Length	153
Forend Width	22

PRODUCT CODES

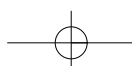
3097 - 48mm SC Bagged

BLANKS

4035 - KB502B Genuine
6228 - UNI3 Copy

CYLINDERS

Keyed alike and masterkeyed cylinders available ex-stock. Refer to Cylinder section for full details.



Mortice Locks & Latches Sashlocks

Yale Yale L2224 Euro Sashcase

Mechanism : Euro cylinder
 Case Size : 48mm
 Follower : 8mm (one way action)
 Case Finish : Silver
 Forend Finish : Satin chrome
 Packed Quantity : 1
 Handing : Reversible

FEATURES

- Suitable for metal doors.
- Suitable for use with unprung lever handles.

OPERATION

- Deadbolt is locked or unlocked by euro profile single cylinder; double cylinder or cylinder & turn.
- Reversible latchbolt withdrawn by lever handle or by key from either side.



L28

Case Depth	48
Backset	31
Case Height	108
Centres	48
Forend Length	153
Forend Width	22

PRODUCT CODES

L28 - 48mm SC

CYLINDERS

Keyed alike and masterkeyed cylinders available ex-stock. Refer to Cylinder section for full details.

Cylinder - Euro BS3621

ERA Era BS07 264 & 364 Euro Sashlock

Mechanism : Euro cylinder
 Case Size : 67mm or 76mm
 Follower : 8mm
 Case Finish : Red
 Forend Finish : Satin chrome or polished brass
 Keys Supplied : 3
 Differs : 100,000
 Handing : Reversible
 Packed Quantity : 1

FEATURES

- BS3621: compliant.
- Supplied with Euro double cylinder.
- Higher security levels are delivered by a 20mm bolt throw on every lock, and both the Sashlock and Deadlock have hardened steel plates to resist drilling, and four hardened steel rollers in the deadbolt to resist hacksawing.

OPERATION

- Latch bolt withdrawn by lever handle either side.
- Deadbolt locked or unlocked by key from either side.



L16246

BS07

	67mm 76mm	
Case Depth	67	76
Backset	44	156
Case Height	109	109
Forend Length	162	162
Forend Width	26	26

PRODUCT CODES

L16244 - 67mm PB KD Boxed
 L16245 - 67mm SC KD Boxed
 L16246 - 79mm PB KD Boxed
 L16247 - 79mm SC KD Boxed

ASSOCIATED PRODUCTS

REBATES


L16960 - 13mm PB 428-31
 L14961 - 13mm SC 428-51

Mortice Locks & Latches Sashlocks



Era BS04 334 Fortress Euro Sashlock

Mechanism : Euro Cylinder
 Case Size : 79mm
 Follower : 8mm
 Case Finish : Red
 Forend Finish : Satin chrome
 Keys Supplied : 3
 Differs : 30,000
 Handing : Reversible
 Packed Quantity : 5 outer, 1 inner



PRODUCT CODES

L16594 - 79mm SC Boxed
 L16593 - 79mm PB Boxed

FEATURES

- BS3621: compliant.
- Supplied with key and turn cylinder.
- Especially relevant for entrance doors in multi-residential and other buildings.
- A keyless lever on the inside of the door ensures its possible to make an emergency escape in the event of a fire.

OPERATION

- Deadbolt locked or unlocked by key from outside by thumb turn on inside.
- Latch bolt withdrawn by lever handle from either side.

Case Depth	79
Backset	56
Case Height	109
Centres	48
Forend Length	162

Cylinder - Euro / Oval

Briton Briton 5220-57 Euro / Oval Sashcase

Mechanism : Euro oval cylinder
 Case Size : 76mm
 Follower : 8mm
 Case Finish : Black
 Forend Finish : Stainless steel or polished brass
 Packed Quantity : 1
 Handing : Reversible



PRODUCT CODES

L14862 - 76mm PB Boxed
 L14861 - 76mm SS Boxed

FEATURES

- Suitable for Euro or oval cylinders.
- Reversible latch bolt.
- Pierced to accept bolt through furniture.

OPERATION

- Latch bolt withdrawn by lever handle either side.
- Deadbolt locked or unlocked by key either side or thumb turn inside depending on type of cylinder.

Case Depth	76
Backset	57
Case Height	108
Centres	56/ 57
Forend Length	165
Forend Width	25

Mortice Locks & Latches Sashlocks



Union L2270 Euro / Oval Sashcase

- Mechanism : Oval or Euro cylinder
- Case Sizes : 94mm & 114mm
- Follower : 8mm (one way action)
- Case Finish : Gold
- Forend Finish : Satin chrome
- Packed Quantity : 1
- Handing : Reversible

FEATURES

- Fully interchangeable with oval and euro profile cylinders.
- Pierced to accept bolt through furniture.
- Suitable for use with unsprung lever handles.

OPERATION

- Deadbolt is locked or unlocked by euro or oval profile single cylinder, double cylinder or cylinder & turn.
- Reversible latchbolt withdrawn by lever handle from either side.



L2925

	94mm	114mm
Case Depth	94	114
Backset	60	80
Case Height	165	165
Centres	72	72
Forend Length	234	234
Forend Width	27	27

PRODUCT CODES

- L2925 - 114mm SC Boxed
- 9141 - 95mm SC Boxed

ASSOCIATED PRODUCTS

REBATES Works (To Order)

CYLINDERS

Keyed alike and masterkeyed cylinders available ex-stock. Refer to Cylinder section for full details.

Cylinder - Oval



Era 224 & 324 Oval Sashcase

- Mechanism : Oval cylinders
- Case Size : 64mm or 76mm
- Follower : 8mm
- Case Finish : Grey
- Forend Finish : Satin chrome or polished brass
- Handing : Reversible
- Packed Quantity : 1

FEATURES

- Pierced to accept bolt through furniture.
- Latch bolt easily reversible.
- Replaces most existing door locks.

OPERATION

- Deadbolt is locked or unlocked by Oval profile double cylinder or cylinder and turn.



L17458

	64mm	76mm
Case Depth	64	76
Backset	44	56
Case Height	109	109
Centres	47	47
Forend Length	162	162
Forend Width	25	25

PRODUCT CODES

- L17458 - 64mm PB Boxed
- L17459 - 64mm SC Boxed
- L17460 - 76mm PB Boxed
- L17461 - 76mm SC Boxed

Mortice Locks & Latches Sashlocks



Union L204I Horizontal Oval Sashcase

- Mechanism : Oval cylinder
- Case Size : 152mm
- Follower : 8mm (two way action)
- Case Finish : Enamelled silver
- Forend Finish : Brass or satin chrome
- Packed Quantity : 5
- Handing : Reversible



FEATURES

- Pierced to accept bolt through furniture.

OPERATION

- Deadbolt is locked or unlocked by oval profile single cylinder, double cylinder or cylinder & turn.
- Reversible latchbolt withdrawn by knob from either side.

Case Depth	152
Backset	127
Case Height	51
Centres	70
Forend Length	121
Forend Width	25

PRODUCT CODES

- L529 - 152mm PL Bagged
- 3256 - 152mm SC Bagged

ASSOCIATED PRODUCTS

REBATES

- 3325 - 13mm SC
- 10047 - 13mm PL
- 3326 - 19mm SC
- 10213 - 19mm PL
- 3327 - 25mm SC
- 9999 - 25mm PL
- 7984 - Strike Only SC
- 4578 - Strike Only PL

CYLINDERS

Keyed alike and masterkeyed cylinders available ex-stock. Refer to Cylinder section for full details.



Union L224I Oval Sashcase

- Mechanism : Oval cylinder
- Case Sizes : 64mm, 76mm & 102mm
- Follower : 8mm (one way action)
- Case Finish : Silver
- Forend Finish : Brass or satin chrome
- Packed Quantity : 64mm & 76mm - 10
102mm - 2
- Handing : Reversible



FEATURES

- Pierced to accept bolt through furniture.
- Suitable for use with unsprung lever handles.

OPERATION

- Deadbolt is locked or unlocked by oval profile single cylinder, double cylinder or cylinder & turn.
- Reversible latchbolt withdrawn by lever handle from either side.

	64mm	75mm	102mm
Case Depth	64	76	102
Backset	44	57	82
Case Height	108	108	108
Centres	48	48	48
Forend Length	152	152	152
Forend Width	25	25	25

PRODUCT CODES

- L5564 - 102mm PL Bagged
- 3252 - 102mm SC Bagged
- 10416 - 64mm PL Bagged
- 3247 - 64mm SC Bagged
- 10415 - 76mm PL Bagged
- 3249 - 76mm SC Bagged

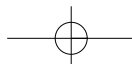
ASSOCIATED PRODUCTS

REBATES

- 3332 - 13mm SC
- 3353 - 13mm PL
- 3333 - 19mm SC
- 10215 - 19mm PL
- 3334 - 25mm SC
- 3354 - 25mm PL

CYLINDERS

Keyed alike and masterkeyed cylinders available ex-stock. Refer to Cylinder section for full details.



Mortice Locks & Latches Sashlocks

Detainer



Union 3J60 Horizontal Detainer Sashlock

- Mechanism : 5 detainer
- Case Size : 165mm
- Follower : 8mm
- Case Finish : Silver
- Forend Finish : Silver
- Keys Supplied : 2
- Keyed Alike : In-house
- Masterkeyed : Limited In-house or works
- Differs : 25,000
- Packed Quantity : 1
- Handing : Reversible

FEATURES

- Can be masterkeyed or keyed alike with other detainer mortice locks.

OPERATION

- Deadbolt is locked or unlocked by key from either side.
- Reversible latchbolt withdrawn by knob from either side.



Case Depth	165
Backset	150
Case Height	83
Centres	97
Forend Length	143
Forend Width	25

PRODUCT CODES

254 - 165mm SE KD Boxed

BLANKS

3693 - K521 Genuine
7127 - CHL Copy



Union 3K70 Detainer Sashlock

- Mechanism : 5 detainer
- Case Size : 73mm
- Follower : 8mm
- Case Finish : Silver
- Forend Finish : Brass or satin chrome
- Keys Supplied : 2
- Keyed Alike : Ex-stock & In-house
- Masterkeyed : 12 maximum - In-house
- Over 12 - works
- Differs : 25,000
- Packed Quantity : 1
- Handing : Right hand illustrated

FEATURES

- Supplied handed but can be reversed on site.

OPERATION

- Deadbolt is locked or unlocked by key from either side.
- Reversible latchbolt withdrawn by lever handle from either side.



Case Depth	73
Backset	44
Case Height	147
Centres	56
Forend Length	200
Forend Width	25

PRODUCT CODES

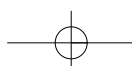
215 - 73mm PB KD LH Boxed
217 - 73mm PB KD RH Boxed
219 - 73mm SC KD LH Boxed
222 - 73mm SC KD RH Boxed

ASSOCIATED PRODUCTS REBATES

553 - 13mm SC LH
564 - 13mm PB LH
555 - 13mm SC RH
569 - 13mm PB RH
480 - 3K70 Furniture Satin
L8787 - 1189 Furniture PB

BLANKS

3693 - K521
7127 - CHL Copy



Mortice Locks & Latches Sliding Door Locks

3 Lever



Union 2477 3 Lever Clawbolt

Mechanism : 3 Lever
 Case Size : 76mm
 Case Finish : Enamelled silver
 Forend Finish : Brass or satin chrome
 Keys Supplied : 2
 Keyed Alike : In-house
 Differs : 100
 Packed Quantity : 2



OPERATION

- Clawbolt is locked or unlocked by key from either side.

Case Depth	76
Backset	57
Case Height	70
Forend Length	120
Forend Width	25

PRODUCT CODES

9959 - 75mm PL KD Boxed
 3297 - 75mm SC KD Bagged

ASSOCIATED PRODUCTS REBATES

3328 - 13mm SC
 3351 - 13mm PL
 3331 - 25mm SC
 3352 - 25mm PL

BLANKS

4219 - KB436 Genuine
 ASI1041 - Copy

4 Lever



Willenhall Locks 3500 Locking Hookbolt

Mechanism : 4 Lever
 Case Size : (3") 76mm
 Case Finish : Steel
 Forend Finish : Satin chrome or polished brass
 Keys Supplied : 2
 Keyed Alike : Works
 Packed Quantity : 1



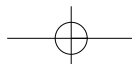
OPERATION

- Top hook bolt operated by handle plates (supplied) from either side which are inoperable when locked.
- Bottom hook bolt operable by key from either side.

Case Depth	76
Backset	56
Case Height	114
Forend Length	165
Forend Width	25

PRODUCT CODES

L13639 - 75mm PB KD Boxed
 L13638 - 75mm SC KD Boxed



Mortice Locks & Latches Sliding Door Locks

5 Lever



Union 2401 5 Lever Clawbolt

- Mechanism : 5 lever
- Case Size : 76mm
- Case Finish : Red
- Forend Finish : Satin chrome
- Keys Supplied : 2
- Keyed Alike : In-house
- Differs : 600
- Packed Quantity : 1

OPERATION

- Clawbolt is locked or unlocked by key from either side.



Case Depth	76
Backset	57
Case Height	70
Forend Length	120
Forend Width	25

PRODUCT CODES

9016 - 75mm SC KD Boxed

ASSOCIATED PRODUCTS

REBATES

- 3328 - 13mm SC
- 3351 - 13mm PL
- 3329 - 19mm SC
- 10214 - 19mm PL
- 3331 - 25mm SC
- 3352 - 25mm PL

BLANKS

- 10376 - KB430 Genuine
- AS11111 - TS346 Copy

Cylinder - Euro



Cisa 45110 Euro Hookbolt Case

- Mechanism : Euro cylinder
- Case Size : 50mm
- Case Finish : Zinc plated
- Forend Finish : Nickel plated
- Packed Quantity : 1

OPERATION

- Suitable for metal sliding doors.
- Hookbolt is locked or unlocked by euro pro file single cylinder; double cylinder or cylinder & turn.



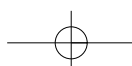
Case Depth	50
Backset	30
Case Height	100
Forend Length	158
Forend Width	20

PRODUCT CODES

LI554 - 50mm NP Boxed

CYLINDERS

Keyed alike and masterkeyed cylinders available ex-stock. Refer to Cylinder section for full details.





Mortice Locks & Latches Sliding Door Locks

Cylinder - Oval

Cisa 45010 Small Oval Hookbolt

- Mechanism : Small Oval Cylinder
- Case Size : 30mm
- Case Finish : Zinc Plated
- Forend Finish : Satin Nickel
- Keys Supplied : 3
- Keyed Alike : In-house
- Masterkeyed : N/A
- Packed Quantity : 1



2977

OPERATION

- Suitable for metal sliding doors with very narrow stile.
- Supplied c/w 08210-02 double cylinder.

OPERATION

- Hookbolt is locked or unlocked from either side by small oval profile double cylinder.

Case Depth	30
Backset	16
Case Height	100
Forend Length	158
Forend Width	20

PRODUCT CODES

2977 - 30mm NP KD Boxed

ASSOCIATED PRODUCTS

9155 - 08210-02 NP
4408 - 08210-02 PB



Union L2441 Oval Clawbolt Case

- Mechanism : Oval Cylinder
- Case Size : 76mm
- Case Finish : Enamelled Silver
- Forend Finish : Satin Chrome
- Packed Quantity : 10



1389

FEATURES

- Pierced to accept bolt through furniture.
- Supplied c/w matching oval profile escutcheon plates.

OPERATION

- Clawbolt is locked or unlocked by oval profile single cylinder, double cylinder or cylinder & turn.

Case Depth	76
Backset	57
Case Height	108
Forend Length	152
Forend Width	25

PRODUCT CODES

L10804 - 75mm PL Bagged
1389 - 75mm SC Bagged

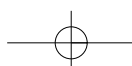
ASSOCIATED PRODUCTS

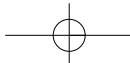
REBATES (REVERSIBLE)

3497 - 13mm SC
3499 - 19mm SC
3500 - 25mm SC

CYLINDERS

Keyed alike and masterkeyed cylinders available ex-stock. Refer to Cylinder section for full details.





Mortice Locks & Latches Sliding Door Locks

Detainer



Union 3M50 Detainer Hookbolt

Mechanism : 5 Detainer
 Case Size : 70mm
 Case Finish : Silver
 Forend Finish : Hammered Gold
 Keys Supplied : 2
 Keyed Alike : In-house
 Masterkeyed : Limited In-house or Works
 Differs : 25,000
 Packed Quantity : 1



249

FEATURES

- Can be masterkeyed or keyed alike with other detainer mortice locks.
- Suitable for sliding or hinged doors.

OPERATION

- Hookbolt clutches the lock to the door frame, whilst a 'steady' bolt prevents the door being lifted to release the hook. Both bolts are thrown and withdrawn by key from either side.

Case Depth	70
Backset	43
Case Height	144
Forend Length	225
Forend Width	25

PRODUCT CODES

249 - 70mm GOLD KD Boxed

BLANKS

3693 - K521 Genuine
 7127 - CHL Copy



Union 3M51 Detainer Hookbolt

Mechanism : 5 Detainer
 Case Sizes : 70mm
 Case Finish : Silver
 Forend Finish : Hammered Gold
 Keys Supplied : 2
 Keyed Alike : In-house
 Masterkeyed : Limited In-house or Works
 Differs : 25,000
 Packed Quantity : 1



251

FEATURES

- Can be masterkeyed or keyed alike with other detainer mortice locks.

OPERATION

- Clutch type hook allows door to be slammed and locked shut without the use of the key. Hookbolt can be released by handle or key from one or both sides of the door, and can be deadlocked by one full turn of the key towards the forend. A projecting stump on the forend engages into the locking plate to prevent the door being lifted when in the closed position.

Case Depth	70
Backset	43
Case Height	144
Centres	56
Forend Length	225
Forend Width	25

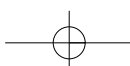
PRODUCT CODES

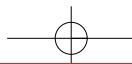
251 - 70mm GLD KD Boxed

BLANKS

3693 - K521 Genuine
 7127 - CHL Copy

Note: See Sashlock section for dimension key





Mortice Locks & Latches Sliding Door Locks

Turn Operated



Union 2426 Clawbolt

Mechanism : Turn Operated
 Case Size : 76mm
 Follower : 5mm
 Case Finish : Enamelled Silver
 Forend Finish : Brass or Satin Chrome
 Packed Quantity : 2

FEATURES

- Clawbolt is locked or unlocked by turn from inside.

OPERATION

- Can be used in conjunction with indicating furniture such as Union 8095.



Case Depth	76
Backset	57
Case Height	70
Forend Length	120
Forend Width	25

PRODUCT CODES

I0420 - 76mm PL Bagged
 3270 - 76mm SC Bagged

ASSOCIATED PRODUCTS

REBATES (REVERSIBLE)

3328 - 13mm SC
 3351 - 13mm PL
 3329 - 19mm SC
 3331 - 25mm SC
 3352 - 25mm PL

CYLINDERS

Keyed alike and masterkeyed cylinders available ex-stock. Refer to Cylinder section for full details.



Willenhal Locks 3000 Hookbolt

Mechanism : Turn operated
 Case Size : 63mm & 76mm
 Follower : 6mm
 Case Finish : Steel
 Forend Finish : Satin chrome or polished brass
 Packed Quantity : 1

FEATURES

- Comes with flush handles.

OPERATION

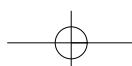
- Lever handle lifts hookbolt from either side.
 Lockable with snib on certain versions.

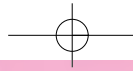


Case Depth	63/ 76
Backset	43/ 56
Case Height	48
Forend Length	89
Forend Width	22

PRODUCT CODES

L13631 - 63mm PB Boxed
 L13634 - 63mm SC Boxed - with Snib
 L13630 - 63mm SC Boxed
 L13637 - 76mm PB Boxed - with Snib
 L13635 - 76mm PB Boxed - with Snib
 L13633 - 76mm PB Boxed
 L13636 - 76mm SC Boxed - with Snib
 L13632 - 76mm SC Boxed





Index

Rim Locks & Latches



Multi Point Locks

- Multi Point Lock 110

Nightlatches

- Auto Deadlocking 111 - 113
- Deadbolt 114 - 115
- Deadlocking 116 - 118
- Drawback 119
- Non-Deadlocking 119 - 125
- Roller Bolt 125 - 126
- Nightlatch Accessories 126 - 127



Panel Locks

- Panel Lock 128

Rim Deadlocks

- 1 Lever 129 - 130
- 2 Lever 130
- 3 Lever 131
- 5 Lever 131

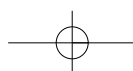
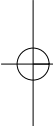


Rim Latches

- Rim Latches 132 - 133

Rim Locks

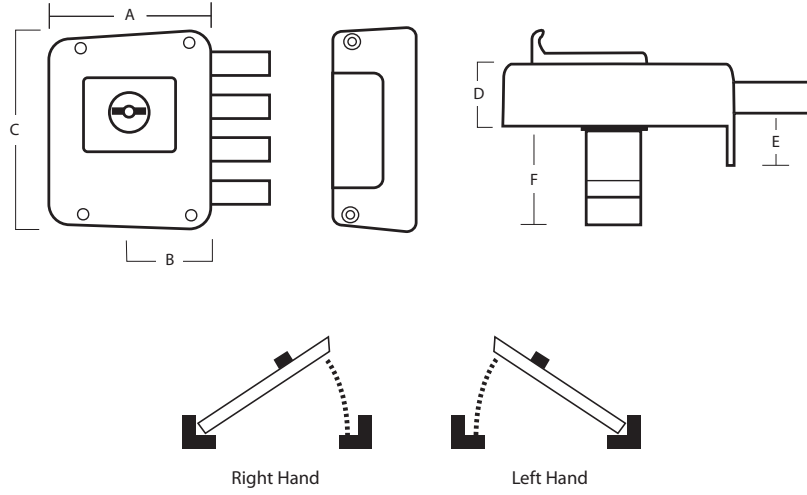
- 1 Lever 134 - 135
- 2 Lever 136
- 3 Lever 137 - 141



Rim Locks & Latches Multi-point Locking

Multi Point Lock

Multi-Point Locking



KEY

- A** Case Width
- B** Backset
- C** Case Height
- D** Case Depth
- E** Lip Depth
- F** Cylinder Length

Cisa 57120 3 Point Rim Deadlock

- Case Size : 123mm
- Mechanism : 6 Lever
- Case Finish : Brown bronze
- Keys Supplied : 3
- Keyed Alike : Works
- Masterkeyed : Works
- Packed Quantity : 1
- Handing : Italian right hand illustrated
- Note : Italian handing opposite to U.K.



PRODUCT CODES

- 4381 - 123mm BRN BRZ LH Boxed
- 4378 - 123mm BRN BRZ RH Boxed

BLANKS

- L765 - CSLC Copy
- L766 - CSL Copy

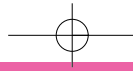
FEATURES

- Supplied c/w rods.
- Not reversible. Hand must be stated when ordering.
- To secure doors up to 2800mm high.

OPERATION

- Comprising 4 deadbolts and 2 vertical rods which are locked or unlocked by key from either side.
- Each 180° turn of the key throws the bolts 10mm. (4 throws = 40mm total bolt projection).

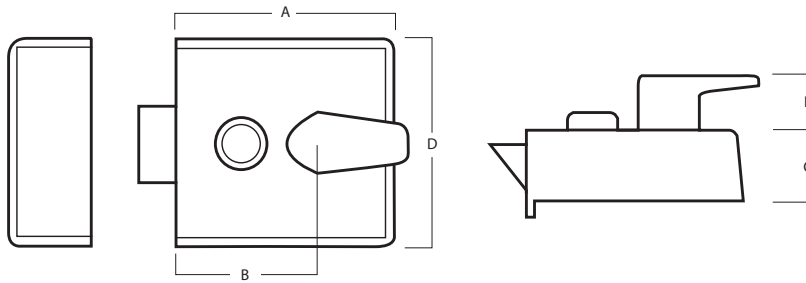
Case Width	123
Backset	64
Case Height	150
Case Depth	35
Lip Depth	20
Cylinder Length	52



Rim Locks & Latches Nightlatches

Auto Deadlocking

Rim Nightlatches



KEY

- A** Case Width
- B** Backset
- C** Case Height
- D** Case Depth
- E** Handle Projection



Era 1530 & 1730 Auto Deadlocking Nightlatch

- Case Size : 70mm or 90mm
- Mechanism : 6 pin
- Case Finish : Polished brass or satin chrome
- Keys Supplied : 3
- Keyed Alike : In-house
- Packed Quantity : 1
- Door Thickness : 32mm - 57mm
- Handing : Keyless Egress

FEATURES

- BS 2004

OPERATION

- Key from outside latchbolt with lever from inside.



LI5681

Case Width	90/70
Backset	60/40
Case Height	86
Case Depth	33
Lip Depth	30

PRODUCT CODES

- LI5681 - 40mm PB Boxed
- LI5682 - 40mm SC Boxed
- LI5683 - 60mm PB Boxed
- LI5684 - 60mm SC Boxed



Era 1830 & 1930 Auto Deadlocking Nightlatch

- Case Size : 70mm or 90mm
- Mechanism : 6 pin
- Case Finish : Polished brass, polished chrome, satin chrome or satin nickel
- Keys Supplied : 3
- Keyed Alike : Works
- Packed Quantity : 2 Outer boxed , 1 clam packed
- Door Thickness : 32mm - 57mm

FEATURES

- BS 2004.

OPERATION

- Key from outside.
- Latch bolt with lever from inside.

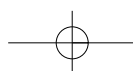


LI5028

Case Width	90/70
Backset	60/40
Case Height	86
Case Depth	33
Lip Depth	30

PRODUCT CODES

- LI5028 - 40mm PB Visi
- LI5030 - 40mm PC Visi
- LI5029 - 40mm SC Visi
- LI5031 - 40mm SN Visi
- LI5032 - 60mm PB Visi
- LI5034 - 60mm PC Visi
- LI5033 - 60mm SC Visi
- LI5035 - 60mm SN Visi



Rim Locks & Latches Nightlatches



Ingersoll London Line Auto Deadlocking Nightlatch

Mechanism : Multi lock cylinder
 Case Finish : Chrome plated or polished and lacquered
 Keys Supplied : 2
 Masterkeyed : Works
 Packed Quantity : 1

FEATURES

- 20mm throw on bolt.
- Patent key system.

OPERATION

- Slam to lock.
- Security escutcheon.



LI4791

Case Width	87
Backset	60
Case Height	28
Case Depth	44
Handle Projection	31

PRODUCT CODES

- LI4791 - 89mm CP Boxed
- LI4790 - 89mm PL Boxed



Union 1037 & 1038 Auto Deadlocking Nightlatch

Mechanism : 5 pin cylinder
 Cylinder Finish : Brass or satin chrome
 Case Finish : Electro brass plated, white enamel or champagne gold
 Keys Supplied : 3
 Keyed Alike : In-house
 Master Keyed : Works
 Differs : 15.000
 Packed Quantity : Boxed - 1, visi - 2
 Door Thickness : 35mm - 60mm

FEATURES

- Automatically deadlocked when door is in the closed position.

OPERATION

- Latchbolt is withdrawn by handle from inside and key outside. Handle can be deadlocked by key from outside. Bolt can be held back by the use of the thumb button.



9953

	40mm	60mm
Case Width	60	92
Backset	40	60
Case Height	74	74
Case Depth	26	26
Handle Projection	20	20

PRODUCT CODES

- 9443 - 40mm CG Case PL Cyl Visi
- 9960 - 40mm EB Case PL Cyl Boxed
- 3113 - 40mm WE Case PL Cyl Boxed
- 9954 - 40mm WE Case SC Cyl Boxed
- L7021 - 40mm WE Case Only Boxed
- 9436 - 60mm CG Case PL Cyl Visi
- 9942 - 60mm EB Case PL Cyl Boxed
- 9435 - 60mm EB Case PL Cyl Visi
- 9952 - 60mm WE Case PL Cyl Boxed
- 9953 - 60mm WE Case SC Cyl Boxed
- L7022 - 60mm WE Case Only Boxed

BLANKS

- 6392 - YAIE Silca
- 4035 - Blank Cylinder KB502B Brass
- 6228 - UNI3 Silca

CYLINDERS

Keyed alike and masterkeyed cylinders available ex-stock, refer to Cylinder section for details.



Union 1097 & 1098 Auto Deadlocking Nightlatch

Mechanism : 5 pin cylinder
 Cylinder Finish : Brass or satin chrome
 Case Finish : Electro brass plated, white enamel or champagne gold
 Keys Supplied : 3
 Keyed Alike : In-house
 Master Keyed : Works
 Differs : 15.000
 Packed Quantity : Boxed - 1
 Door Thickness : 35mm - 60mm

FEATURES

- Automatically deadlocked when door is in the closed position.

OPERATION

- Latchbolt is withdrawn by handle from inside and key outside. Handle can be deadlocked by key from outside. Bolt can be held back by the use of the thumb button.



L00149

	40mm	60mm
Case Width	65	85
Backset	40	60
Case Height	88	88
Case Depth	29	29
Handle Projection	28	28

PRODUCT CODES

- LI428 - 40mm CG Case - PL Cyl Boxed
- L00149 - 40mm EB Case Only Boxed
- L00151 - 40mm WE Case - PL Cyl Boxed
- L00152 - 40mm WE Case - SC Cyl Boxed
- LI429 - 60mm CG Case - PL Cyl Boxed
- L00148 - 60mm EB Case Only Boxed
- L00153 - 60mm WE Case - PL Cyl Boxed
- L00150 - 60mm WE Case - SC Cyl Boxed

BLANKS


- 4035 - Blank Cylinder KB502B Brass
- 6228 - UNI3 Silca
- 6392 - YAIE Silca

Rim Locks & Latches Nightlatches



Yale No.1 & No.2 Auto Deadlocking Nightlatch

Mechanism : 5 pin cylinder
 Cylinder Finish : Brass or satin chrome
 Case Finish : Brasslux, dark metallic grey or White
 Keys Supplied : 3
 Keyed Alike : In-house
 Master Keyed : Works
 Differs : 20,000+
 Packed Quantity : Boxed - 1, visi - 3
 Door Thickness : 32mm - 57mm



	40mm	60mm
Case Width	64	92
Backset	40	60
Case Height	88	88
Case Depth	30	30
Handle Projection	20	20

FEATURES

- Automatically deadlocked when door is in the closed position.
- Particularly suitable for glass panel doors.
- Reverse bolt pattern available for outward opening doors.

OPERATION

- Latchbolt is withdrawn by handle from inside and key outside. Handle can be deadlocked by key prior to closing the door and entry can always be gained by key from outside. Bolt can be held back by slide button or locked in either the withdrawn or extended position by a turn of the key in the middle

PRODUCT CODES

- 2562 - 40mm BLUX Boxed
- 2564 - 40mm BLUX Visi
- 2573 - 40mm PB Boxed
- 2569 - 40mm SC Boxed
- 3100 - 40mm SL CASE - PB CYL Visi
- 2546 - 60mm BLUX Boxed
- 2548 - 60mm BLUX Visi
- 2556 - 60mm PB Boxed
- 2553 - 60mm SC Boxed
- 3094 - 60mm SL CASE - PB CYL Visi


BLANKS

- 4978 - 8B 5 Pin Genuine
- 6392 - YA IE Copy



Yale PBS1 & PBS2 Auto Deadlocking Nightlatch

Mechanism : 6 pin cylinder
 Cylinder Finish : Brass
 Case Finish : Brasslux or dark metallic grey
 Keys Supplied : 2
 Keyed Alike : In-house
 Master Keyed : Works
 Differs : 100,000
 Packed Quantity : Visi - 2
 Door Thickness : 45mm - 57mm



	40mm	60mm
Case Width	69	89
Backset	40	60
Case Height	90	90
Case Depth	33	33
Handle Projection	32	32

FEATURES

- Automatically deadlocked when door is in the closed position.
- 178mm extended strike plate strengthens the door jamb.
- Particularly suitable for glass panel doors.

OPERATION

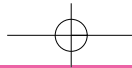
- Latchbolt is withdrawn by handle from inside and key outside. Handle can be deadlocked by key prior to closing the door and entry can always be gained by key from outside. Bolt can be held back by push button or locked in either the withdrawn or extended position by a turn of the key in the handle.

PRODUCT CODES

- L2737 - 40mm BLUX Boxed
- L11726 - 40mm CP Boxed
- L9404 - 40mm DMG Case - PB Cylinder Boxed
- L2738 - 60mm BLUX Boxed
- L11725 - 60mm CP Boxed
- L9405 - 60mm DMG Case - PB Cylinder Boxed

BLANKS

- 6408 - YA5 Silca Old
- L10321 - Blank BS1 to suit PBS1 & PBS2
- L5860 - Blank 11 6PIN BS = YA Old



Rim Locks & Latches Nightlatches

Deadbolt



Banham L2000 Rimlock

- Case Size : 95mm
- Mechanism : 6 pin cylinder
- Case Finish : Polished brass, chrome plated or satin chrome
- Keys Supplied : 2
- Keyed Alike : Works
- Masterkeyed : Works
- Packed Quantity : 1
- Handing : Non handed



L15106

FEATURES

- 6 pin drill rotating cylinder.
- Key registration system.

OPERATION

- Deadbolt with drawn by key from outside and handle inside.
- Handle can be deadlocked by key from inside.

Case Width	95
Backset	60
Case Height	95
Case Depth	37
Lip Depth	25
Cylinder Length	58

PRODUCT CODES

- L15106 - 95mm CP Boxed
- L15416 - 95mm PB Boxed
- L15107 - 95mm SB Boxed
- L15415 - 95mm SC Boxed



Ingersoll RA71 & SC71 Nightlatch

- Mechanism : 10 pin cylinder
- Cylinder Finish : Brass, chrome or satin chrome
- Case Finish : Brass, chrome or satin chrome
- Keys Supplied : 3
- Keyed Alike : In-house
- Master Keyed : Works
- Differs : Unlimited
- Packed Quantity : 1
- Door Thickness : 35mm - 57mm



1659

FEATURES

- Supplied c/w solid box staple with reinforcing peg.
- Suitable for inward and outward opening doors (see related products for appropriate strike).

OPERATION

- Deadbolt is automatically thrown when door closes and withdrawn by pull lever or key outside. Handle is locked by extra turn of the key from outside. Bolt can be held back by turn snib on side of case.

Case Width	89
Backset	60
Case Height	67
Case Depth	16
Handle Projection	19

PRODUCT CODES

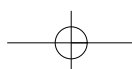
- 1659 - 60mm CP Boxed
- L5766 - 60mm CP Case Only Boxed
- 1655 - 60mm PB Boxed
- 9766 - 60mm PB Case Only Boxed
- 1661 - 60mm SC Boxed
- 9765 - 60mm SC Case Only Boxed

ASSOCIATED PRODUCTS

- 1636 - SC1 Cylinder Only SC
- 1634 - SC1 Cylinder Only CP
- 1632 - SC1 Cylinder Only PB
- 1626 - SC1/50 Cylinder Pull SC
- 1621 - SC1/50 Cylinder Pull PB
- 1624 - SC1/50 Cylinder Pull CP
- 1945 - RA71/20 SC Staple for doors opening in.
- 1428 - RA71/20 PB Staple for doors opening in.
- 10315 - RA71/20B SC Strike for doors opening out.
- 10314 - RA71/20B PB Strike for doors opening out.

BLANKS

- L3470 - 'S' Series Genuine
- L6016 - ING5(s) Copy





Rim Locks & Latches Nightlatches



Ingersoll RA73 & SC73 Fire Escape Nightlatch

Mechanism : 10 pin cylinder
 Cylinder Finish : Brass, chrome or satin chrome
 Case Finish : Brass, chrome or satin chrome
 Keys Supplied : 3
 Keyed Alike : In-house
 Master Keyed : Works
 Differs : Unlimited
 Packed Quantity : 1
 Door Thickness : 35mm - 57mm

FEATURES

- Suitable for exits, hotel bedrooms etc.

OPERATION

- As SC71 but with no deadlocking facility on the handle.



1663

Case Width	89
Backset	60
Case Height	67
Case Depth	16
Handle Projection	19

PRODUCT CODES

1667 - 60mm CP Boxed
 1663 - 60mm PB Boxed
 L3446 - 60mm PB Case Only Boxed
 1669 - 60mm SC Boxed
 L10613 - 60mm SC Case Only Boxed

ASSOCIATED PRODUCTS

See SC71

BLANKS

L3470 - 'S' Series Genuine
 L6016 - ING5(s) Copy



Union 1148 Deadbolt Nightlatch

Mechanism : 5 pin cylinder
 Cylinder Finish : Brass or satin chrome
 Case Finish : Electro brass plated or white enamel
 Keys Supplied : 2
 Keyed Alike : In-house
 Master Keyed : Works
 Differs : 15,000
 Packed Quantity : 1
 Door Thickness : 35mm - 60mm

OPERATION

- Deadbolt is locked or unlocked by handle from inside and key outside



9053

Case Width	92
Backset	60
Case Height	74
Case Depth	26
Handle Projection	20

PRODUCT CODES

9053 - 60mm EB Case - PL Cyl Boxed
 9949 - 60mm WE Case - PL Cyl Boxed
 9948 - 60mm WE Case - SC Cyl Boxed
 L7023 - 60mm WE Case Only Boxed

BLANKS

4035 - KB502B Genuine
 6392 - YA1E Copy
 6228 - UNI3 Copy

CYLINDERS

Keyed alike and masterkeyed cylinders available ex-stock, refer to Cylinder section for details.



Yale 82 Deadbolt Nightlatch

Mechanism : 5 pin cylinder
 Cylinder Finish : Polished brass
 Case Finish : Dark metallic grey
 Keys Supplied : 2
 Keyed Alike : In-house
 Master Keyed : Works
 Differs : 20,000
 Packed Quantity : 1
 Door Thickness : 32mm - 57mm

OPERATION

- Deadbolt is locked or unlocked by handle from inside and key outside.



4403

Case Width	92
Backset	60
Case Height	70
Case Depth	27
Handle Projection	15

PRODUCT CODES

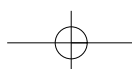
4403 - 60mm DMG Case Only Boxed
 2658 - 60mm PB Boxed

BLANKS

4978 - Blank 8B PB 5 Pin Yale Genuine
 6392 - Yale Silca

CYLINDERS

Keyed alike and masterkeyed cylinders available ex-stock, refer to cylinder section for details.



Rim Locks & Latches Nightlatches

Deadlocking



Asec ASI5 & ASI9 Deadlocking Nightlatch

- Case Size : 62mm or 92mm
- Cylinder Finish : Polished brass or satin chrome
- Mechanism : 5 pin
- Case Finish : Brasslux or dark metallic grey
- Keys Supplied : 2
- Keyed Alike : In-house
- Masterkeyed : N/A
- Packed Quantity : 1
- Door Thickness : 32mm - 57mm

OPERATION

- Latch bolt is withdrawn by handle from inside and key outside. Bolt and handle can be deadlocked by key outside.



ASI705

	40mm	60mm
Case Width	62	92
Backset	40	60
Case Height	70	70
Case Depth	27	27
Handle Projection	15	15

PRODUCT CODES

- ASI705 - 40mm BLUX - PB Boxed
- ASI706 - 40mm BLUX - PB Visi
- ASI701 - 40mm DMG - PB Boxed
- ASI702 - 40mm DMG - PB Visi
- ASI703 - 40mm DMG - SC Boxed
- ASI704 - 40mm DMG - SC Visi
- ASI700 - 40mm DMG Case Only Boxed
- ASI712 - 60mm BLUX - PB Boxed
- ASI713 - 60mm BLUX - PB Visi
- ASI708 - 60mm DMG - PB Boxed
- ASI709 - 60mm DMG - PB Visi
- ASI710 - 60mm DMG - SC Boxed
- ASI711 - 60mm DMG - SC Visi
- ASI707 - 60mm DMG Case Only Boxed
- ASI714 - 60mm PC Case Only Boxed




Era 183 & 193 Deadlocking Nightlatch

- Mechanism : 5 pin cylinder
- Cylinder Finish : Satin chrome
- Case Finish : Polished brass or chrome plated
- Keys Supplied : 3
- Keyed Alike : Works
- Master Keyed : Works
- Packed Quantity : 1
- Door Thickness : 32mm - 57mm

OPERATION

- Latchbolt is withdrawn by handle from inside and key outside. Bolt can be deadlocked by key from outside or pushbutton inside. The hold back facility is operated by rotating handle and depressing the push button. Both deadlocking and holdback facilities are released by rotating the handle.



LI1625

	40mm	60mm
Case Width	70	90
Backset	40	60
Case Height	83	83
Case Depth	33	33
Handle Projection	25.5	25.5

PRODUCT CODES

- LI1625 - 40mm CP Boxed
- LI1087 - 40mm PB Boxed
- LI1627 - 40mm SCP Boxed
- LI1626 - 60mm CP Boxed
- LI1088 - 60mm PB Boxed
- LI1628 - 60mm SCP Boxed
- LI4847 - 60mm SNP Boxed

BLANKS

- 6392 - YAIE SILCA


Rim Locks & Latches Nightlatches

Legge Legge 707 & 727 Deadlocking Nightlatch

Mechanism : 5 pin cylinder
 Cylinder Finish : Polished brass
 Case Finish : Brass plated, silver or chrome plated
 Keys Supplied : 2
 Keyed Alike : In-house
 Master Keyed : Works
 Packed Quantity : Boxed - 1
 Door Thickness : 29mm - 64mm

OPERATION

■ Latchbolt is withdrawn by handle from inside and key outside. Bolt and knob can be deadlocked by key from outside or by snib inside. Snib also operates latch holdback facility.



L12217

	44mm	60mm
Case Width	73	89
Backset	44	60
Case Height	67	67
Case Depth	27	27
Handle Projection	17	17

PRODUCT CODES

L12217 - 44mm CP Visi
 9752 - 44mm PB Cylinder PB Case
 7581 - 44mm PB Cylinder SV Case
 L12218 - 44mm PB Visi
 9749 - 60mm PB Cylinder PB Case
 7437 - 60mm PB Cylinder SV Case

ASSOCIATED PRODUCTS

9748 - 816 Cylinder Only PB
 7427 - 816 Cylinder Only SS

BLANKS

1534 - Blank Cyl BKB61 Genuine Legge
 5689 - LEG1 Silca



Union 1047 & 1048 Deadlocking Nightlatch

Mechanism : 5 pin cylinder
 Cylinder Finish : Brass or satin chrome
 Case Finish : Electro brass plated, white enamel or champagne gold
 Keys Supplied : 2
 Keyed Alike : In-house
 Master Keyed : Works
 Differs : 15.000
 Packed Quantity : Boxed - 1, visi - 2
 Door Thickness : 35mm - 60mm

OPERATION

■ Latchbolt is withdrawn by handle from inside and key outside. Bolt and handle can be deadlocked by key from outside or by thumb button inside. Thumb button also operates latch holdback facility.



L10760

	40mm	60mm
Case Width	60	92
Backset	40	60
Case Height	74	74
Case Depth	26	26
Handle Projection	20	20

PRODUCT CODES

L10760 - 40mm CG Case - PL Cyl Boxed
 L10044 - 40mm CG Case - PL Cyl Visi
 L15662 - 40mm CH Boxed New
 8105 - 40mm EB Case - PL Cyl Boxed
 L15663 - 40mm SC Boxed
 8103 - 40mm WE Case - PL Cyl Boxed
 8104 - 40mm WE Case - SC Cyl Boxed
 L10759 - 60mm CG Case - PL Cyl Boxed
 L10046 - 60mm CG Case - PL Cyl Visi
 L15664 - 60mm CH Boxed
 10323 - 60mm EB Case - PL Cyl Boxed
 L10047 - 60mm EB Case - PL Cyl Visi
 L15665 - 60mm SC Boxed
 7626 - 60mm WE Case - PL Cyl Boxed
 6875 - 60mm WE Case - SC Cyl Boxed
 L10072 - 60mm WE Case Only Boxed

BLANKS

4035 - KB502B Genuine
 6392 - YA1E Copy
 6228 - UNI3 Copy

CYLINDERS

Keyed alike and masterkeyed cylinders available ex-stock, refer to Cylinder section for details.

Rim Locks & Latches Nightlatches



Yale 85 & 89 Deadlocking Nightlatch

Mechanism : 5 pin cylinder
 Cylinder Finish : Brass, satin chrome or chrome plated
 Case Finish : Brasslux or dark metallic grey
 Keys Supplied : 2
 Keyed Alike : In-house
 Master Keyed : Works
 Differs : 20,000+
 Packed Quantity : Boxed - 1, visi - 5
 Door Thickness : 32mm - 57mm



FEATURES

- Latchbolt is easily reversible on site.
- Reverse strikes available to suit outward opening doors.

OPERATION

- Latchbolt is withdrawn by handle from inside and key outside. Bolt and handle can be deadlocked by key from outside or by slide button inside. Slide button also operates latch holdback facility

PRODUCT CODES

2635 - 40mm BLUX Boxed
 7776 - 40mm BLUX Visi
 LI1722 - 40mm CP Boxed
 LI1721 - 40mm CP Visi
 8022 - 40mm DMG Case Only Boxed
 9088 - 40mm PB Boxed
 2643 - 40mm PB Visi
 310 - 40mm SC Boxed
 2647 - 40mm SC Visi
 2596 - 60mm BLUX Boxed
 7777 - 60mm BLUX Visi
 LI1723 - 60mm CP Boxed
 LI1724 - 60mm CP Visi
 4376 - 60mm DMG Case Only Boxed
 9026 - 60mm PB Boxed
 2603 - 60mm PB Visi
 9025 - 60mm SC Boxed
 2605 - 60mm SC Visi

BLANKS

4978 - 8B 5 Pin Genuine
 6392 - YAIE Copy

CYLINDERS

Keyed alike and masterkeyed cylinders available ex-stock, refer to Cylinder section for details.



Rim Locks & Latches Nightlatches

Drawback



Union I332 & I334 Drawback Rimlock

- Mechanism : 5 pin cylinder
- Cylinder Finish : Brass or satin chrome
- Case Finish : Electro brass plated, white enamel or champagne gold
- Keys Supplied : 3
- Keyed Alike : In-house
- Master Keyed : Works
- Differs : 15,000
- Packed Quantity : Boxed - 1, visi - 2
- Door Thickness : 35mm - 60mm



LI0757

FEATURES

- Particularly suitable for glass panel doors
- Double throw deadbolt.

OPERATION

- Latchbolt is withdrawn by handle inside or key outside. Deadbolt is locked or unlocked by key from either side. One full turn of the key clockwise operates first throw and a second full turn double throws the bolt. Latchbolt can be held back by anti-clockwise turn of the handle whilst bolt is withdrawn.

	50mm	60mm
Case Width	73	92
Backset	50	60
Case Height	76	76
Case Depth	27	27
Handle Projection	21	21

PRODUCT CODES

- LI0757 - 50mm CG Case - PL Cyl Boxed
- 7849 - 50mm CG Case - PL Cyl Visi
- LI5660 - 50mm CH Boxed
- 3145 - 50mm EB Case - PL Cyl Boxed
- 2195 - 50mm EB Case - PL Cyl Visi
- LI5661 - 50mm SC Boxed
- 9956 - 50mm WE Case - PL Cyl Boxed
- 9955 - 50mm WE Case - SC Cyl Boxed
- LI0758 - 60mm CG Case - PL Cyl Boxed
- 7861 - 60mm CG Case - PL Cyl Visi
- LI5658 - 60mm CH Boxed
- 3129 - 60mm EB Case - PL Cyl Boxed
- 2188 - 60mm EB Case - PL Cyl Visi
- LI5659 - 60mm SC Boxed
- 9957 - 60mm WE Case - PL Cyl Boxed
- 9958 - 60mm WE Case - SC Cyl Boxed

BLANKS


- 4035 - KB502B Genuine
- 6392 - YAIE Copy
- 6228 - UNI3 Copy

Non-Deadlocking



Asec AS14 & AS18 Non-Deadlocking Nightlatch

- Mechanism : 5 pin
- Cylinder Finish : Polished brass or satin chrome
- Case Finish : DMG
- Keys Supplied : 2
- Keyed Alike : In-house
- Master Keyed : In-house
- Differs : 15,000
- Packed Quantity : 12 outer, 1 inner
- Door Thickness : 32mm - 57mm



AS1716

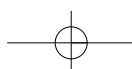
OPERATION

- Latchbolt withdrawn by key outside and handle inside.
- Latchbolt can be locked or held back by slide button on inside.

	40mm	60mm
Case Width	62	92
Backset	40	60
Case Height	70	70
Case Depth	27	27
Handle Projection	15	15

PRODUCT CODES

- AS1716 - 40mm DMG Case - PB Cyl Boxed
- AS1717 - 40mm DMG Case - PB Cyl Visi
- AS1718 - 40mm DMG Case - SC Cyl Boxed
- AS1719 - 40mm DMG Case - SC Cyl Visi
- AS1715 - 40mm DMG Case Only Boxed
- AS1721 - 60mm DMG Case - PB Cyl Boxed
- AS1722 - 60mm DMG Case - PB Cyl Visi
- AS1723 - 60mm DMG Case - SC Cyl Boxed
- AS1724 - 60mm DMG Case - SC Cyl Visi
- AS1720 - 60mm DMG Case Only Boxed



Rim Locks & Latches Nightlatches



Asec Traditional Non-Deadlocking Nightlatch

Mechanism : 6 pin cylinder
 Cylinder Finish : Polished brass, satin chrome
 Case Finish : Grey
 Keys Supplied : 3
 Keyed Alike : In-house
 Packed Quantity : Visi - 1 boxed - 1
 Door Thickness : 32mm - 57mm

OPERATION

- Latchbolt is withdrawn by handle from inside and key outside. Springbolt may be held back and also deadlocked by snib, rendering the lock inoperable by key or knob.



ASI208

Case Width	62
Backset	60
Case Height	66
Case Depth	27
Handle Projection	19

PRODUCT CODES

- ASI208 - 40mm Case Only Boxed
- ASI204 - 40mm PB Boxed
- ASI205 - 40mm PB Visi
- ASI206 - 40mm SC Boxed
- ASI207 - 40mm SC Visi
- ASI203 - 60mm Case Only Boxed
- ASI209 - 60mm PB Boxed
- ASI200 - 60mm PB Visi
- ASI201 - 60mm SC Boxed
- ASI202 - 60mm SC Visi

NARROW STYLE

- ASI204 - 40mm PB Boxed
- ASI205 - 40mm PB Visi
- ASI206 - 40mm SC Boxed
- ASI207 - 40mm SC Visi
- ASI208 - 40mm Case Only Boxed

CYLINDERS

Keyed to differ and keyed alike cylinders available ex-stock, refer to Cylinder section for details.



Era 133 Non-Deadlocking Nightlatch


Mechanism : 5 pin cylinder
 Cylinder Finish : Polished brass
 Case Finish : Polished brass
 Keys Supplied : 3
 Key Blank : ER1
 Keyed Alike : In-house
 Master Keyed : Works
 Door Thickness : 32mm - 57mm

FEATURES

- Designed to replace most existing front door locks.
- Suitable for left or right handed operation, inward or outward opening doors.

OPERATION

- A simple snib button deadlocks the latch from the inside.



LI1531

Case Width	91
Backset	60
Case Height	65
Case Depth	26
Handle Projection	20

PRODUCT CODES

- LI4402 - 60mm GRN Case - PB Cyl Boxed
- LI1531 - 60mm PB Boxed

CYLINDERS

Keyed alike and masterkeyed cylinders available ex-stock, refer to Cylinder section for details.



Era 135 Non-Deadlocking Nightlatch

Mechanism : 5 pin cylinder
 Cylinder Finish : Satin chrome
 Case Finish : Green
 Keys Supplied : 3
 Keyed Alike : In-house
 Master Keyed : Works
 Packed Quantity : Boxed - 1, visi - 10
 Door Thickness : 32mm - 57mm

OPERATION

- Latchbolt is withdrawn by knob from inside and key outside. Bolt can be deadlocked or held back by snib from inside.



L8848

Case Width	92
Backset	60
Case Height	65
Case Depth	26
Handle Projection	21

PRODUCT CODES

- L8847 - 60mm SC Boxed
- L8848 - 60mm SC Visi

BLANKS

- 6392 - YAIE Silca

Rim Locks & Latches Nightlatches



Era I430 & I450 Non-Deadlocking Nightlatch

- Mechanism : 5 pin
- Cylinder Finish : Polished brass or satin chrome
- Case Finish : Polished brass or white
- Keys Supplied : 2
- Keyed Alike : In-house
- Master Keyed : Works
- Packed Quantity : 12 outer, 1 inner
- Door Thickness : 32mm - 57mm

OPERATION

- Lever is withdrawn by key from outside and handle inside.
- Springbolt may be held back and also deadlocked by snib, rendering the lock inoperable by key or knob.



L14707

Case Width	66
Backset	40
Case Height	80
Case Depth	37
Handle Projection	10

PRODUCT CODES

- L14707 - 40mm PB Case - PB Cyl Boxed
- L14708 - 40mm PB Case - SC Cyl Boxed
- L14709 - 40mm WH Case - SC Cyl Boxed
- L14710 - 60mm PB Case - PB Cyl Boxed
- L14711 - 60mm PB Case - SC Cyl Boxed
- L14712 - 60mm WH Case - SC Cyl Boxed

Legge Legge 766 Non-Deadlocking Nightlatch

- Mechanism : 5 pin cylinder
- Cylinder Finish : Polished brass
- Case Finish : Gold
- Keys Supplied : 2
- Keyed Alike : In-house
- Master Keyed : Works
- Packed Quantity : 1
- Door Thickness : 29mm - 64mm

OPERATION

- Latchbolt is withdrawn by knob from inside and key outside. Bolt can be deadlocked or held back by snib from inside



L5066

Case Width	92
Backset	60
Case Height	67
Case Depth	18
Handle Projection	18

PRODUCT CODES

- L5066 - 60mm PB Boxed

BLANKS

- 1534 - BKB61 Genuine
- 5689 - LEG1 Copy



Union 1022 Non-Deadlocking Nightlatch

- Mechanism : 5 pin cylinder
- Cylinder Finish : Brass or satin chrome
- Case Finish : Silver enamelled or champagne Gold
- Keys Supplied : 2
- Keyed Alike : In-house
- Master Keyed : Works
- Differs : 15,000
- Packed Quantity : Boxed - 1, visi - 2
- Door Thickness : 35mm - 60mm

OPERATION

- Latchbolt is withdrawn by handle from inside and key outside. Bolt can be deadlocked or held back by snib from inside.



L1472

Case Width	93
Backset	60
Case Height	68
Case Depth	23
Handle Projection	17

PRODUCT CODES

- L1472 - 60mm CG Case - PL Cyl Boxed
- L10070 - 60mm CG Case Only Boxed
- 7515 - 60mm SE Case - PL Cyl Boxed
- 3086 - 60mm SE Case - SC Cyl Boxed
- L7020 - 60mm SE Case Only Boxed

BLANKS

- 4035 - KB502B Genuine
- 6228 - UNI3 Copy

CYLINDERS

Keyed alike and masterkeyed cylinders available ex-stock, refer to cylinder section for details.

Rim Locks & Latches Nightlatches



Union 1026, 1027 & 1028 Non-Deadlocking Nightlatch

- Mechanism : 5 pin cylinder
- Cylinder Finish : Brass or satin chrome
- Case Finish : Electro brass plated, white enamel or champagne gold
- Keys Supplied : 2
- Keyed Alike : In-house
- Master Keyed : Works
- Differs : 15,000
- Packed Quantity : Boxed - 1, visi - 2
- Door Thickness : 35mm - 60mm

OPERATION

- Latchbolt is withdrawn by handle from inside and key outside. Bolt can be deadlocked or held back by thumb button from inside



LI0755

	40mm	50mm	60mm
Case Width	60	76	92
Backset	40	50	60
Case Height	74	74	74
Case Depth	26	26	26
Handle Projection	20	20	20

PRODUCT CODES

- LI0755 - 40mm CG Case - PL Cyl Boxed
- LI0042 - 40mm CG Case - PL Cyl Visi
- LI0761 - 40mm CG Case Only Boxed
- 9946 - 40mm EB Case - PL Cyl Boxed
- 9457 - 40mm EB Case - PL Cyl Visi
- 9947 - 40mm WE Case - PL Cyl Boxed
- 9945 - 40mm WE Case - SC Cyl Boxed
- L7018 - 40mm WE Case Only Boxed
- LI1970 - 50mm CG Case - PL Cyl Boxed
- LI1969 - 50mm CG Case Only Boxed
- 7008 - 50mm WE Case - PL Cyl Boxed
- 1797 - 50mm WE Case - SC Cyl Boxed
- LI0069 - 50mm WE Case Only Boxed
- LI0756 - 60mm CG Case - PL Cyl Boxed
- LI0043 - 60mm CG Case - PL Cyl Visi
- LI0762 - 60mm CG Case Only Boxed
- 9944 - 60mm EB Case - PL Cyl Boxed
- 9445 - 60mm EB Case - PL Cyl Visi
- LI1973 - 60mm EB Case Only Boxed
- 9915 - 60mm WE Case - PL Cyl Boxed
- 9943 - 60mm WE Case - SC Cyl Boxed
- L7019 - 60mm WE Case Only Boxed

BLANKS

- 4035 - KB502B Genuine
- 6228 - UNI3 Copy

CYLINDERS

Keyed alike and masterkeyed cylinders available ex-stock, refer to Cylinder section for details.



Union 1026EA & 1028EA Non-Deadlocking Easy Access Nightlatch

- Mechanism : 5 pin cylinder
- Cylinder Finish : Champagne gold, chrome, electro
- Case Finish : brass or white enamelled
- Keys Supplied : 2
- Keyed Alike : In-house
- Master Keyed : Works
- Packed Quantity : 1
- Door Thickness : 35mm - 60mm

OPERATION

- The bolt is withdrawn by key outside and handle inside.
- The bolt may be held in the locked or withdrawn position by operating slide snib.



LI6555

	50mm	60mm
Case Width	76.5	92.5
Backset	50	60
Case Height	74	74
Case Depth	26	26
Handle Projection	29	29

PRODUCT CODES

- LI6555 - 50mm CG Case - PL Cyl Boxed
- LI6556 - 50mm CH Case - CH Cyl Boxed
- LI6557 - 50mm EB Case - PL Cyl Boxed
- LI6558 - 50mm WE Case - PL Cyl Boxed
- LI6559 - 60mm CG Case - PL Cyl Boxed
- LI6560 - 60mm CH Case - CH Cyl Boxed
- LI6561 - 60mm EB Case - PL Cyl Boxed
- LI6562 - 60mm WE Case - PL Cyl Boxed



Rim Locks & Latches Nightlatches



Union 4L67E Non-Deadlocking AVA Rimlock

Mechanism : 10 disc AVA cylinder
 Cylinder Finish : Polished brass
 Case Finish : Brasslux
 Keys Supplied : 3
 Keyed Alike : Works
 Master Keyed : Works
 Differs : 50,000
 Packed Quantity : Visi - 2
 Door Thickness : 38mm - 57mm



154

FEATURES

- Outer cylinder and lockcase are protected from drill attack by hardened steel plates and pins.
- Cylinder specially designed to resist torque attack.
- Particularly suitable for glass panel doors.

OPERATION

- Deadbolt is automatically thrown when door closes and withdrawn by knob from inside and key outside. Internal knob can be locked by key only. Bolt can be held back by depressing snib on top of the case.

Case Width	85
Backset	60
Case Height	70
Case Depth	27
Handle Projection	22

PRODUCT CODES

154 - 60mm PB Visi

ASSOCIATED PRODUCTS

8108 - Cyl Pull 4LP PB Rim Chubb
 L3387 - Blank K734 Conquest AVA Chubb



Yale 723 Non-Deadlocking Traditional Nightlatch

Mechanism : 5 pin cylinder
 Cylinder Finish : Polished brass
 Case Finish : Enamelled nickel bronze
 Keys Supplied : 2
 Keyed Alike : In-house
 Master Keyed : Works
 Differs : 20,000+
 Packed Quantity : 1
 Door Thickness : 32mm - 57mm



2652

FEATURES

- Latchbolt is easily reversible on site.
- Reverse strikes available to suit outward opening doors.

OPERATION

- Latchbolt is withdrawn by knob from inside and key outside. Bolt and handle can be deadlocked by key from outside or by slide button inside. Slide button also operates latch holdback facility.

Case Width	58
Backset	40
Case Height	66
Case Depth	27
Handle Projection	19

PRODUCT CODES

2652 - 40mm PB Boxed

ASSOCIATED PRODUCTS

2690 - 77 ENB Reverse Angle Strike
 L343 - 77 ENB Long Lip Strike

BLANKS

4978 - 8B 5 Pin Genuine
 6392 - YA1E Copy

CYLINDER

Keyed alike and masterkeyed cylinders available ex-stock, refer to Cylinder section for details.



Yale 77 & 706 Non-Deadlocking Traditional Nightlatch

Mechanism : 5 pin cylinder
 Cylinder Finish : Brass, satin chrome or chrome Plated
 Case Finish : Brasslux or enamelled nickel bronze
 Keys Supplied : 2
 Keyed Alike : In-house
 Master Keyed : Works
 Differs : 20,000
 Packed Quantity : Boxed - 1, visi - 5
 Door Thickness : 32mm - 57mm



LI1844

FEATURES

- Latchbolt is easily reversible on site.
- Reverse strikes available to suit outward opening doors.

OPERATION

- Latchbolt is withdrawn by knob from inside and key outside. Bolt can be deadlocked or held back by slide button from inside.

	40mm 60mm	
Case Width	58	92
Backset	40	60
Case Height	66	66
Case Depth	27	27
Handle Projection	19	19

PRODUCT CODES

LI1844 - 40mm DMG Case Only Boxed
 2649 - 40mm PB Boxed
 L5384 - 60mm BLUX Boxed
 L868 - 60mm BLUX Visi
 LI1720 - 60mm CP Boxed
 LI1719 - 60mm CP Visi
 4481 - 60mm ENB Case Only Boxed
 2581 - 60mm PB Boxed
 2587 - 60mm PB Visi
 2585 - 60mm SC Boxed

ASSOCIATED PRODUCTS

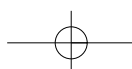
2690 - 77 ENB Reverse Angle Strike
 L343 - 77 ENB Long Lip Strike

BLANKS

4978 - 8B 5 Pin Genuine
 6392 - YA1E Copy

CYLINDER

Keyed alike and masterkeyed cylinders available ex-stock, refer to Cylinder section for details.



Rim Locks & Latches Nightlatches



Yale 84 & 88 Non-Deadlocking Nightlatch

Mechanism : 5 pin cylinder
 Cylinder Finish : Brass or satin chrome
 Case Finish : Dark metallic grey
 Keys Supplied : 2
 Keyed Alike : In-house
 Master Keyed : Works
 Differs : 20,000
 Packed Quantity : Boxed - 1, visi - 5
 Door Thickness : 32mm - 57mm

FEATURES

- Latchbolt is easily reversible on site.
- Reverse strikes available to suit outward opening doors.

OPERATION

- Latchbolt is withdrawn by handle from inside and key outside. Bolt can be deadlocked or held back by slide button from inside.



8126

	40mm	60mm
Case Width	62	92
Backset	40	60
Case Height	70	70
Case Depth	27	27
Handle Projection	14	14

PRODUCT CODES

8126 - 40mm DMG Case Only Boxed
 9089 - 40mm PB Boxed
 2633 - 40mm PB Visi
 2631 - 40mm SC Boxed
 4475 - 60mm DMG Case Only Boxed
 9022 - 60mm PB Boxed
 2594 - 60mm PB Visi
 297 - 60mm SC Boxed

ASSOCIATED PRODUCTS

2690 - 77 ENB Reverse Angle Strike
 L343 - 77 ENB Long Lip Strike

BLANKS

4978 - 8B 5 Pin Genuine
 6392 - YAIE Copy

CYLINDER

Keyed alike and masterkeyed cylinders available ex-stock, refer to Cylinder section for details.



Yale 91 Non-Deadlocking Nightlatch

Mechanism : 5 pin cylinder
 Cylinder Finish : Polished brass
 Case Finish : Dark metallic grey
 Keys Supplied : 2
 Keyed Alike : In-house
 Master Keyed : Works
 Differs : 20,000
 Packed Quantity : 1
 Door Thickness : 32mm - 57mm

FEATURES

- Latchbolt is easily reversible on site.
- Reverse strikes available to suit outward opening doors.

OPERATION

- Latchbolt is withdrawn by handle from inside and key outside. Bolt can be held back by slide button from inside.



L10073

Case Width	92
Backset	60
Case Height	70
Case Depth	27
Handle Projection	14

PRODUCT CODES

L10073 - 60mm DMG Case Only Boxed
 L147 - 60mm PB Boxed

ASSOCIATED PRODUCTS

2690 - 77 ENB Reverse Angle Strike
 L343 - 77 ENB Long Lip Strike

BLANKS

4978 - 8B 5 Pin Genuine
 6392 - YAIE Copy

CYLINDER

Keyed alike and masterkeyed cylinders available ex-stock, refer to Cylinder section for details.



Yale Y3 Non-Deadlocking Nightlatch


Mechanism : 5 pin cylinder
 Cylinder Finish : Polished brass or chrome
 Case Finish : Black, brass or chrome
 Keys Supplied : 2
 Keyed Alike : In-house
 Master Keyed : Works
 Packed Quantity : 1 - 5
 Door Thickness : 32mm - 57mm

FEATURES

- Direct replacement for Yale 77.

OPERATION

- Latchbolt is withdrawn by knob from inside and key outside. Bolt can be deadlocked or held back by slide button from inside.



L17259

Case Width	93
Backset	60
Case Height	66
Case Depth	39
Handle Projection	11

PRODUCT CODES

L17259 - 60mm BLK Visi
 L17260 - 60mm BLUX Visi
 L17261 - 60mm PC Visi

Rim Locks & Latches Nightlatches



Yale 99Z Non-Deadlocking Nightlatch

Mechanism : 5 pin cylinder
 Cylinder Finish : Polished brass
 Case Finish : Black
 Keys Supplied : 2
 Keyed Alike : In-house
 Master Keyed : Works
 Packed Quantity : 1
 Door Thickness : 32mm - 57mm



2607

FEATURES

- Latchbolt is easily reversible on site.
- Reverse strikes available to suit outward opening doors.

OPERATION

- Latchbolt is withdrawn by handle from inside and key outside. Bolt can be deadlocked or held back by slide button from inside, rendering the lock inoperable by key or knob.

Case Width	92
Backset	60
Case Height	70
Case Depth	27
Handle Projection	14

PRODUCT CODES

2607 - 60mm PB Boxed

ASSOCIATED PRODUCTS

2690 - 77 ENB Reverse Angle Strike
 L343 - 77 ENB Long Lip Strike

BLANKS

4978 - 8B 5 Pin Genuine
 6392 - YAIE Copy

CYLINDER

Keyed alike and masterkeyed cylinders available ex-stock, refer to Cylinder section for details.

Rollerbolt



Union I158 Rollerbolt Nightlatch

Mechanism : 5 pin cylinder
 Cylinder Finish : Chrome plated or satin chrome
 Case Finish : Electro brass plated or white Enamel
 Keys Supplied : 2
 Keyed Alike : In-house
 Master Keyed : Works
 Packed Quantity : 1
 Door Thickness : 35mm - 60mm



L11988

FEATURES

- Bolt extends from 8mm to 19mm when thrown.

OPERATION

- The roller catch operates on a push/pull action, and becomes an extended throw deadbolt which can be locked or unlocked from either side. To throw the bolt either a clockwise turn of the handle inside, or an anti-clockwise turn of the key outside, is required.

Case Width	92
Backset	60
Case Height	74
Case Depth	26
Handle Projection	20

PRODUCT CODES

L11987 - 60mm CP Case - CP Cyl Boxed
 L11988 - 60mm CP Case Only Boxed
 I0434 - 60mm EB Case - PL Cyl Boxed
 L13551 - 60mm SC Case - SC Cyl Boxed
 L14858 - 60mm SC Case Only Boxed
 9951 - 60mm WE Case - PL Cyl Boxed
 9950 - 60mm WE Case - SC Cyl Boxed
 L7024 - 60mm WE Case Only Boxed

BLANKS

4978 - 8B 5 Pin Genuine
 6392 - YAIE Copy

CYLINDER

Keyed alike and masterkeyed cylinders available ex-stock, refer to Cylinder section for details.



Union I158EA Easy Access Rollerbolt Nightlatch

Mechanism : 5 pin cylinder
 Cylinder Finish : Polished & lacquered or chrome
 Case Finish : Champagne gold, chrome, electro brass or white enamelled
 Keys Supplied : 2
 Keyed Alike : In-house
 Master Keyed : Works
 Packed Quantity : 1-5
 Door Thickness : 35mm - 60mm



L16563

FEATURES

- Extended return to door lever turn,
- Tactile, visually contrasting red rubber grips on operating surfaces.

OPERATION

- The Rollerbolt operates with a simple push and pull action.
- The roller bolt may be locked or withdrawn by key outside and handle inside.

Case Width	92.5
Backset	60
Case Height	26
Case Depth	74
Handle Projection	29

PRODUCT CODES

L16563 - 60mm CG Case - PL Cyl
 L16564 - 60mm CH Case - CH Cyl
 L16565 - 60mm EB Case - PL Cyl
 L16566 - 60mm WE Case - PL Cyl

BLANKS

4978 - 8B 5 Pin Genuine
 6392 - YAIE Copy

Rim Locks & Latches Nightlatches



Yale 81 Rollerbolt Nightlatch

Mechanism : 5 pin cylinder
 Cylinder Finish : Polished brass or satin chrome
 Case Finish : Dark metallic grey
 Keys Supplied : 2
 Keyed Alike : In-house
 Master Keyed : Works
 Packed Quantity : 1
 Door Thickness : 32mm - 57mm



2655

FEATURES

- Bolt extends from 9mm to 20mm when thrown.

OPERATION

- The roller catch operates on a push/pull action, and becomes an extended throw deadbolt which can be locked or unlocked from either side. To throw the bolt either a clockwise turn of the handle inside, or an anti-clockwise turn of the key outside, is required.

Case Width	92
Backset	60
Case Height	70
Case Depth	27
Handle Projection	14

PRODUCT CODES

4372 - 60mm DMG Case Only Boxed
 2655 - 60mm PB Boxed
 2657 - 60mm SC Boxed

BLANKS

4978 - 8B 5 Pin Genuine
 6392 - YAIE Copy

CYLINDERS

Keyed alike and masterkeyed cylinders available ex-stock, refer to Cylinder section for details.

Nightlatch Accessories



Cisa 07564-01 Long Connecting Tail Bar

Length : 80mm

FEATURES

- Extra long connecting bar to suit most rim nightlatch cylinders



L4980

PRODUCT CODES

L4980 - 80mm



Yale 45mm Connecting Screw

Length : 45mm

FEATURES

- Can be used to secure most rim nightlatch cylinders



2703

PRODUCT CODES

2703 - 45mm Boxed



Rim Locks & Latches Nightlatches




Yale 77 Strike

Length : 45mm

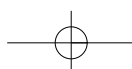
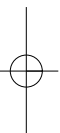
FEATURES

- Angled and long lipped strike plates for use with reverse bolt nightlatches on outward opening doors.



PRODUCT CODES

- L343 - Long Lipped
- 2690 - Reverse Angled



Rim Locks & Latches Panel Locks

Panel Lock



Union 22511 4 Lever Panel Lock


- Case Size : 99mm
- Mechanism : 4 Lever
- Case Finish : Zinc Plated
- Forend Finish : Zinc
- Keys Supplied : 2
- Keyed Alike : Works
- Differs : 150
- Packed Quantity : 10
- Handing : 22512 Illustrated
- Note : 22511 = Doors left hand open in or right hand open out
- 22512 = Doors right hand open in or left hand open out

FEATURES

- Suitable for metal casement doors.
- Not reversible. Hand to be stated when ordering. (See handing diagram).

OPERATION

- Latchbolt is withdrawn by lever handle from either side.
- Deadbolt is locked or unlocked by key from either side.



Case Width	99
B/Set - Follower	78
Case Height	78
Case Depth	153
Lip Depth	27

PRODUCT CODES

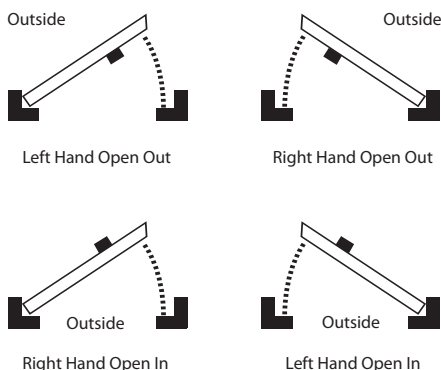
3539 - 99mm SC RH Open Out or LH Open In
 3543 - 99mm SC RH Open In or LH Open Out

RELATED PRODUCTS

3541 - SC Furniture

BLANKS

ASI 1096 - BGANEW



Union 22931 4 Lever Panel Lock


- Case Size : 95mm
- Mechanism : 4 Lever
- Case Finish : Zinc Plated
- Forend Finish : Zinc
- Keys Supplied : 2
- Keyed Alike : Works
- Differs : 150
- Packed Quantity : 10
- Handing : 22932 Illustrated
- Note : 22931 = Right hand open out or left hand open in.
- 22932 = Right hand open in or left hand open out.
- 22933 = Right hand open out or left hand open in.
- 22934 = Right hand open in or left hand open out.

FEATURES

- Suitable for metal casement doors.

OPERATION

- Latchbolt is withdrawn by lever handle from either side.
- Deadbolt is locked or unlocked by key from either side.



Case Width	95
B/Set - Follower	62
Case Height	62
Case Depth	291
Lip Depth	19

PRODUCT CODES

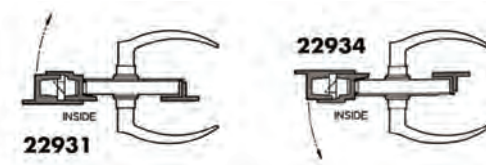
4873 - 95mm ZP or LH Open Out
 4870 - 95mm ZP RH Open Out or LH Open In

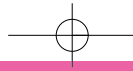
RELATED PRODUCTS

3541 - SC Furniture

BLANKS

ASI 1096 - BGANEW





Rim Locks & Latches Rim Deadlocks

I Lever

BASTA Gibbons 08 I Lever Rim Deadlock

Mechanism : 1 Lever, 12 wards
 Case Finish : Black
 Case Size : 152mm
 Keys Supplied : 2
 Differs : 12
 Packed Quantity : 12
 Handing : Reversible



L1224

FEATURES

- Deadbolt can be thrown from either end of lock case, making it completely reversible.

OPERATION

- Deadbolt is locked or unlocked by key from either side.

Case Width	152
Backset	77
Case Height	95
Case Depth	25
Lip Depth	-

PRODUCT CODES
 L1224 - 152mm BLK

BLANKS
 ASI1037 - 3GR19

BASTA Gibbons 47 I Lever Double Handed Rim Deadlock

Mechanism : 12 wards
 Case Finish : Black
 Case Sizes : 102mm
 Keys Supplied : 2
 Differs : 12
 Packed Quantity : 12
 Handing : Reversible



L1232

OPERATION

- Deadbolt is locked or unlocked by key from either side.

Case Width	102
Backset	47
Case Height	76
Case Depth	24
Lip Depth	9

PRODUCT CODES
 L1232 - 102mm BLK

BLANKS
 ASI1061 - 5GR16

Legge Legge 2144 I Lever Double Handed Rim Deadlock

Mechanism : 1 tumbler
 Case Finish : Black or silver
 Case Size : 110mm
 Keys Supplied : 2
 Differs : 12
 Packed Quantity : 5
 Handing : Reversible



740

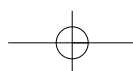
OPERATION

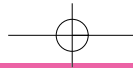
- Ideally suited for traditional or period domestic applications on panel doors. Or on T&G doors on sheds, garages etc.

L12225 740

Case Width	110	108
Backset	50	51
Case Height	74	73
Case Depth	17	17
Handle Projection	6	5

PRODUCT CODES
 L12225 - 108mm BLK Visi
 740 - 108mm Silver Visi





Rim Locks & Latches Rim Deadlock



Union 1116 1 Lever Rim Deadlock

- Mechanism : Nib ward & tumbler
- Case Finish : Black enamel
- Case Size : 108mm
- Keys Supplied : 2
- Differs : 10
- Packed Quantity : 10
- Handing : Reversible



3519

OPERATION

- Deadbolt is locked or unlocked by key from either side.

Case Width	108
B/Set - Follower	51
Case Height	92
Case Depth	20
Lip Depth	16

PRODUCT CODES

3519 - 108mm BLK Boxed

BLANKS

L1406 - KB150 Genuine

Also precut RF series keys.

2 Lever



Union FBI & FB2 2 Lever Rim Deadlock

- Mechanism : 2 lever warded
- Case Finish : Silver enamelled
- Case Size : 110mm
- Keys Supplied : Seperate
- Packed Quantity : 10
- Handing : Right hand illustrated



9793

FEATURES

- Supplied c/w 182mm extended strike plate and one escutcheon.
- Not reversible. Hand must be stated when ordering.

OPERATION

- Deadbolt is locked or unlocked by key from either side.

Case Width	110
B/Set - Follower	46
Case Height	80
Case Depth	19
Lip Depth	-

PRODUCT CODES

9793 - 101mm SE FBI LH
 L459 - 101mm SE FBI RH
 9792 - 101mm SE FB2 LH
 L460 - 101mm SE FB2 RH

KEYS

ASI 1266 - FBI Pre-Cut
 ASI 1267 - FB2 Pre-Cut



Yale 402 2 Lever Rim Deadlock

- Mechanism : 2 Lever
- Case Finish : Grey
- Case Size : 102mm
- Keys Supplied : 2
- Differs : 12
- Packed Quantity : 4
- Handing : Reversible



3073

OPERATION

- Deadbolt is locked or unlocked by key from either side.

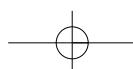
Case Width	102
B/Set - Follower	46
Case Height	76
Case Depth	20
Lip Depth	8

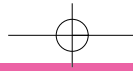
PRODUCT CODES

3073 - 102mm GRV Visi

BLANKS

ASI 1061 - 5GR16





Rim Locks & Latches Rim Deadlock

3 Lever



Union I139 RH 3 Lever Rim Deadlock

Mechanism : 3 Lever
 Case Finish : Black enamel
 Case Sizes : 102mm, 152mm
 Keys Supplied : 2
 Differs : 50
 Packed Quantity : 2
 Handing : Right hand illustrated

FEATURES

- Not reversible. Hand must be stated when ordering.

OPERATION

- Deadbolt is locked or unlocked by key from either side.



	102mm	152mm
Case Width	102	152
Backset	51	76
Case Height	106	106
Case Depth	24	24
Handle Projection	17	17

PRODUCT CODES

- 3523 - 102mm BLK LH
- 3527 - 102mm BLK RH
- 3530 - 152mm BLK LH
- 3532 - 152mm BLK RH

BLANKS

- LI407 - KB144 Genuine
- ASI1039 - 3L Rim

5 Lever



Union J5D Trafalgar 5 Lever Rim Deadlock

Mechanism : 5 lever
 Case Finish : Silver
 Case Sizes : 100mm
 Keys Supplied : 2
 Differs : 800
 Packed Quantity : 10
 Handing : Reversible

FEATURES

- Particularly suitable for use on store cupboard doors etc, as it prevents children locking themselves in.

OPERATION

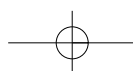
- Deadbolt is locked or unlocked by key from one side only.

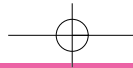


Case Width	100
B/Set - Follower	45
Case Height	80
Case Depth	19
Lip Depth	-

PRODUCT CODES

- 1802 - 100mm Silver





Rim Locks & Latches Rim Latch

Croft Croft 1873 Beggar Latch

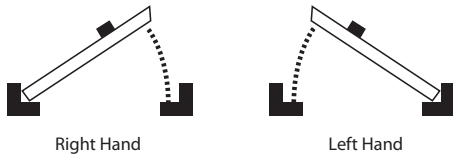
Case Finish : Polished brass
 Case Size : 77mm
 Packed Quantity : 1
 Handing : Right hand illustrated

FEATURES

- Not reversible. Hand must be stated when ordering.

OPERATION

- Latchbolt is withdrawn by concealed lever in underside of case.



6951

Case Width	77
B/Set - Follower	-
Case Height	63
Case Depth	18
Lip Depth	11

PRODUCT CODES


6951 - 76mm PB LH Boxed
 6954 - 76mm PB RH Boxed

Legge Legge 2143 Rimlatch

Case Finish : Polished brass or silver enamelled
 Case Size : 108mm
 Follower : 8mm
 Packed Quantity : Visi - 6
 Handing : Reversible

OPERATION

- Latchbolt is withdrawn by knob from either side.
- Snib bolt operated from inside only.



883

Case Width	108
B/Set - Follower	76
Case Height	73
Case Depth	17
Lip Depth	5

PRODUCT CODES

10378 - 108mm PB Visi
 883 - 108mm SE Visi




Union 1209 Rimlatch

Case Finish : Black enamel
 Case Size : 102mm
 Follower : 8mm
 Packed Quantity : 10
 Handing : Reversible

OPERATION

- Latchbolt is withdrawn by knob from either side.
- Snib bolt operated from inside only.

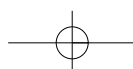


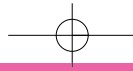
3393

Case Width	102
B/Set - Follower	76
Case Height	70
Case Depth	17
Lip Depth	19

PRODUCT CODES

3393 - 102mm BLK 1209





Rim Locks & Latches Rim Latch



Union FB4 Slamlock

- Mechanism : 4 lever
- Case Finish : Silver enamelled
- Case Size : 110mm
- Keys Supplied : Seperate
- Packed Quantity : 10
- Handing : Left hand (open in) illustrated



- PRODUCT CODES**
- 2291 - 101mm SE LH Open In
 - L697 - 101mm SE LH Open Out
 - 4826 - 101mm SE RH Open In
 - L696 - 101mm SE RH Open Out

ASSOCIATED PRODUCTS
 ASI 1264 - FB4 Pre-Cut

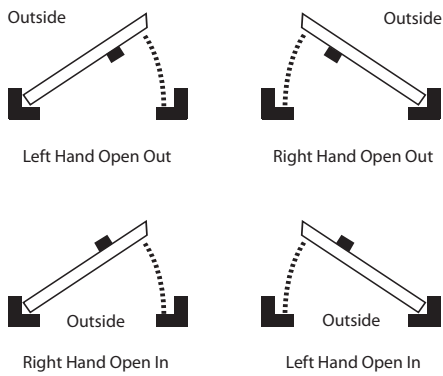
OPERATION

- Supplied c/w appropriate strike plate and one escutcheon.
- Not reversible. Hand must be stated when ordering.

OPERATION

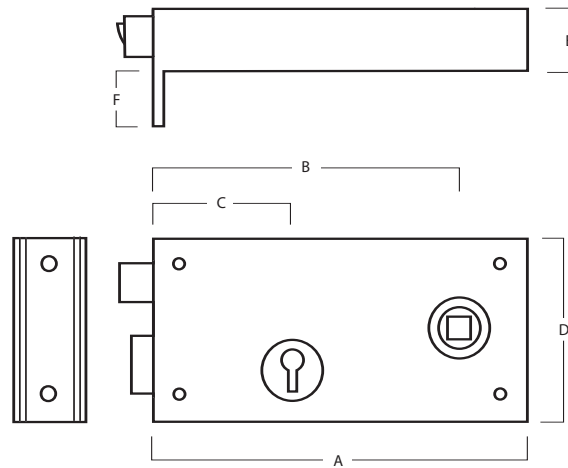
- Latchbolt is withdrawn by turn handle inside and key outside.

Case Width	110
B/Set - Follower	46
Case Height	80
Case Depth	19
Lip Depth	-



Rim Locks & Latches Rimlocks

I Lever



KEY

- A** Case Width
- B** Backset (Follower)
- C** Backset (Follower)
- D** Case Height
- E** Case Depth
- F** Lip Depth

BASTA Gibbons 37 I Lever Rimlock

- Mechanism : 1 Lever, 12 wards
- Case Finish : Black
- Case Sizes : 152mm
- Follower : 8mm (two way action)
- Keys Supplied : 2
- Differs : 12
- Packed Quantity : 12
- Handing : Right hand illustrated



PRODUCT CODES

- L1218 - 152mm BLK LH
- L1219 - 152mm BLK RH

BLANKS

- ASI1037 - 19mm 3GR19

FEATURES

- Not reversible. Hand must be stated when ordering.

OPERATION

- Latchbolt is withdrawn by knob from either side.
- Deadbolt is locked or unlocked by key from either side.

Case Width	152
B/Set - Follower	117
B/Set - Keyhole	55
Case Height	101
Case Depth	24
Lip Depth	18

BASTA Gibbons 60 I Lever Double Handed Rimlock

- Mechanism : 12 wards
- Case Finish : Black
- Case Sizes : 140mm
- Follower : 8mm (two way action)
- Keys Supplied : 2
- Differs : 12
- Packed Quantity : 12
- Handing : Reversible



PRODUCT CODES

- L1227 - 140mm BLK

OPERATION

- Latchbolt is withdrawn by knob from either side.
- Deadbolt is locked or unlocked by key from either side.

Case Width	140
B/Set - Follower	108
B/Set - Keyhole	44
Case Height	76
Case Depth	24
Lip Depth	8

Rim Locks & Latches Rimlocks

Legge Legge 2136 1 Lever Double Handed Rimlock

- Mechanism : 1 lever
- Case Finish : Silver enamelled or polished brass
- Case Sizes : 143mm
- Follower : 8mm
- Keys Supplied : 2
- Differs : 12
- Packed Quantity : Visi - 5
- Handing : Reversible



OPERATION

- Latchbolt is withdrawn by knob from either side.
- Deadbolt is locked or unlocked by key from either side.

Case Width	143
B/Set - Follower	113
B/Set - Keyhole	51
Case Height	73
Case Depth	17
Lip Depth	5

PRODUCT CODES

- 10379 - 143mm PB Visi
- 728 - 143mm SE Visi

BLANKS

- ASI 1050 - 4GR16



Union I448 1 Lever Double Handed Rimlock

- Mechanism : Nib ward & tumbler
- Case Finish : Black enamel
- Case Sizes : 140mm
- Follower : 8mm
- Keys Supplied : 2
- Differs : 10
- Packed Quantity : 10
- Handing : Reversible



OPERATION

- Latchbolt is withdrawn by knob from either side.
- Deadbolt is locked or unlocked by key from either side.

Case Width	140
B/Set - Follower	114
B/Set - Keyhole	51
Case Height	73
Case Depth	19
Lip Depth	8

PRODUCT CODES

- 3394 - 140mm BLK Boxed

BLANKS

- L1406 - KB150 Genuine

Also precut RF series keys.

Rim Locks & Latches Rim Locks

2 Lever



Yale 334 Lever Double Handed Rimlock

3064

- Mechanism : 2 lever
- Case Finish : Grey
- Case Sizes : 156mm
- Follower : 8mm
- Keys Supplied : 2
- Differs : 12
- Packed Quantity : Visi - 6
- Handing : Reversible



OPERATION

- Latchbolt is withdrawn by knob from either side.
- Deadbolt is locked or unlocked by key from either side.

Case Width	156
B/Set - Follower	107
B/Set - Keyhole	43
Case Height	104
Case Depth	19
Lip Depth	7

PRODUCT CODES

3064 - 156mm GREY Visi

BLANKS

ASI1061 - 5GR16



Yale 401 2 Lever Double Handed Rimlock

3072

- Mechanism : 2 lever
- Case Finish : Grey
- Case Sizes : 138mm
- Follower : 8mm
- Keys Supplied : 2
- Differs : 12
- Packed Quantity : Visi - 6
- Handing : Reversible



OPERATION

- Latchbolt is withdrawn by knob from either side.
- Deadbolt is locked or unlocked by key from either side.

Case Width	138
B/Set - Follower	106
B/Set - Keyhole	42
Case Height	76
Case Depth	20
Lip Depth	8

PRODUCT CODES

3072 - 138mm GREY Visi

BLANKS

ASI1061 - 5GR16

Rim Locks & Latches Rim Locks

3 Lever



Union 1439 3 Lever Double Handed Rimlock

Mechanism : 3 Lever
 Case Finish : Black enamel
 Case Sizes : 155mm
 Follower : 8mm
 Keys Supplied : 2
 Differs : 50
 Packed Quantity : 2
 Handing : Right hand illustrated



PRODUCT CODES
 3439 - 152mm BLK LH Boxed
 3420 - 152mm BLK RH Boxed

BLANKS
 L1407 - KB144 Genuine

FEATURES

- Not reversible. Hand must be stated when ordering.

OPERATION

- Latchbolt is withdrawn by knob from either side.
- Deadbolt is locked or unlocked by key from either side.

Case Width	155
B/Set - Follower	120
B/Set - Keyhole	53
Case Height	106
Case Depth	24
Lip Depth	17



Union 1445 3 Lever Rimlock

Mechanism : Nib ward & tumbler
 Case Finish : Black enamel & polished & laquered or champagne gold
 Case Sizes : 152mm
 Follower : 8mm
 Keys Supplied : 2
 Differs : 10
 Packed Quantity : Boxed - 10 visi - 5
 Handing : Reversible



PRODUCT CODES
 3395 - 152mm BLK Boxed
 2212 - 152mm CG Visi
 L8793 - 152mm PL Visi

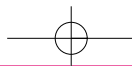
BLANKS
 L1406 - KB150 Genuine

Also precut RF series keys.

OPERATION

- Latchbolt is withdrawn by knob from either side.
- Deadbolt is locked or unlocked by key from either side.

Case Width	152
B/Set - Follower	114
B/Set - Keyhole	51
Case Height	102
Case Depth	21
Lip Depth	6




Rim Locks & Latches Rim Locks



Union I465 3 Lever Double Handed Rimlock

Mechanism : 3 Lever
 Case Finish : Black enamel
 Case Sizes : 140mm
 Follower : 8mm
 Keys Supplied : 2
 Differs : 50
 Packed Quantity : 10
 Handing : Right hand illustrated



FEATURES

- Not reversible. Hand must be stated when ordering.

OPERATION

- Latchbolt is withdrawn by knob from either side.
- Deadbolt is locked or unlocked by key from either side.

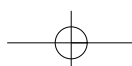
Case Width	140
B/Set - Follower	114
B/Set - Keyhole	51
Case Height	70
Case Depth	19
Lip Depth	15

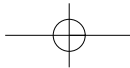
PRODUCT CODES

3397 - 140mm BLK RH
 3396 - 140mm BLK LH

BLANKS

ASI1050 - 4GR16





NEW

SPRANGA UNIVERSALE

Viro®

THEY CAN BE EASILY INSTALLED ON:

DOORS

FRENCH WINDOWS

WINDOW SHUTTERS



IDEAL FOR LOCKING UP AND OVER GARAGE DOORS



The lock is suitable for:

any double or half profile cylinder, not supplied.



1. Easy application of the cylinder with the supplied Allen wrench.



2. Suitable for installation of a pre-existent handle (e.g. French windows) and/or for a through cylinder of a lock with centre distance 85 mm.

Two lengths, 170 or 240 cm, (on request version 260 cm or 300 cm length) which can be shortened to 62 cm, with a simple operation:



- by cutting the case and the internal tubular parts with the special accessory provided;
- by covering later the shortened ends of the case with the specific heads with aesthetic function.

With double cylinder, the outer side is efficiently defended by a supplied security escutcheon.

- Made of carbonitrided solid steel.
- Conical shaped, resistant to burglar-attacks.
- With drill-resistant rotating plate to protect the key insertion.
- Supplied with steel fixing screws, metric pitch, for doors with max. thickness 60 mm.
- Adjustable for adaptation to the cylinder projection.

Chrome-plated escutcheon for black, white or grey locking bars.



Brass-plated escutcheon for brown locking bars.



ON REQUEST INNOVATIVE VERSIONS WITH ELECTRONIC BURGLAR-ALARM, INCORPORATED. POWERED BY 4 STYLUS 1,5V BATTERIES.




- *By simply inserting a SIM card in the special housing placed in the internal cover, and by calling from your mobile phone (up to 5 different mobiles) the SIM card number, the numbers to be advised when an attempt is made to force entry will be memorized.*
- *Locking the bar before leaving is enough to activate the burglar-alarm.*
- *If anyone attempts to force entry where the locking bar is installed, the sophisticated movement sensor of the incorporated burglar-alarm detects the attempt and sends alarm text messages to the memorized mobile phones, calling the first one at the same time.*
- *Who receives the messages or the call can call the SIM card number of the locking bar and, thanks to an internal microphone, listen to what is happening where the locking bar is installed, in order to assess whether a burglar is in fact trying to force entry and to decide whether it is necessary to return home and/or call for help.*

ALL THE ACCESSORIES, FOR ANY TYPE OF MOUNTING, ARE PROVIDED IN THE PACKAGE



New "SPRANGA UNIVERSALE" locking bar can also easily extended thanks to the special kit for extension. It will increase the height of the lock to 160 cm. It is enough to screw the bars extensions in the deadbolt tip to have the greater overall length.



"Spranga Universale" item 4008 Four possible finishes to adapt them to all surfaces (on request other colours for min. 100 pcs.)

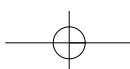
- Black (.205)
- Brown (.163)
- Aluminium Grey (.456)
- White (.159)



Download "Spranga Universale" video



Available to Special Order





Choose
ERA for
ALL of your
security
needs

www.era-security.com

ERA is part of
grouphomesafe▲

**Door
Security**



**BS
Nightlatch**



**BS
Fortress**

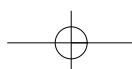
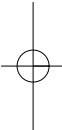
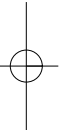


**BS
Euro
Cylinders**





Rim Locks & Latches Notes





index

Evva Cylinders

5 Pin Open Profile Rim Cylinders



- Rim Cylinders 144
- Screw-in Cylinders 144 - 145
- Scandinavian Oval 145
- Half - Oval 145
- Double Oval 146
- Key & Turn - Oval 146 - 147
- Half - Euro 147
- Double Euro 148 - 149
- Key & Turn - Euro 150 - 151
- Padlock Insert 152

5 Pin GPI Integrated System



- Rim Cylinders 153
- Half Oval 153
- Double Oval 154
- Key & Turn Oval 154
- Half Cylinder 154
- Double Euro 154
- Key & Turn Euro 155
- Accessory 155

5 Pin DPS Double Profile System



- Rim Cylinders 156
- Screw In 156
- Scandinavian Oval 157
- Half - Oval 157
- Double Oval 157
- Key & Turn Oval 158
- Half - Euro 158
- Double Euro 159 - 160
- Key & Turn Euro 161
- Banham Cylinders 162
- Padlock Insert 162

6 Pin EPS Extended Profile System



- Rim Cylinders 163
- Screw-In 163
- Cam Lock 163
- Module - Euro 164
- Scandinavian Oval 164
- Half Oval 164
- Double Oval 164
- Key & Turn - Oval 165

- Half Euro 165
- Double Euro 165
- Key & Turn - Euro 165



- Banham Cylinders 166
- Padlock Insert 166

3KS Triple Curve System



- Rim Cylinders 167
- Screw-In 167
- Half Oval 167
- Double Oval 168
- Key & Turn Oval 168
- Double Euro 168 - 169
- Key & Turn Euro 170
- Banham Cylinders 170
- Cam Lock 171

MCS Magnetic Code System













- Screw-in 171
- Half Cylinder - Euro 172
- Double Euro 172 - 173
- Key & Turn Euro 174
- Banham Cylinders 174

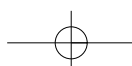
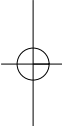
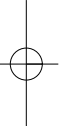
Privacy & Blind Cylinders -



- Euro Rim Cylinders 175



	Rim Cylinders	
	• Rim Cylinders	176 - 181
	Screw-In	
	• Screw-In Cylinders	184 - 188
	Half Cylinders	
	• Half Euro	188 - 192
	• Half Oval	193 - 195
	Double Cylinders	
	• Double Euro	196 - 207
	• Double Oval	207 - 210
	Key & Turn	
	• Key & Turn - Euro	211 - 217
	• Key & Turn - Oval	217 - 221
	Scandinavian Oval	
	• Scandinavian Oval	221
	Padlock Insert	
	• Abus	222
	• Asec	222
	Miscellaneous	
	• Kaba	223
	• Weiser	223
	Accessories	
	• Accessories	224 - 225



Evva Cylinders

5 Pin Open Profile



Evva

Finish : Brass, nickel plated or polished chrome
 Keys Supplied : 3 (Brass)
 Keyed Alike : Ex-stock & in-house
 Masterkeyed : In-house
 Differs : 30,000 (5 pin)
 Packed Qty : 1



PRODUCT CODES

See below

BLANKS

L7605 - A5 Open Genuine
 7305 - EV10 Copy

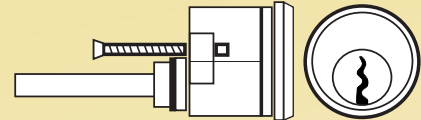
FEATURES

- Unrestricted key profile.
- 'A' section (F section to special order).
- 30 minute fire resistance to 821° C.
- Available in euro, oval, rim, screw-in and Scandinavian oval.
- Euro single cylinders supplied with adjustable cams.
- Anti-corrosion as standard.
- Also available in 6 pin (see Evva Buyers Guide for complete listing).
- Can be supplied keyed to differ, keyed alike and masterkeyed.
- Keyed alike suite also available from stock.

Rim Cylinders

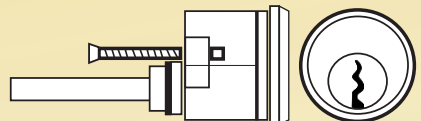
Evva A5 AZG Rim Cylinder - KD

Order Code	Evva Reference	Dimensions (mm)			Finish
		L	A	B	
L6107	A-AZG KD				NP
L6108	A-AZG KD				PB



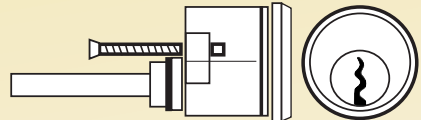
Evva A5 AZG Rim Cylinder - KA

Order Code	Evva Reference	Dimensions (mm)			Finish
		L	A	B	
L10229	A-AZG KA				PB
L10236	A-AZG KA				NP



Evva A5 AZG Rim Cylinder 2 Bitted

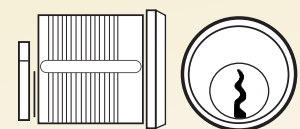
Order Code	Evva Reference	Dimensions (mm)			Finish
		L	A	B	
L7078	A-AZG 2B				NP
L7079	A-AZG 2B				PB
L9239	A-AZG 2B				PC



Screw-In Cylinders

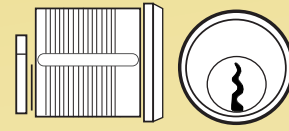
Evva A5 RMI Screw-In Cylinder - KD

Order Code	Evva Reference	Dimensions (mm)			Finish
		L	A	B	
L6110	A-AZG KD Pair				NP
L6109	A-AZG KD Single				NP



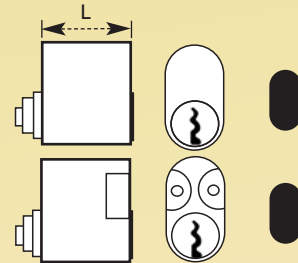
Evva Cylinders

Evva A5 RMI Screw-In Cylinder - 2 Bitted						
Order Code	Evva Reference		Dimensions (mm)			Finish
			L	A	B	
L15485	A-RM 2B	Single				NP



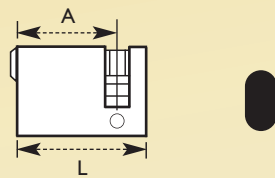
Scandinavian Oval

Evva A5 SKA Scandinavian Oval Cylinder - KD						
Order Code	Evva Reference		Dimensions (mm)			Finish
			L	A	B	
L6113	A-SKA KD	Single	26			NP
L6114	A-SKA KD	Single	26			PB
L6111	A-SKA/SKI KD	Pair				NP
L6112	A-SKA/SKI KD	Pair				PB

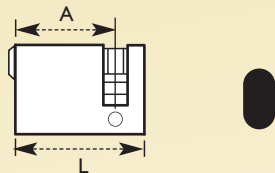


Half - Oval

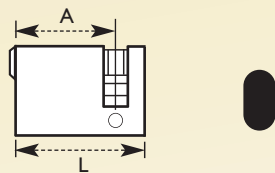
Evva A5 OHZ Half Oval Cylinder - KD						
Order Code	Evva Reference		Dimensions (mm)			Finish
			L	A	B	
L6115	A-OHZ 32	KD	41	32		NP
L6116	A-OHZ 32	KD	41	32		PB
L6117	A-OHZ 37	KD	46	37		NP
L6118	A-OHZ 37	KD	46	37		PB



Evva A5 OHZ Half Oval Cylinder - KA						
Order Code	Evva Reference		Dimensions (mm)			Finish
			L	A	B	
L10230	A-OHZ 32	KA	41	32		NP
L10237	A-OHZ 32	KA	41	32		PB



Evva A5 OHZ Half Oval Cylinder - 2 Bitted						
Order Code	Evva Reference		Dimensions (mm)			Finish
			L	A	B	
L7084	A-OHZ 32	2B	41	32		NP
L7085	A-OHZ 32	2B	41	32		PB
L9241	A-OHZ 32	2B	41	32		PC
L7086	A-OHZ 37	2B	46	37		NP
L7087	A-OHZ 37	2B	46	37		PB
L9242	A-OHZ 37	2B	46	37		PC

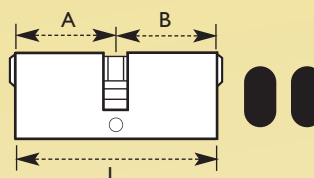


Evva Cylinders

Double - Oval

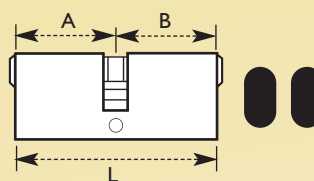
Evva A5 ODZ Double Oval Cylinder - KD

Order Code	Evva Reference	Dimensions (mm)			Finish
		L	A	B	
L6119	A-ODZ 31/31 KD	62	31	31	NP
L6120	A-ODZ 31/31 KD	62	31	31	PB
L6121	A-ODZ 36/36 KD	72	36	36	NP
L6122	A-ODZ 36/36 KD	72	36	36	PB
L6123	A-ODZ 41/41 KD	82	41	41	NP
L6124	A-ODZ 41/41 KD	82	41	41	PB



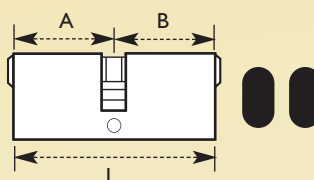
Evva A5 ODZ Oval Double Cylinder - KA

Order Code	Evva Reference	Dimensions (mm)			Finish
		L	A	B	
L10238	A-ODZ 36/36 KA	72	36	36	NP
L10231	A-ODZ 36/36 KA	72	36	36	PB



Evva A5 ODZ Double Oval Cylinder - 2 Bitted

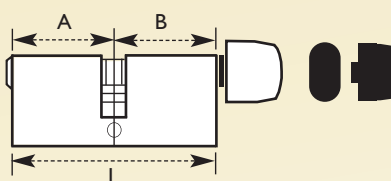
Order Code	Evva Reference	Dimensions (mm)			Finish
		L	A	B	
L7088	A-ODZ 31/K31 2B	62	31	31	NP
L7089	A-ODZ 31/K31 2B	62	31	31	PB
L9243	A-ODZ 31/K31 2B	62	31	31	PC
L7090	A-ODZ 36/K36 2B	72	36	36	NP
L7091	A-ODZ 36/K36 2B	72	36	36	PB
L9244	A-ODZ 36/K36 2B	72	36	36	PC



Key & Turn - Oval

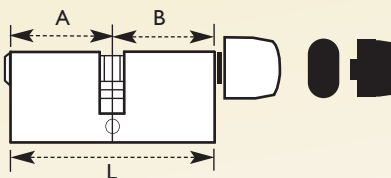
Evva A5 OKZ Oval K&T Cylinder - KD

Order Code	Evva Reference	Dimensions (mm)			Finish
		L	A	B	
L6125	A-OKZ 31/K31 KD	62	31	K31	NP
L6126	A-OKZ 31/K31 KD	62	31	K31	PB
L6127	A-OKZ 36/K36 KD	72	36	K36	NP
L6128	A-OKZ 36/K36 KD	72	36	K36	PB
L6129	A-OKZ 41/K41 KD	82	41	K41	NP
L6130	A-OKZ 41/K41 KD	82	41	K41	PB



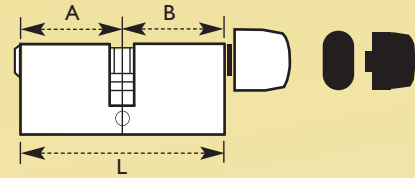
Evva A5 OKZ Double Oval K&T Cylinder - KA

Order Code	Evva Reference	Dimensions (mm)			Finish
		L	A	B	
L10239	A-OKZ 36/K36 KA	72	36	K36	NP
L10232	A-OKZ 36/K36 KA	72	36	K36	PB



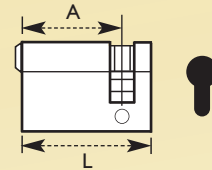
Evva Cylinders

Evva A5 OKZ Oval K&T Cylinder - 2 Bitted					
Order Code	Evva Reference	Dimensions (mm)			Finish
		L	A	B	
L7092	A-OKZ 31/K31 2B	62	31	K31	NP
L7093	A-OKZ 31/K31 2B	62	31	K31	PB
L9245	A-OKZ 31/K31 2B	62	31	K31	PC
L7094	A-OKZ 36/K36 2B	72	36	K36	NP
L7095	A-OKZ 36/K36 2B	72	36	K36	PB
L9246	A-OKZ 36/K36 2B	72	36	K36	PC

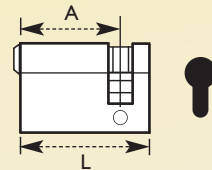


Half - Euro

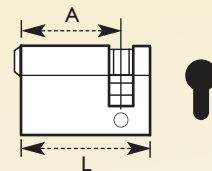
Evva A5 HZ Euro Half Cylinder -KD					
Order Code	Evva Reference	Dimensions (mm)			Finish
		L	A	B	
L6131	A-HZ 27 KD	36	27		NP
L6132	A-HZ 27 KD	36	27		PB
L6133	A-HZ 32 KD	41	32		NP
L6134	A-HZ 32 KD	41	32		PB
L6135	A-HZ 37 KD	46	37		NP
L6136	A-HZ 37 KD	46	37		PB
L6137	A-HZ 42 KD	51	42		NP
L6138	A-HZ 42 KD	51	42		PB
L6139	A-HZ 47 KD	56	47		NP
L6140	A-HZ 47 KD	56	47		PB
L6141	A-HZ 52 KD	61	52		NP
L6142	A-HZ 52 KD	61	52		PB
L6143	A-HZ 67 KD	76	67		NP
L6144	A-HZ 67 KD	76	67		PB



Evva A5 HZ Euro Half Cylinder - KA					
Order Code	Evva Reference	Dimensions (mm)			Finish
		L	A	B	
L10240	A-HZ 32 KA	41	32		NP
L10233	A-HZ 32 KA	41	32		PB



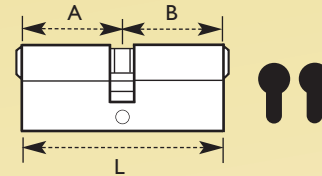
Evva A5 HZ Euro Half Cylinder - 2 Bitted					
Order Code	Evva Reference	Dimensions (mm)			Finish
		L	A	B	
L7098	A-HZ 32 2B	41	32		NP
L7099	A-HZ 32 2B	41	32		PB
L9247	A-HZ 32 2B	41	32		PC
L7100	A-HZ 37 2B	46	37		NP
L7101	A-HZ 37 2B	46	37		PB
L9248	A-HZ 37 2B	46	37		PC



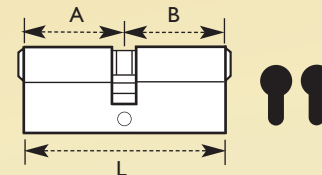
Evva Cylinders

Double -Euro

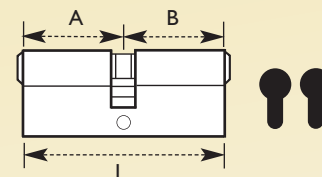
Evva A5 DZ Equal Euro Double Cylinder - KD					
Order Code	Evva Reference	Dimensions (mm)			Finish
		L	A	B	
L6145	A-DZ 27/27 KD	54	27	27	NP
L6146	A-DZ 27/27 KD	54	27	27	PB
L6147	A-DZ 31/31 KD	62	31	31	NP
L6148	A-DZ 31/31 KD	62	31	31	PB
L6149	A-DZ 36/36 KD	72	36	36	NP
L6150	A-DZ 36/36 KD	72	36	36	PB
L6151	A-DZ 41/41 KD	82	41	41	NP
L6152	A-DZ 41/41 KD	82	41	41	PB
L6153	A-DZ 46/46 KD	92	46	46	NP
L6154	A-DZ 46/46 KD	92	46	46	PB
L6155	A-DZ 51/51 KD	102	51	51	NP
L6156	A-DZ 51/51 KD	102	51	51	PB
L6157	A-DZ 56/56 KD	112	56	56	NP
L6159	A-DZ 61/61 KD	122	61	61	NP



Evva A5 DZ Euro Double Cylinder - KA					
Order Code	Evva Reference	Dimensions (mm)			Finish
		L	A	B	
L10241	A-DZ 36/36 KA	72	36	36	NP
L10234	A-DZ 36/36 KA	72	36	36	PB

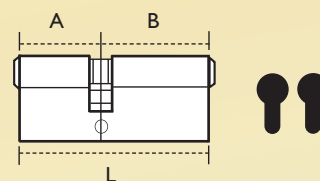


Evva A5 DZ Euro Double Cylinder - 2 Bitted					
Order Code	Evva Reference	Dimensions (mm)			Finish
		L	A	B	
L7104	A-DZ 31/31 2B	62	31	31	NP
L7105	A-DZ 31/31 2B	62	31	31	PB
L9249	A-DZ 31/31 2B	62	31	31	PC
L7106	A-DZ 36/36 2B	72	36	36	NP
L7107	A-DZ 36/36 2B	72	36	36	PB
L9250	A-DZ 36/36 2B	72	36	36	PC



Evva Cylinders

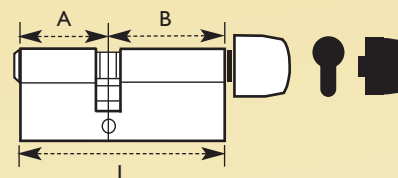
Evva A5 Off-Set Euro Double Cylinder - KD					
Order Code	Evva Reference	Dimensions (mm)			Finish
		L	A	B	
L15472	A-DZ 31/36 KD	67	31	36	NP
L6169	A-DZ 31/41 KD	72	31	41	NP
L6170	A-DZ 31/41 KD	72	31	41	PB
L6171	A-DZ 31/46 KD	77	31	46	NP
L6172	A-DZ 31/46 KD	77	31	46	PB
L6173	A-DZ 36/41 KD	77	36	41	NP
L6174	A-DZ 36/41 KD	77	36	41	PB
L6175	A-DZ 31/51 KD	82	31	51	NP
L6176	A-DZ 31/51 KD	82	31	51	PB
L6177	A-DZ 36/46 KD	82	36	46	NP
L6178	A-DZ 36/46 KD	82	36	46	PB
L6181	A-DZ 31/56 KD	87	31	56	NP
L6182	A-DZ 31/56 KD	87	31	56	PB
L6183	A-DZ 36/51 KD	87	36	51	NP
L6184	A-DZ 36/51 KD	87	36	51	PB
L6179	A-DZ 41/46 KD	87	41	46	NP
L6180	A-DZ 41/46 KD	87	41	46	PB
L6185	A-DZ 31/61 KD	92	31	61	NP
L6186	A-DZ 31/61 KD	92	31	61	PB
L6187	A-DZ 36/56 KD	92	36	56	NP
L6188	A-DZ 36/56 KD	92	36	56	PB
L6189	A-DZ 41/51 KD	92	41	51	NP
L6190	A-DZ 41/51 KD	92	41	51	PB
L6193	A-DZ 31/66 KD	97	31	66	NP
L6194	A-DZ 31/66 KD	97	31	66	PB
L6191	A-DZ 36/61 KD	97	36	61	NP
L6192	A-DZ 36/61 KD	97	36	61	PB
L6195	A-DZ 41/56 KD	97	41	56	NP
L6196	A-DZ 41/56 KD	97	41	56	PB
L17695	A-DZ 46/51 KD	97	46	51	NP
L17696	A-DZ 46/51 KD	97	46	51	PB
L8343	A-DZ 41/61 KD	102	41	61	NP
L15050	A-DZ 46/56 KD	102	46	56	NP
L15151	A-DZ 46/56 KD	112	46	56	PB
L17694	A-DZ 41/71 KD	112	41	71	NP



Evva Cylinders

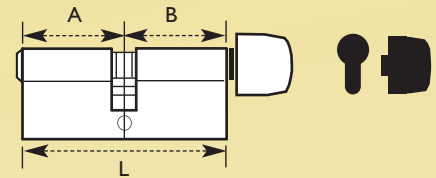
Key & Turn - Euro

Evva A5 Off-Set Euro K&T Cylinder - KD					
Order Code	Evva Reference	Dimensions (mm)			Finish
		L	A	B	
L6165	A-KDZ 31/K36 KD	67	31	K36	NP
L6217	A-KDZ 36/K31 KD	67	36	K31	NP
L6218	A-KDZ 36/K31 KD	67	36	K31	PB
L6223	A-KDZ 31/K41 KD	72	31	K41	NP
L6224	A-KDZ 31/K41 KD	72	31	K41	PB
L6228	A-KDZ 36/K41 KD	77	36	K41	PB
L15466	A-KDZ 31/K51 KD	82	31	K51	NP
L6908	A-KDZ 36/K46 KD	82	36	K46	NP
L6907	A-KDZ 46/K36 KD	82	46	K36	NP
L15467	A-KDZ 31/K61 KD	82	31	K61	NP
L7009	A-KDZ 41/K46 KD	87	41	K46	NP
L7008	A-KDZ 46/K41 KD	87	46	K41	NP
L15477	A-KDZ 36/K51 KD	92	36	K51	NP
L6914	A-KDZ 36/K51 KD	92	36	K51	NP
L6911	A-KDZ 41/K51 KD	92	41	K51	NP
L6912	A-KDZ 51/K41 KD	92	51	K41	NP
L6913	A-KDZ 56/K36 KD	92	56	K36	NP
L15478	A-KDZ 61/K31 KD	92	61	K31	NP
L15479	A-KDZ 36/K56 KD	97	36	K56	NP
L15481	A-KDZ 41/K56 KD	97	41	K56	NP
L15474	A-KDZ 46/K51 KD	97	46	K51	NP
L15473	A-KDZ 41/K51 KD	97	41	K51	NP
L15482	A-KDZ 31/K66 KD	97	31	K66	NP
L15480	A-KDZ 31/K66 KD	97	31	K66	NP
L7039	A-KDZ 41/K61 KD	102	41	K61	NP
L15469	A-KDZ 41/K56 KD	102	41	K56	NP
L15468	A-KDZ 56/K46 KD	102	56	K46	NP
L7040	A-KDZ 61/K41 KD	102	61	K41	NP
L17692	A-KDZ 41/K71KD	112	41	K71	NP
L17693	A-KDZ 71/K41 KD	112	71	K41	NP

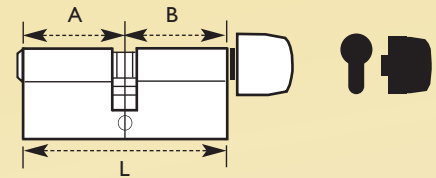


Evva Cylinders

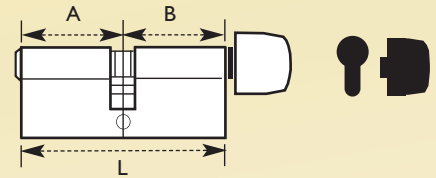
Evva A5 KDZ Equal Euro K&T Cylinder - KD						
Order Code	Evva Reference	Dimensions (mm)			Finish	
		L	A	B		
L6199	A-KDZ 27/K27 KD	54	27	K27	NP	
L6197	A-KDZ 31/K31 KD	62	31	K31	NP	
L6198	A-KDZ 31/K31 KD	62	31	K31	PB	
L6201	A-KDZ 36/K36 KD	62	36	K36	NP	
L6202	A-KDZ 36/K36 KD	72	36	K36	PB	
L6203	A-KDZ 41/K41 KD	82	41	K41	NP	
L6204	A-KDZ 41/K41 KD	82	41	K41	PB	
L15471	A-KDZ 46/K46 KD	92	46	K46	NP	
L15470	A-KDZ 51/K51 KD	102	51	K51	NP	
L15475	A-KDZ 56/K56 KD	112	56	K56	NP	
L15476	A-KDZ 61/K61 KD	122	61	K61	NP	



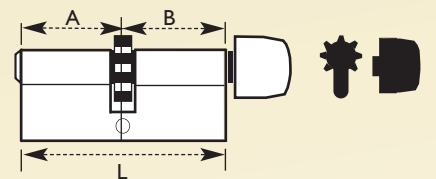
Evva A5 KDZ Euro K&T Cylinder - KA						
Order Code	Evva Reference	Dimensions (mm)			Finish	
		L	A	B		
L10235	A-KDZ 36/K36 KA	72	36	K36	NP	
L10242	A-KDZ 36/K36 KA	72	36	K36	PB	



Evva A5 KDZ Equal Euro K&T Cylinder - 2 Bitted						
Order Code	Evva Reference	Dimensions (mm)			Finish	
		L	A	B		
L7132	A-KDZ 31/K31 2 B	62	31	K31	NP	
L7133	A-KDZ 31/K31 2 B	62	31	K31	PB	
L9251	A-KDZ 31/K31 2 B	62	31	K31	PC	
L7134	A-KDZ 36/K36 2 B	72	36	K36	NP	
L7135	A-KDZ 36/K36 2 B	72	36	K36	PB	
L9252	A-KDZ 36/K36 2 B	72	36	K36	PC	
L15483	A-KDZ 41/K41 2 B	82	41	K41	NP	
L15484	A-KDZ 41/K41 2 B	82	41	K41	PB	



Evva A5 KDZ COG Euro K&T Cog Wheel Cam Cylinder - KD						
Order Code	Evva Reference	Dimensions (mm)			Finish	
		L	A	B		
L8339	A-KDZ 31/K31 KD	62	31	K31	NP	
L8342	A-KDZ 31/K31 KD	62	31	K31	PB	
L8340	A-KDZ 36/K36 KD	72	36	K36	NP	
L8341	A-KDZ 36/K36 KD	72	36	K36	PB	
L8338	A-KDZ 41/K41 KD	82	41	K41	NP	
L8337	A-KDZ 41/K41 KD	82	41	K41	PB	



Evva Cylinders

Padlock Insert

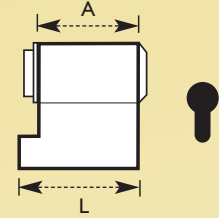
Evva A5 KIK2 Padlock Insert - 2 Bitted

Order Code	Evva Reference	Dimensions (mm)			Finish
		L	A	B	
L8147	A-KIK2 Padlock Insert - 2B				PB



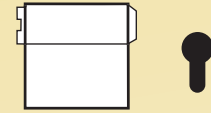
Evva A5 HPM Padlock Inset - 2 Bitted

Order Code	Evva Reference	Dimensions (mm)			Finish
		L	A	B	
L12722	A-HPM Padlock Inset - 2B				PB



Evva A5 SC Padlock Insert - 2 Bitted

Order Code	Evva Reference	Dimensions (mm)			Finish
		L	A	B	
L10715	A-SC65 Padlock Insert - 2B				NP



Evva Cylinders

5 Pin GPI Integrated System



Evva

- Finish : Brass, Nickel Plated or Polished Chrome
- Keys Supplied : 3 (Nickel Silver)
- Keyed Alike : In-house
- Masterkeyed : Ex-stock & In-house
- Differs : 30,000 (5 Pin) 100,000 (6 Pin)
- Packed Qty : 1



Recommended for Masterkeying

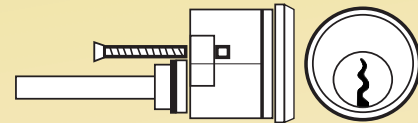
PRODUCT CODES
See below

FEATURES

- Restricted key profile with 32,000 different sections available.
- Profile variations over the entire keyway height.
- Conical shape key and keyway hampers the insertion of picking tools and makes unauthorised key duplication very difficult.
- Each profile rib overlaps the centreline.
- Available as shared section (5 pin).
- Available in UK and Scandinavian oval profile.
- Euro single cylinders supplied with adjustable cams.
- Extensions to existing suites only.
- Masterkeyed suite also available from stock.

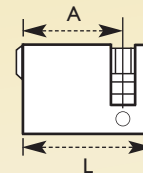
Rim Cylinders

Evva GPI AZG Rim Cylinder - MK					
Order Code	Evva Reference	Dimensions (mm)			Finish
		L	A	B	
LI0228	C-AZG AMK1				NP
LI3500	C-AZG AMK2				NP
LI0215	C-AZG AMK1				PB
LI3510	C-AZG AMK2				PB



Half - Oval

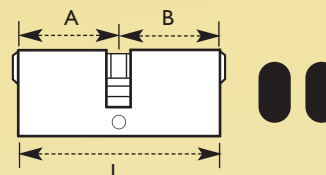
Evva GPI OHZ Oval Half Cylinder - MK					
Order Code	Evva Reference	Dimensions (mm)			Finish
		L	A	B	
LI0216	C-OHZ 32 AMK1	41	32		NP
LI0217	C-OHZ 32 AMK1	41	32		PB
LI3494	C-OHZ 32 AMK2	41	32		NP
LI3504	C-OHZ 32 AMK2	41	32		PB



Evva Cylinders

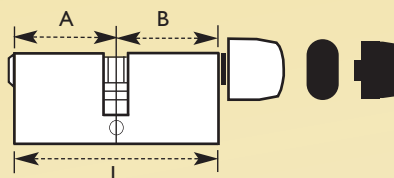
Double - Oval

Evva GPI ODZ Oval Double Cylinder - MK					
Order Code	Evva Reference	Dimensions (mm)			Finish
		L	A	B	
LI0218	C-ODZ 36/36 AMK1	72	36	36	NP
LI0219	C-ODZ 36/36 AMK1	72	36	36	PB
LI3495	C-ODZ 36/36 AMK2	72	36	36	NP
LI3505	C-ODZ 36/36 AMK2	72	36	36	PB



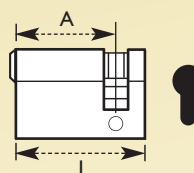
Key & Turn - Oval

Evva GPI OKZ Oval K&T Cylinder - MK					
Order Code	Evva Reference	Dimensions (mm)			Finish
		L	A	B	
LI0220	C-OKZ 36/36 AMK1	72	36	K36	NP
LI0221	C-OKZ 36/36 AMK1	72	36	K36	PB
LI3496	C-OKZ 36/36 AMK2	72	36	K36	NP
LI3506	C-OKZ 36/36 AMK2	72	36	K36	PB



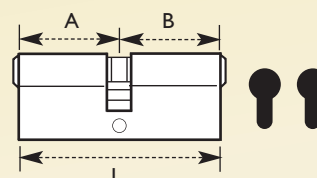
Half Cylinder - Euro

Evva GPI HZ Euro Half Cylinder - MK					
Order Code	Evva Reference	Dimensions (mm)			Finish
		L	A	B	
LI0223	C-HZ 32 AMK1	41	32		NP
LI0222	C-HZ 32 AMK1	41	32		PB
LI3497	C-HZ 32 AMK2	41	32		NP
LI3507	C-HZ 32 AMK2	41	32		PB



Double - Euro

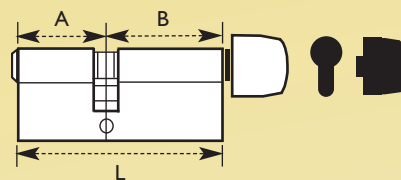
Evva GPI DZ Euro Double Cylinder - MK					
Order Code	Evva Reference	Dimensions (mm)			Finish
		L	A	B	
LI0225	C-DZ 36/36 AMK1	72	36	36	NP
LI0224	C-DZ 36/36 AMK2	72	36	36	PB
LI3498	C-DZ 36/36 AMK2	72	36	36	NP
LI3508	C-DZ 36/36 AMK2	72	36	36	PB



Evva Cylinders

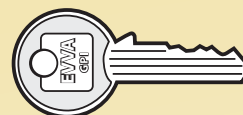
Key & Turn - Euro

Evva GPI KDZ Euro K&T Cylinder - MK					
Order Code	Evva Reference	Dimensions (mm)			Finish
		L	A	B	
LI0226	C-KDZ 36/36 AMK1	72	36	K36	NP
LI3499	C-KDZ 36/36 AMK2	72	36	K36	NP
LI3509	C-KDZ 36/36 AMK2	72	36	K36	PB



Accessory

Evva GPI AMK Key					
Order Code	Evva Reference	Dimensions (mm)			Finish
		L	A	B	
LI3502	C-AMK1 & AMK2 Master Key				
LI0293	C-AMK1 Blank				
LI0243	C-AMK1 Master Key				
LI3503	C-AMK2 Blank				
LI3501	C-AMK2 Master Key				



Evva Cylinders

5 Pin DPS Double Profile System



Evva

Finish : Brass, Nickel Plated or Polished
 Chrome
 Keys Supplied : 3 (Nickel Silver)
 Keyed Alike : In-house
 Masterkeyed : In-house
 Differs : 32 Billion
 Packed Qty : 1



PRODUCT CODES
 See below

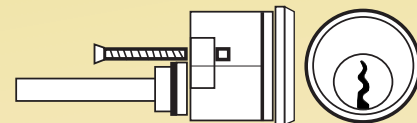
FEATURES

- Double profile registered key system (5 or 6 pin with side bar).
- Two profiles working independently, offer 32 billion combination possibilities for one single locking system.
- Drill and pulling protected.
- Anti picking.
- Available in UK and Scandinavian oval profile.
- Euro single cylinders supplied with adjustable cams.
- Available as exclusive profile.
- Also available in 6 pin to special order.
- See Evva buyers guide for complete listing.

Rim Cylinders

Evva DPS AZG Rim Cylinder - KD

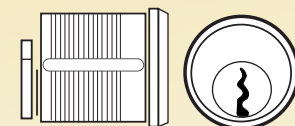
Order Code	Evva Reference	Dimensions (mm)			Finish
		L	A	B	
L6834	F-AZG KD				NP
L6692	F-AZG KD				PB
L9028	F-AZG KD				PC



Screw-In

Evva DPS RMI Screw-In Cylinder - KD

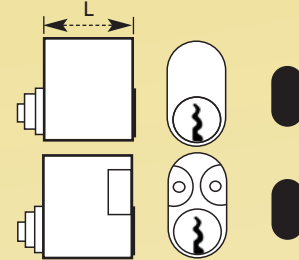
Order Code	Evva Reference	Dimensions (mm)			Finish
		L	A	B	
L6693	F-RM KD Pair				NP
L6692	F-RM KD Singles				NP



Evva Cylinders

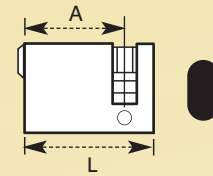
Scandinavian Oval

Evva DPS Scandinavian Oval Cylinder - 2 Bitted					
Order Code	Evva Reference	Dimensions (mm)			Finish
		L	A	B	
L6697	F-SKA 2B	26			NP
L6698	F-SKA 2B	26			PB
L6695	F-SKA/SKI 2B				NP
L6696	F-SKA/SKI 2B				PB



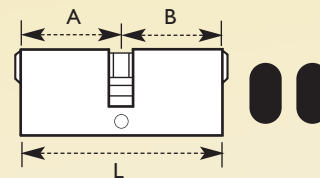
Half - Oval

Evva DPS OHZ Half Cylinder - 2 Bitted					
Order Code	Evva Reference	Dimensions (mm)			Finish
		L	A	B	
L6699	F-OHZ 32 2B	41	32		NP
L6700	F-OHZ 32 2B	41	32		PB
L9030	F-OHZ 32 2B	41	32		PC
L6701	F-OHZ 37 2B	46	37		NP
L6702	F-OHZ 37 2B	46	37		PB
L9031	F-OHZ 37 2B	46	37		PC



Double - Oval

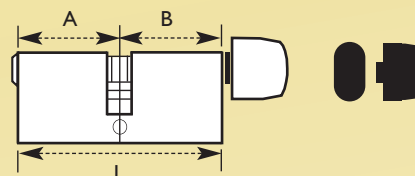
Evva DPS ODZ OVAL DBL CYLINDER - 2 Bitted					
Order Code	Evva Reference	Dimensions (mm)			Finish
		L	A	B	
L6703	F-ODZ 31/31 2B	62	31	31	NP
L6704	F-ODZ 31/31 2B	62	31	31	PB
L9032	F-ODZ 31/31 2B	62	31	31	PC
L6705	F-ODZ 36/36 2B	72	36	36	NP
L6706	F-ODZ 36/36 2B	72	36	36	PB
L9033	F-ODZ 36/36 2B	72	36	36	PC
L6707	F-ODZ 41/41 2B	82	41	41	NP
L6708	F-ODZ 41/41 2B	82	41	41	PB



Evva Cylinders

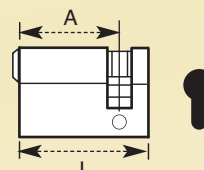
Key & Turn - Oval

Evva DPS OKZ Equal Oval K&T Cylinder 2 Bitted					
Order Code	Evva Reference	Dimensions (mm)			Finish
		L	A	B	
L6709	F-OKZ 31/K31 2B	62	31	31	NP
L6710	F-OKZ 31/K31 2B	62	31	31	PB
L9034	F-OKZ 31/K31 2B	62	31	31	PC
L6711	F-OKZ 36/K36 2B	72	36	36	NP
L6712	F-OKZ 36/K36 2B	72	36	36	PB
L9035	F-OKZ 36/K36 2B	72	36	36	PC
L6713	F-OKZ 41/K41 2B	82	41	41	NP
L6714	F-OKZ 41/K41 2B	82	41	41	PB



Half - Euro

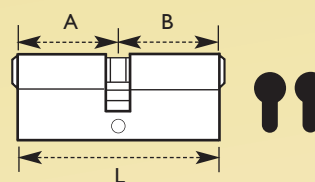
Evva DPS HZ Euro Half Cylinder 2 Bitted					
Order Code	Evva Reference	Dimensions (mm)			Finish
		L	A	B	
L6715	F-HZ 27 2B	36	27		NP
L6716	F-HZ 27 2B	36	27		PB
L6717	F-HZ 32 2B	41	32		NP
L6718	F-HZ 32 2B	41	32		PB
L9036	F-HZ 32 2B	41	32		PC
L6719	F-HZ 37 2B	46	37		NP
L6720	F-HZ 37 2B	46	37		PB
L9037	F-HZ 37 2B	46	37		PC
L6721	F-HZ 42 2B	51	42		NP
L6722	F-HZ 42 2B	51	42		PB
L6223	F-HZ 47 2B	56	47		NP
L6724	F-HZ 47 2B	56	47		PB
L6725	F-HZ 52 2B	61	52		NP
L6726	F-HZ 52 2B	61	52		PB
L6727	F-HZ 67 2B	76	67		NP
L6728	F-HZ 67 2B	76	67		PB



Evva Cylinders

Double - Euro

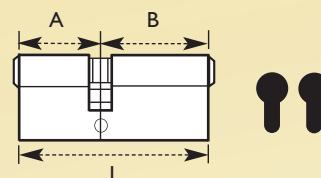
Evva DPS DZ Equal Euro Double Cylinder 2 Bitted					
Order Code	Evva Reference	Dimensions (mm)			Finish
		L	A	B	
L6729	F-DZ 27/27 2B	54	27	27	NP
L6731	F-DZ 31/31 2B	62	31	31	NP
L6732	F-DZ 31/31 2B	62	31	31	PB
L9038	F-DZ 31/31 2B	62	31	31	PC
L6733	F-DZ 36/36 2B	72	36	36	NP
L6734	F-DZ 36/36 2B	72	36	36	PB
L9039	F-DZ 36/36 2B	72	36	36	PC
L6735	F-DZ 41/41 2B	82	41	41	NP
L6736	F-DZ 41/41 2B	82	41	41	PB
L6737	F-DZ 46/46 2B	92	46	46	NP
L6738	F-DZ 46/46 2B	92	46	46	PB
L6739	F-DZ 51/51 2B	102	51	51	NP
L6740	F-DZ 51/51 2B	102	51	51	PB
L6741	F-DZ 56/56 2B	112	56	56	NP
L6742	F-DZ 56/56 2B	112	56	56	PB
L6743	F-DZ 61/61 2B	122	61	61	NP
L6744	F-DZ 61/61 2B	122	61	61	PB



Evva Cylinders

Double - Euro

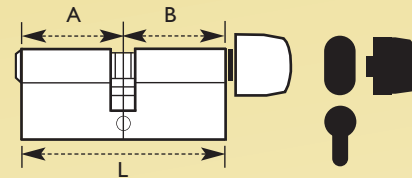
Evva DPS DZ Off-Set Euro Double Cylinder - 2 Bitted					
Order Code	Evva Reference	Dimensions (mm)			Finish
		L	A	B	
L6745	F-DZ 27/31 2B	58	27	31	NP
L6746	F-DZ 27/31 2B	58	27	31	PB
L6747	F-DZ 27/36 2B	63	27	36	NP
L6748	F-DZ 27/36 2B	63	27	36	PB
L6749	F-DZ 31/36 2B	67	31	36	NP
L6750	F-DZ 31/36 2B	67	31	36	PB
L6751	F-DZ 27/41 2B	68	27	41	NP
L6752	F-DZ 27/41 2B	68	27	41	PB
L6753	F-DZ 31/41 2B	72	31	41	NP
L6754	F-DZ 31/41 2B	72	31	41	PB
L6755	F-DZ 31/46 2B	77	31	46	NP
L6756	F-DZ 31/46 2B	77	31	46	PB
L6757	F-DZ 36/41 2B	77	36	41	NP
L6758	F-DZ 36/41 2B	77	36	41	PB
L6759	F-DZ 31/51 2B	82	31	51	NP
L6760	F-DZ 31/51 2B	82	31	51	PB
L6761	F-DZ 36/46 2B	82	36	46	NP
L6762	F-DZ 36/46 2B	82	36	46	PB
L6763	F-DZ 41/46 2B	87	41	46	NP
L6764	F-DZ 41/46 2B	87	41	46	PB
L6765	F-DZ 31/56 2B	87	31	56	NP
L6766	F-DZ 31/56 2B	87	31	56	NP
L6767	F-DZ 36/51 2B	87	36	51	NP
L6768	F-DZ 36/51 2B	87	36	51	PB
L6769	F-DZ 31/61 2B	92	31	61	NP
L6770	F-DZ 31/61 2B	92	31	61	PB
L6771	F-DZ 36/56 2B	92	36	56	NP
L6772	F-DZ 36/56 2B	92	36	56	PB
L6773	F-DZ 41/51 2B	92	41	51	NP
L6774	F-DZ 41/51 2B	92	41	51	PB
L6775	F-DZ 36/61 2B	92	36	61	NP
L6776	F-DZ 36/61 2B	92	36	61	PB
L6777	F-DZ 31/66 2B	97	31	66	NP
L6778	F-DZ 31/66 2B	97	31	66	PB
L6779	F-DZ 41/56 2B	97	41	56	NP
L6780	F-DZ 41/56 2B	97	41	56	PB



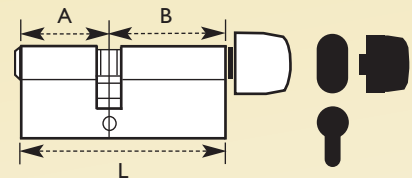
Evva Cylinders

Key & Turn - Euro

Evva DPS KDZ Equal Euro K&T Cylinder - 2 Bitted					
Order Code	Evva Reference	Dimensions (mm)			Finish
		L	A	B	
L6783	A-KDZ 27/K27 2B	54	27	K27	NP
L6784	A-KDZ 27/K27 2B	54	27	K27	PB
L6781	A-KDZ 31/K31 2B	62	31	K31	NP
L6782	A-KDZ 31/K31 2B	62	31	K31	PB
L9040	A-KDZ 31/K31 2B	62	61	K31	PC
L6785	A-KDZ 36/K36 2B	72	36	K36	NP
L6786	A-KDZ 36/K36 2B	72	36	K36	PB
L9041	A-KDZ 36/K36 2B	72	36	K36	PC
L6787	A-KDZ 41/K41 2B	82	41	K41	NP
L6788	A-KDZ 41/K41 2B	82	41	K41	PB



Evva DPS KDZ Off-Set Euro K&T Cylinder - 2 Bitted					
Order Code	Evva Reference	Dimensions (mm)			Finish
		L	A	B	
L6793	F-KDZ 31/K27 2B	58	31	K27	NP
L6794	F-KDZ 31/K27 2B	58	31	K27	PB
L6799	F-KDZ 27/K31 2B	58	27	K31	NP
L6800	F-KDZ 27/K31 2B	58	27	K31	PB
L6792	F-KDZ 27/K36 2B	63	27	K36	PB
L6795	F-KDZ 36/K27 2B	63	36	K27	NP
L6796	F-KDZ 36/K27 2B	63	36	K27	PB
L6789	F-KDZ 31/K36 2B	68	31	K36	NP
L6790	F-KDZ 31/K36 2B	68	31	K36	PB
L6801	F-KDZ 36/K31 2B	68	36	K31	NP
L6802	F-KDZ 36/K31 2B	68	36	K31	PB
L6797	F-KDZ 41/K27 2B	68	41	K27	NP
L6805	F-KDZ 41/K31 2B	72	41	K31	NP
L6806	F-KDZ 41/K31 2B	72	41	K31	PB
L6807	F-KDZ 31/K41 2B	72	31	K41	NP
L6808	F-KDZ 31/K41 2B	72	31	K41	PB
L6809	F-KDZ 41/K36 2B	77	41	K36	NP
L6810	F-KDZ 41/K36 2B	77	41	K36	PB
L6811	F-KDZ 36/K41 2B	77	36	K41	NP
L6812	F-KDZ 36/K41 2B	77	36	K41	PB

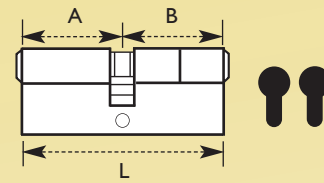


Evva Cylinders

Banham Cylinders

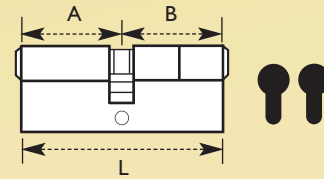
Evva DPS LIII Banham Cylinder - 2 Bitted

Order Code	Evva Reference	Dimensions (mm)			Finish
		L	A	B	
L8327	F-LIII LH 2B	107	36	71	NP
L8330	F-LIII LH 2B	107	36	71	PB
L8328	F-LIII RH 2B	107	36	71	NP
L8329	F-LIII RH 2B	107	36	71	PB



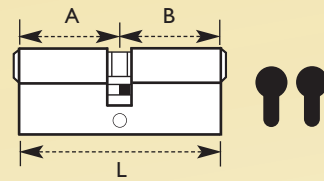
Evva DPS LII & S363 Banham Cylinder - KA Pair

Order Code	Evva Reference	Dimensions (mm)			Finish
		L	A	B	
LI0359	F-LIII & S363 LH KA Pairs				PB
LI0358	F-LIII & S363 RH KA Pairs				PB



Evva DPS S363 Banham Cylinder - 2 Bitted

Order Code	Evva Reference	Dimensions (mm)			Finish
		L	A	B	
L8332	F-S363 2B	72	36	36	NP
L8331	F-S363 2B	72	36	36	PB



Padlock Insert

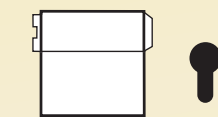
Evva DPS KIK2 Padlock Insert - 2 Bitted

Order Code	Evva Reference	Dimensions (mm)			Finish
		L	A	B	
L8146	F-KIK2 2B				PB



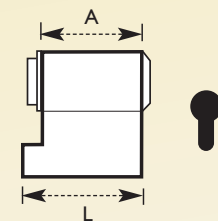
Evva DPS SC Padlock Insert - 2 Bitted

Order Code	Evva Reference	Dimensions (mm)			Finish
		L	A	B	
LI0711	F-SC65 Padlock Insert 2B				NP



Evva DPS HPM Padlock Insert - 2 Bitted

Order Code	Evva Reference	Dimensions (mm)			Finish
		L	A	B	
LI2723	F-HPM Padlock Insert 2B				



Evva Cylinders

6 Pin EPS Extended Profile System



Evva

Finish : Brass or Nickel Plated
 Keys Supplied : 3 (Nickel Silver)
 Keyed Alike : In-house
 Masterkeyed : In-house
 Packed Qty : 1



PRODUCT CODES

See below

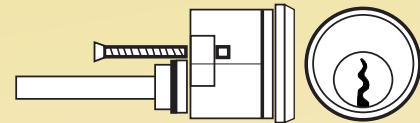
FEATURES

- Patented multiple overlapping key profile
- Kitemarked Cylinder System (Modular)
- 6 pin system
- Wear resistant
- Available in both standard and modular formats
- Pick resistant
- Drill resistant
- UK stock and assembly
- In-house masterkey planning and building
- Modular cylinders are kite marked

Rim Cylinders

Evva EPS AZG Rim Cylinder - 2 Bitted

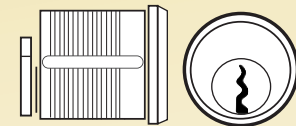
Order Code	Evva Reference	Dimensions (mm)			Finish
		L	A	B	
LI7571	E-AZG 2B				NP
LI7577	E-AZG 2B				PB



Screw-In

Evva EPS RMI Screw-In Cylinder - 2 Bitted

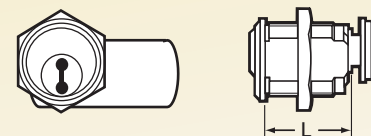
Order Code	Evva Reference	Dimensions (mm)			Finish
		L	A	B	
LI7634	E-RM KD Singles - 2B				NP



Cam Lock

Evva EPS LIII & S363 Banham Cylinder - 2 Bitted

Order Code	Evva Reference	Dimensions (mm)			Finish
		L	A	B	
LI7616	E-MB23G 2B	26.4			NP



Evva Cylinders

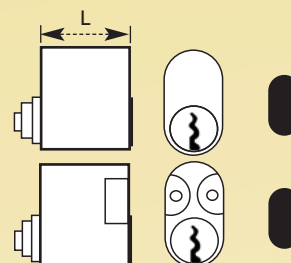
Module - Euro

Evva EPS Module - 2 Bitted					
Order Code	Evva Reference	Dimensions (mm)			Finish
		L	A	B	
LI7643	E-Module 2B				NP
LI7649	E-Module 2B				PB



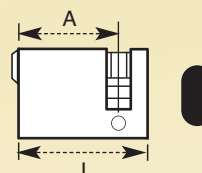
Scandinavian Oval

Evva EPS Scandinavian Oval Cylinder - 2 Bitted					
Order Code	Evva Reference	Dimensions (mm)			Finish
		L	A	B	
LI7638	E-SKA 2B	26			NP
LI7640	E-SKA 2B	26			PB
LI7639	E-SKI 2B	26			NP
LI7641	E-SKI 2B	26			PB



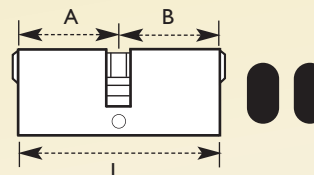
Half - Oval

Evva EPS OHZ Half Cylinder - 2 Bitted					
Order Code	Evva Reference	Dimensions (mm)			Finish
		L	A	B	
LI7623	E-OHZ 32 2B	41	32		NP
LI7624	E-OHZ 32 2B	41	32		PB
LI7625	E-OHZ 37 2B	46	37		NP
LI7626	E-OHZ 37 2B	46	37		PB



Double - Oval

Evva EPS ODZ OVAL DBL CYLINDER - 2 Bitted					
Order Code	Evva Reference	Dimensions (mm)			Finish
		L	A	B	
LI7617	E-ODZ 31/31 2B	62	31	31	NP
LI7618	E-ODZ 31/31 2B	62	31	31	PB
LI7619	E-ODZ 36/36 2B	72	36	36	NP
LI7620	E-ODZ 36/36 2B	72	36	36	PB
LI7621	E-ODZ 41/41 2B	82	41	41	NP
LI7622	E-ODZ 41/41 2B	82	41	41	PB

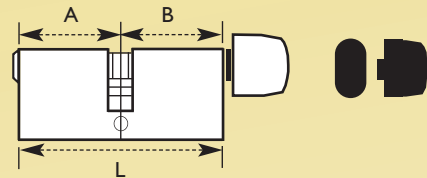


Evva Cylinders

Key & Turn - Oval

Evva EPS OKZ Equal Oval K&T Cylinder 2 Bitted

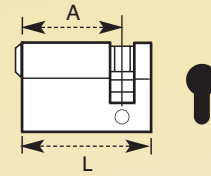
Order Code	Evva Reference	Dimensions (mm)			Finish
		L	A	B	
L17627	E-OKZ 31/K31 2B	62	31	31	NP
L17628	E-OKZ 31/K31 2B	62	31	31	PB
L17629	E-OKZ 36/K36 2B	72	36	36	NP
L17630	E-OKZ 36/K36 2B	72	36	36	PB
L17632	E-OKZ 41/K41 2B	82	41	41	NP
L17633	E-OKZ 41/K41 2B	82	41	41	PB



Half - Euro

Evva EPS HZ Euro Half Cylinder 2 Bitted

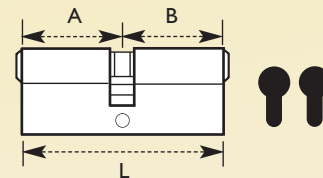
Order Code	Evva Reference	Dimensions (mm)			Finish
		L	A	B	
L17589	E-HZ 32 2B	41	32		NP
L17590	E-HZ 32 2B	41	32		PB
L17591	E-HZ 37 2B	46	37		NP
L17597	E-HZ 37 2B	46	37		PB



Double - Euro

Evva EPS DZ Equal Euro Double Cylinder 2 Bitted

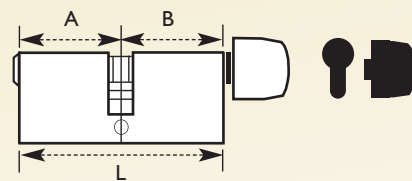
Order Code	Evva Reference	Dimensions (mm)			Finish
		L	A	B	
L17578	E-DZ 31/31 2B	62	31	31	NP
L17579	E-DZ 31/31 2B	62	31	31	PB
L17580	E-DZ 36/36 2B	72	36	36	NP
L17586	E-DZ 36/36 2B	72	36	36	PB
L17587	E-DZ 41/41 2B	82	41	41	NP
L17588	E-DZ 41/41 2B	82	41	41	PB



Key & Turn - Euro

Evva EPS KDZ Equal Euro K&T Cylinder - 2 Bitted

Order Code	Evva Reference	Dimensions (mm)			Finish
		L	A	B	
L17598	E-KDZ 31/K31 2B	62	31	K31	NP
L17599	E-KDZ 31/K31 2B	62	31	K31	PB
L17600	E-KDZ 36/K36 2B	72	36	K36	NP
L17606	E-KDZ 36/K36 2B	72	36	K36	PB
L17607	E-KDZ 41/K41 2B	82	41	K41	NP
L17608	E-KDZ 41/K41 2B	82	41	K41	PB

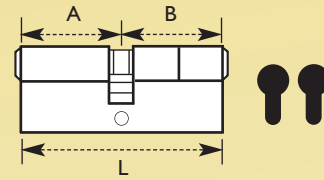


Evva Cylinders

Banham Cylinders

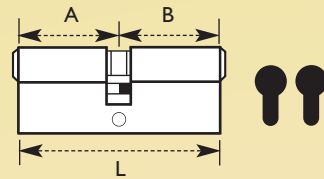
Evva EPS L111 Banham Cylinder - 2 Bitted

Order Code	Evva Reference	Dimensions (mm)			Finish
		L	A	B	
L17612	E-L111 LH 2B	107	36	71	NP
L17614	E-L111 LH 2B	107	36	71	PB
L17613	E-L111 RH 2B	107	36	71	NP
L17615	E-L111 RH 2B	107	36	71	PB



Evva EPS S363 Banham Cylinder - 2 Bitted

Order Code	Evva Reference	Dimensions (mm)			Finish
		L	A	B	
L17635	E-S363 2B	72	36	36	NP
L17636	E-S363 2B	72	36	36	PB



Padlock Insert

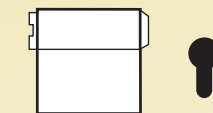
Evva EPS KIK2 Padlock Insert - 2 Bitted

Order Code	Evva Reference	Dimensions (mm)			Finish
		L	A	B	
L17611	E-KIK2 2B				PB



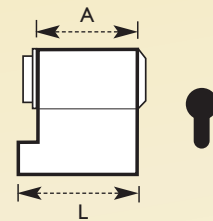
Evva EPS SC Padlock Insert - 2 Bitted

Order Code	Evva Reference	Dimensions (mm)			Finish
		L	A	B	
L17637	E-SC65 Padlock Insert 2B				NP



Evva EPS HPM Padlock Insert - 2 Bitted

Order Code	Evva Reference	Dimensions (mm)			Finish
		L	A	B	
L17642	E-HPM Padlock Insert 2B				



Evva Cylinders

3KS Triple 'Kurve' System



Evva

Finish : Brass, Nickel Plated or Polished
 Chrome
 Keys Supplied : 3 (Nickel Silver)
 Keyed Alike : In-house
 Masterkeyed : In-house
 Differs : 30 Trillion
 Packed Qty : 1



PRODUCT CODES
 See below

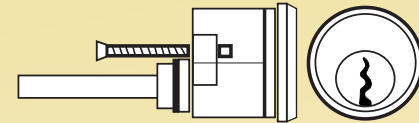
FEATURES

- Unique system with reversible key.
- 30 trillion key variations.
- Protection against drilling and torque attack.
- Interlocking cam resists plug pulling.
- Wear resistant groove system.
- No springs.
- Every master keyed system is unique.
- Keys too complicated for unlawful duplication.
- Available exclusively from Aldridge.

Rim Cylinders

Evva 3KS AZG Rim Cylinder - 2 Bitted

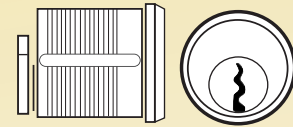
Order Code	Evva Reference	Dimensions (mm)			Finish
		L	A	B	
L9533	G-AZG 2B				NP
L7798	G-AZG 2B				PB



Screw-In

Evva 3KS RMI Screw-In Cylinder - 2 Bitted

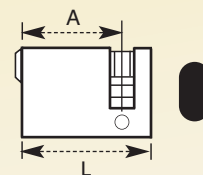
Order Code	Evva Reference	Dimensions (mm)			Finish
		L	A	B	
L9536	G-RM Pair 2B				NP
L7799	G-RM Single 2B				NP



Half - Oval

Evva 3KS OHZ Oval Half Cylinder - 2 Bitted

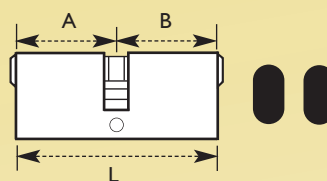
Order Code	Evva Reference	Dimensions (mm)			Finish
		L	A	B	
L9552	G-OHZ 32 2B	41	32		NP
L9553	G-OHZ 32 2B	41	32		PB
L9554	G-OHZ 37 2B	46	37		NP
L9555	G-OHZ 37 2B	46	37		PB



Evva Cylinders

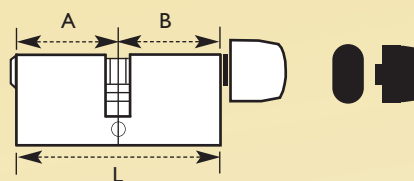
Double - Oval

Evva 3KS ODZ Equal Oval Double Cylinder - 2 Bitted					
Order Code	Evva Reference	Dimensions (mm)			Finish
		L	A	B	
L9545	G-ODZ 31/31 2B	62	31	31	NP
L9546	G-ODZ 31/31 2B	62	31	31	PB
L9547	G-ODZ 36/36 2B	72	36	36	NP
L9560	G-ODZ 36/36 2B	72	36	36	PB



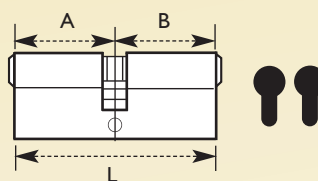
Key & Turn - Oval

Evva 3KS OKZ Equal Oval K&T Cylinder - 2 Bitted					
Order Code	Evva Reference	Dimensions (mm)			Finish
		L	A	B	
L9556	G-OKZ 31/K31 2B	62	31	K31	NP
L9557	G-OKZ 31/K31 2B	62	31	K31	PB
L9558	G-OKZ 36/K36 2B	72	36	K36	NP
L9559	G-OKZ 36/K36 2B	72	36	K36	PB



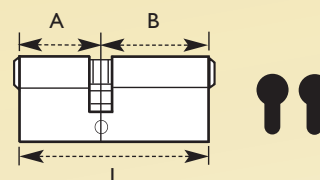
Double - Euro

Evva 3KS DZ Equal Euro Double Cylinder - 2 Bitted					
Order Code	Evva Reference	Dimensions (mm)			Finish
		L	A	B	
	G-DZ 31/31 2B	62	31	31	NP
	G-DZ 31/31 2B	62	31	31	PB
	G-DZ 36/36 2B	72	36	36	NP
	G-DZ 36/36 2B	72	36	36	PB
	G-DZ 41/41 2B	82	41	41	NP
	G-DZ 41/41 2B	82	41	41	PB
	G-DZ 46/46 2B	92	46	46	NP
	G-DZ 46/46 2B	92	46	46	PB
	G-DZ 51/51 2B	102	51	51	NP
	G-DZ 51/51 2B	102	51	51	PB
	G-DZ 56/56 2B	112	56	56	NP
	G-DZ 56/56 2B	112	56	56	PB
	G-DZ 61/61 2B	122	61	61	NP
	G-DZ 61/61 2B	122	61	61	PB



Evva Cylinders

Evva Double Euro Cylinders - Offset - 2 Bitted					
Order Code	Evva Reference	Dimensions (mm)			Finish
		L	A	B	
	G-DZ 31/36 2B	67	31	36	NP
	G-DZ 31/36 2B	67	31	36	PB
	G-DZ 31/41 2B	72	31	41	NP
	G-DZ 31/41 2B	72	31	41	PB
	G-DZ 31/46 2B	77	31	46	NP
	G-DZ 31/46 2B	77	31	46	PB
	G-DZ 36/41 2B	77	36	41	NP
	G-DZ 36/41 2B	77	36	41	PB
	G-DZ 31/51 2B	82	31	51	NP
	G-DZ 31/51 2B	82	31	51	PB
	G-DZ 36/46 2B	82	36	46	NP
	G-DZ 36/46 2B	82	36	46	PB
	G-DZ 41/46 2B	87	41	46	NP
	G-DZ 41/46 2B	87	41	46	PB
	G-DZ 31/56 2B	87	31	56	NP
	G-DZ 31/56 2B	87	31	56	PB
	G-DZ 36/51 2B	87	36	51	NP
	G-DZ 36/51 2B	87	36	51	PB
	G-DZ 31/61 2B	92	31	61	NP
	G-DZ 31/61 2B	92	31	61	PB
	G-DZ 36/56 2B	92	36	56	PB
	G-DZ 36/56 2B	92	36	56	PB
	G-DZ 41/51 2B	92	41	51	PB
	G-DZ 41/51 2B	92	41	51	PB
	G-DZ 36/61 2B	97	36	61	NP
	G-DZ 36/61 2B	97	36	61	PB
	G-DZ 31/66 2B	97	31	66	NP
	G-DZ 31/66 2B	97	31	66	PB
	G-DZ 41/56 2B	97	41	56	NP
	G-DZ 41/56 2B	97	41	56	PB
	G-DZ 46/51 2B	97	46	51	NP
	G-DZ 46/51 2B	97	46	51	PB
	G-DZ 41/61 2B	102	41	61	NP
	G-DZ 41/61 2B	102	41	61	PB
	G-DZ 46/56 2B	102	46	56	NP
	G-DZ 46/56 2B	102	46	56	PB
	G-DZ 36/66 2B	102	36	66	NP
	G-DZ 36/66 2B	102	36	66	PB
	G-DZ 31/71 2B	102	31	71	NP
	G-DZ 31/71 2B	102	31	71	PB
	G-DZ 31/76 2B	107	31	76	NP
	G-DZ 31/76 2B	107	31	76	PB
	G-DZ 46/61 2B	107	46	61	NP
	G-DZ 46/61 2B	107	46	61	PB
	G-DZ 51/61 2B	112	51	61	NP
	G-DZ 51/61 2B	112	51	61	PB

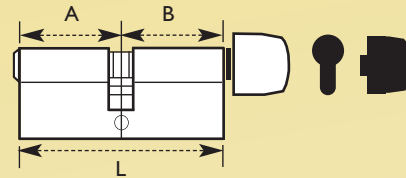


Evva Cylinders

Key & Turn - Euro

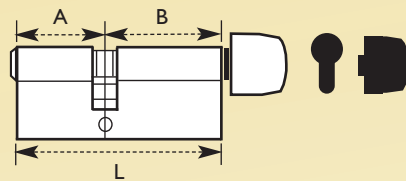
Euro Knob Cylinders - Equal - 2 Bitted

Order Code	Evva Reference	Dimensions (mm)			Finish
		L	A	B	
	G-KDZ 31/K31 2B	62	31	K31	NP
	G-KDZ 31/K31 2B	62	31	K31	PB
	G-KDZ 36/K36 2B	72	36	K36	NP
	G-KDZ 36/K36 2B	72	36	K36	PB
	G-KDZ 41/K41 2B	82	41	K41	NP
	G-KDZ 41/K41 2B	82	41	K41	PB



Euro Knob Cylinders - Offset - 2 Bitted

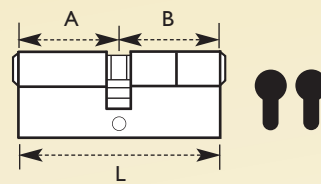
Order Code	Evva Reference	Dimensions (mm)			Finish
		L	A	B	
	G-KDZ 31/K36 2B	67	31	K36	NP
	G-KDZ 31/K36 2B	67	31	K36	PB
	G-KDZ 36/K31 2B	67	36	K31	NP
	G-KDZ 36/K31 2B	67	36	K31	PB
	G-KDZ 41/K31 2B	72	41	K31	NP
	G-KDZ 41/K31 2B	72	41	K31	PB
	G-KDZ 31/K41 2B	72	31	K41	NP
	G-KDZ 31/K41 2B	72	31	K41	PB
	G-KDZ 41/K36 2B	77	41	K36	NP
	G-KDZ 41/K36 2B	77	41	K36	PB
	G-KDZ 36/K41 2B	77	36	K41	NP
	G-KDZ 36/K41 2B	77	36	K41	PB



Banham Cylinders

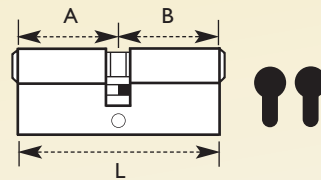
Evva 3KS L111 Banham Cylinder - 2 Bitted

Order Code	Evva Reference	Dimensions (mm)			Finish
		L	A	B	
L7803	G-L111 2B	107	36	71	NP
L7804	G-L111 2B	107	36	71	PB



Evva 3KS S363 Banham Cylinder - 2 Bitted

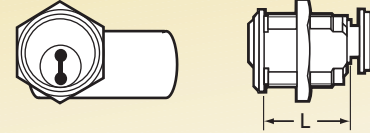
Order Code	Evva Reference	Dimensions (mm)			Finish
		L	A	B	
L7801	G-S363 2B	72	36	36	NP
L7802	G-S363 2B	72	36	36	PB



Evva Cylinders

Cam Lock

Evva 3KS LIII & S363 Banham Cylinder - 2 Bitted					
Order Code	Evva Reference	Dimensions (mm)			Finish
		L	A	B	
L9685	MB23G 2B	26.4			NP



MCS Magnetic Code System



Evva

- Finish : Brass, Nickel Plated
- Keys Supplied : 3 (Nickel Silver)
- Keyed Alike : Works
- Masterkeyed : Works
- Packed Qty : 1

FEATURES

- Combined mechanical and magnetic coding systems offer unlimited key variations.
- Rotating magnetic rollers provide protection from picking.
- Resistant to drilling and pulling.
- Limitless masterkeying options.
- No frictional wear.
- Unaffected by external magnetic fields.
- Available exclusively from Aldridge.



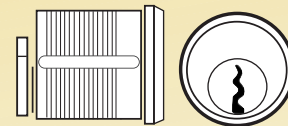
Recommended For Any Complex Masterkeying System

PRODUCT CODES

See below

Screw-In

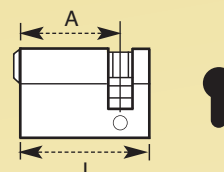
Evva MCS Screw-In Cylinders					
Special Order					
Order Code	Evva Reference	Dimensions (mm)			Finish
		L	A	B	
	H-RM Pair				NP
	H-RM Single				NP



Evva Cylinders

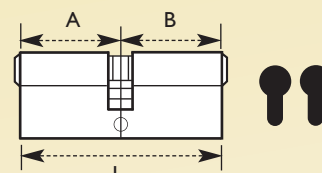
Half Cylinder - Euro

Evva MCS Euro Half Cylinders					
Special Order					
Order Code	Evva Reference	Dimensions (mm)			Finish
		L	A	B	
	H-HZ 32	41	32		NP
	H-HZ 32	41	32		PB
	H-HZ 42	51	42		NP
	H-HZ 42	51	42		PB
	H-HZ 47	56	47		NP
	H-HZ 47	56	47		PB
	H-HZ 52	61	52		NP
	H-HZ 52	61	52		PB
	H-HZ 67	76	67		NP
	H-HZ 67	76	67		PB
	H-HZ 77	86	77		NP
	H-HZ 77	86	77		PB



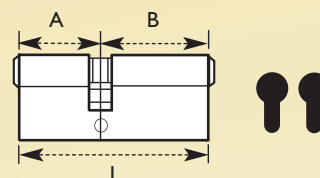
Double - Euro

Evva MCS Euro Double Cylinders - Equal					
Special Order					
Order Code	Evva Reference	Dimensions (mm)			Finish
		L	A	B	
	H-DZ 31/31	62	31	31	NP
	H-DZ 31/31	62	31	31	PB
	H-DZ 41/41	82	41	41	NP
	H-DZ 41/41	82	41	41	PB
	H-DZ 46/46	92	46	46	NP
	H-DZ 46/46	92	46	46	PB
	H-DZ 51/51	102	51	51	NP
	H-DZ 51/51	102	51	51	PB
	H-DZ 56/56	112	56	56	NP
	H-DZ 56/56	112	56	56	PB
	H-DZ 61/61	122	61	61	NP
	H-DZ 61/61	122	61	61	PB



Evva Cylinders

Evva MCS Euro Double Cylinders - Offset					
Special Order					
Order Code	Evva Reference	Dimensions (mm)			Finish
		L	A	B	
	H-DZ 31/36	67	31	36	NP
	H-DZ 31/36	67	31	36	PB
	H-DZ 31/41	72	31	41	NP
	H-DZ 31/41	72	31	41	PB
	H-DZ 31/46	77	31	46	NP
	H-DZ 31/46	77	31	46	PB
	H-DZ 36/41	77	36	41	NP
	H-DZ 36/41	77	36	41	PB
	H-DZ 31/51	82	31	51	NP
	H-DZ 31/51	82	31	51	PB
	H-DZ 36/46	82	36	46	NP
	H-DZ 36/46	82	36	46	PB
	H-DZ 41/46	87	41	46	NP
	H-DZ 41/46	87	41	46	PB
	H-DZ 31/56	87	31	56	NP
	H-DZ 31/56	87	31	56	PB
	H-DZ 36/51	87	36	51	NP
	H-DZ 36/51	87	36	51	PB
	H-DZ 31/61	92	31	61	NP
	H-DZ 31/61	92	31	61	PB
	H-DZ 36/56	92	36	56	PB
	H-DZ 36/56	92	36	56	PB
	H-DZ 41/51	92	41	51	PB
	H-DZ 41/51	92	41	51	PB
	H-DZ 36/61	97	36	61	NP
	H-DZ 36/61	97	36	61	PB
	H-DZ 41/56	97	41	56	NP
	H-DZ 41/56	97	41	56	PB
	H-DZ 46/51	97	46	51	NP
	H-DZ 46/51	97	46	51	PB
	H-DZ 41/61	102	41	61	NP
	H-DZ 41/61	102	41	61	PB
	H-DZ 46/56	102	46	56	NP
	H-DZ 46/56	102	46	56	PB
	H-DZ 36/66	102	36	66	NP
	H-DZ 36/66	102	36	66	PB
	H-DZ 31/71	102	31	71	NP
	H-DZ 31/71	102	31	71	PB
	H-DZ 31/76	107	31	76	NP
	H-DZ 46/61	107	46	61	PB
	H-DZ 46/61	107	46	61	NP
	H-DZ 51/61	112	51	61	PB
	H-DZ 51/61	112	51	61	NP



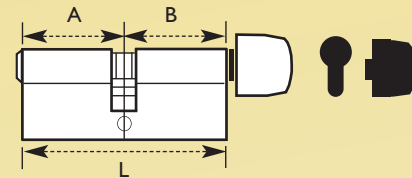
Evva Cylinders

Key & Turn - Euro

Evva MCS Euro Knob Cylinders - Equal

Special Order

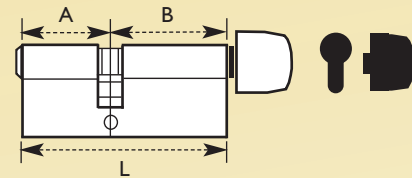
Order Code	Evva Reference	Dimensions (mm)			Finish
		L	A	B	
	H-KDZ 31/K31	62	31	K31	NP
	H-KDZ 31/K31	62	31	K31	PB
	H-KDZ 41/K41	82	41	K41	NP
	H-KDZ 41/K41	82	41	K41	PB



Evva MCS Euro Knob Cylinders - Offset

Special Order

Order Code	Evva Reference	Dimensions (mm)			Finish
		L	A	B	
	H-KDZ 31/K36	67	31	K36	NP
	H-KDZ 31/K36	67	31	K36	PB
	H-KDZ 36/K31	67	36	K31	NP
	H-KDZ 36/K31	67	36	K31	PB
	H-KDZ 41/K31	72	41	K31	NP
	H-KDZ 41/K31	72	41	K31	PB
	H-KDZ 31/K41	72	31	K41	NP
	H-KDZ 31/K41	72	31	K41	PB
	H-KDZ 41/K36	77	41	K36	NP
	H-KDZ 41/K36	77	41	K36	PB
	H-KDZ 36/K41	77	36	K41	NP
	H-KDZ 36/K41	77	36	K41	PB

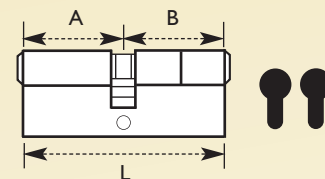


Banham Cylinders

Evva MCS L111 Banham Cylinder

Special Order

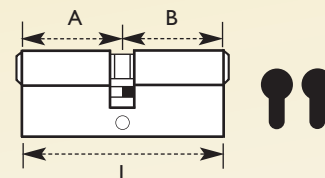
Order Code	Evva Reference	Dimensions (mm)			Finish
		L	A	B	
L7803	H-L111	112	36	76	NP
L7804	H-L111	112	36	76	PB



Evva MCS S363 Banham Cylinder

Special Order

Order Code	Evva Reference	Dimensions (mm)			Finish
		L	A	B	
L7801	H-S363	72	36	36	NP
L7802	H-S363	72	36	36	PB





Evva Cylinders

Privacy & Blind Cylinders - Euro



Evva Euro Privacy Cylinder & Turn

Finish : Brass or nickel plated

FEATURES

- Suitable for use in situations that require thumbturn operation from one side and emergency access from the other.



L9687

PRODUCT CODES
 L9687 - 72mm NP EKZ12 WC
 L9686 - 72mm PB EKZ12 WC



Evva Oval Privacy Cylinder & Turn

Finish : Brass or nickel plated

FEATURES

- Suitable for use in situations that require thumbturn operation from one side and emergency access from the other.



L9689

PRODUCT CODES
 L9689 - 72mm NP OKZ12 WC
 L9688 - 72mm PB OKZ12 WC



Evva Blind Euro Cylinder

Finish : Brass or nickel plated

FEATURES

- Suitable for use in situations that require thumbturn operation from one side only.

Note: Larger sizes can be made in-house.



L7028

PRODUCT CODES
 L7028 - 41mm NP
 L7027 - 41mm PB
 L7025 - 46mm NP
 L7026 - 46mm PB



Evva Blind Oval Cylinder

Finish : Brass or nickel plated

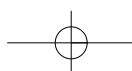
FEATURES

- Suitable for use in situations that require thumbturn operation from one side only.



L7030

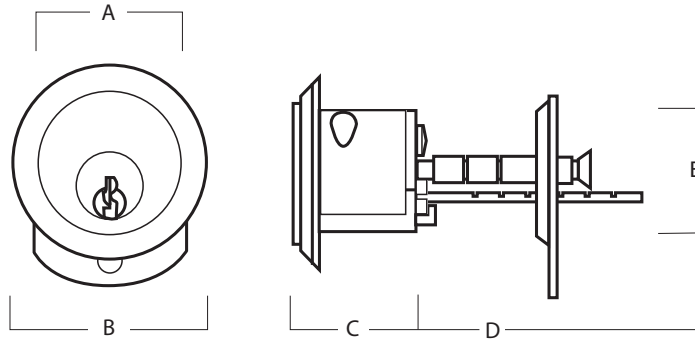
PRODUCT CODES
 L7030 - 41mm NP
 L7029 - 41mm PB
 L7032 - 46mm NP
 L7031 - 46mm PB





Cylinders Rim Cylinders

Rim Cylinders



KEY

- A** Face Diameter
- B** Rose Diameter
- C** Body Length
- D** Case Depth
- E** Connecting Bar
- F** Body Diameter



Asec 5 Pin Rim Cylinder

- Finish : Polished brass or nickel plated
- Mechanism : 5 pin
- Keys Supplied : 3
- Keyed Alike : Ex-stock
- Masterkeyed : N/A
- Packed Quantity : Outer - 10 boxed
Inner - 1 boxed / visi (KD only)

FEATURES

- Supplied with screws and backplate.



Face Diameter	32
Rose Diameter	45
Body Length	29
Connecting Bar	51
Body Diameter	27

PRODUCT CODES

- ASI 146 - KA "A" NP
- ASI 148 - KA "A" PB
- ASI 147 - KA "B" NP
- ASI 149 - KA "B" PB
- ASI 181 - KD NP
- ASI 182 - KD PB
- ASI 210 - KD NP Visi Packed
- ASI 211 - KD PB Visi Packed

BLANKS

- ASI 199 - Asec Cylinder Blank
- LI 3215 - ASECI Blank (Pack qty 50)



Asec 6 Pin Rim Cylinder

- Finish : Polished brass
- Mechanism : N/A
- Keys Supplied : 6 pin
- Keyed Alike : In-house
- Masterkeyed : In-house
- Packed Quantity : Outer - 10
Inner - 1

FEATURES

- Supplied with screws and backplate.



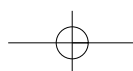
Face Diameter	32
Rose Diameter	45
Body Length	29
Connecting Bar	51
Body Diameter	27

PRODUCT CODES

- ASI 428 - NP KD Boxed
- ASI 429 - PB KD Boxed
- ASI 145 - PB KD Visi
- ASI 453 - PC KD Boxed

BLANKS

- 4233 - KB145 Genuine
- ASI 1126 - KYY Copy



Cylinders Rim Cylinders



6 Pin Rim Cylinder - 2 Bitted

- Finish : Polished brass or nickel plated or polished chrome
- Mechanism : 6 pin
- Keys Supplied : 3
- Keyed Alike : In-house
- Masterkeyed : In-house
- Packed Quantity : Outer - 10 boxed
Inner - 1 boxed /Visi (KD only)

FEATURES

- Available 1 bitted off the shelf for customer self assembly.



ASI379

Face Diameter	32
Rose Diameter	45
Body Length	29
Connecting Bar	51
Body Diameter	27

PRODUCT CODES

- ASI377 - NP 1 Bit Boxed
- ASI378 - PB 1 Bit Boxed
- ASI379 - PC 1 Bit Boxed

KEYING CHARGES

- L14459 - MK KD/KA Single Double
- L14460 - MK - Single
- L14461 - MK - Double
- L14457 - Cut Keys
- L14458 - Cut Master/Sub-Master Keys

BLANKS

- ASI385 - Asec MK Blanks
- ASI384 - Asec 6-Pin Blanks



Cisa C2000 Rim Cylinder

- Finish : Brass or nickel plated
- Mechanism : 5 pin
- Keys Supplied : 3
- Keyed Alike : Ex-stock
- Masterkeyed : Works
- Packed Quantity : 6

FEATURES

- Backplate not included.



L2216

Face Diameter	33
Rose Diameter	45
Body Length	26
Connecting Bar	51
Body Diameter	28

PRODUCT CODE

- L2216 - NP KD Boxed
- L4202 - PB KA Boxed
- L2217 - PB KD Boxed

BLANKS

- 5287 - CS206 Silca



Cisa Astral Rim Cylinder

- Finish : Nickel plated or polished brass
- Mechanism : 10 pin
- Keys Supplied : 3
- Keyed Alike : In-house
- Masterkeyed : Works
- Packed Quantity : Outer - 6
Inner - 1

FEATURES

- Backplate not included.



L16044

Face Diameter	32
Rose Diameter	44
Body Length	33
Connecting Bar	48
Body Diameter	28

PRODUCT CODE

- L16044 - NP KD Boxed
- L16045 - PB KD Boxed



Cylinders Rim Cylinders



Era 5 Pin Rim Cylinder

Finish : Brass or satin chrome
 Mechanism : 5 pin
 Keys Supplied : 2
 Keyed Alike : In-house
 Packed Quantity : 1

FEATURES

- Backplate not included.



L3865

Face Diameter	32
Rose Diameter	45
Body Length	29
Connecting Bar	52
Body Diameter	29

PRODUCT CODE

L3865 - PB 863-31 KD
 L14303 - SC 863-51 KD

BLANKS

6392 - Ya1e Copy



Ingersoll SCI Rim Cylinder

Finish : Polished brass, chrome plated or satin chrome
 Mechanism : 10 lever
 Keys Supplied : 3
 Keyed Alike : In-house
 Masterkeyed : Works
 Packed Quantity : 1

FEATURES

- Replacement cylinder for Ingersoll rim locks only.



1636

Face Diameter	52
Rose Diameter	-
Body Length	32
Connecting Bar	50
Body Diameter	31

PRODUCT CODE

1634 - CP KD Boxed
 1632 - PB KD Boxed
 1636 - SC KD Boxed

BLANKS

L3470 - 'S' Series Genuine
 L6016 - ING5 Copy





Cylinders Rim Cylinders



Union I x I Rim Cylinder

- Finish : Chrome plated, polished brass, polished & lacquered
- Mechanism : 5 pin
- Keys Supplied : 2
- Keyed Alike : Ex-stock & in-house
- Masterkeyed : Ex-stock
- Packed Quantity : Boxed - 10
Visi 5

FEATURES

- Keyed alike and masterkeyed suites from stock.



3164

Face Diameter	33
Rose Diameter	45
Body Length	29
Connecting Bar	52
Body Diameter	29

PRODUCT CODE

- L12265 - CP KD Boxed
- 2156 - PB KD Visi
- 3166 - PL KA Boxed
- 3156 - PL KD Boxed
- L11873 - PL KD Old Section Boxed
- 10107 - PL MK HLJG Boxed
- 3179 - PL MK HSSM Boxed
- 3172 - SC KA Boxed
- 3164 - SC KD Boxed
- L11872 - SC KD Old Section Boxed
- 2158 - SC KD Visi
- 10109 - SC MK CABD Boxed
- 3182 - SC MK HSSM Boxed

ASSOCIATED PRODUCTS

- L1422 - 580/132 Cylinder Pin No 1
- L1423 - 580/225 Cylinder Pin No 2
- L1424 - 580/325 Cylinder Pin No 3
- L1425 - 580/425 Cylinder Pin No 4
- L1426 - 580/525 Cylinder Pin No 5
- L1427 - 580/625 Cylinder Pin No 6
- 3474 - CABD Masterkey
- 9636 - HL JG Masterkey
- 4620 - HSSM Masterkey

BLANKS

- 4035 - KB502B Genuine
- 6228 - UNI3 Copy
- 4978 - 8B Yale Genuine
- 6392 - YA1E Copy

MASTERKEY BLANKS

- 7464 - KB908 CABD Genuine
- 7459 - KB904 HL JG Genuine
- 7471 - KB902 HSSM Genuine



Union 4 x 5 Lever Rim Cylinder

- Finish : Silver
- Mechanism : 5 lever
- Keys Supplied : 3
- Packed Quantity : Loose

FEATURES

- Replacement cylinder for Wellington 4C3AU mortice lockset.



1690

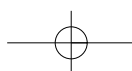
Face Diameter	41
Rose Diameter	-
Body Length	15
Connecting Bar	68
Body Diameter	31

PRODUCT CODE

- 1690 - 4x Cylinder SE

BLANKS

- L8549 - 6MAS1 Copy



Cylinders Rim Cylinders

Yale Yale 1109 Rim Cylinder

Finish : Brass or satin chrome
 Mechanism : 5 pin
 Masterkeyed : 6 pin
 Keys Supplied : 2
 Keyed Alike : Ex-stock & in-house
 Masterkeyed : Ex-stock
 Packed Quantity : Boxed - 12
 Visi - 6

FEATURES

- Keyed alike and masterkeyed suites from stock.
- Backplate not included.



2668

Face Diameter	32
Rose Diameter	45
Body Length	28
Connecting Bar	50
Body Diameter	29

PRODUCT CODE

- L11727 - CP KD Boxed
- L11728 - CP KD Visi
- 2675 - PB KA Boxed
- 2664 - PB KD Boxed
- 2670 - PB KD Visi
- 2685 - PB MK ASG Boxed
- 2681 - PB MK EAS Boxed
- 2679 - SC KA Boxed
- 2668 - SC KD Boxed
- 2674 - SC KD Visi
- 7545 - SC MK EAS Boxed

ASSOCIATED PRODUCTS

- 4027 - Master Key EVWR Yale
- 4024 - Masterkey "EAS" Yale
- 2724 - Cylinder Pin Yale 6
- 2737 - Cylinder Pin Yale 9
- 2726 - Cylinder Pin Yale 7
- 2715 - Cylinder Pin Yale 1
- 2722 - Cylinder Pin Yale 5
- 2729 - Cylinder Pin Yale 8
- 2719 - Cylinder Pin Yale 3
- 2720 - Cylinder Pin Yale 4
- 2717 - Cylinder Pin Yale 2

BLANKS

- 4978 - Blank 8B PB 5 Pin Yale Genuine
- 6392 - YA1E Silca

MASTERKEY BLANKS


- 9528 - EAS Yale Genuine
- 10387 - YA27R Copy

Yale Yale 45LC Rim Cylinder

Finish : Brass
 Mechanism : 6 pin
 Keys Supplied : 3
 Keyed Alike : In-house
 Masterkeyed : Works
 Packed Quantity : 1

FEATURES

- Suitable for use with most Chubb rim nightlatches.
- Anti-torque feature.



4466

Face Diameter	47
Rose Diameter	-
Body Length	34
Connecting Bar	50
Body Diameter	30

PRODUCT CODE

- 4466 - PB KD Boxed

BLANKS

- 4950 - K727 Genuine
- 1288 - CHU6 Copy

Cylinders Rim Cylinders



Yale X5 X-Tech Rim Cylinder

Finish : Polished brass
 Mechanism : 6 pin
 Keys Supplied : 2 keys
 Packed Quantity : Outer - 12
 Inner - 1

FEATURES

- 6 pin cylinder.
- Over 100,000 key combinations.
- Exceeds Cen5 EN1303: 2005.
- Anti pick and antisaw features. with hardened pins to protect the lock.
- BSI Kitemarkapproved KM532920.



Face Diameter	32
Rose Diameter	44.5
Body Length	32
Connecting Bar	48
Body Diameter	29

PRODUCT CODE
 LI3402 - PB KD Boxed

BLANK
 LI3470



access to security

Available
Now!

EPS Extended Profile System



Kitemarked cylinders on exclusive profiles




High Security

- Patented multiple overlapping key profile
- Kitemarked Cylinder System (modular only)
- 6 pin system
- Wear resistant
- Available in both standard and modular formats
- Pick resistant
- Drill resistant
- Bump resistant*
- Snap resistant**

Options

- Exclusive sections are available
- Key & cylinder coining
- Special finishes available

Patented until 2026



Norm Conformity

When mounted with a suitable protective fitting, standard EPS cylinders comply with locking security grade 6 and attack resistance grade 2 of EN 1303:2005 licence number KM547775. Standard models are suitable for EI30 and E30 fire and smoke doors.

* Standard on modular cylinders & optional on compact cylinders
 ** Optional on compact cylinders only


For more information contact the
 Evva department on 08444 125 101 (Option 3)





Anti-Snap Cylinder

Snap-off front



Hardened grip deflectors

Hardened reinforced bar

Introducing our new defence mechanism

Intelligent design with the new Anti-Snap cylinder from Yale

The Yale Anti-Snap cylinder is our new defence mechanism against the latest form of euro profile cylinder attack.

<p>ANTI DRILL</p>	<p>ANTI SNAP</p>	<p>ANTI PICK</p>	<p>ANTI BUMP</p>
--------------------------	-------------------------	-------------------------	-------------------------

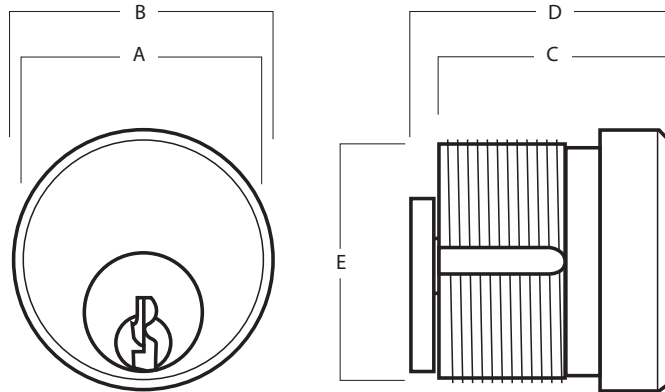
Over the years cylinders have been developed to withstand known attack methods, however, they are now vulnerable to a new form of attack which does not need specialist equipment or expert knowledge. Yale has recognised the need for a stronger form of protection and has developed the new Anti-Snap cylinder which has additional defences built-in to offer a new line of defence.

Visit yale.co.uk to find out more about the new Anti-Snap cylinder from Yale.



Cylinders Screw-in

Screw-in Cylinders



KEY

- A** Face Diameter
- B** Rose Diameter
- C** Body Length
- D** Overall Length (Inc. Cam)
- E** Body Diameter



Adams Rite 4036 Screw-in Cylinder

- Finish : Satin anodised aluminium
- Mechanism : 5 pin
- Keys Supplied : 2
- Keyed Alike : In-house
- Masterkeyed : Works
- Packed Quantity : 1

FEATURES

- Suitable for use with Adams Rite and most other mortice type metal door closers.
- Anti-torque feature.



Face Diameter	34
Rose Diameter	35
Body Length	26
Overall Length	29
Body Diameter	29

PRODUCT CODE

L2704 - SAA KD Boxed

BLANKS

6265 - SH3 Copy



Adams Rite 4067 Screw-in Thumbturn Cylinder

- Finish : SAA
- Overall Length : 45mm (inc. Turn)
- Overall Diameter : 35mm
- Barrel Diameter : 29mm

FEATURES

- Suitable for use with 1850 series deadlocks.
- Interchanges with any standard screw-in cylinder.
- If being used with 4700 series deadlatch, care must be taken to remove ball and spring. (Instructions for this process are included).
- Readily modified version for use with deadlatch is available to order.



PRODUCT CODE

4609 - 26mm Turn SAA

Cylinders Screw-in



Asec 5 Pin Screw-in Cylinder

- Finish : Polished brass or nickel plated
- Mechanism : 5 pin
- Keys Supplied : 3
- Keyed Alike : Ex-stock in pairs
- Masterkeyed : N/A
- Packed Quantity : Outer - 10 boxed
Inner - 1 boxed

FEATURES

- Suitable for use with Adams Rite and most other mortice type metal door locks



ASI 176

Face Diameter	30
Rose Diameter	37
Body Length	28
Overall Length	31
Body Diameter	29

PRODUCT CODE

- ASI 373 - PB KD Single Boxed
- ASI 176 - SC KA Single Boxed
- ASI 178 - SC KD Pair Boxed KA
- ASI 177 - SC KD Single Boxed
- ASI 179 - SC KD Thumb Turn Boxed

PRODUCT CODE

- ASI 199 - Asec Cylinder Blank
- L13215 - Asec1 Blank (Pack qty 50)



Asec 6 Pin Screw-in

- Finish : Nickel plated
- Mechanism : 6 pin
- Keys Supplied : 3
- Keyed Alike : In-house
- Masterkeyed : In-house
- Packed Quantity : Outer - 10 boxed
Inner - 1 boxed

FEATURES

- Suitable for use with Adams Rite and most other mortice type metal door locks.
- Available 1 bitted off the shelf for customer self assembly.



ASI 430

Face Diameter	30
Rose Diameter	37
Body Length	28
Overall Length	31
Body Diameter	29

PRODUCT CODE

- ASI 430 - NP KD Boxed



Asec 6 Pin Screw-in - 2 Bitted

- Finish : Nickel plated
- Mechanism : 6 pin
- Keys Supplied : 3
- Keyed Alike : In-house
- Masterkeyed : In-house
- Packed Quantity : Outer - 10 boxed
Inner - 1 boxed

FEATURES

- Suitable for use with Adams Rite and most other mortice type metal door locks.
- Available 1 bitted off the shelf for customer self assembly.



ASI 382

Face Diameter	30
Rose Diameter	37
Body Length	28
Overall Length	31
Body Diameter	29

PRODUCT CODES

- ASI 382 - NP 1 Bit Boxed

KEYING CHARGES

- L14458 - Cut Keys MK/SMK Asec 6 Pin
- L14457 - Cut Keys Asec 6 Pin
- L14459 - KA/KD Charge SGL & DBL Asec
- L14461 - MK Charge DBL Asec
- L14460 - MK Charge SGL & K/T Asec

BLANKS

- ASI 385 - Blank Asec-MK 6 Pin
- ASI 384 - Blank Asec 6 Pin

Cylinders Screw-in

Cisa C2000 Screw-in Cylinder

Finish : Nickel plated
 Mechanism : 5 pin
 Keys Supplied : 3 per single - 3 per pair
 Keyed Alike : Ex-stock in pairs
 Masterkeyed : Works
 Packed Quantity : 02900 - 6
 02190 - 6 pairs

FEATURES

- Suitable for use with most Adams Rite and most other mortice type metal door locks.



7879

Face Diameter	32
Rose Diameter	38
Body Length	26
Overall Length	29
Body Diameter	29

PRODUCT CODE

7879 - 02900 NP KD Pair Boxed KA
 8570 - 02190 NP KD Single Boxed

BLANKS

5287 - SCS206 Copy

Cisa C2000 Screw-In Cylinder - LIM

Finish : Nickel plated
 Mechanism : 5 pin
 Keys Supplied : 2 per pair
 Keyed Alike : Ex-stock in pairs
 Masterkeyed : Works
 Packed Quantity : 6 pairs

FEATURES

- LIM section key profile.
- Suitable for use with Adams Rite and most other mortice type metal door locks.



L2230

Face Diameter	32
Rose Diameter	38
Body Length	26
Overall Length	29
Body Diameter	29

PRODUCT CODE

L2230 - 02198 NP KD Boxed KA

BLANKS

3102 - 00401-I Genuine

Cisa Astral Screw-in Cylinder

Finish : Nickel plated or polished brass
 Mechanism : 10 pin
 Keys Supplied : 3
 Keyed Alike : In-house
 Masterkeyed : Works
 Packed Quantity : Outer - 6
 Inner - 1

FEATURES

- Suitable for use with Adams Rite and most other mortice type metal door locks.



L16042

Face Diameter	32
Rose Diameter	37
Body Length	26
Overall Length	29
Body Diameter	29

PRODUCT CODE

L16042 - NP KD Boxed
 L16043 - PB KD Boxed

Cylinders Screw-in



Union 2X11 Screw-In Cylinder

- Finish : Polished & lacquered or satin chrome
- Mechanism : 5 pin
- Keys Supplied : 3 per single pair - 4 per pair
- Keyed Alike : Ex-stock in pairs
- Masterkeyed : Ex-stock in pairs
- Packed Quantity : Single - 10
Pairs - 10

FEATURES

- Suitable for use with Adams Rite and most other mortice type metal door locks.
- Keyed alike (pairs) and masterkeyed suites from stock.



L310

Face Diameter	32
Rose Diameter	-
Body Length	29
Overall Length	32
Body Diameter	29

PRODUCT CODE

- L309 - PL KD Single Boxed
- 3183 - SC KD Pair Boxed KA
- L310 - SC KD Single Boxed

ASSOCIATED PRODUCTS

- 3474 - Masterkey "CABD" Cylinder
- 9636 - Masterkey "HLJG" Cylinder
- 4620 - Masterkey "HSSM" Cylinder

BLANKS

- 6228 - UNI3 Silca
- 4035 - Blank Cylinder KB502B Brass

MASTERKEY BLANKS

- 7471 - Blank 5Pin KB902 S/S
- 7464 - Blank 5Pin KB908 S/S
- 7459 - Blank 5Pin KB904 S/S



Viro 0731 Screw-in Cylinder

- Finish : Nickel plated
- Mechanism : 5 pin
- Keys Supplied : 3
- Keyed Alike : Ex-stock in pairs
- Packed Quantity : Pairs

FEATURES

- Suitable for use with Adams Rite and most other mortice type metal door locks.



L5901

Face Diameter	32
Rose Diameter	38
Body Length	26
Overall Length	28
Body Diameter	29

PRODUCT CODE

- L5901 - NP KD Pair Boxed KA

BLANKS

- 6150 - VI 080 Copy
- 6155 - VI 081 Copy



Yale 1122 Screw-in Cylinder

- Finish : Brass or satin chrome
- Mechanism : 5 pin
- Keys Supplied : 2 per single - 4 per pair
- Keyed Alike : Ex-stock in pairs
- Masterkeyed : Works
- Packed Quantity : Singles - 6
Pairs - 12

FEATURES

- Suitable for use with Yale 6000 series lockcases only.



2877

Face Diameter	36
Rose Diameter	46
Body Length	32
Overall Length	35
Body Diameter	29

PRODUCT CODE

- 2875 - PB KD Pair Boxed KA
- 2871 - PB KD Single Boxed
- 2879 - SC KD Pair Boxed KA
- 2877 - SC KD Single Boxed

BLANKS

- 4978 - 8B Genuine
- 6392 - YA1E Copy

Cylinders Screw-in / Half Euro



Yale I133 Screw-In Cylinder

- Finish : Satin chrome
- Mechanism : 5 pin
- Keys Supplied : 2 per single - 2 per pair
- Keyed Alike : Ex-stock in pairs
- Masterkeyed : Works
- Packed Quantity : Singles - 6
Pairs - 12

FEATURES

- Suitable for use with Adams Rite and most other mortice type metal door locks.



Face Diameter	32
Rose Diameter	35
Body Length	26
Overall Length	29
Body Diameter	29

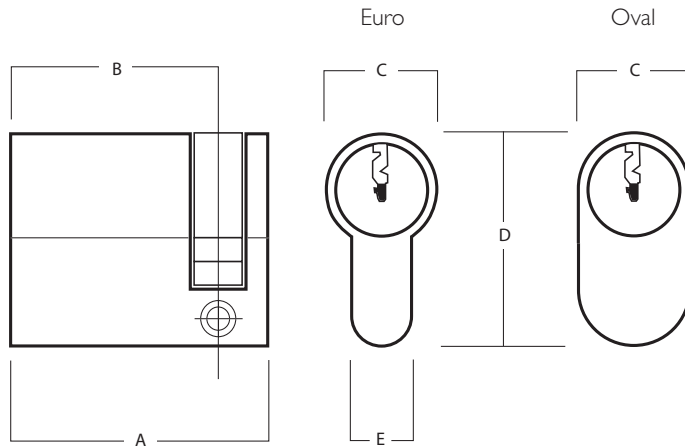
PRODUCT CODE

L4726 - SC KD Boxed KA
L4725 - SC KD Boxed Single

BLANKS

4978 - 8B Genuine
6392 - YA1E Copy

Half Cylinders - Euro



KEY

- A** Overall Length
- B** Size to Centre of Cam
- C** Diameter of Cylinder
- D** Height of Cylinder
- E** Width of Cylinder



ABUS E60 Series Euro Half NP "0" Bitted Cylinder

- Finish : Polished brass or nickel plated
- Mechanism : 6 pin
- Keys Supplied : 3
- Keyed Alike : Ex stock
- Packed Quantity : 10

FEATURES

- Mushroom pin & paracentric keyway, anti-pick protection.
- Hardened steel anti-drill pins.
- Springs protected by hardened steel pins.
- Half Cylinder with 12 cam positions, suitable for switch gear & garage doors.
- Pinning kits available.
- Long key neck, fits doors with security escutcheons.



	40mm	45mm	50mm
Overall Length	40	45	50
Size to Centre Cam	10x 30	10x 35	10x 40
Diameter of Cylinder	17	17	17
Height of Cylinder	33	33	33
Width of Cylinder	10	10	10

PRODUCT CODE

L19434 - 40mm - 10 / 30
L19435 - 45mm - 10 / 35
L19436 - 50mm - 10 / 40

Cylinders Half Euro



ABUS E60 Series Euro Half NP KD Cylinder

Finish : Nickel plated
 Mechanism : 6 pin
 Keys Supplied : 3
 Keyed Alike : Ex stock
 Packed Quantity : 10

FEATURES

- Mushroom pin & paracentric keyway anti-pick protection.
- Hardened steel anti-drill pins.
- Springs protected by hardened steel pins.
- Half Cylinder with 12 cam positions, suitable for switch gear & garage doors.
- Pinning kits available.
- Long key neck, fits doors with security escutcheons.



L19398

	40mm	45mm	50mm	55mm	60mm
Overall Length	40	45	50	55	60
Size to Centre Cam	10x 30	10x 35	10x 40	10x 45	10x 50
Diameter of Cylinder	17	17	17	17	17
Height of Cylinder	33	33	33	33	33
Width of Cylinder	10	10	10	10	10

PRODUCT CODE

L19397 - 40mm - 10 / 30 Visi
 L19398 - 45mm - 10 / 35 Visi
 L19414 - 50mm - 10 / 40
 L19415 - 55mm - 10 / 45
 L19416 - 60mm - 10 / 50




Asec 5 Pin Euro Half Cylinder

Finish : Polished brass or nickel plated
 Mechanism : 5 pin
 Keys Supplied : 3
 Keyed Alike : In-house
 Packed Quantity : Outer - 10 boxed
 Inner - 1 boxed

FEATURES

- Supplied c/w cylinder retaining screw.



ASI 193

	45mm	50mm
Overall Length	45	50
Size to Centre Cam	35	40
Diameter of Cylinder	17	17
Height of Cylinder	33	33
Width of Cylinder	10	10

PRODUCT CODE

ASI 189 - 45mm NP KD
 ASI 193 - 45mm PB KD
 ASI 190 - 50mm NP KD
 ASI 194 - 50mm PB KD

BLANKS

ASI 199 - Asec Cylinder Blank
 L13215 - Asec1 Blank (Pack qty 50)



Asec 6 Pin Euro Half Cylinder

Finish : Polished brass, nickel plated or
 Polished chrome
 Mechanism : 6 pin
 Keys Supplied : 3
 Keyed Alike : In-house
 Packed Quantity : Outer - 10 boxed
 Inner - 1 boxed

FEATURES

- Available 1 bitted off the shelf for customer self assembly.



ASI 418

	45mm	50mm
Overall Length	45	50
Size to Centre Cam	35	40
Diameter of Cylinder	17	17
Height of Cylinder	33	33
Width of Cylinder	10	10

PRODUCT CODE

ASI 418 - 45mm NP KD
 ASI 419 - 45mm PB KD
 ASI 420 - 50mm NP KD
 ASI 421 - 50mm PB KD

Cylinders Half Euro



Asec 6 Pin Euro Half Cylinder - 2 Bitted

- Finish : Polished brass, nickel plated or Polished chrome
- Mechanism : 6 pin
- Keys Supplied : 3
- Keyed Alike : In-house
- Packed Quantity : Outer - 10 boxed
Inner - 1 boxed

FEATURES

- Available 1 bitted off the shelf for customer self assembly.



ASI301

	45mm	50mm
Overall Length	45	50
Size to Centre Cam	35	40
Diameter of Cylinder	17	17
Height of Cylinder	33	33
Width of Cylinder	10	10

PRODUCT CODE

- ASI301 - 45mm NP 5/10/30 | bitted
- ASI302 - 45mm PB 5/10/30 | bitted
- ASI303 - 45mm PC 5/10/35 | bitted
- ASI304 - 50mm NP 5/10/35 | bitted
- ASI305 - 50mm PB 5/10/35 | bitted
- ASI306 - 50mm PC 5/10/35 | bitted




Cisa C2000 Euro Half Cylinder

- Finish : Brass or nickel plated
- Mechanism : 5 pin
- Keys Supplied : 3
- Keyed Alike : In-house
- Masterkeyed : Works
- Packed Quantity : 12

FEATURES

- Adjustable cam.
- Supplied c/w cylinder retaining screw.



L15809

	40mm	42mm	46mm
Overall Length	40	42	46
Size to Centre Cam	30	32	36
Diameter of Cylinder	17	17	17
Height of Cylinder	33	33	33
Width of Cylinder	10	10	10

PRODUCT CODE

- L15809 - 40mm NP KD
- L15810 - 40mm PB KD
- L5333 - 42mm NP KD
- L5334 - 42mm PB KD
- L5335 - 46mm NP KD
- L5336 - 46mm PB KD

BLANKS

- 5287 - CS206 Copy



Cisa C2000 Euro Half Cylinder - 0 Bitted

- Finish : Nickel plated
- Mechanism : 6 pin
- Keys Supplied : 3
- Keyed Alike : In-house
- Masterkeyed : Works
- Packed Quantity : 12

FEATURES

- Adjustable cam.
- C/W cylinder retaining screw and circlip.



L15850

	45mm	50mm
Overall Length	45	50
Size to Centre Cam	35	40
Diameter of Cylinder	17	17
Height of Cylinder	33	33
Width of Cylinder	10	10

PRODUCT CODE

- L15850 - 45mm NP KD
- L15851 - 50mm NP KD

Cylinders Half Euro

CISA Cisa Astral Euro Half Cylinder

Finish : Nickel plated
 Mechanism : 10 pin
 Keys Supplied : 3
 Keyed Alike : In-house
 Masterkeyed : Works
 Packed Quantity : 12

FEATURES
 ■ Adjustable cam.



	40mm	45mm
Overall Length	40	50
Size to Centre Cam	35	40
Diameter of Cylinder	17	17
Height of Cylinder	33	33
Width of Cylinder	10	10


PRODUCT CODE

L16033 - 40mm NP KD
 L16035 - 45mm NP KD
 L16034 - 40mm PB KD
 L16095 - 45mm PB KD

ERA Era 5 Pin Euro Half Cylinder

Finish : Polished brass or satin chrome
 Mechanism : 5 pin
 Keys Supplied : 3
 Keyed Alike : In-house
 Masterkeyed : N/A
 Packed Quantity : 10

FEATURES
 ■ Supplied c/w cylinder retaining screw.



Overall Length	40
Size to Centre Cam	30
Diameter of Cylinder	17
Height of Cylinder	33
Width of Cylinder	10

PRODUCT CODE

L14100 - 40mm PB KD
 L14099 - 40mm SC KD


ASSOCIATED PRODUCTS

5420 - ER1 Silca

ERA Era 6 Pin Euro Half Cylinder

Finish : Satin chrome or polished brass
 Mechanism : 6 pin
 Keys Supplied : 3
 Keyed Alike : In-house
 Masterkeyed : N/A
 Packed Quantity : 10

FEATURES
 ■ Supplied c/w cylinder retaining screw.



	45mm	50mm	55mm
Overall Length	45	50	55
Size to Centre Cam	35	40	45
Diameter of Cylinder	17	17	17
Height of Cylinder	33	33	33
Width of Cylinder	10	10	10

PRODUCT CODE

L14096 - 45mm SC KD
 L14101 - 50mm SC KD
 L14103 - 55mm PB KD
 L14102 - 55mm SC KD

BLANKS

L15736 - ER2 Silca (ERA 6 Pin Copy)

Cylinders Half Euro

Legge Legge 801 Euro Half Cylinder

Finish : Satin chrome
 5 pin
 Mechanism : 3
 Keys Supplied : Works
 Keyed Alike : In-house
 Packed Quantity : 5

FEATURES

- Supplied c/w cylinder retaining screw.



7053

Overall Length	46
Size to Centre Cam	36
Diameter of Cylinder	17
Height of Cylinder	33
Width of Cylinder	10

PRODUCT CODE
 7053 - 40mm SC KD

BLANKS
 1534 - BKB61 Genuine
 5689 - LEG1 Copy



Union 2x20A Euro Half Cylinder

Finish : Satin chrome or polished
 & lacquered
 Mechanism : 5 Pin
 Keys Supplied : 3
 Keyed Alike : Ex-stock & in-house
 Packed Quantity : 10

FEATURES

- Keyed alike and masterkeyed suites from stock.



4783

	42mm	46mm	52mm
Overall Length	42	46	52
Size to Centre Cam	32	37	41
Diameter of Cylinder	17	17	17
Height of Cylinder	33	33	33
Width of Cylinder	10	10	10

PRODUCT CODE
 L292 - 42mm SC KA
 4783 - 42mm SC KD
 L8506 - 46mm PL KD
 L5561 - 46mm SC KD
 L5562 - 52mm SC KD

BLANKS
 4035 - KB5028 Genuine
 6228 - UN13 Copy




Yale I0026 Euro Half Cylinder

Finish : Satin brass
 Mechanism : 5 pin
 Keys Supplied : 2
 Keyed Alike : In-house
 Masterkeyed : Works
 Packed Quantity : 10

FEATURES

- Supplied c/w cylinder retaining screw.



L1537

Overall Length	40
Size to Centre Cam	31
Diameter of Cylinder	17
Height of Cylinder	33
Width of Cylinder	10

PRODUCT CODE
 L1537 - 40mm SB KD

BLANKS
 L17051 - Silca YA 93
 L13470 - Genuine

Cylinders Half Oval

Half Cylinders - Oval



Asec 6 Pin Oval Half Cylinder - KD

Finish : Polished chrome
 Mechanism : 6 pin
 Keys Supplied : 3
 Keyed Alike : In-house
 Masterkeyed : In-house
 Packed Quantity : Outer - 10
 Inner - 1

FEATURES

- Supplied c/w cylinder retaining screw.



ASI449

	45mm	50mm
Overall Length	45	50
Size to Centre Cam	35	40
Diameter of Cylinder	18	18
Height of Cylinder	32	32
Width of Cylinder	18	18

PRODUCT CODE
 ASI449 - 50mm PC KD



Asec 6 Pin Oval Half Cylinder - 2 Bitted

Finish : Nickel plated, polished chrome
 or polished brass
 Mechanism : 6 pin
 Keys Supplied : 3
 Keyed Alike : In-house
 Masterkeyed : In-house
 Packed Quantity : Outer - 10 boxed
 Inner - 1 boxed

FEATURES

- Available 1 bitted off the shelf for customer self assembly.



ASI334

	45mm	50mm
Overall Length	45	50
Size to Centre Cam	35	40
Diameter of Cylinder	18	18
Height of Cylinder	32	32
Width of Cylinder	18	18

PRODUCT CODE
 ASI334 - 45mm NP 1 Bit
 ASI336 - 45mm PC 1 Bit
 ASI337 - 50mm NP 1 Bit
 ASI338 - 50mm PB 1 Bit

KEY CHARGES

- L14459 - MK KD/KA Single Double
- L14460 - MK - Single
- L14461 - MK - Double
- L14457 - Cut Keys
- L14458 - Cut Master/Sub-Master Keys

BLANKS

- ASI385 - Asec MK Blanks
- ASI384 - Asec 6-Pin Blanks




Cisa C2000 Oval Half Cylinder

Finish : Polished brass or satin chrome
 Mechanism : 5 pin
 Keys Supplied : 3
 Keyed Alike : In-house
 Masterkeyed : Works
 Packed Quantity : 6

FEATURES

- Supplied c/w cylinder retaining screw.



L2109

	43mm	47mm	53mm
Overall Length	43	47	53
Size to Centre Cam	33	37	43
Diameter of Cylinder	18	18	18
Height of Cylinder	32	32	32
Width of Cylinder	18	18	18

PRODUCT CODE
 L2109 - 43mm PB KD
 L2108 - 43mm SC KD
 L2113 - 47mm PB KD
 L2112 - 47mm SC KD
 L2117 - 53mm PB KD
 L2116 - 53mm SC KD

BLANKS

- 5287 - CS206 Copy



Cylinders Half Oval

Cisa Astral Oval Half Cylinder

Finish : Nickel plated or polished brass
 Mechanism : 10 pin
 Keys Supplied : 3
 Keyed Alike : In-house
 Masterkeyed : Works
 Packed Quantity : 12

FEATURES

- Adjustable cam.
- Supplied c/w cylinder retaining screw.



L16319

Overall Length	53
Size to Centre Cam	43
Diameter of Cylinder	18
Height of Cylinder	32
Width of Cylinder	18

PRODUCT CODE


L16318 - 47mm NP KD
 L16319 - 47mm PB KD

Era 5 Pin Oval Half Cylinder

Finish : Satin chrome
 Mechanism : 5 pin
 Keys Supplied : 3
 Keyed Alike : In-house
 Masterkeyed : N/A
 Packed Quantity : 10

FEATURES

- Supplied c/w cylinder retaining screw.



L14083

Overall Length	40
Size to Centre Cam	30
Diameter of Cylinder	18
Height of Cylinder	32
Width of Cylinder	18

PRODUCT CODE

L14083 - 40mm SC KD

ASSOCIATED PRODUCTS

5420 - ER1 Silca

Union 2x1 & 2x8 Oval Half Cylinder

Finish : Polished & lacquered or satin chrome
 Mechanism : 5 pin
 Keys Supplied : 3
 Keyed Alike : In-house
 Masterkeyed : Works
 Packed Quantity : 10

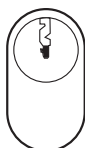
FEATURES

- Keyed alike and Masterkeyed suites from stock.



3190

	40mm	44mm
Overall Length	40	44
Size to Centre Cam	32	37
Diameter of Cylinder	18	18
Height of Cylinder	32	32
Width of Cylinder	18	18



2x8



2x1

PRODUCT CODE

L8833 - 40mm PL KA 2x1
 3185 - 40mm PL KD 2x1
 3136 - 40mm PL KD 2x8
 10097 - 40mm PL MK 2x8
 10099 - 40mm PL MK 2x8
 3087 - 40mm SC KA 2x1
 9973 - 40mm SC KA 2x8
 3190 - 40mm SC KD 2x1
 3146 - 40mm SC KD 2x8
 10096 - 40mm SC MK CABD 2x8
 L8832 - 44mm PL KD 2x1
 L11826 - 44mm SC KA 2x1
 L8831 - 44mm SC KD 2x1

ASSOCIATED PRODUCTS

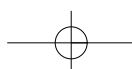
3474 - CABD Masterkey
 9636 - HL JG Masterkey
 4620 - HSSM Masterkey

BLANKS

4035 - KB502B Genuine
 6228 - UNI3 Copy

MASTERKEY BLANKS

7464 - KB908 CABD Genuine
 7459 - KB904 HL JG Genuine
 7471 - KB902 HSSM Genuine





Cylinders Half Oval


ZONE

Zone 1600 Oval Half Cylinder

- Finish : Polished brass or satin chrome
- Mechanism : 5 pin
- Keys Supplied : 3
- Keyed Alike : In-house
- Masterkeyed : N/A
- Packed Quantity : 10

FEATURES

- Supplied c/w cylinder retaining screw.



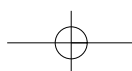
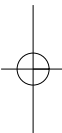
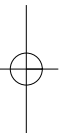
PRODUCT CODE

- L8937 - 30mm PB KD
- L8944 - 30mm SC KD

BLANKS

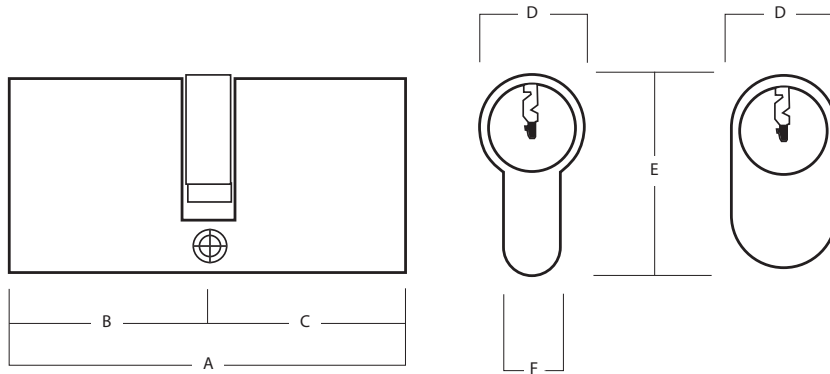
- L8955 - KBI 12 Genuine
- 6228 - YAIE Copy

Overall Length	40
Size to Centre Cam	32
Diameter of Cylinder	18
Height of Cylinder	32
Width of Cylinder	18



Cylinders Double Euro

Double Cylinders - Euro



KEY

- A** Overall Length
- B&C** Size to Centre of Cam
- D** Diameter of Cylinder
- E** Height of Cylinder
- F** Width of Cylinder



ABUS E60 Series Euro Double NP KD Cylinder

- Finish : Nickel plated
- Mechanism : 6 pin
- Keys Supplied : 3
- 0 Bitted : Ex stock
- Packed Quantity : 10

FEATURES

- Precision, mushroom pin & paracentric keyway, comprehensive anti-pick protection.
- Hardened steel anti-drill pins.
- Springs protected by hardened steel pins.
- Fully serviceable 6 pin tumbler system, 0 bitted cylinders & pinning kit available.
- Long key neck, fits doors with security escutcheons.



PRODUCT CODE

- L19399 - 60mm - 30 / 30 Visi
- L19400 - 65mm - 30 / 35 Visi
- L19417 - 70mm - 30 / 40
- L19402 - 70mm - 35 / 35 Visi
- L19401 - 75mm - 30 / 45 Visi
- L19421 - 75mm - 35 / 40
- L19418 - 80mm - 30 / 50
- L19403 - 80mm - 35 / 45 Visi
- L19404 - 80mm - 40 / 40 Visi
- L19419 - 85mm - 30 / 55
- L19422 - 85mm - 35 / 50
- L19423 - 85mm - 40 / 45
- L19420 - 90mm - 30 / 60
- L19405 - 90mm - 40 / 50 Visi
- L19424 - 90mm - 45 / 45
- L19425 - 95mm - 45 / 50
- L19426 - 100mm - 45 / 55
- L19427 - 100mm - 50 / 50

L19399 L19400 L19417 L19402 L19401 L19421 L19418 L19403 L19404

Overall Length	60	65	70	70	75	75	80	80	80
Size to Centre Cam	30x 30	30x 35	30x 40	35x 35	30x 45	35x 40	30x 50	35x 45	40x 40
Diameter of Cylinder	17	17	17	17	17	17	17	17	17
Height of Cylinder	33	33	33	33	33	33	33	33	33
Width of Cylinder	10	10	10	10	10	10	10	10	10

L19419 L19422 L19423 L19420 L19405 L19424 L19425 L194226 L19427

Overall Length	85	85	85	90	90	90	95	100	100
Size to Centre Cam	30x 55	35x 50	40x 45	30x 60	40x 50	45x 45	45x 50	45x 55	50x 50
Diameter of Cylinder	17	17	17	17	17	17	17	17	17
Height of Cylinder	33	33	33	33	33	33	33	33	33
Width of Cylinder	10	10	10	10	10	10	10	10	10

Cylinders Double Euro



ABUS E60 Series Euro Double NP "0" Bitted Cylinder

Finish : Nickel plated or polished brass
 Mechanism : 6 pin
 Keys Supplied : 3
 Keyed to Differ : Ex stock
 Packed Quantity : 12



FEATURES

- Mushroom pin & paracentric keyway, anti-pick protection.
- Hardened steel anti-drill pins.
- Springs protected by hardened steel pins.
- Outside key operates lock with internal key in place.
- Most popular sizes available, suitable for wooden, aluminium & most UPVC doors.
- Pinning kits available.
- Long key neck, fits doors with security escutcheons.

Overall Length	60	65	70	70	75	75	80
Size to Centre Cam	30x 30	30x 35	30x 40	35x 35	30x 45	35x 40	30x 50
Diameter of Cylinder	17	17	17	17	17	17	17
Height of Cylinder	33	33	33	33	33	33	33
Width of Cylinder	10	10	10	10	10	10	10

Overall Length	80	80	85	90	90	100
Size to Centre Cam	35x 45	40x 40	35x 45	40x 50	45x 45	45x 55
Diameter of Cylinder	17	17	17	17	17	17
Height of Cylinder	33	33	33	33	33	33
Width of Cylinder	10	10	10	10	10	10

PRODUCT CODE

- L19437 - 60mm - 30 / 30 NP
- L19438 - 65mm - 30 / 35 NP
- L19439 - 70mm - 30 / 40 NP
- L19442 - 70mm - 35 / 35 NP
- L19450 - 70mm - 35 / 35 PB
- L19440 - 75mm - 30 / 45 NP
- L19443 - 75mm - 35 / 40 NP
- L19441 - 80mm - 30 / 50 NP
- L19444 - 80mm - 35 / 45 NP
- L19445 - 80mm - 40 / 40 NP
- L19446 - 85mm - 40 / 45 NP
- L19447 - 90mm - 40 / 50 NP
- L19448 - 90mm - 45 / 45 NP
- L19451 - 90mm - 40 / 50 PB
- L19449 - 100mm - 45 / 55 NP
- L19452 - 100mm - 45 / 55 PB



ABUS E60 Series Euro Double PB KD Cylinder

Finish : Polished brass
 Mechanism : 6 pin
 Keys Supplied : 3
 0 Bitted : Ex stock
 Packed Quantity : 12



FEATURES

- Mushroom pin & paracentric keyway, anti-pick protection.
- Hardened steel anti-drill spring & pins.
- Outside key operates lock with internal key in place.
- Most popular sizes available, suitable for wooden, aluminium & most UPVC doors.
- Pinning kits available.
- Long key neck, fits doors with security escutcheons.

	70mm	90mm	100mm
Overall Length	70	90	100
Size to Centre Cam	35x 35	40x 50	45x 55
Diameter of Cylinder	17	17	17
Height of Cylinder	33	33	33
Width of Cylinder	10	10	10

PRODUCT CODE

- L19406 - 70mm - 35 / 35 Visi
- L19407 - 90mm - 40 / 50 Visi
- L19428 - 100mm - 45 / 55

Cylinders Double Euro



Asec 5 Pin Euro Double Cylinder

- Finish : Polished brass or nickel plated
- Mechanism : 5 pin
- Keys Supplied : 3
- Keyed Alike : In-house
- Packed Quantity : 10
 - Outer - 10 boxed
 - Inner - 1 boxed



FEATURES

- Supplied c/w cylinder retaining screw.

	60mm	65mm	70mm	75mm	75mm	80mm	80mm	80mm	85mm	85mm	90mm
Overall Length	60	65	70	75	75	80	80	80	85	85	90
Size to Centre Cam	30x 30	35x 35	30x 40	30x 40	35x 40	30x 50	35x 45	40x 40	35x 50	40x 45	35x 55
Diameter of Cylinder	17	17	17	17	17	17	17	17	17	17	17
Height of Cylinder	33	33	33	33	33	33	33	33	33	33	33
Width of Cylinder	10	10	10	10	10	10	10	10	10	10	10

	90mm	90mm	95mm	95mm	100mm	100mm	100mm	100mm	105mm	110mm
Overall Length	90	90	95	95	95	100	100	100	105	110
Size to Centre Cam	40x 50	45x 45	40x 55	45x 50	40x 55	40x 60	45x 55	50x 50	45x 60	45x 65
Diameter of Cylinder	17	17	17	17	17	17	17	17	17	17
Height of Cylinder	33	33	33	33	33	33	33	33	33	33
Width of Cylinder	10	10	10	10	10	10	10	10	10	10

PRODUCT CODE

- ASI 151 - 60mm - 30/30 NP KD
- ASI 349 - 60mm - 30/30 PB KD
- ASI 152 - 65mm - 30/35 NP KD
- ASI 350 - 65mm - 30/35 PB KD
- ASI 154 - 70mm - 30/40 NP KD
- ASI 153 - 70mm - 35/35 NP KD
- ASI 195 - 70mm - 35/35 PB KD
- ASI 351 - 75mm - 35/40 PB KD
- ASI 155 - 75mm - 35/40 NP KD
- ASI 352 - 75mm - 35/40 PB KD
- ASI 157 - 80mm - 30/50 NP KD
- ASI 353 - 80mm - 30/50 PB KD
- ASI 180 - 80mm - 35/45 NP KD
- ASI 354 - 80mm - 35/45 PB KD
- ASI 156 - 80mm - 40/40 NP KD
- ASI 196 - 80mm - 40/40 PB KD
- ASI 159 - 85mm - 35/50 NP KD
- ASI 355 - 85mm - 35/50 PB KD
- ASI 158 - 85mm - 40/45 NP KD
- ASI 356 - 85mm - 40/45 PB KD
- ASI 162 - 90mm - 35/55 NP KD
- ASI 357 - 90mm - 35/55 PB KD
- ASI 161 - 90mm - 40/50 NP KD
- ASI 358 - 90mm - 40/50 PB KD
- ASI 160 - 90mm - 45/45 NP KD
- ASI 359 - 90mm - 45/45 PB KD
- ASI 163 - 95mm - 40/55 NP KD
- ASI 360 - 95mm - 40/55 PB KD
- ASI 164 - 95mm - 45/50 NP KD
- ASI 361 - 95mm - 45/50 PB KD
- ASI 165 - 100mm - 40/60 NP KD
- ASI 362 - 100mm - 40/60 PB KD
- ASI 186 - 100mm - 45/55 NP KD
- ASI 363 - 100mm - 45/55 PB KD
- ASI 185 - 100mm - 50/50 NP KD
- ASI 364 - 100mm - 50/50 PB KD
- ASI 187 - 105mm - 45/60 NP KD
- ASI 365 - 105mm - 45/60 PB KD
- ASI 188 - 110mm - 45/65 NP KD

BLANKS

- ASI 199 - Asec Cylinder Blank
- L13215 - Asec1 Blank (Pack qty 50)

Cylinders Double Euro



Asec 6 Pin Euro Double Cylinder

Finish : Nickel plated, polished brass or polished chrome
 Mechanism : 6 pin
 Keys Supplied : 3 In-house
 Keyed Alike : In-house
 Masterkeyed : Outer - 10 boxed
 Packed Quantity : Inner 1 boxed

FEATURES

- Supplied c/w cylinder retaining screw.



ASI436

	70mm	75mm	80mm	80mm	80mm	80mm	85mm	85mm
Overall Length	70	75	80	80	80	80	85	85
Size to Centre Cam	35x 35	35x 40	30x 40	35x 45	40x 40	35x 35	35x 50	40x 45
Diameter of Cylinder	17	17	17	17	17	17	17	17
Height of Cylinder	33	33	33	33	33	33	33	33
Width of Cylinder	10	10	10	10	10	10	10	10

	90mm	90mm	90mm	95mm	100mm	100mm	105mm	110mm
Overall Length	90	90	90	95	100	100	105	110
Size to Centre Cam	40x 50	45x 45	35x 45	40x 55	45x 55	50x 50	45x 60	45x 65
Diameter of Cylinder	17	17	17	17	17	17	17	17
Height of Cylinder	33	33	33	33	33	33	33	33
Width of Cylinder	10	10	10	10	10	10	10	10

PRODUCT CODE

- ASI410 - 70mm - 35/35 NP KD
- ASI411 - 70mm - 35/35 PB KD
- ASI433 - 75mm - 35/40 NP KD
- ASI413 - 80mm - 30/40 PB KD
- ASI412 - 80mm - 35/45 NP KD
- ASI445 - 80mm - 35/45 PC KD
- ASI414 - 80mm - 40/40 NP KD
- ASI415 - 80mm - 35/35 PB KD
- ASI434 - 85mm - 35/50 NP KD
- ASI446 - 85mm - 40/45 NP KD
- ASI447 - 85mm - 40/45 PB KD
- ASI416 - 90mm - 40/50 NP KD
- ASI436 - 90mm - 45/45 NP KD
- ASI417 - 90mm - 35/45 PB KD
- ASI435 - 95mm - 40/55 NP KD
- ASI437 - 100mm - 45/55 NP KD
- ASI440 - 100mm - 50/50 NP KD
- ASI438 - 105mm - 45/60 NP KD
- ASI439 - 110mm - 45/65 NP KD

BLANKS

- ASI199 - Asec Cylinder Blank
- LI3215 - Asec1 Blank (Pack Qty 50)



Asec 6 Pin Euro Double Cylinder - 2 Bitted

Finish : Polished brass, nickel plated or polished chrome
 Mechanism : 6 pin
 Keys Supplied : 3
 Keyed Alike : In-house
 Masterkeyed : In-house
 Packed Quantity : Outer - 10 boxed
 Inner - 1 boxed

FEATURES

- Available 1 bitted off the shelf for customer self assembly.



ASI319

	70mm	80mm	80mm	85mm	90mm	95mm	100mm
Overall Length	70	80	80	85	90	95	100
Size to Centre Cam	35x 35	35x 45	40x 40	40x 45	40x 50	45x 50	40x 60
Diameter of Cylinder	17	17	17	17	17	17	17
Height of Cylinder	33	33	33	33	33	33	33
Width of Cylinder	10	10	10	10	10	10	10

PRODUCT CODE

- ASI313 - 70mm - 35/35 NP | Bit
- ASI314 - 70mm - 35/35 PB | Bit
- ASI319 - 80mm - 35/45 NP | Bit
- ASI320 - 80mm - 35/45 PB | Bit
- ASI321 - 80mm - 35/45 PC | Bit
- ASI316 - 80mm - 40/40 NP | Bit
- ASI317 - 80mm - 40/40 PB | Bit
- ASI325 - 85mm - 40/45 NP | Bit
- ASI326 - 85mm - 40/45 PB | Bit
- ASI322 - 90mm - 40/50 NP | Bit
- ASI323 - 90mm - 40/50 PB | Bit
- ASI331 - 95mm - 45/50 NP | Bit
- ASI333 - 95mm - 45/50 PC | Bit
- ASI328 - 100mm - 40/60 NP | Bit

KEYING CHARGES

- LI4459 - MK KD/KA Single Double
- LI4460 - MK - Single
- LI4461 - MK - Double
- LI4457 - Cut Keys
- LI4458 - Cut Master/Sub-Master Keys


BLANKS

- ASI385 - Asec MK Blanks
- ASI384 - Asec 6-Pin Blanks

Cylinders Double Euro

Cisa C2000 Euro Double Cylinder

- Finish : Polished brass or nickel plated
- Mechanism : 5 pin
- Keys Supplied : 3
- Keyed Alike : In-house
- Masterkeyed : Works
- Packed Quantity : 6
- 12 (07&10)



L2029

FEATURES

- Supplied c/w cylinder retaining screw.

	60mm	70mm	70mm	75mm	75mm	80mm	80mm	80mm	85mm	85mm
Overall Length	60	70	70	75	75	80	80	80	85	85
Size to Centre Cam	30x 30	35x 35	30x 40	30x 45	35x 40	30x 50	35x 45	40x 40	35x 50	40x 45
Diameter of Cylinder	17	17	17	17	17	17	17	17	17	17
Height of Cylinder	33	33	33	33	33	33	33	33	33	33
Width of Cylinder	10	10	10	10	10	10	10	10	10	10

	90mm	90mm	90mm	90mm	95mm	99mm	100mm	100mm	100mm	105mm
Overall Length	90	90	90	90	95	99	100	100	100	105
Size to Centre Cam	30x 60	35x 55	40x 50	45x 45	40x 55	39x 60	40x 60	45x 55	50x 50	45x 60
Diameter of Cylinder	17	17	17	17	17	17	17	17	17	17
Height of Cylinder	33	33	33	33	33	33	33	33	33	33
Width of Cylinder	10	10	10	10	10	10	10	10	10	10

PRODUCT CODE

- L2024 - 60mm - 30/30 NP KD
- L2025 - 60mm - 30/30 PB KD
- L15792 - 70mm - 30/40 PB KD
- L2028 - 70mm - 35/35 NP KD
- L2029 - 70mm - 35/35 PB KD
- L2294 - 74mm - 29/45 NP KD
- L15793 - 75mm - 35/40 NP KD
- L15794 - 75mm - 35/40 PB KD
- L15795 - 80mm - 30/50 NP KD
- L15796 - 80mm - 30/50 PB KD
- L2295 - 80mm - 35/45 NP KD
- L15797 - 80mm - 35/45 PB KD
- L5329 - 80mm - 40/40 NP KD
- L5330 - 80mm - 40/40 PB KD
- L15798 - 85mm - 35/50 NP KD
- L15799 - 85mm - 35/50 PB KD
- L2721 - 85mm - 40/45 NP KD
- L2724 - 85mm - 40/45 PB KD
- L15800 - 90mm - 30/60 NP KD
- L15801 - 90mm - 30/60 PB KD
- L15802 - 90mm - 35/55 NP KD
- L15803 - 90mm - 35/55 PB KD
- L15804 - 90mm - 40/50 PB KD
- L5331 - 90mm - 45/45 NP KD
- L5332 - 90mm - 45/45 PB KD
- L2296 - 90mm - 40/50 NP KD
- L16187 - 95mm - 40/55 NP KD
- L16188 - 95mm - 40/55 PB KD
- L2298 - 99mm - 39/60 NP KD
- L15805 - 100mm - 40/60 PB KD
- L15806 - 100mm - 45/55 NP KD
- L15807 - 100mm - 45/55 PB KD
- L2297 - 100mm - 50/50 NP KD
- L15808 - 100mm - 50/50 PB KD
- L16189 - 105mm - 45/60 NP KD
- L16190 - 105mm - 45/60 PB KD

BLANKS

- 5287 - CS206 Copy

Cisa C2000 Euro Double Cylinder - 0 Bitted

- Finish : Nickel plated
- Mechanism : 5 pin
- Keys Supplied : 3
- Keyed Alike : In-house
- Masterkeyed : Works
- Packed Quantity : 6
- 12



L15848

FEATURES

- Zero bitted off the shelf for customer assembly.
- Supplied c/w cylinder retaining screw.

	60mm	70mm
Overall Length	60	70
Size to Centre Cam	30x 30	35x 35
Diameter of Cylinder	17	17
Height of Cylinder	33	33
Width of Cylinder	10	10

PRODUCT CODE

- L15847 - 60mm - 30/30 NP I Bit
- L15848 - 70mm - 35/35 NP I Bit

Cylinders Double Euro

CISA Cisa Astral Euro Double Cylinder

Finish : Polished brass or nickel plated
 Mechanism : 10 pin
 Keys Supplied : 3
 Keyed Alike : In-house
 Masterkeyed : Works
 Packed Quantity : 12

FEATURES

- Supplied c/w cylinder retaining screw.



L16029

	60mm	70mm	80mm	95mm
Overall Length	60	70	80	95
Size to Centre Cam	30x 30	35x 35	40x 40	40x 45
Diameter of Cylinder	17	17	17	17
Height of Cylinder	33	33	33	33
Width of Cylinder	10	10	10	10

PRODUCT CODE

- L16027 - 60mm - 30/30 NP KD
- L16028 - 60mm - 30/30 PB KD
- L16029 - 70mm - 35/35 NP KD
- L16030 - 70mm - 35/35 PB KD
- L16031 - 80mm - 40/40 NP KD
- L16032 - 80mm - 40/40 PB KD
- L16191 - 95mm - 40/55 NP KD
- L16192 - 95mm - 40/55 PB KD

CISA Cisa Astral S Euro Double Cylinder

Finish : Polished brass or nickel plated
 Mechanism : 10 pin
 Keys Supplied : 3
 Keyed Alike : In-house
 Masterkeyed : Works
 Packed Quantity : 6
 12 (07&10)

FEATURES

- Supplied c/w cylinder retaining screw.



L16058

	60mm	70mm	70mm	75mm	80mm	80mm	80mm	85mm	85mm
Overall Length	60	70	70	75	80	80	80	80	85
Size to Centre Cam	30x 30	30x 40	35x 35	35x 40	30x 50	35x 45	40x 40	35x 50	40x 45
Diameter of Cylinder	17	17	17	17	17	17	17	17	17
Height of Cylinder	33	33	33	33	33	33	33	33	33
Width of Cylinder	10	10	10	10	10	10	10	10	10

	90mm	90mm	90mm	90mm	95mm	95mm	100mm	100mm	100mm
Overall Length	90	90	90	90	90	100	100	100	100
Size to Centre Cam	30x 60	35x 55	40x 50	45x 45	40x 55	45x 50	40x 60	45x 55	50x 50
Diameter of Cylinder	17	17	17	17	17	17	17	17	17
Height of Cylinder	33	33	33	33	33	33	33	33	33
Width of Cylinder	10	10	10	10	10	10	10	10	10

PRODUCT CODE

- L16046 - 60mm - 30/30 NP KD
- L16047 - 60mm - 30/30 PB KD
- L16048 - 70mm - 30/40 NP KD
- L16049 - 70mm - 30/40 PB KD
- L16050 - 70mm - 35/35 NP KD
- L16051 - 70mm - 35/35 PB KD
- L16052 - 75mm - 35/40 NP KD
- L16053 - 75mm - 35/40 PB KD
- L16054 - 80mm - 30/50 NP KD
- L16055 - 80mm - 30/50 PB KD
- L16056 - 80mm - 35/45 NP KD
- L16057 - 80mm - 35/45 PB KD
- L16058 - 80mm - 40/40 NP KD
- L16059 - 80mm - 40/40 PB KD
- L16060 - 85mm - 35/50 NP KD
- L16061 - 85mm - 35/50 PB KD
- L16062 - 85mm - 40/45 NP KD
- L16063 - 85mm - 40/45 PB KD
- L16064 - 90mm - 30/60 NP KD
- L16065 - 90mm - 30/60 PB KD
- L16066 - 90mm - 35/55 NP KD
- L16067 - 90mm - 35/55 PB KD
- L16068 - 90mm - 40/50 NP KD
- L16069 - 90mm - 40/50 PB KD
- L16070 - 90mm - 45/45 NP KD
- L16071 - 90mm - 45/45 PB KD
- L16193 - 95mm - 40/55 NP KD
- L16194 - 95mm - 40/55 PB KD
- L16195 - 95mm - 45/50 NP KD
- L16196 - 95mm - 45/50 PB KD
- L16072 - 100mm - 40/60 NP KD
- L16073 - 100mm - 40/60 PB KD
- L16074 - 100mm - 45/55 NP KD
- L16096 - 100mm - 45/55 PB KD
- L16075 - 100mm - 50/50 NP KD
- L16076 - 100mm - 50/50 PB KD

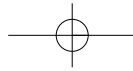


Cylinders

- Over 135,000 cylinders in stock
- Over 220 cylinder types
- 5 & 6 pin systems
- KD, KA, MK or 0 bitted



Everyday Affordable Security



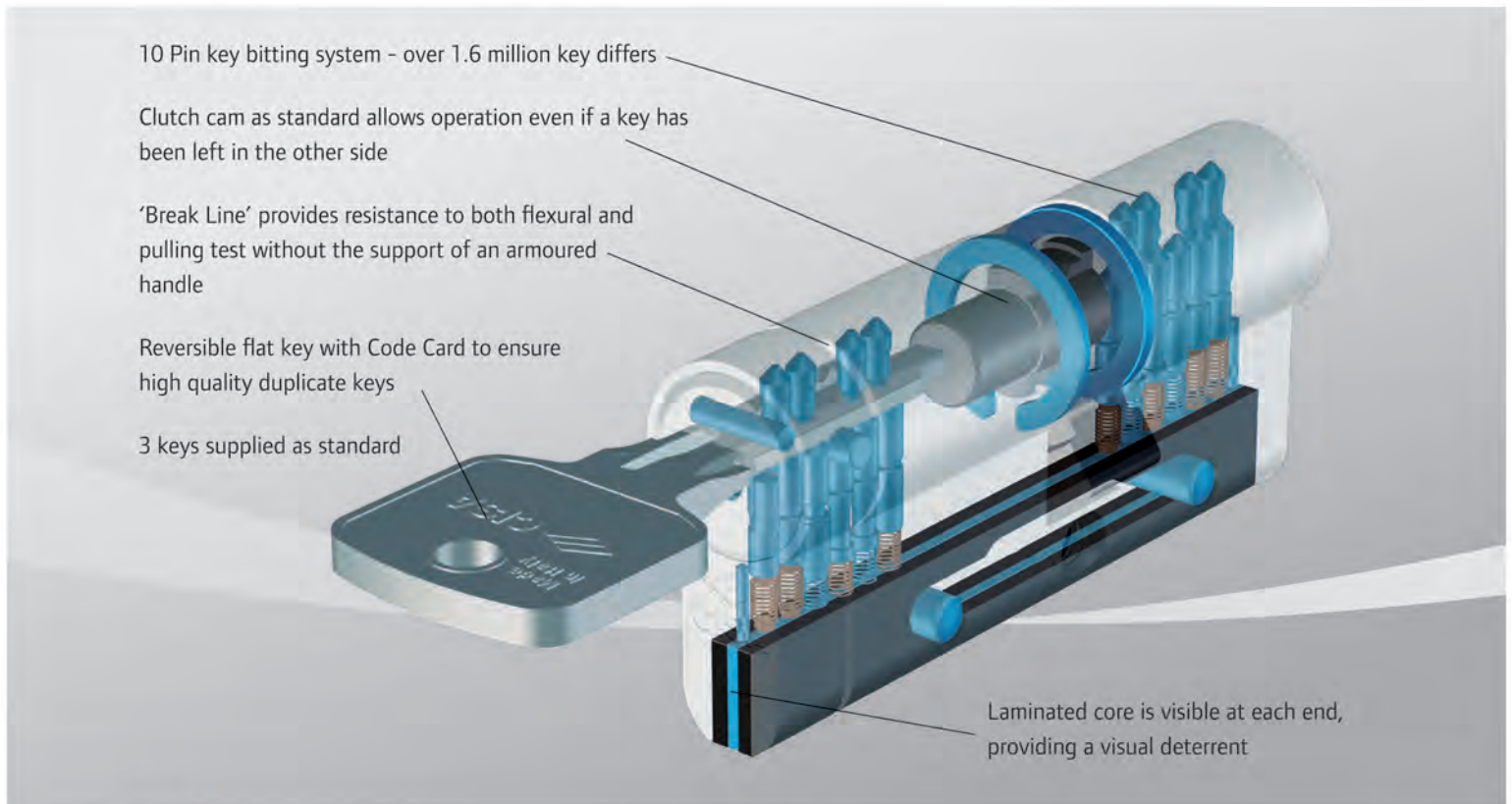
CISA

CISA Astral S 24 Cylinder

Enhanced security for PVCu and composite doors

The new CISA Astral S 24 cylinder from Ingersoll Rand Security Technologies has been designed to comply with Clause A parts 1 & 2 of the PAS 24:2007 Enhanced Security for Door Systems Standard, straight from the box.

Given its many security features, the CISA Astral S 24 is an ideal solution for all PVCu and composite doors, helping manufacturers to achieve the latest standard without the need for extra door preparation and expensive armoured lever handles or cylinder guards.



Patented laminated steel core provides 'Snap Resistance'



BKP Bump resistant device fitted as standard



'Anti-drill' configuration for additional attack resistance



DIN standard steel cam provides 'Push Resistance'



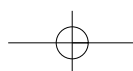
Special driver profile provides 'Pick Resistance'



BSI Kitemarked to guarantee quality and safety



For further information please call - 01922 707400 or visit www.security.ingersollrand.com/bumpandsnap



Cylinders Double Euro

Cisa Astral S QD Euro Double Cylinder

Finish : Nickel plated or polished brass
 Mechanism : 10 pin
 Keys Supplied : 3
 Keyed Alike : In-house
 Masterkeyed : Ex works
 Packed Quantity : 12

FEATURES

- Supplied c/w cylinder retaining screw.



	70mm	90mm	95mm	100mm	100mm
Overall Length	70	90	95	100	100
Size to Centre Cam	35x 35	40x 50	45x 50	40x 60	45x 55
Diameter of Cylinder	17	17	17	17	17
Height of Cylinder	33	33	33	33	33
Width of Cylinder	10	10	10	10	10

PRODUCT CODE

- L17765 - 70mm - 35/35 NP KD QDI
- L17770 - 70mm - 35/35 PB KD QDI
- L17766 - 90mm - 40/50 NP KD QDI
- L17771 - 90mm - 40/50 PB KD QDI
- L17767 - 95mm - 45/50 NP KD QDI
- L17772 - 95mm - 45/50 PB KD QDI
- L17769 - 100mm - 40/60 NP KD QDI
- L17774 - 100mm - 40/60 PB KD QDI
- L17768 - 100mm - 45/55 NP KD QDI
- L17773 - 100mm - 45/55 PB KD QDI

Era 5-Pin Euro Double Cylinder

Finish : Polished brass or satin chrome
 Mechanism : 5 pin
 Keys Supplied : 3
 Keyed Alike : In-house
 Masterkeyed : N/A
 Packed Quantity : 10

FEATURES

- Supplied c/w cylinder retaining screw.



	60mm	70mm	75mm
Overall Length	60	70	75
Size to Centre Cam	30x 30	30x 40	30x 45
Diameter of Cylinder	17	17	17
Height of Cylinder	33	33	33
Width of Cylinder	10	10	10

PRODUCT CODE

- L14105 - 60mm - 30/30 PB KD
- L14104 - 60mm - 30/30 SC KD
- L14109 - 70mm - 30/40 PB KD
- L14108 - 70mm - 30/40 SC KD
- L14110 - 75mm - 30/45 SC KD

Cylinders Double Euro



Era 6 Pin Euro Double Cylinder

Finish : Polished brass or satin chrome
 Mechanism : 6 pin
 Keys Supplied : 3
 Keyed Alike : In-house
 Masterkeyed : N/A
 Packed Quantity : 10

FEATURES

- Supplied c/w cylinder retaining screw.



	70mm	75mm	80mm	80mm	85mm	85mm	90mm	90mm
Overall Length	70	75	80	80	85	85	90	90
Size to Centre Cam	35x 35	35x 40	35x 45	40x 40	35x 50	40x 45	35x 55	40x 50
Diameter of Cylinder	17	17	17	17	17	17	17	17
Height of Cylinder	33	33	33	33	33	33	33	33
Width of Cylinder	10	10	10	10	10	10	10	10

	90mm	95mm	95mm	100mm	100mm	100mm	120mm
Overall Length	90	95	95	100	100	100	120
Size to Centre Cam	45x 45	40x 55	45x 50	40x 60	45x 55	50x 50	55x 65
Diameter of Cylinder	17	17	17	17	17	17	17
Height of Cylinder	33	33	33	33	33	33	33
Width of Cylinder	10	10	10	10	10	10	10

PRODUCT CODE

- LI4113 - 70mm - 35/35 PB KD
- LI4112 - 70mm - 35/35 SC KD
- LI4238 - 75mm - 35/40 PB KD
- LI4114 - 75mm - 35/40 SC KD
- LI4116 - 80mm - 35/45 PB KD
- LI4115 - 80mm - 35/45 SC KD
- LI4122 - 80mm - 40/40 PB KD
- LI4121 - 80mm - 40/40 SC KD
- LI4118 - 85mm - 35/50 PB KD
- LI4117 - 85mm - 35/50 SC KD
- LI4124 - 85mm - 40/45 PB KD
- LI4123 - 85mm - 40/45 SC KD
- LI4120 - 90mm - 35/55 PB KD
- LI4119 - 90mm - 35/55 SC KD
- LI4126 - 90mm - 40/50 PB KD
- LI4125 - 90mm - 40/50 SC KD
- LI4132 - 90mm - 45/45 PB KD
- LI4131 - 90mm - 45/45 SC KD
- LI4128 - 95mm - 40/55 PB KD
- LI4127 - 95mm - 40/55 SC KD
- LI4135 - 95mm - 45/50 PB KD
- LI4136 - 95mm - 45/50 SC KD
- LI4130 - 100mm - 40/60 PB KD
- LI4129 - 100mm - 40/60 SC KD
- LI4137 - 100mm - 45/55 PB KD
- LI4138 - 100mm - 45/55 SC KD
- LI4134 - 100mm - 50/50 PB KD
- LI4133 - 100mm - 50/50 SC KD
- LI4437 - 120mm - 55/65 SC KD

ASSOCIATED PRODUCTS

- LI5736 - ER2 Silca (Era 6 Pin Copy)

Legge Legge 802 Euro Double Cylinder

Finish : Satin chrome or polished brass
 Mechanism : 5 pin
 Keys Supplied : 3
 Keyed Alike : Works
 Masterkeyed : Works
 Packed Quantity : 5

FEATURES

- Supplied c/w cylinder retaining screw.



Overall Length	70
Size to Centre Cam	35x 35
Diameter of Cylinder	17
Height of Cylinder	33
Width of Cylinder	10

PRODUCT CODE

- 3596 - 70mm - 35/35 PB KD
- 9790 - 70mm - 35/35 SC KD

ASSOCIATED PRODUCTS

- 5689 - LEG1 Copy
- 1534 - BKB61 Genuine

Cylinders Double Euro



Union 2x18 Euro Double Cylinder

- Finish : Polished & lacquered or satin chrome
- Mechanism : 5 pin
- Keys Supplied : 3
- Keyed Alike : Ex-stock & in-house
- Masterkeyed : Ex-stock
- Packed Quantity : 10

FEATURES

- Keyed alike and Masterkeyed suites from stock.
- Supplied c/w cylinder retaining screw.



	65mm	73mm	85mm
Overall Length	65	73	85
Size to Centre Cam	32.5x 32.5	36.5x 36.5	42.5x 42.5
Diameter of Cylinder	17	17	17
Height of Cylinder	33	33	33
Width of Cylinder	10	10	10

PRODUCT CODE

- L10610 - 65mm - 32.5/32.5 PL KA
- 10449 - 65mm - 32.5/32.5 SC KA
- 3221 - 65mm - 32.5/32.5 SC KD
- L10612 - 73mm - 36.5/36.5 PL KA
- L8504 - 73mm - 36.5/36.5 PL KD
- L10611 - 73mm - 36.5/36.5 SC KA
- L5557 - 73mm - 36.5/36.5 SC KD
- L5558 - 85mm - 42.5/42.5 SC KD

ASSOCIATED PRODUCTS

- 3474 - CABD Masterkey
- 9636 - HL JG Masterkey
- 4620 - HSSM Masterkey

BLANKS

- 4035 - KB502B Genuine
- 6228 - UNI3 Copy

MASTERKEY BLANKS

- 7464 - KB908 CABD Genuine
- 7459 - KB904 HL JG Genuine
- 7471 - KB902 HSSM Genuine



Union Kitemarked Euro Double Cylinders

- Finish : Satin chrome
- Mechanism : 6 pins
- Keys Supplied : 2
- Keyed Alike : Works
- Masterkeyed : Works
- Packed Quantity : 10

FEATURES

- Kitemarked license KM532920.
- BS EN 1303:2005.
- Suitable for 60 minute fire doors.
- Bump resistant.
- Drill resistant.
- Pick resistant.
- UK manufactured.



	70mm	75mm	80mm	80mm	85mm	85mm	90mm
Overall Length	70	75	80	80	85	85	90
Size to Centre Cam	35x 35	35x 40	35x 45	40x 40	35x 50	40x 45	35x 55
Diameter of Cylinder	17	17	17	17	17	17	17
Height of Cylinder	33	33	33	33	33	33	33
Width of Cylinder	10	10	10	10	10	10	10

	90mm	90mm	95mm	95mm	100mm	100mm
Overall Length	90	90	95	95	100	100
Size to Centre Cam	40x 50	45x 45	40x 55	45x 50	40x 60	45x 55
Diameter of Cylinder	17	17	17	17	17	17
Height of Cylinder	33	33	33	33	33	33
Width of Cylinder	10	10	10	10	10	10

PRODUCT CODE

- L17268 - 70mm - 35/35 SC KD
- L17270 - 75mm - 35/40 SC KD
- L17269 - 80mm - 35/45 SC KD
- L17273 - 80mm - 40/40 SC KD
- L17271 - 85mm - 35/50 SC KD
- L17274 - 85mm - 40/45 SC KD
- L17272 - 90mm - 35/55 SC KD
- L17275 - 90mm - 40/50 SC KD
- L17278 - 90mm - 45/45 SC KD
- L17276 - 95mm - 40/55 SC KD
- L17279 - 95mm - 45/50 SC KD
- L17277 - 100mm - 40/60 SC KD
- L17280 - 100mm - 45/55 SC KD

Cylinders Double Euro / Double Oval



Yale 22626 Euro Double Cylinder

Finish : Nickel plated
 Mechanism : 5 pin
 Keys Supplied : 2
 Keyed Alike : Ex-stock & in-house
 Masterkeyed : Works
 Packed Quantity : 10

FEATURES

- Keyed alike suite from stock.
- Supplied c/w cylinder retaining screw.



L420

Overall Length	62
Size to Centre Cam	31x 31
Diameter of Cylinder	17
Height of Cylinder	33
Width of Cylinder	10

PRODUCT CODE

L420 - 62mm - 31/31 NP KA

ASSOCIATED PRODUCTS

4978 - 8B Genuine
 6392 - YA1E Copy

Double Cylinders - Oval



Asec 5 Pin Oval Double Cylinder

Finish : Polished brass or nickel plated
 Mechanism : 5 pin
 Keys Supplied : 3
 Keyed Alike : In-house
 Packed Quantity : Outer - 10 boxed
 Inner - 1 boxed

FEATURES

- Supplied c/w cylinder retaining screw.



ASI172

	60mm	70mm	80mm
Overall Length	60	70	80
Size to Centre Cam	30x 30	35x 35	40x 40
Diameter of Cylinder	18	18	18
Height of Cylinder	32	32	32
Width of Cylinder	18	18	18

PRODUCT CODE

ASI172 - 60mm - 30/30 NP KD
 ASI367 - 60mm - 30/30 PB KD
 ASI173 - 70mm - 35/35 NP KD
 ASI368 - 70mm - 35/35 PB KD
 ASI192 - 80mm - 40/40 NP KD

BLANKS

ASI199 - Asec Cylinder Blank
 L13215 - Asec1 Blank (Pack Qty 50)



Asec 6 Pin Oval Double Cylinder

Finish : Nickel plated or polished brass
 Mechanism : 6 pin
 Keys Supplied : 3
 Keyed Alike : In-house
 Masterkeyed : In-house
 Packed Quantity : Outer - 10 boxed
 Inner - 1 boxed

FEATURES

- Supplied c/w cylinder retaining screw.



ASI431

Overall Length	70
Size to Centre Cam	35x 35
Diameter of Cylinder	18
Height of Cylinder	32
Width of Cylinder	18

PRODUCT CODE

ASI431 - 70mm - 35/35 NP KD
 ASI432 - 70mm - 35/35 PB KD

Cylinders Double Oval



Asec 6 Pin Oval Double Cylinder - 2 Bitted

Finish : Nickel plated or polished brass
 Mechanism : 6 pin
 Keys Supplied : 3
 Keyed Alike : In-house
 Masterkeyed : In-house
 Packed Quantity : Outer - 10 boxed
 Inner - 1 boxed

FEATURES

- Available 2 bitted off the shelf for customer self assembly.
- Supplied c/w cylinder retaining screw.



AS1346

Overall Length	70
Size to Centre Cam	35x 35
Diameter of Cylinder	18
Height of Cylinder	32
Width of Cylinder	18

PRODUCT CODE

AS1346 - 70mm - 35/35 NP I Bit
 AS1347 - 70mm - 35/35 PB I Bit

KEYING CHANGES

L14459 - MK KD/KA Single Double
 L14460 - MK - Single
 L14461 - MK - Double
 L14457 - Cut Keys
 L14458 - Cut Master/Sub-Master Keys

BLANKS

AS1384 - Asec 6 Pin Blanks
 AS1385 - Asec MK Blanks



Cisa C2000 Oval Double Cylinder

Finish : Brass or satin chrome
 Mechanism : 5 pin
 Keys Supplied : 3
 Keyed Alike : Ex-stock & In-house
 Masterkeyed : Works
 Packed Quantity : 10

FEATURES

- Keyed alike and Masterkeyed suites from stock.



L2149

	65mm	73mm	86mm
Overall Length	65	73	86
Size to Centre Cam	32.5x 32.5	36.5x 36.5	43x 43
Diameter of Cylinder	18	18	18
Height of Cylinder	32	33	33
Width of Cylinder	18	18	18

PRODUCT CODE

L2145 - 65mm - 32.5/32.5 PB KD
 L2144 - 65mm - 32.5/32.5 SC KD
 L2149 - 73mm - 36.5/36.5 PB KD
 L2148 - 73mm - 36.5/36.5 SC KD
 L15831 - 86mm - 43/43 NP KD
 L15832 - 86mm - 43/43 PB KD

BLANKS

5287 - CS206 Copy



Cisa C2000 Small Oval Double Cylinder

Finish : Nickel plated or polished brass
 Mechanism : 5 pin
 Keys Supplied : 3
 Keyed Alike : Works
 Packed Quantity : 12

FEATURES

- Supplied c/w cylinder retaining screw.
- Suitable for use with small oval cylinder mortise locks such as CISA 44210.



9155

Overall Length	55
Size to Centre Cam	27.5x 27.5
Diameter of Cylinder	13
Height of Cylinder	28
Width of Cylinder	13

PRODUCT CODE

9155 - 55mm - 27.5/27.5 NP KD
 4408 - 55mm - 27.5/27.5 PB KD

BLANKS

5271 - CS7 Silca

Cylinders Double Oval

Cisa Astral Oval Double Cylinder

Finish : Nickel plated or polished brass
 Mechanism : 6 pin
 Keys Supplied : 3
 Keyed Alike : In-house
 Masterkeyed : Works
 Packed Quantity : Outer - 10 boxed
 Inner - 1 boxed

FEATURES

- Available 1 bitted off the shelf for customer self assembly.
- Supplied c/w cylinder retaining screw.



L16316

Overall Length	74
Size to Centre Cam	37x 37
Diameter of Cylinder	18
Height of Cylinder	32
Width of Cylinder	18

PRODUCT CODE

L16316 - 74mm - 37/37 NP KD
 L16317 - 74mm - 37/37 PB KD

Era 5 Pin Oval Double Cylinder

Finish : Satin chrome
 Mechanism : 5 pin
 Keys Supplied : 3
 Keyed Alike : In-house
 Masterkeyed : N/A
 Packed Quantity : 10

FEATURES

- Supplied c/w cylinder retaining screw.



L14085

Overall Length	60
Size to Centre Cam	30x 30
Diameter of Cylinder	18
Height of Cylinder	32
Width of Cylinder	18

PRODUCT CODE


L14085 - 60mm - 30/30 SC KD

Era 6 Pin Oval Double Cylinder

Finish : Satin chrome
 Mechanism : 6 pin
 Keys Supplied : 3
 Keyed Alike : In-house
 Masterkeyed : N/A
 Packed Quantity : 10

FEATURES

- Supplied c/w cylinder retaining screw.



L14086

Overall Length	70
Size to Centre Cam	35x 35
Diameter of Cylinder	18
Height of Cylinder	32
Width of Cylinder	18

PRODUCT CODE

L14086 - 70mm - 35/35 SC KD

Cylinders Double Oval



Union 2x6 Oval Double Cylinder

- Finish : Polished & lacquered brass or satin chrome
- Mechanism : 5 pin
- Keys Supplied : 3
- Keyed Alike : In-house
- Masterkeyed : Works
- Packed Quantity : 6

FEATURES

- Keyed alike and Masterkeyed suites from stock.
- Supplied c/w cylinder retaining screw.



	65mm	74mm	83mm
Overall Length	65	74	83
Size to Centre Cam	32.5x 32.5	37x 37	41.5x 41.5
Diameter of Cylinder	18	18	18
Height of Cylinder	32	32	32
Width of Cylinder	18	18	18

PRODUCT CODE

- 3098 - 65mm - 32.5/32.5 PL KD
- 3119 - 65mm - 32.5/32.5 SC KA
- 3108 - 65mm - 32.5/32.5 SC KD
- L8835 - 74mm - 37/37 PL KA
- L8503 - 74mm - 37/37 PL KD
- 7547 - 74mm - 37/37 SC KA
- 3112 - 74mm - 37/37 SC KD
- L10614 - 83mm - 41.5/41.5 PL KD
- L1411 - 83mm - 41.5/41.5 SC KD

ASSOCIATED PRODUCTS

- 9636 - Masterkey "HLJG" Cylinder
- 4620 - Masterkey "HSSM" Cylinder
- 3474 - Masterkey "CABD" Cylinder

BLANKS

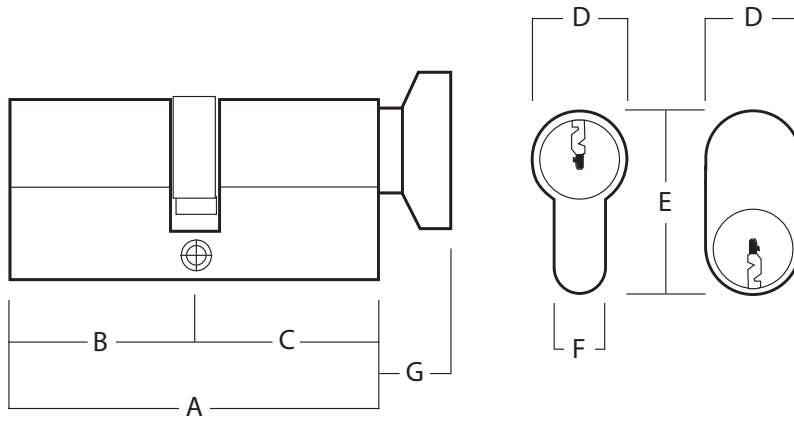
- 4035 - Blank Cylinder KB502B Brass
- 6228 - UNI3 Silca

MASTERKEY BLANKS

- 7464 - Blank 5 Pin KB908 S/S
- 7459 - Blank 5 Pin KB904 S/S
- 7471 - Blank 5 Pin KB902 S/S

Cylinders Key & Turn

Key & Turn - Euro



KEY

- A** Overall Length
- B&C** Size to Centre of Cam (Equal or offset)
- D** Diameter of Cylinder
- E** Height of Cylinder
- F** Width of Cylinder
- G** Projection of Turn



ABUS KE60 Series Euro K&T KD Cylinder

- Finish : Nickel plated
- Mechanism : 6 pin
- Keys Supplied : 3
- Keyed Alike : In-house
- Masterkeyed : Ex stock
- Packed Quantity : 10

FEATURES

- Mushroom pin & paracentric keyway. anti-pick protection.
- Hardened steel anti-drill pins.
- Springs protected by hardened steel pins.
- Pinning kits available.
- Long key neck, fits doors with security escutcheons.



PRODUCT CODE

- L19429 - 40mm - 10 / K30 NP
- L19408 - 60mm - 30 / K30 Visi NP
- L19430 - 65mm - 30 / K35 NP
- L19409 - 70mm - 35 / K35 NP
- L19413 - 70mm - 35 / K35 Visi PB
- L19581 - 70mm - 35 / K35 PB
- L19431 - 75mm - 30 / K45 NP
- L19432 - 75mm - 45 / K30 NP
- L19410 - 80mm - 40 / K40 Visi NP
- L19411 - 90mm - 40 / K50 Visi NP
- L19412 - 100mm - 45 / K55 Visi NP

Overall Length	40	60	65	70	75
Size to Centre Cam	10x 30	30x 30	30x 35	35x 35	30x 45
Diameter of Cylinder	17	17	17	17	17
Height of Cylinder	33	33	33	33	33
Width of Cylinder	10	10	10	10	10

Overall Length	75	80	90	100
Size to Centre Cam	45x 30	40x 40	40x 50	45x 55
Diameter of Cylinder	17	17	17	17
Height of Cylinder	33	33	33	33
Width of Cylinder	10	10	10	10

Cylinders Key & Turn



ABUS KE60 Series Euro K&T "0" Bitted Cylinder

Finish : Nickel plated or polished brass
 Mechanism : 6 pin
 Keys Supplied : 3
 Keyed Alike : Ex stock
 Packed Quantity : 10

FEATURES

- Mushroom pin & paracentric keyway, anti-pick protection.
- Hardened steel anti-drill spring & pins.
- Pinning kits available.
- Long key neck, fits doors with security escutcheons.



Overall Length	60	65	70	75
Size to Centre Cam	30x 30	30x 35	35x 35	30x 45
Diameter of Cylinder	17	17	17	17
Height of Cylinder	33	33	33	33
Width of Cylinder	10	10	10	10

Overall Length	75	80	90	100
Size to Centre Cam	45x 30	40x 40	40x 50	45x 55
Diameter of Cylinder	17	17	17	17
Height of Cylinder	33	33	33	33
Width of Cylinder	10	10	10	10

PRODUCT CODE

- L19453 - 60mm - 30 / K30 NP
- L19454 - 65mm - 30 / K35 NP
- L19456 - 70mm - 35 / K35 NP
- L19461 - 70mm - 35 / K35 PB
- L19455 - 75mm - 30 / K45 NP
- L19459 - 75mm - 45 / K30 NP
- L19457 - 80mm - 40 / K40 NP
- L19458 - 90mm - 40 / K50 NP
- L19460 - 100mm - 45 / K55 NP



5 Pin Euro K&T Cylinder

Finish : Polished brass or nickel plated
 Mechanism : 5 pin
 Keys Supplied : 3
 Keyed Alike : In-house
 Packed Quantity : Outer - 10 boxed
 Inner - 1 boxed

FEATURES

- Supplied c/w cylinder retaining screw.



	60mm	70mm	80mm	80mm	80mm	85mm	85mm
Overall Length	60	70	80	80	80	85	85
Size to Centre Cam	30x 30	35x 35	35x K45	40x 40	45x K35	40x K45	45x K40
Diameter of Cylinder	17	17	17	17	17	17	17
Height of Cylinder	33	33	33	33	33	33	33
Width of Cylinder	10	10	10	10	10	10	10

	90mm	90mm	90mm	90mm	100mm	100mm
Overall Length	90	90	90	90	100	100
Size to Centre Cam	35x K55	40x K50	50x K40	55x K35	40x K60	60x K40
Diameter of Cylinder	17	17	17	17	17	17
Height of Cylinder	33	33	33	33	33	33
Width of Cylinder	10	10	10	10	10	10

PRODUCT CODE

- ASI 169 - 60mm - 30/30 NP KD
- ASI 170 - 70mm - 35/35 NP KD
- ASI 197 - 70mm - 35/35 PB KD
- ASI 399 - 80mm - 35/K45 NP KD
- ASI 401 - 80mm - 35/K45 PB KD
- ASI 191 - 80mm - 40/40 NP KD
- ASI 198 - 80mm - 40/40 PB KD
- ASI 398 - 80mm - 45/K35 NP KD
- ASI 400 - 80mm - 45/K35 PB KD
- ASI 402 - 85mm - 40/K45 NP KD
- ASI 404 - 85mm - 40/K45 PB KD
- ASI 403 - 85mm - 45/K40 NP KD
- ASI 405 - 85mm - 45/K40 PB KD
- ASI 391 - 90mm - 35/K55 NP KD
- ASI 394 - 90mm - 40/K50 NP KD
- ASI 396 - 90mm - 40/K50 PB KD
- ASI 395 - 90mm - 50/K40 NP KD
- ASI 397 - 90mm - 50/K40 PB KD
- ASI 390 - 90mm - 55/K35 NP KD
- ASI 392 - 90mm - 55/K35 PB KD
- ASI 386 - 100mm - 40/K60 NP KD
- ASI 388 - 100mm - 40/K60 PB KD
- ASI 387 - 100mm - 60/K40 NP KD
- ASI 389 - 100mm - 60/K40 PB KD

BLANKS

- ASI 199 - Blank AS 5-Pin Cylinder
- LI 3215 - Asec1 Silca

Cylinders Key & Turn



Asec 6-Pin Euro K&T Cylinder

- Finish : Nickel plated or polished brass
- Mechanism : 6 pin
- Keys Supplied : 3
- Keyed Alike : In-house
- Masterkeyed : In-house
- Packed Quantity : 10

FEATURES

- Supplied c/w cylinder retaining screw.



ASI424

	70mm	80mm
Overall Length	70	80
Size to Centre Cam	35x 35	35x K45
Diameter of Cylinder	17	17
Height of Cylinder	33	33
Width of Cylinder	10	10

PRODUCT CODE

- ASI422 - 70mm - 35/K35 NP KD
- ASI423 - 70mm - 35/K35 PB KD
- ASI424 - 80mm - 40/K40 NP KD
- ASI425 - 80mm - 40/K40 PB KD



Asec 6-Pin Euro K&T Cylinder - 2 Bitted

- Finish : Nickel plated or polished brass
- Mechanism : 6 pin
- Keys Supplied : 3
- Keyed Alike : In-house
- Masterkeyed : In-house
- Packed Quantity : Outer - 10 boxed
Inner - 1 boxed

FEATURES

- Available 1 bitted off the shelf for customer self assembly.
- Supplied c/w cylinder retaining screw.



ASI307

	70mm	80mm
Overall Length	70	80
Size to Centre Cam	35x K35	40x K40
Diameter of Cylinder	17	17
Height of Cylinder	33	33
Width of Cylinder	10	10

PRODUCT CODE

- ASI307 - 70mm NP - 35/K35 I Bit
- ASI308 - 70mm PB - 35/K35 I Bit
- ASI310 - 80mm NP - 40/K40 I Bit
- ASI311 - 80mm PB - 40/K40 I Bit

KEYING CHARGES

- L14459 - MK - KD/KA Single Double
- L14460 - MK - Single
- L14461 - MK - Double
- L14457 - Cut Keys
- L14458 - Cut Master/Sub-Master Keys

BLANKS

- ASI385 - Asec MK Blanks
- ASI384 - Asec 6-Pin Blanks

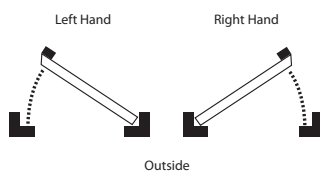


Banham L112 Euro Cylinder

- Finish : Chrome plated
- Mechanism : 6 pin
- Keys Supplied : 2
- Keyed Alike : Works
- Masterkeyed : Works
- Packed Quantity : 1
- Handing : Right hand illustrated, see diagram
- Note: Stocked at London branch only

FEATURES

- Supplied c/w registration card and cylinder guard.
- Duplicate keys should be obtained from Banham Patent Locks Ltd.
- For use with Banham security rim nightlatch (See Rim Lock section).



L1330

Overall Length	107
Size to Centre Cam	35
Diameter of Cylinder	17
Height of Cylinder	33
Width of Cylinder	10

PRODUCT CODE

- L13300 - 107mm CP 36/71 KD LH
- L13301 - 107mm CP 36/71 KD RH
- L13303 - 107mm PB 36/71 KD RH
- L13302 - 107mm PB 36/71 KD LH

Cylinders Key & Turn



Banham S464 Euro K&T Cylinder

Finish : Polished brass or satin chrome
 Mechanism : 6 pin
 Keys Supplied : 4
 Keyed Alike : Works
 Masterkeyed : Works
 Packed Quantity : 1
 Note: Stocked at London only

FEATURES

- Duplicate keys should be obtained from Banham patent locks.
- Supplied c/w cylinder retaining screw.



L13304

Overall Length	72
Size to Centre Cam	36x 36
Diameter of Cylinder	17
Height of Cylinder	33
Width of Cylinder	10

PRODUCT CODE

L13304 - 72mm 36/36 PB KD
 L13305 - 72mm 36/36 SC KD



Cisa C2000 Euro K&T Cylinder

Finish : Nickel plated or polished brass
 Mechanism : 5 pin
 Keys Supplied : 2
 Keyed Alike : Ex stock & in-house
 Masterkeyed : Works
 Packed Quantity : 10

FEATURES

- Supplied c/w cylinder retaining screw.



L15825

	60mm	65mm	70mm	80mm	80mm
Overall Length	60	65	70	80	80
Size to Centre Cam	30x K30	30x K35	35x K35	35x K45	40x K40
Diameter of Cylinder	17	17	17	17	17
Height of Cylinder	33	33	33	33	33
Width of Cylinder	10	10	10	10	10

	80mm	85mm	90mm	95mm	100mm
Overall Length	80	85	90	95	100
Size to Centre Cam	45x K35	45x K40	40x K50	40x K55	45x K55
Diameter of Cylinder	17	17	17	17	17
Height of Cylinder	33	33	33	33	33
Width of Cylinder	10	10	10	10	10

PRODUCT CODE

L15811 - 60mm - 30/K30 NP KD
 L15812 - 60mm - 30/K30 PB KD
 L2786 - 65mm - 30/K35 PB KD
 L3127 - 70mm - 35/K35 NP KD
 L3128 - 70mm - 35/K35 PB KD
 L15813 - 80mm - 35/K45 NP KD
 L15814 - 80mm - 35/K45 PB KD
 L15815 - 80mm - 40/K40 NP KD
 L15816 - 80mm - 40/K40 PB KD
 L15817 - 80mm - 45/K35 NP KD
 L15818 - 80mm - 45/K35 PB KD
 L15819 - 85mm - 45/K40 NP KD
 L15820 - 85mm - 45/K40 PB KD
 L15821 - 90mm - 40/K50 NP KD
 L15822 - 90mm - 40/K50 PB KD
 L15823 - 95mm - 40/K55 NP KD
 L15824 - 95mm - 40/K55 PB KD
 L15825 - 100mm - 45/K55 NP KD
 L15826 - 100mm - 45/K55 PB KD

ASSOCIATED PRODUCTS

5287 - CS206 Silca

Cylinders Key & Turn

CISA Cisa C2000 Euro K&T Cylinder - 0 Bitted

Finish : Nickel plated
 Mechanism : 5
 Keys Supplied : 2
 Keyed Alike : In-house
 Masterkeyed : Works
 Packed Quantity : 10

FEATURES

- Zero bitted off the shelf for customer assembly.
- Supplied c/w cylinder retaining screw.



L15846

	60mm	70mm
Overall Length	60	70
Size to Centre Cam	30x K30	35x K35
Diameter of Cylinder	17	17
Height of Cylinder	33	33
Width of Cylinder	10	10

PRODUCT CODE

L15846 - 60mm NP 30/K30 I Bit
 L15852 - 70mm NP 35/K35 I Bit

CISA Cisa Astral Euro K&T Cylinder

Finish : Nickel plated or polished brass
 Mechanism : 10
 Keys Supplied : 3
 Keyed Alike : In-house
 Masterkeyed : Works
 Packed Quantity : 12

FEATURES

- Supplied c/w cylinder retaining screw.



L16036

	60mm	70mm	80mm
Overall Length	60	70	80
Size to Centre Cam	30x K30	35x K35	40x K40
Diameter of Cylinder	17	17	17
Height of Cylinder	33	33	33
Width of Cylinder	10	10	10

PRODUCT CODE

L16036 - 60mm NP - 30/K30 KD
 L16037 - 60mm PB - 30/K30 KD
 L16038 - 70mm NP - 35/K35 KD
 L16039 - 70mm PB - 35/K35 KD
 L16040 - 80mm NP - 40/K40 KD
 L16041 - 80mm PB - 40/K40 KD

ERA Era 5 Pin Euro K&T Cylinder

Finish : Satin chrome
 Mechanism : 5 pin
 Keys Supplied : 2
 Keyed Alike : In-house
 Masterkeyed : N/A
 Packed Quantity : 10

FEATURES

- Ideal for locations that require controlled access from one direction and easy access from another.



L14304

Overall Length	60
Size to Centre Cam	30x K30
Diameter of Cylinder	17
Width of Cylinder	33
Height of Cylinder	10

PRODUCT CODE

L14304 - 60mm - 30/K30 SC KD

ASSOCIATED PRODUCTS

L14439 - Blank 650-56 Genuine 5 Pin Era

Cylinders Key & Turn




Era 6-Pin Euro K&T Cylinder

Finish : Polished brass or satin chrome
 Mechanism : 6 pin
 Keys Supplied : 3
 Keyed Alike : In-house
 Masterkeyed : N/A
 Packed Quantity : 10

FEATURES

- Supplied c/w cylinder retaining screw.



L14139

Overall Length	70
Size to Centre Cam	35x K35
Diameter of Cylinder	17
Width of Cylinder	33
Height of Cylinder	10

PRODUCT CODE

L14139 - 70mm PB - 35/K35 KD
 L14140 - 70mm SC - 35/K35 KD

ASSOCIATED PRODUCTS

L15736 - ER2 Silca (Era 6 Pin Copy)



Kaba KV519.200 K&T Cylinder

Finish : Polished brass
 Keys Supplied : 2
 Keyed Alike : Works
 Masterkeyed : Works
 Packed Quantity : 1

FEATURES

- Registered special key section.
- Supplied c/w registration card and cylinder retaining screw.
- Duplicate keys must be obtained from KABA (UK) Ltd and will only be issued upon receipt of a written order bearing authorised signature(s).



2031

Overall Length	70
Size to Centre Cam	35x 35
Diameter of Cylinder	17
Height of Cylinder	33
Width of Cylinder	10
Projection of Turn	21

PRODUCT CODE

2031 - 70mm SC - 35/K35 KD

Legge Legge 803 Euro K&T Cylinder

Finish : Polished brass or satin chrome
 Mechanism : 5 pin
 Keys Supplied : 3
 Keyed Alike : In-house
 Masterkeyed : Works
 Packed Quantity : 5

FEATURES

- Supplied c/w cylinder retaining screw.



4676

Overall Length	70
Size to Centre Cam	35x K35
Diameter of Cylinder	17
Height of Cylinder	33
Width of Cylinder	10
Projection of Turn	21

PRODUCT CODE

4679 - 70mm - PB 35/K35 KD
 4676 - 70mm - SC 35/K35 KD

ASSOCIATED PRODUCTS

1534 - BKB61 Genuine
 5689 - LEG1 Copy

Cylinders Key & Turn



Union 2x19 Euro K&T Cylinder

- Finish : Polished & lacquered or satin chrome
- Mechanism : 5 pin
- Keys Supplied : 3
- Keyed Alike : Ex stock & inhouse
- Masterkeyed : Ex stock
- Packed Quantity : 10

FEATURES

- Supplied c/w cylinder retaining screw.



L10607

	65mm	74mm	83mm
Overall Length	65	74	83
Size to Centre Cam	32.5x K32.5	37x K37	41.5x K41.5
Diameter of Cylinder	17	17	17
Height of Cylinder	33	33	33
Width of Cylinder	10	10	10
Projection of Turn	18	18	18

PRODUCT CODE

- L10607 - 65mm PL 32.5/K32.5 KA
- L294 - 65mm SC 32.5/K32.5 KA
- 3225 - 65mm SC 32.5/K32.5 KD
- L10609 - 74mm PL 37/K37 KA
- L8505 - 74mm PL 37/K37 KD
- L10608 - 74mm SC 37/K37 KA
- L5559 - 74mm SC 37/K37 KD
- L11681 - 74mm SC 37/K37 MKCABD
- L11683 - 74mm SC 7/K37 MKHLJG
- L11682 - 74mm SC 37/K37 MKHSSM
- L5560 - 83mm SC 41.5/K41.5 KD

ASSOCIATED PRODUCTS

- 3474 - CABD Masterkey
- 9636 - HL JG Masterkey
- 4620 - HSSM Masterkey

BLANKS

- 4035 - KB502B Genuine
- 6228 - UNI3 Copy

MASTERKEY BLANKS

- 7464 - KB908 CABD Genuine
- 7459 - KB904 HL JG Genuine
- 7471 - KB902 HSSM Genuine




Zone 1400 K&T Cylinder

- Finish : Polished brass
- Mechanism : 5 pin
- Keys Supplied : 3
- Keyed Alike : In-house
- Masterkeyed : N/A
- Packed Quantity : 10

FEATURES

- Supplied c/w cylinder retaining screw.



L9002

Overall Length	60	Height of Cylinder	33
Size to Centre Cam	30x 30	Width of Cylinder	10
Diameter of Cylinder	17	Projection of Turn	22

PRODUCT CODE

- L9002 - 60mm PB 30/K30 KD

ASSOCIATED PRODUCTS

- L8955 - KB112 Genuine
- 6392 - YAIE Copy

Key & Turn - Oval



Asec 5 Pin Oval K&T Cylinder

- Finish : Nickel plated or polished brass
- Mechanism : 5 pin
- Keys Supplied : 3
- Keyed Alike : In-house
- Packed Quantity : Outer - 10 boxed
Inner - 1 boxed

FEATURES

- Supplied c/w cylinder retaining screw.



AS1175

	60mm	70mm
Overall Length	60	70
Size to Centre Cam	30x K30	35x K35
Diameter of Cylinder	17	17
Height of Cylinder	33	33
Width of Cylinder	10	10

PRODUCT CODE

- AS1174 - 60mm NP - 30/K30 KD
- AS1175 - 70mm NP - 35/K35 KD
- AS1372 - 70mm PB - 35/K35 KD

ASSOCIATED PRODUCTS

- L13215 - Asec1 Silca
- AS1199 - Blank AS 5-Pin Cylinder

Cylinders Key & Turn



Asec 6 Pin Oval K&T Cylinder

Finish : Nickel plated or polished brass
 Mechanism : 6 pin
 Keys Supplied : 3
 Keyed Alike : In-house
 Packed Quantity : Outer - 10 boxed
 Inner - 1 boxed

FEATURES

- Supplied c/w cylinder retaining screw.



ASI426

Overall Length	70
Size to Centre Cam	35x K35
Diameter of Cylinder	18
Height of Cylinder	32
Width of Cylinder	18

PRODUCT CODE

ASI426 - 70mm NP 35/K35 KD
 ASI427 - 70mm PB 35/K35 KD



Asec 6-Pin Oval K&T Cylinder - 2 Bitted

Finish : Nickel plated or polished brass
 Mechanism : 6 pin
 Keys Supplied : 3
 Keyed Alike : In-house
 Masterkeyed : N/A
 Packed Quantity : Outer - 10 boxed
 Inner - 1 boxed

FEATURES

- Available 1 bitted off the shelf for customer self assembly.
- Supplied c/w cylinder retaining screw.



ASI340

	70mm	80mm
Overall Length	70	80
Size to Centre Cam	35x K35	40x K40
Diameter of Cylinder	18	18
Height of Cylinder	32	32
Width of Cylinder	18	18

PRODUCT CODE

ASI340 - 70mm - 35/K35 NP I Bit
 ASI341 - 70mm - 35/K35 PB I Bit
 ASI343 - 80mm - 40/K40 NP I Bit
 ASI344 - 80mm - 40/K40 PB I Bit

KEYING CHARGES

L14459 - MK KD/KA Single Double
 L14460 - MK - Single
 L14461 - MK - Double
 L14457 - Cut Keys
 L14458 - Cut Master/Sub-Master Keys

BLANKS

ASI385 - Asec MK Blanks
 ASI384 - Asec 6-Pin Blanks



Cisa C2000 Oval K&T Cylinder

Finish : Polished brass or sastin chrome
 Mechanism : 5 pin
 Keys Supplied : 3
 Keyed Alike : In-house
 Masterkeyed : Works
 Packed Quantity : 6

FEATURES

- Supplied c/w cylinder retaining screw.



L2181

	66mm	74mm	86mm
Overall Length	66	74	86
Size to Centre Cam	33x K33	37x K37	43x K43
Diameter of Cylinder	18	18	18
Height of Cylinder	32	32	32
Width of Cylinder	18	18	18
Projection of Turn	22	22	22

PRODUCT CODE

L2181 - 66mm - 33/K33 PB KD
 L2180 - 66mm - 33/K33 SC KD
 L2185 - 74mm - 37/K37 PB KD
 L2184 - 74mm - 37/K37 SC KD
 L2189 - 86mm - 43/K43 PB KD
 L2188 - 86mm - 43/K43 SC KD

BLANKS

5287 - CS206 Silca

Cylinders Key & Turn

CISA Cisa C2000 Small Oval K&T Cylinder

Finish : Nickel plated or polished brass
 Mechanism : 5 pin
 Keys Supplied : 3
 Keyed Alike : Works
 Packed Quantity : 6

FEATURES

- Supplied c/w cylinder retaining screw.
- Suitable for use with small oval cylinder mortice locks such as CISA 44210.



7859

Overall Length	55
Size to Centre Cam	27.5
Diameter of Cylinder	13
Height of Cylinder	28
Width of Cylinder	-
Projection of turn	29

PRODUCT CODE

7859 - 55mm NP - 27.5/27.5 KD
 7860 - 55mm PB - 27.5/27.5 KD

BLANKS

5271 - CS7 Silca

CISA Cisa Astral Oval K&T Cylinder

Finish : Nickel plated or polished brass
 Mechanism : 10 pin
 Keys Supplied : 3
 Keyed Alike : In-house
 Packed Quantity : 12

FEATURES

- Supplied c/w cylinder retaining screw.



L16320

Overall Length	74
Size to Centre Cam	37x K37
Diameter of Cylinder	18
Height of Cylinder	32
Width of Cylinder	18

PRODUCT CODE

L16320 - 74mm - 37/K37 NP KD
 L16321 - 74mm - 37/K37 PB KD

ERA Era 5 Pin Oval K&T Cylinder

Finish : Satin chrome
 Mechanism : 5 pin
 Keys Supplied : 3
 Keyed Alike : In-house
 Packed Quantity : 10

FEATURES

- Supplied c/w cylinder retaining screw.



L14090

Overall Length	60
Size to Centre Cam	37x K37
Diameter of Cylinder	18
Height of Cylinder	32
Width of Cylinder	18

PRODUCT CODE

L14090 - 60mm - 30/K30 SC KD

Cylinders Key & Turn



Era 6 Pin Oval K&T Cylinder

Finish : Polished brass or satin chrome
 Mechanism : 6 pin
 Keys Supplied : 3
 Keyed Alike : In-house
 Masterkeyed : N/A
 Packed Quantity : 10

FEATURES

- Supplied c/w cylinder retaining screw.



	70mm	80mm	90mm
Overall Length	70	80	90
Size to Centre Cam	35x K35	40x K40	45x K45
Diameter of Cylinder	18	18	18
Height of Cylinder	32	32	32
Width of Cylinder	18	18	18

PRODUCT CODE

- L14093 - 70mm - 35/K35 PB KD
- L14092 - 70mm - 35/K35 SC KD
- L14094 - 80mm - 40/K40 PB KD
- L14095 - 80mm - 40/K40 SC KD
- L14419 - 90mm - 45/K45 PB KD



Union 2x13 Oval K&T Cylinder

Finish : Polished brass or satin chrome
 Mechanism : 5 pin
 Keys Supplied : 3
 Keyed Alike : Ex stock In-house
 Masterkeyed : Ex stock
 Packed Quantity : 10

FEATURES

- Keyed alike and Masterkeyed suites from stock.
- Supplied c/w cylinder retaining screw.



	65mm	74mm	85mm
Overall Length	65	74	85
Size to Centre Cam	32.5x K32.5	37x K37	42.5x K42.5
Diameter of Cylinder	18	18	18
Height of Cylinder	32	32	32
Width of Cylinder	18	18	18

PRODUCT CODE

- L8836 - 65mm - 32.5/K32.5 PL KA
- 3193 - 65mm - 32.5/K32.5 PL KD
- 3216 - 65mm - 32.5/K32.5 SC KA
- 3199 - 65mm - 32.5/K32.5 SC KD
- 3219 - 65mm - 32.5/K32.5 SC MK HSSM
- L8837 - 74mm - 37/K37 PL KA
- L423 - 74mm - 37/K37 PL KD
- L293 - 74mm - 37/K37 SC KA
- 3203 - 74mm - 37/K37 SC KD
- 10113 - 74mm - 37/K37 SC MK CABD
- 10112 - 74mm - 37/K37 SC MK HLJG
- 10111 - 74mm - 37/K37 SC MK HSSM
- L11713 - 85mm - 42.5/K42.5 PL KD
- L1410 - 85mm - 42.5/K42.5 SC KD

ASSOCIATED PRODUCTS

- 3474 - CABD Masterkey
- 9636 - HL JG Masterkey
- 4620 - HSSM Masterkey

BLANKS

- 4035 - KB502B Genuine
- 6228 - UNI3 Copy

MASTERKEY BLANKS

- 7464 - KB908 CABD Genuine
- 7459 - KB904 HL JG Genuine
- 7471 - KB902 HSSM Genuine

Cylinders Scandinavian Oval



Asec 6 Pin Scandinavian Oval External Cylinder

Finish : Polished brass or satin chrome
 Mechanism : 6 pin
 Keys Supplied : 3
 Keyed Alike : In-house
 Packed Quantity : Outer - 10
 Inner - 1

FEATURES

- Supplied c/w cylinder retaining screw.



ASI444

PRODUCT CODE

ASI444 - PB KD
 ASI443 - SC KD

Overall Length	31
Diameter of Cylinder	20
Height of Cylinder	35
Width of Cylinder	20



Asec 6 Pin Scandinavian Oval External / Internal Cylinder

Finish : Polished brass or satin chrome
 Mechanism : 6 pin
 Keys Supplied : 3
 Keyed Alike : In-house
 Packed Quantity : Outer - 5
 Inner - 1

FEATURES

- Supplied c/w cylinder retaining screw.



ASI442

PRODUCT CODE

ASI442 - PB KD
 ASI441 - SC KD

Overall Length	31
Diameter of Cylinder	20
Height of Cylinder	35
Width of Cylinder	20

Cylinders Padlock Insert



ABUS Standard Spare Cylinder To Suit 83 Series Padlock (Exc. 83/80mm)

Mechanism : 5 pin
 Keys Supplied : 3
 Packed Quantity : 10

FEATURES

- Mushroom pin & paracentric keyway. anti-pick protection.
- Hardened steel anti-drill spring & pins.
- Pinning kits available.
- Long key neck, fits doors with security escutcheons.



L19465

PRODUCT CODE

L19465 - 83 Padlock Cylinder



ABUS E60 Series Padlock Insert To Suit 83 Series "0" Bitted (Exc. 83/80mm)

Mechanism : 6 pin
 Keys Supplied : 3
 Key to Differ : Ex stock
 Packed Quantity : 10

FEATURES

- Mushroom pin & paracentric keyway. anti-pick protection.
- Hardened steel anti-drill pins.
- Springs protected by hardened steel pins.
- Springs protected by hardened steel pins.
- Pinning kits available.
- Long key neck, fits doors with security escutcheons.



L19433

PRODUCT CODE

L19433 - 83 Padlock Insert



Asec 5 Pin Padlock Insert - 0 Bitted

Finish : Polished brass or nickel plated
 Mechanism : 5 pin
 Keys Supplied : 3
 Keyed Alike : In-house
 Packed Quantity : 1

FEATURES

- Zero bitted off the shelf for customer assembly.



ASI380

PRODUCT CODE

ASI380 - NP | Bit
 ASI381 - PB | Bit

Overall Length	31
Diameter of Cylinder	17
Height of Cylinder	33
Width of Cylinder	10

Cylinders Padlock Insert

KABA Kaba 20 Half Cylinder

Finish : Satin chrome
 Keys Supplied : 2
 Keyed Alike : Works
 Masterkeyed : Works
 Packed Quantity : 1

FEATURES

- Registered special key section.
- Supplied c/w registration card and cylinder retaining screw.
- Adjustable cam.
- Duplicate keys must be obtained from KABA (UK) Ltd and will only be issued upon receipt of a written order bearing authorised signature(s).



2019

Overall Length	44
Size to Centre Cam	22x 22
Diameter of Cylinder	22
Height of Cylinder	35
Width of Cylinder	10

PRODUCT CODE
 2019 - 44mm 22/22 SC KD

KABA Kaba KV15.200 Double Cylinder

Finish : Satin chrome
 Keys Supplied : 2
 Keyed Alike : Works
 Masterkeyed : Works
 Packed Quantity : 1

FEATURES

- Registered special key section.
- Supplied c/w registration card and cylinder retaining screw.
- Duplicate keys must be obtained from KABA (UK) Ltd and will only be issued upon receipt of a written order bearing authorised signature(s).



2024

Overall Length	65
Size to Centre Cam	32.5x 32.5
Diameter of Cylinder	22
Height of Cylinder	35
Width of Cylinder	10

PRODUCT CODE
 2024 - 65mm 32.5/32.5 SC KD

WEISER LOCK Weiser 8346 Patio Lock Cylinder

Finish : Chrome plated or satin chrome
 Body Diameter : 16mm
 Body Length : 32mm
 Overall Length : 78mm
 Keys Supplied : 2
 Packed Quantity : Loose

FEATURES

- Replacement cylinder for patio door locks such as Adams Rite 1848.



4371

Overall Length	78
Size to Centre Cam	32
Diameter of Cylinder	16
Height of Cylinder	26

PRODUCT CODE
 4371 - CP KD
 4375 - SC KA

ASSOCIATED PRODUCTS
 6327 - WEI1 Copy

Cylinders Accessories



Adams Rite 4056 Trim Ring

Finish : Satin chrome
 Diameter : 35mm
 Thickness : 3mm & 6mm

FEATURES

- Spare spacer rings for screw-in cylinders fit in between cylinder and the surface of the door.



4592

PRODUCT CODE

4592 - SC 3mm
 972 - SC 6mm



Adams Rite MS4043 Cylinder Guard

Finish : Zinc plated
 Diameter : 41mm x 11mm
 Thickness : 62mm x 33mm

FEATURES

- The MS4043 offers three forms of defence against attack on the cylinder.
 1. Outer shield ring is bevelled to offer poor grip for twisting.
 2. The hardened steel material combined with the bevelled shape makes obtaining a tight grip on the ring virtually impossible.
 3. The retainer plate on the back of the door prevents the cylinder being levered out in the event of a chisel type tool being driven into the stile behind the shield ring.



4608

PRODUCT CODE

4608 - ZP




Cisa Long Connecting Tail Bar

Length : 80mm

FEATURES

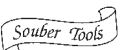
- Extra long connecting bar to suit most rim night latch cylinders.



L4980

PRODUCT CODE

L4980 - 80mm



Souber Tools RRI Repair Rose

Finish : Polished brass or satin chrome
 External Diameter : 60mm
 Internal Diameter : 29mm
 Thickness : 2mm
 Packed Quantity : Boxed -10

FEATURES

- Suitable for use with most standard rim cylinders.
- Ideal for covering minor damage, holes etc.



L5971

PRODUCT CODE

L5971 - 60mm PB
 L5972 - 60mm SC



Union 3C14E Security Rose

Finish : Polished brass or satin chrome
 External Diameter : 51mm
 Internal Diameter : 13mm
 Thickness : Up to 50mm
 Packed Quantity : Pairs

FEATURES

- Suitable for use with high security euro profile mortice lock cases.
- Supplied c/w bolt through fixings and fitting instructions.



L6068

PRODUCT CODE

L6068 - PB
 L6069 - SC

Cylinders Accessories



Union 53036 Cylinder Guard

Finish : Satin chrome
 Diameter : External - 41mm
 Internal - 29mm

FEATURES

- Designed to help prevent any tampering with mortice screw in cylinders such as Union 2x11.



4790

PRODUCT CODE
 4790 - 29mm SC



Union 53041 Trim Ring

Finish : Satin chrome
 Diameter : External - 35mm
 Internal - 29mm

FEATURES

- To suit Union 2x11 screw-in cylinder.



4792

PRODUCT CODE
 4792 - SC



Union 53043 & 53044 Security Rose

Finish : Polished & lacquered or satin chrome
 Diameter : 51mm
 Projection : 13mm
 Door Thickness : Up to 50mm
 Packed Quantity : Pairs

FEATURES

- Suitable for use with high security euro profile mortice lock cases.
- Provides additional protection against attack.
- Available with screw or bolt through fixings.



L5236

PRODUCT CODE
 L5236 - PL Bolt Through Fixing
 L5238 - PL Face Fixed
 L5235 - SC Bolt Through Fixing



Yale 45mm Connecting Screw

Size : 45mm

FEATURES

- Extra long connecting bar to suit most rim night latch cylinders.

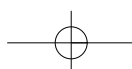
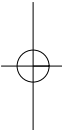


2703

PRODUCT CODE
 2703 - 45mm



Cylinders Notes





Index

Door & Window Locks



Door Security

- Bolts 228 - 232
- Door Chains/Restrictors 233 - 236
- Door Viewers 237 - 238
- Hinge Bolts 239 - 240
- Patio Door Locks 241 - 242



Window Security

- Bolts 243 - 245
- Casement Locks 246 - 250
- Keys 251 - 252
- Pivot Locks 253
- Restrictors 254 - 255
- Sash Stoppers 256 - 257
- Sash Stops 258 - 261
- Sash Window Locks 262
- Snap Locks 263 - 264
- Swing Locks 265 - 266
- Transom Locks 267



Door & Window Locks Door Security

Bolts



Asec Door Security Bolt - Key

Finish : Electro brass, polished chrome or white
 Packed Quantity : Pack of 2

FEATURES

- Supplied with key.

OPERATION

- Bolt is locked or unlocked by turn from one side only.



AS5035

PRODUCT CODES

- AS5035 - 60mm EB Visi
- AS5036 - 60mm PC Visi
- AS5037 - 60mm WH Visi

Body Lengths	60
Body Diameter	16
Backset	30
Bolt Throw	20



Asec Door Security Bolt - Turn

Finish : Electro brass or polished chrome
 Packed Quantity : 2

FEATURES

- Supplied with turn knob.

OPERATION

- Bolt is locked or unlocked by turn from one side only.



AS5041

PRODUCT CODES

- AS5042 - 60mm CP Visi
- AS5041 - 60mm EB Visi

Body Lengths	60
Body Diameter	16
Backset	30
Bolt Throw	20



Asec Multi Purpose Bolt

Finish : Satin chrome , polished brass, white
 Unit Quantity : 1
 Boxed Quantity : 5

FEATURES

- Suitable for aluminium and wooden sliding and hinged doors.
- Long throw bolt makes it ideal for patio and garage doors.
- Rotating steel bolt resists hacksawing.

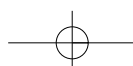


AS3402

PRODUCT CODES

- AS3402 - SC Visi
- AS3401 - PB Visi
- AS3400 - WH Visi

Body Size	82 x 29 x 27
Overall Bolt Size	140 x 10 Dia.



Door & Window Locks Door Security



Asec Universal Press Bolt

Finish : Polished brass, white
 Unit Quantity : 1
 Boxed Quantity : 10

FEATURES

- Suitable for wood and metal doors and windows.
- Available with standard or cut keys.
- Supplied c/w soffit keep plate, 1 ferrule and fixing screws.
- Hardened steel bolt rotates to resist sawing.

OPERATION

- Steel springbolt is pushed to lock and released by use of the key.



AS3407

Body Size	78 x 16 x 20
Overall Bolt Size	110 x 10 Dia.

PRODUCT CODES

AS3407 - PB Cut Key Visi
 AS3406 - WH Cut Key Visi
 AS3405 - WH Std Key Visi



Banham R102 - Door Security Bolt - Key

Finish : Chrome plated, polished brass
 Packed Quantity : 1
 Note : Stocked at London branch only

OPERATION

- Bolt is locked or unlocked by turn knob or key from either side.



7649

Body Length	76
Body Diameter	15
Backset	41
Bolt Throw	15

PRODUCT CODES

7649 - 76mm CP
 7650 - 76mm PB

ASSOCIATED PRODUCTS

4658 - R102 Knob Satin
 4655 - R102 Knob PB
 7663 - Std. 85mm Key
 10298 - Long 150mm Key



Banham R102 - Security Bolt Turn Knob

Finish : Polished brass or satin chrome
 Packed Quantity : 1
 Note : Stocked at London branch only

OPERATION

- Knob only to suit R102 mortice door bolt.



4658

Knob Diameter	24
Rose Diameter	40

PRODUCT CODES

4658 - R102 Knob SC
 4655 - R102 Knob PB

Door & Window Locks Door Security



Bramah R5/01 & R5/09 - Door Security Bolt - Key

Finish : Polished brass, satin chrome, or white
 Key Supplied : Separate
 Packed Quantity : 1
 Note : Stocked at London branch only

FEATURES

- Available with ball end (as R5/05) or flush end (as R5/01 illustrated).
- Staples supplied separately.
- 'A' type for doors opening inwards.
- 'H' type for doors opening outwards.
- Suitable for wood and metal doors.
- 3mm thick packing spacers also available.

OPERATION

- Simple push/pull action.
- Locked in thrown position by use of the key.



L5436

	R5/01	R5/09
Bolt Length	125	190
Bolt Throw	25	75

PRODUCT CODES

L5434 - R5/01 125mm PB Visi
 L5800 - R5/01 125mm SC Visi
 L5436 - R5/01 125mm WH Visi
 L9474 - R5/09 190mm SC Visi

ASSOCIATED PRODUCTS

L5437 - 'A' Staple White R5/03
 L9478 - 'A' Staple Satin R5/03
 L9479 - 'A' Staple Brass R5/03
 L9481 - 'H' Staple White R5/04
 L9480 - 'H' Staple Satin R5/04
 L5435 - 'H' Staple Brass R5/04
 2204 - R6/01 Keys (2 Per Pkt)
 L12525 - R6/02 Key (Single)



Era 805 & 806 - Universal Press Bolt

Finish : Electro brass, white or brown
 Keys Supplied : 1
 Packed Quantity : Visi - 1 per card
 10 cards per carton

FEATURES

- Suitable for wood and metal doors and windows.
- Available with standard or cut keys.
- Supplied c/w soffit keep plate, 1 ferrule and fixing screws.
- Hardened steel bolt rotates to resist sawing.

OPERATION

- Steel springbolt is pushed to lock and released by use of the key.



666

Body Size	78 x 16 x 20
Overall Bolt Size	110 x 10 Dia.

PRODUCT CODES

L00066 - BRN Cut Key Visi
 670 - BRN Std Key Visi
 8122 - EB Cut Key Visi
 8123 - WH Cut Key Visi
 666 - WH Std Key Visi

ASSOCIATED PRODUCTS

3088 - 581-56 Std. Key

BLANKS

L00070 - 682-56 Genuine (Cut Key)



Era 807 Multi Purpose Bolt

Finish : Electro brass, satin or white
 Body Size : 82mm x 29mm x 27mm
 Overall Bolt Size : 140mm x 10mm diameter
 Keys Supplied : 2
 Packed Quantity : Visi - 1 per card
 5 cards per carton

FEATURES

- Suitable for wood and metal, hinged and sliding doors.
- Supplied c/w range of keep plates/ferrules and fixing screws.
- Hardened steel bolt rotates to resist sawing.

OPERATION

- Simple push to lock action.
- Released by use of the key.



6775

PRODUCT CODES

2853 - EB Visi
 6873 - SC Visi
 6775 - WH Visi

ASSOCIATED PRODUCTS

L00070 - 682-56 Genuine

Door & Window Locks Door Security



Era 838-52 - Door Security Bolt - Key

Finish : Polished brass, satin brass, satin chrome or white
 Bolt Throw : 838 - 1 bolt per card
 Packed Quantity : 838-33 - 2 bolts + 1 key per card
 506-52 - 1 key per card
 10 cards per carton

OPERATION

- Bolt is locked or unlocked by key from either side.



699

Body Length	60
Body Diameter	16
Backset	32
Bolt Throw	16

PRODUCT CODES

- 697 - 60mm PB Single Visi
- L3340 - 60mm SB Pair + Key Visi
- 699 - 60mm SC Single Visi
- 700 - 60mm WH Single Visi

ASSOCIATED PRODUCTS

- 696 - 506-52 Std. Key
- L7001 - 842-12 Easi-turn Knob White



Frank Allart 523 - Security Bolt Turn Knob

Finish : Polished brass
 Packed Quantity : 523 - 50, 524 - 10

OPERATION

- Designed for use with mortice door bolts such as Chubb 8002, Era 838 etc.
- 523 turn only - locks or unlocks bolt from one side only.
- 524 turn and release - locks or unlocks bolt from one side, emergency access from the other.



L3961

Knob Size	32x 20
Rose Diameter	36

PRODUCT CODES

- L3961 - 57mm PB



Frank Allart 525 - Door Security Bolt - Turn

Finish : Polished brass
 Packed Quantity : 1

FEATURES

- Supplied c/w 523 turn knob.

OPERATION

- Bolt is locked or unlocked by turn from one side only.



L9363

	45mm 57mm	
Body Length	72	84
Body Diameter	16	16
Backset	45	57
Bolt Throw	16	16

PRODUCT CODES

- L9363 - 45mm PB Boxed
- L9364 - 57mm PB Boxed

Door & Window Locks Door Security



Frank Allart 526 - Door Security Bolt - Turn & Release

Finish : Polished brass
Packed Quantity : 1

FEATURES

- Supplied c/w 524 turn and release.

OPERATION

- Bolt is locked or unlocked by turn from one side, release offers emergency access from the other.



L9365

	45mm	57mm
Body Length	72	84
Body Diameter	16	16
Backset	45	57
Bolt Throw	16	16

PRODUCT CODES

L9365 - 45mm PB Boxed
L9366 - 57mm PB Boxed



Yale 8K116 - Multi Purpose Bolt

Finish : White, grey or brown.
Keys Supplied : 2
Packed Quantity : Visi - 1 per card
5 cards per carton
Trade pack - 20 loose

FEATURES

- Suitable for wood and metal, hinged and sliding doors.
- Supplied c/w soffit keep plate and 2 ferrules, plus mounting screws and non removable 'clutch head' screws for both wood and metal.

OPERATION

- Steel bolt is pushed to close, pulled to open, and locked in the closed position by use of the key.
- Key is removable in both locked and unlocked positions.



8943

Body Size	82 x 29 x 26
Overall Bolt Size	145 x 8 Dia.

PRODUCT CODES

L8597 - BRN Visi
4020 - GRY Visi
L8027 - WH Trade Pack (20) Visi
8943 - WH Visi

BLANKS

6217 - UNII Copy




Yale P-2PM444 PB-3 Door Security Bolt - Key

Finish : Polished brass or white

FEATURES

- Mortice fixing with bolt throwing into door frame.
- Suitable for window doors.
- Door bolt is concealed within the door.



L17283

PRODUCT CODES

L17283 - 60mm PB Boxed
L17332 - 60mm PB Visi
L17282 - 60mm WH Boxed
L17333 - 60mm WH Visi

Door & Window Locks Door Security

Door Chains / Restrictors



Asec Door Restrictor

Finish : Chrome plated, polished brass



AS3395

PRODUCT CODES

AS3395 - CP Visi
AS3396 - PB Visi



Asec Locking Door Chain

Finish : Chrome plated, polished brass

FEATURES

- 2 keys supplied.



AS3393

PRODUCT CODES

AS3393 - CP KD Visi
AS3394 - PB KD Visi



Era 700 - Securichain

Finish : Electro brass
Packed Quantity : Visi - 1 per card
10 cards per carton

OPERATION

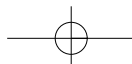
- Chain is engaged and released by use of push button on the keep. Chain will automatically restrict door opening when engaged and retracts automatically when released. The securichain can only be unlocked when door is in closed position.
- Supplied c/w fixing screws.



7315

PRODUCT CODES

7315 - EB Visi



Door & Window Locks Door Security



Era 787 - Door Chain

Finish : Polished brass or satin chrome
 Packed Quantity : Visi - 1 per card
 10 cards per carton

FEATURES

- Supplied c/w fixing screws.



L9959


PRODUCT CODES

L9958 - PB Visi
 L9959 - SC Visi



Era 789 - Door Restrictor

Finish : Polished brass or polished chrome



L14876

PRODUCT CODES

L14876 - PB Visi
 L14877 - PC Visi



Era 791 - Door Chain

Finish : Electro brass or satin chrome



L14842


PRODUCT CODES

L14942 - EB Visi
 L14943 - SC Visi



Era 792 - Door Chain

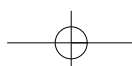
Finish : Polished brass or chrome plated



L17123

PRODUCT CODES

L17125 - CP Visi
 L17123 - PB Visi



Door & Window Locks Door Security



Hiatt 187 & 188 Locking Door Chain

Finish : Chrome plated & electro brass
 Packed Quantity : 1

FEATURES

- 2 keys supplied.



LI1651

PRODUCT CODES

LI1652 - CP KD Visi
 LI1651 - EB KD Visi



Hiatt 724 & 725 - Door Chain

Finish : Chrome plated & polished brass
 Packed Quantity : 1

FEATURES

- Supplied with fixing screws



LI1629

PRODUCT CODES

LI1629 - CP Visi
 LI1630 - PB Visi



Ingersoll DSC2 - Door Check

Finish : Polished brass or satin chrome
 Packed Quantity : Visi - 1 pair per card
 10 cards per carton

FEATURES

- Supplied c/w fixing screws.

OPERATION

- Dual action restricts door opening and locks when in closed position.



I872


PRODUCT CODES

I872 - PB Visi
 I874 - SC Visi



Window Ware DSDB01 - Safe-T-Bar

Finish : White



LI2136

PRODUCT CODES

LI2136 - WH

Door & Window Locks Door Security



Yale I040 - Door Chain

Finish : Polished brass or satin chrome plated

FEATURES

- Heavy duty simple to install.
- Suitable for internal doors 850-1100mm wide.

OPERATION

- Suitable for exterior doors 950mm wide.



PRODUCT CODES

L9356 - PB Visi
L9357 - SCP Visi



Yale WS16 - Door Chain & Bolt


Finish : Polished brass
Packed Quantity : Visi - 1 per card
5 cards per carton

FEATURES

- Heavy duty chain to resist bolt cropper attack.
- Separate deadbolt provides additional security when door is in closed position.
- Supplied c/w fixing screw.

OPERATION

- The chain end is inserted into the bolt housing and turned to engage, a further turn operates the deadbolt facility.



PRODUCT CODES

L5942 - PB Visi



Yale WS6 - Door Chain

Finish : Polished brass or satin chrome
Packed Quantity : Visi - 1 per card
5 cards per carton
Trade pack - 20 loose

FEATURES

- Supplied c/w fixing screws.



PRODUCT CODES

L8028 - PB Trade Pack (20) Loose
437 - PB Visi
L8029 - SC Trade Pack (20) Loose
434 - SC Visi



Door & Window Locks Door Security

Door Viewers



Asec Door Viewer 180°

Finish : Polished brass or chrome plated
 Angle of Vision : 180°
 Packed Quantity : 10



AS3703

Body Diameter 11

Door Thickness 30-50

PRODUCT CODES

AS3702 - PB Boxed
 AS3703 - CP Boxed



Era 190 - Door Viewer 160°

Finish : Chrome plated & polished brass
 Angle of Vision : 160°
 Packed Quantity : 1



L14416

PRODUCT CODES

L14416 - CP Visi
 L14415 - PB Visi



Era 784 - Door Viewer 180°

Finish : Polished brass or chrome plated
 Angle of Vision : 180°
 Packed Quantity : Visi - 1 per card
 10 cards per carton



L00069

Body Diameter 14

Door Thickness 35-54

PRODUCT CODES

L00069 - CP Visi
 628 - PB Visi



Era 786 - Door Viewer 160°

Finish : Polished brass or chrome plated
 Angle of Vision : 160°
 Packed Quantity : Visi - 1 per card
 10 cards per carton



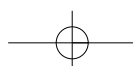
632

Body Diameter 12

Door Thickness 35-54

PRODUCT CODES

632 - CP Visi
 7370 - PB Visi





Door & Window Locks Door Security



Yale 8V001 - Door Viewer

Finish : Gilt (brass) or chrome plated
 Angle of Vision : 170°
 Packed Quantity : Visi - 1 per card
 5 cards per carton



452

Body Diameter	12
Door Thickness	25-59

PRODUCT CODES

452 - CP Visi
 450 - GILT Visi



Yale 9401 - Door Viewer

Finish : Chrome plated or polished brass
 Angle of Vision : 180°



L17293

Body Diameter	12
Door Thickness	35-57

PRODUCT CODES

L17293 - CH Boxed
 L17294 - PB Boxed




Yale EISI 100 Electronic Door Viewer

Finish : Silver
 Angle of Vision : 90°+

FEATURES

- Built-in LED for assisted night viewing.
- Date/time stamp allows you to see when visitors called.
- 2.4" viewing screen.



L16551

Door Thickness	24-72
----------------	-------

PRODUCT CODES

L16551 - SLV Boxed



Yale WS9 Door Viewer 170°

Finish : Gilt (brass) or chrome plated
 Angle of Vision : 170°
 Packed Quantity : Visi - 1 per card
 10 cards per carton

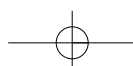


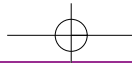
448

Body Diameter	27
Door Thickness	40-95

PRODUCT CODES

448 - CP Visi
 L800 - GILT Visi





Door & Window Locks Door Security

Hinge Bolts



Asec Hinge Bolt

Finish : Silver
 Packed Quantity : Visi - 1 pair per card
 5 cards per carton

FEATURES

- Supplied c/w fixing screws.



AS5051

PRODUCT CODES

AS5051 - SLV Pair Visi
 AS5050 - SLV Trade Pack (20) Boxed



Era 740 Hinge Bolt

Finish : Satin chrome
 Packed Quantity : Visi - 1 pair per card
 10 cards per carton

FEATURES

- Supplied c/w fixing screws.



L00076

PRODUCT CODES

L00076 - SC Pair Visi



Ingersoll HB2 Hinge Bolt

Finish : Bright zinc
 Packed Quantity : Visi - 1 pair per card
 10 cards per carton

FEATURES

- Supplied c/w fixing screws.



1919

PRODUCT CODES

1919 - BZ Pair Visi



Yale P125 Hinge Bolt

Finish : Satin chrome

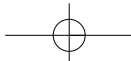


L17284

PRODUCT CODES

L17284 - SC Pair Boxed





Door & Window Locks Door Security



Yale WS12 Hinge Bolt

Finish : White
Packed Quantity : Visi - 1 pair per card
5 cards per carton

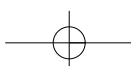
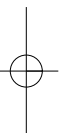
FEATURES

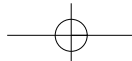
- Supplied c/w fixing screws.



PRODUCT CODES

460 - WH Pair Visi





Door & Window Locks Door Security

Patio Door Locks



Asec Patio Lock

Finish : White or silver
 Keys Supplied : 2
 Packed Quantity : KA in pairs
 KD in singles

FEATURES

- Suitable for sliding patio doors and windows.
- Supplied c/w fixing screws.

OPERATION

- Push bolt to lock.
- Released by key.



AS5056

Body Size	42 x 33 x 25
Overall Bolt Size	60 x 9 Dia.

PRODUCT CODES

AS5056 - SLV KA Visi
 AS5052 - SLV KD Visi
 AS5057 - WH KA Visi
 AS5053 - WH KD Visi



Asec Patio Push Lock

Finish : Grey or white
 Keys Supplied : 2
 Packed Quantity : Visi - 1 per card
 10 cards per carton

FEATURES

- Suitable for most types of wooden, aluminium and UPVC sliding patio doors.
- Supplied c/w fixing screws.

OPERATION

- Push bolt to lock.
- Released by use of the key.



AS3404

PRODUCT CODES

AS3404 - GRY Visi
 AS3403 - WH Visi

BLANKS

L00070 - 682-56 Genuine



Era 100 Patio Lock


Finish : White, brown or grey
 Keys Supplied : 2
 Packed Quantity : Visi - 1 per card
 10 cards per carton

FEATURES

- Suitable for most types of wooden, aluminium and UPVC sliding patio doors.
- Supplied c/w fixing screws.

OPERATION

- Push bolt to lock.
- Released by use of the key.



705

Body Size	46 x 27 x 26
-----------	--------------

PRODUCT CODES

L14512 - BRN Visi
 705 - GRY Visi
 307 - WH Visi

BLANKS

L00070 - 682-56 Genuine



Ingersoll PDLI - Patio Lock

Finish : Satin chrome
 Keys Supplied : 2
 Packed Quantity : 6 visi - 1 per card
 10 cards per carton

FEATURES

- Suitable for most types of wooden, aluminium and UPVC sliding patio doors.
- Supplied c/w fixing screws.

OPERATION

- Push bolt to lock.
- Released by use of the key.

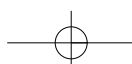


7525

Body Size	48 x 35 x 25
-----------	--------------

PRODUCT CODES

7525 - SC Visi



Door & Window Locks Door Security



Yale 8KI19 Patio Lock


Finish : White or silver enamelled
 Keys Supplied : 2
 Packed Quantity : Visi - 1 per card
 5 cards per carton

FEATURES

- Suitable for most types of sliding aluminium doors.
- Red indicator clearly shows when lock is not secured.
- Supplied c/w fixing screws.

OPERATION

- Push button to lock.
- Released by use of the key.



Body Size

69 x 23 x 25

PRODUCT CODES

2809 - SEVisi
 8404 - VHVVisi

BLANKS

6217 - UNI I Copy



Yale PI14 Patio Lock

Finish : Grey
 Keys Supplied : 2
 Differs : 200 approx
 Packed Quantity : Visi - 1 per card
 6 cards per carton

FEATURES

- Suitable for most types of sliding patio doors.
- Supplied c/w fixing screws.

OPERATION

- Push bolt to lock.
- Released by use of the key.



Body Size

46 x 27 x 25

PRODUCT CODES

3038 - GRYVisi

BLANKS

6454 - YA17 Copy

Door & Window Locks Window Security

Bolts



Asec Window Bolt


Finish : Chrome plated, electro brass or white
 Packed Quantity : Visi - 2 bolts per card

FEATURES

- Suitable for wooden casement windows.

OPERATION

- Bolt is locked or unlocked by key.



AS5040

Body Length	33
Body Diameter	16
Backset	16
Bolt Throw	7

PRODUCT CODES

- AS5039 - CP Visi
- AS5038 - EB Visi
- AS5040 - WH Visi



Banham WI05 - Window Bolt

Finish : Polished brass



9805

PRODUCT CODES

- 9805 - PB Bagged



Era 803 & 804 - Sash Window Bolt

Finish : White or brown
 Packed Quantity : Visi - 1 bolt + 1 key per card
 10 cards per carton

FEATURES

- Suitable for sliding sash windows.
- Available with standard or cut keys.
- Rotating steel bolt resists hacksawing.
- Supplied c/w keep plate & fixing screws.

OPERATION

- Push bolt to lock.
- Released by use of the key.



661

Body Size	40 x 22 x 26
-----------	--------------

PRODUCT CODES

- 7163 - BRN Cut Key Visi
- 664 - BRN Std Key Visi
- 8119 - WH Cut Key Visi
- 661 - WH Std Key Visi

ASSOCIATED PRODUCTS

- 3088 - 581-56 Standard Key

BLANKS

- L00070 - 682-56 Genuine



Door & Window Locks Window Security



Era 826-32 Sash Window Bolt

Finish : Polished brass
 Packed Quantity : Visi - 2 bolts + 1 key per card
 10 cards per carton

FEATURES

- Suitable for sliding sash windows.

OPERATION

- Barrels are driven into both inner and outer frames and the key operated bolt screws into barrel and frame.
- Engaged and released by use of the key.



685

Size 66 x 11

PRODUCT CODES

685 - PB Visi



Era 837 Window Bolt

Finish : Polished brass or white
 Packed Quantity : Visi - 1 per card
 10 cards per carton

FEATURES

- Suitable for wooden casement windows.

OPERATION

- Bolt is locked or unlocked by key from either side.



695

Body Length	35
Body Diameter	16
Backset	17
Bolt Throw	7

PRODUCT CODES

692 - PB Visi
 695 - WH Visi

ASSOCIATED PRODUCTS

696 - 506-52 Std Key




Yale 119 Sash Window Bolt

Finish : Polished brass

FEATURES

- Simple bolt fixing which secures inner and outer frames of sash window, preventing movement.
- Bolts concealed within the window.
- Suitable for timber sash windows.

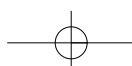


L17285

Size 69 x 11

PRODUCT CODES

L17285 - PB Card of 6





Door & Window Locks Window Security



Yale 8001M Window Bolt

Finish : Polished brass or white
 Packed Quantity : Visi - 8001 1 bolt per card
 Visi - 8001M 2 bolts + 1 key per card
 10 cards per carton

FEATURES

- Suitable for wooden casement windows.

OPERATION

- Bolt is locked or unlocked by key from either side.



7796

Body Length	33
Body Diameter	16
Backset	16
Bolt Throw	7

PRODUCT CODES

7796 - PB Visi
 L17736 - WE Boxed

ASSOCIATED PRODUCTS

268 - 8001/2 Std 85mm Key (Pair)
 269 - 8001/2 Long 114mm Key
 L8035 - 8001/2 TP-20 Std 85mm key



Yale 8013 Sash Window Bolt

Finish : Polished brass
 Packed Quantity : Visi - 8013 = 2 bolts + 1 key per card
 10 cards per carton
 8K104 = 6 bolts + 1 drill bit + 1 key per card
 5 cards per carton

FEATURES

- Suitable for sliding sash windows.

OPERATION

- 8013 - Barrel screws into inner frame and the key operated bolt screws into both barrel and frame.
- 8K104 - Similar to above except two barrels are provided for both inner and outer frames, and these are driven in rather than screwed.



422

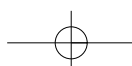
Size	68 x 11 Dia.
------	--------------

PRODUCT CODES

422 - PB

ASSOCIATED PRODUCTS

425 - 8013 Key (Pair)





Door & Window Locks Window Security

Casement Locks



Banham WI06 Casement Window Lock

Finish : Silver enamelled or gold
 Keys Supplied : Separate
 Packed Quantity : 1
 Note : Stocked at London branch only

FEATURES

- Suitable for outward opening hinged windows (particularly narrow stile).
- Supplied c/w non removable clutch head screws.

OPERATION

- Window is pulled tight into the frame by screwing a threaded bolt through the lock body into an insert located in the stile.
- Secured and released by use of the key.



7653



Size 48 x 18 x 16

PRODUCT CODES

9798 - Gold Bagged
 7653 - SE Bagged

7661 - Standard 75mm Key
 7662 - Long 120mm Key



Banham WI08 Window Lock

Finish : Chrome plated

FEATURES

- Fits under the Lockspur handle.
- Suitable for metal casement windows.

OPERATION

- This metal window lock is fitted under the handle and flush to the frame by steel screws. The heads being covered when the window is closed.



7658



Size 76 x 18

PRODUCT CODES

7658 - CPWI08 LH
 7659 - CPWI08 RH




Banham WI09 Window Lock

Finish : Chrome plated

FEATURES

- Suitable for metal casements, fanlights & french doors.
- Differing key.



L13586



Size 60 x 22

PRODUCT CODES

L13586 - CPWI09



Banham WI15 Window Lock

Finish : Chrome plated
 Keys Supplied : Separate
 Packed Quantity : 1
 Note : Stocked at London branch only

FEATURES

- Suitable for most metal casement windows.
- Operates independently of the handle.
- Flush rebate prevents lock being prised from the frame.
- Supplied c/w fixing screws.

OPERATION

- Locking is by means of a threaded bolt screwed into clamp window and frame together.
- Secured and released by use of the key.



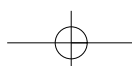
4648

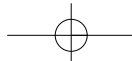


Size 44 x 15 x 22

PRODUCT CODES

4648 - CPWI15





Door & Window Locks Window Security

BRAMAH Bramah R2/01 Casement Window Lock

Finish : Polished brass or white
 Keys Supplied : Separate
 Packed Quantity : 1
 Note : Stocked at London branch only

FEATURES

- Suitable for outward opening hinged windows.
- Supplied c/w security screws.

OPERATION

- Lock is secured and released by use of the key which turns a threaded socket screw into an insert located in the stile.



2177

Size 38 x 16 x 16

PRODUCT CODES

9928 - PB Bagged
 2177 - WH Bagged

ASSOCIATED PRODUCTS

2204 - R6/01 Key (Pair)
 L12525 - R6/02 Key (Single)

ERA Era 808 Locking Casement Window Handle

Finish : Polished brass or white
 Packed Quantity : Visi - 1 handle + 1 key per card
 10 cards per carton

FEATURES

- Suitable for most outward opening casements.
- Can be locked partially open for ventilation.
- The locking function can also be disconnected allowing the handle to be used as an ordinary latch.
- Supplied c/w fixing screws.

OPERATION

- Automatically locks when window is closed.
- Unlocked by use of the key.



6742

Size 139 x 16 x 48 Proj.

PRODUCT CODES

6742 - PB Visi
 6766 - WH Visi

ASSOCIATED PRODUCTS

L00070 - 682-56 Genuine

ERA Era 820 Locking Casement Stay Pin

Finish : Electro brass or satin chrome
 Packed Quantity : Visi - 2 locks + 1 Key per card
 10 cards per carton

FEATURES

- Suitable for use with most casement stays.
- Supplied c/w wedge plates for tapered frames & fixing screws.

OPERATION

- Replaces existing casement stay pins.
- Locking nut operated by flat key.



676

Body Size 48 x 17 x 23

PRODUCT CODES

676 - EB Visi
 674 - SC Visi

ERA Era 828 Sash Window Lock

Finish : Satin chrome
 Packed Quantity Visi - 1 lock + 1 key per card
 10 cards per carton

FEATURES

- Suitable for outward opening hinged windows.
- Supplied c/w wedge plate for tapered frames & fixing screws.

OPERATION

- Window is pulled tight into the frame by threaded peg and locknut.
- Secured and released by use of the key.

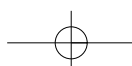


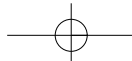
688

Size 48 x 17 x 32

PRODUCT CODES

688 - SC Visi





Door & Window Locks Window Security



Era 829 Metlock Window Handle Lock

Finish : White
 Packed Quantity : Visi - 2 locks + 1 key per card
 10 cards per carton

FEATURES

- Suitable for most outward opening hinged metal windows.

OPERATION

- Lock body slides between window handle forks, then the key is used to tighten the steel locking pin against the window frame, thus preventing movement of the handle.



689

Body Size	28 x 13 Dia.
Bolt Size	30 x 6 Dia.

PRODUCT CODES

689 WH 2 Locks + 1 Key Visi



Ingersoll CM67K Window Lock - Metal

Finish : White
 Packed Quantity : Visi - CM67K - 1 lock + 1 key per card
 2CM67K - 2 locks + 1 Key per card
 6 cards per carton

FEATURES

- Suitable for outward opening hinged metal windows.
- Supplied c/w fixing screws.

OPERATION

- The lock body is fitted to the frame, and the key is used to lock the bolt in position under the cock spur, thus preventing movement.
- Released by use of the key.



L8076

Body Size	50 x 15 x 18
Bolt Size	65 x 10 x 10

PRODUCT CODES

L8076 - WH CM67K 1 Lock + 1 Key Visi
 L8077 - WH 2CM67K 2 Locks + 1 Key Visi

ASSOCIATED PRODUCTS

L10087 - WLK1A Key (Card x 3)



Ingersoll FM68K Window Lock - Metal

Finish : White
 Packed Quantity : Visi - FM68K - 1 lock + 1 key per card
 2FM68K - 2 locks + 1 key per card
 6 cards per carton

FEATURES

- Suitable for metal fanlight windows.
- Supplied c/w fixing screws.

OPERATION

- The lock body fits beneath fanlight stay, and the key is used to lock the bolt under the retainer, thus preventing the stay from being lifted.
- Released by use of the key.



L8078

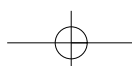
Body Size	44 x 15 x 18
Bolt Size	65 x 10 x 10

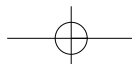
PRODUCT CODES

L8078 - WH 1 Lock + 1 Key Visi
 L8079 - WH 2 Locks + 1 Key Visi

ASSOCIATED PRODUCTS

L10087 - WLK1A Key (Card x 3)





Door & Window Locks Window Security



Yale 8012 Window Lock

Finish : Gold
 Packed Quantity : Visi - 2 Locks + 1 Key Per Card
 5 Cards Per Carton

FEATURES

- Suitable for most hinged metal windows.
- Supplied c/w fixing screws.

OPERATION

- Locks automatically by pushing body up underneath the cockspur handle, thus restricting movement.
- Released by use of the key.



371

Size

119 x 19 x 15

PRODUCT CODES

371 - Gold Visi

ASSOCIATED PRODUCTS

334 - x 1 Key (Pair)
 337 - x 3 Key (Pair)
 353 - x 12 Key (Pair)

BLANKS

ASI 1092 - AS-8K100 Window Lock Cop



Yale 8K100 Window Lock

Finish : White
 Keys Supplied : Separate
 Packed Quantity : Visi - 1 lock per card
 5 cards per carton

FEATURES

- Suitable for hinged wooden and metal windows.
- Supplied c/w fixing screws and strike for wooden frames.

OPERATION

- Bolt is thrown by turn snib and released by key only.



277

Size

70 x 22 x 20

PRODUCT CODES

277 - WH Visi

ASSOCIATED PRODUCTS

337 - x 3 Key (Pair)

BLANKS

ASI 1092 - 8K100 Copy



Yale 8K102 Window Push Lock

Finish : White
 Packed Quantity : 8K102M - 2 Locks + 1 key per card
 5 cards per carton

FEATURES

- Suitable for hinged timber casement windows.

OPERATION

- Push to lock.
- Released by key.



8177

Size

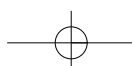
38 x 18 x 20

PRODUCT CODES

8177 - WH 2 Locks + 1 Key Visi

ASSOCIATED PRODUCTS

401 - 8K102 Key (Pair)



Door & Window Locks Window Security



Yale 8K109 Window Lock

Finish : White
 Packed Quantity : Visi - 4 locks + 1 key per card
 5 cards per carton

FEATURES

- Suitable for outward opening hinged windows.
- Supplied c/w wedge plate for tapered frames & fixing screws.

OPERATION

- Lock is secured and released by use of the key which turns a socket screw into the lock plate fitted to the frame.



Size 35 x 21 x 21

PRODUCT CODES

7987 - WH 4 Locks + 1 Key Visi

ASSOCIATED PRODUCTS

2895 - 8K109K Key (Pair)



Yale 8K118 Casement Window Lock

Finish : Polished brass or white
 Packed Quantity : Visi - 4 locks + 2 keys per card
 5 cards per carton

FEATURES

- Suitable for outward opening hinged windows.
- Supplied c/w fixing screws.

OPERATION

- Lock is secured and released by use of the key which turns a socket screw into the strike plate fitted to the frame.



Size 43 x 21 x 15

PRODUCT CODES

2278 - PB 4 Locks + 2 Keys Visi
 2276 - WH 4 Locks + 2 Keys Visi

ASSOCIATED PRODUCTS

395 - 8K101 Key (Pair)



Door & Window Locks Window Security

Keys



Banham R102 Window Lock Key

Packed Quantity : All Keys - Loose
 Note : Stocked at London branch only



7663

PRODUCT CODES

7662 - 120mm To Suit W106
 10298 - 150mm To Suit R102
 7661 - 75mm To Suit W106, W107 & W121
 7663 - 85mm To Suit R102
 9804 - To Suit W115



Bramah ROLA Window Lock Key

Packed Quantity : 2 per bag
 Note : Stocked at London branch only



2204

PRODUCT CODES

2204 - 70mm R6/01
 L12525 - 70mm R6/02



Era Window Lock Key

Packed Quantity : 581-56 - loose only
 583-56 - loose
 506-52 - loose



3088

PRODUCT CODES

3088 - 581-56 to suit 801/2/3/4, 853 & 854
 L9493 - 583-56 to suit 809 & 903
 696 - 506-52 to suit 837 & 838



Ingersoll WLK1A Window Lock Key

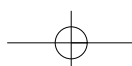
Packed Quantity : WLK1 - loose
 WLK1A - 3 per card

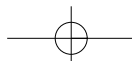


L10087

PRODUCT CODES

L10087 - WLK1A to suit 8CM67 & FM68





Door & Window Locks Window Security

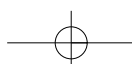


Yale Window Lock Key



PRODUCT CODES
See list below

Order Code	Catalogue No.	To Suit Locks	Packed Quantity
268 269	8001/2K 85mm 8001/2K 114mm	8001, 8002, 8004 & 8006	2 Per Card Single
L8035 395	8001/2K TP-20 8K101K	8K101, 8K106, 8K118 & 8K123	Trade Pack 2 Per Card
L8037	8K101K TP-20		Trade Pack
401 7986 2895 L5310	8K102K 8K102 8K108K 8K108 8K109K 8K109 8K120K 8K120	8K101, 8K106, 8K118 & 8K123	2 Per Card 2 Per Card 2 Per Card 2 Per Card
425	8013K	8013 & 8K104	2 Per Card
432	WSIK WSI	WSI	2 Per Card
334 337 353	8K100K x 1 8K100K x 3 8K100K x 12	8K100 & 8012	2 Per Card 2 Per Card 2 Per Card





Door & Window Locks Window Security

Pivot Locks



Asec WLMWH Window Lock - Metal

Finish : White
 Packed Quantity : Visi - 1 lock + 1 key per card
 10 cards per carton

FEATURES

- Suitable for most casement and pivot metal windows.
- Supplied c/w fixing screws.

OPERATION

- Locked and unlocked by use of the key.



AS3416

PRODUCT CODES
 AS3416 - WH Visi



Era 901 Window Lock - Metal

Finish : White
 Packed Quantity : Visi - 1 lock + 1 key per card
 10 cards per carton

FEATURES

- Suitable for most casement and pivot metal windows.
- Supplied c/w fixing screws.

OPERATION

- Locked and unlocked by use of the key.



701

PRODUCT CODES
 701 - WH Visi

BLANKS

L00070 - 682-56 Genuine

Size

63 x 19 x 26



Era 902 Flush Window Pivot Lock

Finish : White
 Packed Quantity : Visi - 1 lock + 1 key per card
 10 cards per carton

FEATURES

- Suitable for most flush fitting casement, pivot and sliding windows.
- Supplied c/w non removable clutch head screws.

OPERATION

- Hardened steel bolt is deadlocked into matching finish box keep.
- Locked and unlocked by use of the key.



702

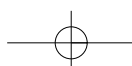
PRODUCT CODES
 702 - WH Visi

BLANKS

L00070 - 682-56 Genuine

Size

63 x 19 x 26



Door & Window Locks Window Security

Restrictors



Aldridge WSR200 Ventilation Window Restrictor

Finish : White

FEATURES

- Key lock & unlock.
- 1 Key.



L17737

Cable Length	200
Lock Dimensions	75 x 20

PRODUCT CODES
L17737



Asec Securistay Window Restrictor - Wood/Metal


Finish : Silver or white

FEATURES

- Suitable for hinged and pivot windows.
- Can only be disconnected when the window is closed.
- Supplied c/w fixing screws.

OPERATION

- Designed specifically with child safety in mind, this stay restricts window opening to 75mm and is unlocked by the special key provided.



AS3410

PRODUCT CODES
AS3409 - SLV Wood Visi
AS3410 - WH Metal Visi
AS3408 - WH Wood Visi



Asec Ventilation Window Restrictor

Finish : White
Packed Quantity : Boxed 12

FEATURES

- Allows window to be opened for air flow but remains locked preventing entry through window.
- Simple and easy to use with no key requirements.

OPERATION

- Suitable for PVCU windows & doors.



AS3415

PRODUCT CODES
AS3415 - WH Visi



Era 720 Securistay Window Restrictor - Wood

Finish : Brown, white or silver
Packed Quantity : Visi - 1 stay + 1 key per card
10 cards per carton

FEATURES

- Suitable for hinged and pivot windows.
- Can only be disconnected when the window is closed.
- Supplied c/w fixing screws.

OPERATION

- Designed specifically with child safety in mind, this stay restricts window opening to 75mm and is unlocked by the special key provided.



L00096

Size	142 x 30
------	----------

PRODUCT CODES
L14267 - BRN 1 Stay + 1 Key Visi
L00092 - SLV 1 Stay + 1 Key Visi
L00096 - WH 1 Stay + 1 Key Visi

Door & Window Locks Window Security



Era 721 Securistay Window Restrictor - Metal

Finish : White or silver
 Packed Quantity : Visi - 1 stay + 1 key per card
 10 cards per carton

FEATURES

- Suitable for hinged and pivot metal windows.
- Can only be disconnected when the window is closed.
- Fixing screws not included.

OPERATION

- Designed specifically with child safety in mind, this stay restricts window opening to 75mm, and is unlocked by the special key provided.



L5550

Size 142 x 30

PRODUCT CODES

- L00094 - SLV Individually Bagged
- L5550 - WH
- L00093 - WH Individually Bagged



Era 812 Ventilation Window Restrictor

Finish : White
 Packed Quantity : Boxed 12

FEATURES

- Allows window to be opened for air flow but remains locked preventing entry through window.
- Simple and easy to use with no key requirements.

OPERATION

- Suitable for PVCU windows & doors.



L13736

Size 51.5 x 41.5 x 30

PRODUCT CODES

- L13736 - WH Visi



Yale 117 Child Safety Security Stay

Finish : White
 Packed Quantity : Visi - 1 lock + 1 key per card
 6 cards per carton

FEATURES

- Suitable for outward opening hinged windows.
- Supplied c/w fixing screws.

OPERATION

- Designed for child safety, this stay restricts window opening and locks in both the open and closed positions by use of the key.



9930

Size 85 x 23

PRODUCT CODES

- 9930 - WH Visi



Yale 8K114 - Window Lock

Finish : White
 Keys : 2
 Packed Quantity : 1

FEATURES

- Handy storage for locking bar when not in use.
- One way security screens.
- Sliding sash windows.

OPERATION

- Lock is surface fitted by a locking bar which locks window sections in place. The bar is secured and released by key.



1976

PRODUCT CODES

- 1976 - WH Visi



Door & Window Locks Window Security

Sash Stoppers



Asec Sash Stopper

Finish : Brown or white
Packed Quantity 10 boxed

FEATURES

- Face fix additional security device for UPVC windows and doors.



AS3388

Size 70 x 20

PRODUCT CODES

- AS3387 - BRN Locking
- AS3388 - BRN Non Locking
- AS3389 - WH Locking
- AS3391 - WH Non Locking



Era 816 & 817 Sash Stopper

Finish : Brown or white

FEATURES

- Face fix additional security.
- Suitable for doors or windows.

OPERATION

- Snap locked.
- Key to open.



LI4301

Size 76 x 20

PRODUCT CODES

- LI4301 - BRN
- LI4299 - WH
- LI4298 - WH Locking Insert




Era 832 Sash Stopper

Finish : Brown or white

FEATURES

- Suitable for UPVD windows or doors, inward or outward opening.



LI5201

Size 73 x 25

PRODUCT CODES

- LI5201 - BRN Carded
- LI5202 - WH Carded



Fab And Fix Q920FF Sash Jammer

Finish : White
Packed Quantity : 10 boxed

FEATURES

- Face fix additional security device for UPVC windows and doors.
- Suitable for inward or outward opening windows or doors.

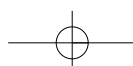


LI1680

Size 76 x 20

PRODUCT CODES

- LI1679 - WH 1 Lock + 1 Key
- LI1680 - WH 2 Locks + 1 Key





Door & Window Locks Window Security

flexi Flexi BI-SG-I Sash Stopper

Finish : White

FEATURES

- Additional security.
- Suitable for UPVC doors or windows.



PRODUCT CODES


LI7439 - WH Boxed

Yale Yale 8K103 Sash Stopper

Finish : White

FEATURES

- Surface fix for UPVC windows.

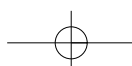


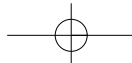
PRODUCT CODES

LI4852 - WH Visi

Size

69 x 20





Door & Window Locks Window Security

Sash Stops



Asec Sash Window Stop

Finish : Polished brass, chrome plated
 Keys : or satin chrome
 Packed Quantity : 1 stop + 2 Inserts

FEATURES

- Suitable for sliding sash windows.
- Can be locked closed or in open position for ventilation.

OPERATION

- Threaded stop is screwed into an insert located in the top sash by use of the key, thus preventing windows passing each other.



AS5022

PRODUCT CODES

- AS5023 - CP Pair
- AS5022 - CP Single
- AS5021 - PB Pair
- AS5020 - PB Single
- AS5026 - SC Pair
- AS5025 - SC Single



Bramah WI2I Sash Window Stop

Finish : Polished brass
 Keys Supplied : Separate
 Packed Quantity : 1 Stop + 2 Inserts
 Note : Stocked at London branch only

FEATURES

- Suitable for sliding sash windows.
- Can be locked closed or in open position for ventilation.

OPERATION

- Threaded stop is screwed into an insert located in the top sash by use of the key, thus preventing windows passing each other.



4652

Size 20 x 12 Dia.

PRODUCT CODES

- 4652 - PB

ASSOCIATED PRODUCTS

- 7661 - Standard 75mm Key
- 7662 - Long 120mm Key



Bramah R1 ROLA Sash Window Stop

Finish : Nickel plated or polished brass
 Keys Supplied : Separate
 Packed Quantity : R1/01 - 2 Stops & 2 inserts
 R1/02 - 2 Stops & 2 inserts loose
 R1/03 - 1 Stop & 2 inserts
 Note : R1/04 - 2 Stops & 2 inserts
 R1/05 - 1 Stop & 1 insert
 Stocked at London branch only

FEATURES

- Suitable for sliding sash windows.
- Can be locked closed or in open position for ventilation.

OPERATION

- Threaded stop is screwed into an insert located in the top sash by use of the key, thus preventing windows passing each other.



2183

R1/01, R1/02 & R1/03 Size 19 x 16 Dia.

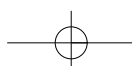
R1/04 & R1/05 Size 31 x 16 Dia.

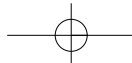
PRODUCT CODES

- 2183 - 19mm NP R1/01
- 9929 - 19mm PB R1/01
- L17365 - 19mm PB R1/02
- L5874 - 19mm PB R1/03
- L4431 - 31mm PB R1/04
- L17366 - 31mm PB R1/05

ASSOCIATED PRODUCTS

- 2204 - R6/01 Key (Pair)
- L12525 - R6/02 Key (Single)





Door & Window Locks Window Security

BRAMAH Bramah R1 ROLA Sash Window Stop

Finish : Polished brass, white
 Keys Supplied : Separate
 Packed Quantity : R1/06 - stop & insert
 Note : Stocked at London branch only
 I Body : Stop plate & screws

FEATURES

- Suitable for sliding sash windows.
- Can be locked closed or in open position for ventilation.
- 14mm projection.

OPERATION

- Threaded stop is screwed into an insert located in the top sash by use of the key, thus preventing windows passing each other.



L12452

Face Plate	18 x 40
Barrel	16 x 22

PRODUCT CODES

L12452 - 14mm PB R1/06
 L12451 - 14mm WH R1/06

ASSOCIATED PRODUCTS

2204 - R6/01 Key (Pair)
 L12525 - R6/02 Key (Single)

BRAMAH Bramah R3/01 Window Lock

Finish : Nickel plated
 Keys Supplied : Separate
 Packed Quantity : 2
 Note : Stocked at London branch only
 15mm Body : 12mm screen

FEATURES

- Suitable for most metal window frames.

OPERATION

- Locking is by means of a threaded bolt screwed in to clamp window and frame together.
- Secured and released by use of the key.



2189

Size	15 x 14 Dia.
------	--------------

PRODUCT CODES

2189 - NP R3/01

ASSOCIATED PRODUCTS

2204 - R6/01 Key (Pair)
 L12525 - R6/02 Key (Single)

BRAMAH Bramah R3/02 Window Lock

Finish : Nickel plated
 Keys Supplied : Separate
 Packed Quantity : 2
 Note : Stocked at London branch only
 15mm Body : 25mm screen

FEATURES

- Suitable for most metal window frames.

OPERATION

- Locking is by means of a threaded bolt screwed in to clamp window and frame together.
- Secured and released by use of the key.



L14694

PRODUCT CODES

L14694 - ZP R3/02

BRAMAH Bramah R3/03 Window Lock

Finish : White

FEATURES

- Suitable for metal windows.
- Simple to fit.
- Uses R6/01 key (separate).

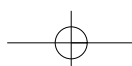


L12732

Size	50.5 x 16 Dia.
------	----------------

PRODUCT CODES

L12732 - WH R3/03





Door & Window Locks Window Security

BRAMAH Bramah R3/04 Window Lock

Finish : White

FEATURES

- Simple to fit, uses R6/01 key (separate).



L12733

Size 44 x 16 Dia.

PRODUCT CODES
L12733 - WH R3/04

BRAMAH Bramah R4 Window Fastener

Finish : Satin chrome

FEATURES

- Used in problem situations, for example: Stay Locks, Single and Double Sliding Patio Doors. Removable Grille and Access Panel Locks.
- The threads are installed using the uniquely designed Rola Key.



L14691

PRODUCT CODES
L14691 - SC R4/01
L12734 - SC R4/04
L14692 - SC R4/06
L14695 - SC R4/08

ERA Era 822 Sash Window Stop

Finish : Polished brass or satin chrome
Packed Quantity : Visi - 2 locks + 1 key per card
10 cards per carton

FEATURES

- Suitable for sliding sash windows.
- Supplied c/w fixing screws.

OPERATION

- Key operated stop screws into plate fitted to outer frame.
- Secures the window in the closed, or slightly open position for ventilation, by preventing it sliding past the stop.



678

Plate Stop 51 x 17

Stop Size 28 x 13 Dia.

PRODUCT CODES
L7985 - PB 2 Locks + 1 Key Visi
678 - SC 2 Locks + 1 Key Visi
L16585 - SC Trade Pack (50) Boxed

INGERSOLL Ingersoll SW66 Sash Window Stop

Finish : White
Packed Quantity : Visi - SW66K = 1 lock + 1 key per card
2SW66K = 2 locks + 1 key per card
6 cards per carton

FEATURES

- Suitable for sliding sash windows.
- Supplied c/w fixing screws.

OPERATION

- Secures the window in the closed, or slightly open position for ventilation, by preventing it sliding past the stop.
- Stop is engaged and released by use of the key only.

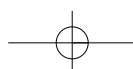


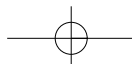
L8080

Faceplate 40 x 20

Barrel 25 x 16 Dia.

PRODUCT CODES
L8080 - WH 1 Lock + 1 Key Visi
L8081 - WH 2 Locks + 1 Key Visi





Door & Window Locks Window Security

Perkins & Powell

Perkins & Powell P268-A Sash Window Stop

Finish : Satin brass
Packed Quantity : 1

FEATURES

- For sliding sash windows.

OPERATION

- Secures the window in the lock position.
- Unscrew to release window.
- Stop is on a chain for safe keeping.



8981

PRODUCT CODES

8981 - SB Loose



Yale WSI Sash Window Stop

Finish : Polished brass
Packed Quantity : Visi - 1 per card
5 cards per carton

FEATURES

- Suitable for sliding sash windows.
- Supplied c/w fixing screws.

OPERATION

- Secures the window in the closed, or slightly open position for ventilation, by preventing it sliding past the stop.
- Stop is engaged and released by use of the key only.



429

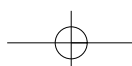
PRODUCT CODES

429 - PB Visi

ASSOCIATED PRODUCTS

432 - WSI Key (Pair)

Faceplate	48 x 21
Barrel	22 x 19 Dia.





Door & Window Locks Window Security

Sash Window Lock



Banham WI07 Sash Window Lock

Finish : Polished brass
 Keys Supplied : Separate
 Packed Quantity : 1
 Note : Stocked at London branch only

FEATURES

- Suitable for sliding sash windows.
- 3 slot keep plate allows window to be locked closed or in either of 2 open positions for ventilation.
- Supplied c/w fixing screws.

OPERATION

- The lock body is fixed to the meeting rail of the bottom sash and is operated by the key, which propels the bolt into the slotted keep plate fitted to the top sash.



7648

Body Size	60 x 38 x 30
Keep Plate Size	185 x 17 x 10

PRODUCT CODES

7648 - PB

ASSOCIATED PRODUCTS

- 7661 - Standard 75mm Key
- 7662 - Long 120mm Key
- L10369 - Triangular Key (Old Style)



Yale 8K108 Sash Window Lock

Finish : White
 Packed Quantity : Visi - 2 locks + 1 key per card
 5 cards per carton

FEATURES

- Suitable for sliding sash windows.
- Supplied c/w fixing screws.

OPERATION

- Lock is secured and released by use of the key.



7985

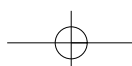
Body Size	42 x 45 x 23
-----------	--------------

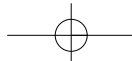
PRODUCT CODES

7985 - WH Visi

ASSOCIATED PRODUCTS

- 7986 - 8K108 Key (Pair)





Door & Window Locks Window Security

Snap Locks



Asec Automatic Metal Window Snap Lock

Finish : White
 Packed Quantity : Visi - 1 lock + 1 key per card
 10 cards per carton

FEATURES

- Suitable for outward opening hinged metal windows.
- Supplied c/w fixing screws.

OPERATION

- Automatically snaplocks when window is closed.
- Released by use of the key.



AS3413

PRODUCT CODES
 AS3413 - WH Visi



Asec Automatic Window Snap Lock

Finish : White
 Packed Quantity : Visi - 1 lock + 1 key per card
 10 cards per carton

FEATURES

- Suitable for outward opening hinged metal windows.
- Supplied c/w fixing screws.

OPERATION

- Automatically snaplocks when window is closed.
- Released by use of the key.



AS3412

PRODUCT CODES
 AS3412 - WH Cut Key Visi
 AS3411 - WH Std Key Visi



Era 801 & 802 Automatic Window Snap Lock

Finish : Polished brass, white or brown
 Packed Quantity : See individual details
 All visi packed
 10 cards per carton

FEATURES

- Suitable for outward opening hinged windows.
- Supplied c/w wedge plate for tapered frames & fixing screws.

OPERATION

- Automatically snaplocks when window is closed.
- Released by use of the key.



654

Size **63 x 17 x 37**

PRODUCT CODES

With Standard Key

- 657 - BRN Std Key 1 Lock + 1 Key Visi
- L5304 - BRN Std Key 4 Locks + 1 Key Visi
- L14511 - PB Std Key 1 Lock + 1 Key Visi
- 654 - WH Std Key 1 Lock + 1 Key Visi
- L3341 - WH Std Key 4 Locks + 1 Key Visi

With Cut Key

- 8121 - WH Cut Key 1 Lock + 1 Key Visi
- 8120 - EB Cut Key 1 Lock + 1 Key Visi
- L00065 - BRN Cut Key 1 Lock + 1 Key Visi

ASSOCIATED PRODUCTS

- 3088 - 581-56 Standard Key

BLANKS

- L00070 - 682-56 Genuine



Era 904 Automatic Window Snap Lock

Finish : White
 Packed Quantity : Visi - 1 lock + 1 key per card
 10 cards per carton

FEATURES

- Suitable for outward opening hinged metal windows.
- Supplied c/w fixing screws.

OPERATION

- Automatically snaplocks when window is closed.
- Released by use of the key.



L305

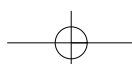
Size **50 x 35 x 39**

PRODUCT CODES

- L305 - WH Cut Key Visi

BLANKS

- L00070 - 682-56 Genuine





Door & Window Locks Window Security



Yale 118 Automatic Window Snap Lock

Finish : White
 Packed Quantity : Visi - 1 lock + 1 key per card
 6 cards per carton

FEATURES

- Suitable for outward opening hinged windows.
- Supplied c/w wedge plate for tapered frames & fixing screws.

OPERATION

- Automatically snaplocks when window is closed.
- Released by use of the key.



L885

Size

63 x 17x 18

PRODUCT CODES

L885 - WH Visi



Yale 8K120 Automatic Window Snap Lock

Finish : White
 Packed Quantity : Visi - 1 lock + 1 key per card
 6 cards per carton

FEATURES

- Suitable for outward opening hinged windows.
- Supplied c/w wedge plate for tapered frames & fixing screws.

OPERATION

- Automatically snaplocks when window is closed.
- Released by use of the key.



L374

Size

38 x 27 x 20

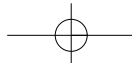
PRODUCT CODES

L374 - WH 1 Lock + 1 Key Visi

ASSOCIATED PRODUCTS

L5310 - 8K120K Key (Pair)





Door & Window Locks Window Security

Swing Locks



Asec Window Swing Lock

Finish : White
 Packed Quantity : Visi - 1 lock + 1 key per card
 10 cards per carton

FEATURES

- Suitable for most outward opening hinged windows.
- Supplied c/w fixing screws.

OPERATION

- Lock pivots to latch and is secured or released by use of the key.



AS3414

PRODUCT CODES
 AS3414 - WH KD Visi



Era 809 Window Swing Lock

Finish : White
 Packed Quantity : Visi - 1 lock + 1 key per card
 10 cards per carton

FEATURES

- Suitable for most outward opening hinged windows.
- Supplied c/w fixing screws.

OPERATION

- Lock pivots to latch and is secured or released by use of the key.



L00058

PRODUCT CODES
 L00058 WH Visi

ASSOCIATED PRODUCTS
 L9493 - 583-56 Key

Size

53 x 13 x 23



Era 903 Window Swing Lock

Finish : White
 Packed Quantity : Visi - 2 locks + 1 key per card
 10 cards per carton

FEATURES

- Suitable for most outward opening hinged metal windows.
- Supplied c/w fixing screws.

OPERATION

- Lock pivots to latch and is secured or released by use of the key.



L00059

PRODUCT CODES
 L00059 - WH 2 Locks + 1 Key Visi

ASSOCIATED PRODUCTS
 L9493 - 583-56 Key

Size

53 x 13 x 23



Yale 8K101 Window Swing Lock

Finish : White, brown, polished brass
 Packed Quantity : 8K101LK - 1 lock + 1 key per card
 8K101M - 4 locks + 1 key per card
 10 cards per carton

FEATURES

- Particularly suitable for outward opening hinged windows with narrow frames.
- Supplied c/w fixing screws.

OPERATION

- Lock is secured and released by use of the key.



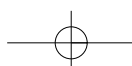
8944

PRODUCT CODES
 8944 - BRN 8K101M 4 Locks + 1 Key Visi
 L112 - PB 8K101M 4 Locks + 1 Key Visi
 L5575 - WH 8K101LK 1 Lock + 1 Key Visi
 7794 - WH 8K101M 4 Locks + 1 Key Visi
 9646 - WH 8K101/TP-50 Trade Pack (50)

ASSOCIATED PRODUCTS
 395 - 8K101 Key (Pair)
 L8037 - 8K101K/TP-20

Size

52 x 30 x 12



Door & Window Locks Window Security



Yale 8K106 Window Swing Lock

Finish : White
 Packed Quantity : Visi - 2 locks + 1 key + 1 drill bit
 per card
 5 cards per carton

FEATURES

- Suitable for outward opening hinged metal windows.
- Supplied c/w fixing screws.

OPERATION

- Lock is fitted to the opening frame and grips the staple with a clenching action.
- Secured and released by use of the key.



413

Size

52 x 29 x 12

PRODUCT CODES

413 - WH 2 Locks + 1 Key Visi
 L7033 - WH Trade Pack (20) Loose

ASSOCIATED PRODUCTS

395 - 8K101 Key (Pair)



Yale 8K123 Window Swing Lock

Finish : White
 Packed Quantity : 5, clam packed, 1 lock & 1 key

FEATURES

- For UPVC windows.

OPERATION

- Lock for surface.
- Fixing onto the window section, which is locked around the frame fixed staple by use of key.



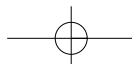
L6070

Size

61 X 49

PRODUCT CODES

L6070 - WH Visi



Door & Window Locks Window Security

Transom Locks



Era 825 Transom Window Lock

Finish : White
 Packed Quantity : Visi - 1 lock + 1 key per card
 10 cards per carton

FEATURES

- Fully removable to allow window opening.

OPERATION

- Clamps the window stay to the fixed peg on metal transom.
- Secured and released by use of the key.



684

Size

32 x 26 x 39

PRODUCT CODES

684 - WH Visi



Yale 121 Transom Window Lock

Finish : White
 Packed Quantity : Visi - 1 clamp + 1 key per card

FEATURES

- Suitable for metal fanlight windows.
- Fully removable to allow window opening.

OPERATION

- Clamps the window stay to the fixed peg on metal transom.
- Secured and released by use of the key.



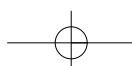
L6943

Size

27 x 25 x 40

PRODUCT CODES

L6943 - WH Visi





Established 1784
Bramah

Window Locks of Distinction



Partnership with Aldridge

security • quality • history

www.bramah.co.uk





Index

Padlocks & Bars

	Padlock Body only	
	• Body only	270 - 274
	Padlock Brass	
	• Closed Shackle	275
	• Long Shackle	276 - 281
	• Open Shackle	282 - 298
	Padlock Combination	
	• Combination Padlocks	299 - 311
	Padlock Concealed	
	• Concealed Shackle	312
	Padlock Discus	
	• Padlock Discus	313 - 316
	Padlock Laminated	
	• Padlock Laminated	317 - 321
	Padlock Lever	
	• Padlock Lever	322 - 325
	Closed Shackle	
	• Closed Shackle	326 - 330
	Long Shackle	
	• Long Shackle	331 - 332
	Open Shackle	
	• Open Shackle	333 - 338
	Sliding Shackle	
	• Sliding Shackle	339 - 343

Padlocks & Bars Padlock - Body Only

Body Only




ABUS 83/45 Series Brass Open Shackle Padlock Without Cylinder

Mechanism : Removable cylinder
 Body Finish : Brass
 Shackle Finish : "NanoProtect" hardened steel alloy
 Packed Quantity : 6

FEATURES

- 8mm Through hardened steel alloy shackle, resists all attacks.
- Bolt Cutter Resistant.
- Ball Bearing Locking.
- "NanoProtect" corrosion resistant hardened steel shackle for longer life.



L19217

Body Width	47	Shackle Diameter	8
Body Height	52	Body Depth	21
Horizontal Clearance	23.5	Overall Height	85
Vertical Clearance	25		

PRODUCT CODES

L19217 - 83/45 w/o Cylinder

CYLINDERS

L19465 - 0 Bitted
 L19433 - E60 0 Bitted
 L19582 - KA




ABUS 83/50 Series Brass Open Shackle Padlock Without Cylinder

Mechanism : Removable cylinder
 Body Finish : Chrome plated brass
 Shackle Finish : "NanoProtect" hardened steel alloy
 Packed Quantity : 6

FEATURES

- Adapts to most requirements inc. key retaining or not.
- 10mm Through hardened steel alloy shackle, resists all attacks.
- Bolt Cutter Resistant.
- Ball Bearing Locking.
- "NanoProtect" corrosion resistant hardened steel shackle for longer life.



L19218

Body Width	48	Shackle Diameter	10
Body Height	51	Body Depth	20.5
Horizontal Clearance	23.5	Overall Height	87.5
Vertical Clearance	26.5		

PRODUCT CODES

L19218 - 83/50 w/o Cylinder

CYLINDERS

L19465 - 0 Bitted
 L19433 - E60 0 Bitted
 L19582 - KA




ABUS 83AL/40 Series Colour Coded Aluminium Open Shackle Padlock Without Cylinder

Mechanism : Removable cylinder
 Body Finish : Titalium™
 Shackle Finish : "NanoProtect" hardened steel alloy
 Packed Quantity : 6

FEATURES

- Precision extruded, cut & drilled pure aluminium body, light & strong.
- Zinc plated brass lock mechanism, prevents chemical corrosion.
- Enhanced aluminium coating, looks good longer.
- Rekeyable mechanism, allows locks to be changed to new key.



L19211

Body Width	40	Shackle Diameter	6.5
Body Height	52.5	Body Depth	19
Horizontal Clearance	23	Overall Height	97
Vertical Clearance	38		

PRODUCT CODES

L19211 - 83AL 40mm Black
 L19212 - 83AL 40mm Blue
 L19213 - 83AL 40mm Green
 L19214 - 83AL 40mm Red
 L19215 - 83AL 40mm Silver
 L19216 - 83AL 40mm Yellow

CYLINDERS

L19465 - 0 Bitted
 L19433 - E60 0 Bitted
 L19582 - KA



Padlocks & Bars Padlock - Body Only




ABUS 83CS/50 Series Brass Closed Shackle Padlock Without Cylinder

Mechanism : Removable cylinder
 Body Finish : Brass
 Shackle Finish : "NanoProtect" hardened steel alloy
 Packed Quantity : 6

FEATURES

- Adapts to most requirements inc. key retaining or not.
- 10mm Through hardened steel alloy shackle, resists all attacks.
- Bolt Cutter Resistant.
- Ball Bearing Locking.
- "NanoProtect" corrosion resistant hardened steel shackle for longer life.



L19219

Body Width	48	Shackle Diameter	10
Body Height	49	Body Depth	21
Horizontal Clearance	22	Overall Height	86
Vertical Clearance	27		

PRODUCT CODES

L19219 - 83CS/50mm w/o Cylinder

CYLINDERS

- L19465 - 0 Bitted
- L19433 - E60 0 Bitted
- L19582 - KA




ABUS 83/55 Rock Series Steel Open Shackle Padlock Without Cylinder

Mechanism ; Removable cylinder
 Body Finish : Steel
 Shackle Finish : "NanoProtect" hardened steel alloy
 Packed Quantity : 6

FEATURES

- Adapts to most requirements inc. key retaining or not.
- Through hardened steel alloy body, resists all attacks.
- Bolt cutter resistant.
- Ball bearing locking.
- "NanoProtect" corrosion resistant hardened steel shackle for longer life.



L19221

Body Width	55	Shackle Diameter	11.5
Body Height	102	Body Depth	25
Horizontal Clearance	25	Overall Height	53.5
Vertical Clearance	37		

PRODUCT CODES

L19221 - 83/55mm w/o Cylinder

CYLINDERS

- L19465 - 0 Bitted
- L19433 - E60 0 Bitted
- L19582 - KA



ABUS 83CS/55 Rock Series Steel Closed Shackle Padlock Without Cylinder

Mechanism ; Removable cylinder
 Body Finish : Steel
 Shackle Finish : "NanoProtect" hardened steel alloy
 Packed Quantity : 6

FEATURES

- Adapts to most requirements inc. key retaining or not, specialist tools available.
- Through hardened steel alloy body & shackle, resists all attacks.
- Bolt cutter resistant.
- Ball bearing locking.
- "NanoProtect" corrosion resistant hardened steel shackle for longer life.



L19223

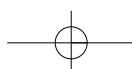
Body Width	55	Shackle Diameter	11.5
Body Height	53.5	Body Depth	25
Horizontal Clearance	24.5	Overall Height	92.5
Vertical Clearance	27.5		

PRODUCT CODES

L19223 - 83CS/55 w/o Cylinder

CYLINDERS

- L19465 - 0 Bitted
- L19433 - E60 0 Bitted
- L19582 - KA



Padlocks & Bars Padlock - Body Only



ABUS 83WP/63 Series Weatherproof Steel Open Shackle Padlock Without Cylinder

Mechanism : Removable cylinder
 Body Finish : Sealed locked body
 Shackle Finish : "NanoProtect" hardened steel alloy
 Packed Quantity : 6

FEATURES

- Adapts to most requirements inc. key retaining or not.
- Through hardened steel alloy body & shackle, resists all attacks.
- Ball bearing locking, resists lever & torsion attacks
- High impact sealed lock body, keyway protective cover designed to keep dirt out.
- "NanoProtect" corrosion resistant hardened steel shackle for longer life.



L19224

	L19224	L19225
Body Width	56.5	65
Body Height	62	65.5
Horizontal Clearance	23.5	25
Vertical Clearance	27.5	33
Shackle Diameter	8	11
Body Depth	35.5	34.5
Overall Height	97.5	109.5

PRODUCT CODES

- L19224 - 83WP/53 w/o Cylinder
- L19225 - 83WP/63 w/o Cylinder

CYLINDERS

- L19465 - 0 Bitted
- L19433 - E60 0 Bitted
- L19582 - KA



ABUS 83WPCS/53 Series Weatherproof Steel Closed Shackle Padlock Without Cylinder

Mechanism : Removable cylinder
 Body Finish : Sealed lock body
 Shackle Finish : "NanoProtect" hardened steel alloy
 Packed Quantity : 6

FEATURES

- Adapts to most requirements inc. key retaining or not.
- 8mm through hardened steel alloy body & shackle, resists all attacks.
- Ball bearing locking, resists lever & torsion attacks.
- High impact sealed lock body, keyway protective cover designed to keep dirt out.
- "NanoProtect" corrosion resistant hardened steel shackle for longer life.



L19226

Body Width	56.5	Shackle Diameter	8
Body Height	64.5	Body Depth	34.5
Horizontal Clearance	19	Overall Height	97.5
Vertical Clearance	25		

PRODUCT CODES

- L19226 - 83WPCS/53 w/o Cylinder

CYLINDERS

- L19465 - 0 Bitted
- L19433 - E60 0 Bitted
- L19582 - KA



ABUS 83WPIB/53 Series Marine Brass Open Stainless Steel Shackle Padlock without Cylinder

Mechanism ; Removable cylinder
 Body Finish : Sealed lock body
 Shackle Finish : Stainless steel
 Packed Quantity : 6

FEATURES

- 8mm through hardened steel alloy shackle, for maximum corrosion protection.
- Numerous KA/MK suites available, multiple site security.
- 83WPIB- The ultimate weatherproof padlock, marine grade stainless steel shackle - High impact sealed lock body, keyway protective cover designed to keep dirt out.



L19220

Body Width	56.5	Shackle Diameter	8
Body Height	62	Body Depth	35.5
Horizontal Clearance	23.5	Overall Height	97.5
Vertical Clearance	27.5		

PRODUCT CODES

- L19220 - 83WPIB/53 w/o Cylinder

CYLINDERS

- L19465 - 0 Bitted
- L19433 - E60 0 Bitted
- L19582 - KA

Padlocks & Bars Padlock - Body Only




Evva Brass Open Shackle Padlock Body

Body Finish : Brass
Shackle Finish : Hardened steel

FEATURES

- Open, closed & long shackle versions.
- Accepts Evva A5, GPI, DPS, 3KS & MCS padlock modules.



L12680

	47mm	55mm		47mm	55mm
Body Width	47	55	Vertical Clearance	30	36
Body Height	54	54	Shackle Diameter	8	10
Horizontal Clearance	24	28	Body Depth	20	22

PRODUCT CODES

L12679 - 47mm
L12680 - 55mm




Master Lock Pro-Series Brass Padlock Body

Body Finish : Black or brass (6852 only)
Shackle Finish : Bright zinc plated
Packed Quantity : Boxed - 1

FEATURES

- Open and close shackle versions.
- Solid brass body (6852 only).
- Laminated steel body with black thermoplastic cover (All except for 6852).
- Hardened Boron alloy steel shackle.
- Solid iron shroud on close shackle version.
- Stainless steel double ball locking mechanism.
- Accepts Evva KIK2 cylinders.



L9483

	L9483	L9485	L9482	L9484	L9487
Body Width	50	53	53	67	67
Body Height	59	89	65	91	65
Horizontal Clearance	23	23	23	23	23
Vertical Clearance	37	20	28	20	35
Shackle Diameter	9	8	8	11	11
Body Depth	25	33	33	33	33


PRODUCT CODES

L9483 - 50mm Open Shackle
L9485 - 53mm Closed Shackle
L9482 - 53mm Open Shackle
L9484 - 67mm Closed Shackle
L9487 - 67mm Open Shackle



Squire HEB50 Brass Open Shackle Padlock Body

Material : Brass
Finish : Nickel plated
Shackle Finish : Hardened steel



L16655

Body Width	50	Vertical Clearance	40
Body Height	47	Shackle Diameter	8
Horizontal Clearance	27.5	Body Depth	27

PRODUCT CODES

L16655 - 50mm Brass



Padlocks & Bars Padlock - Body Only




Squire SS50 Stronghold Steel Padlock Body

Body Finish : Electroless nickel plated
 Shackle Finish : Hardened alloy steel

FEATURES

- Open and closed shackle versions.
- Solid hardened steel body.
- Hardened boron alloy steel shackle.
- Accepts Evva euro cylinders.



L13256

PRODUCT CODES

- L13256 - 50mm Open Shackle
- L13257 - 50mm Closed Shackle
- L13258 - 50mm Long Shackle

L13256 L13257 L13258

Body Width	50	50	50
Body Height	56	78	56
Horizontal Clearance	23	16	23
Vertical Clearance	25	16	66
Shackle Diameter	10	10	10
Body Depth	26	26	26



Squire SS65 Stronghold Steel Padlock Body

Body Finish : Electroless nickel plated
 Shackle Finish : Hardened alloy steel

FEATURES

- Open and closed shackle versions.
- Solid hardened steel body.
- Hardened boron alloy steel shackle.
- Accepts Evva euro cylinders.



L8766

PRODUCT CODES

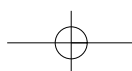
- L8766 - 65mm Open Shackle
- L8767 - 65mm Closed Shackle

ASSOCIATED PRODUCTS

- 5003 - SQ3R Silca

L8766 L8767

Body Width	65	65
Body Height	66	90
Horizontal Clearance	29	19
Vertical Clearance	29	19
Shackle Diameter	13	13
Body Depth	32	32



Padlocks & Bars Padlock - Brass

Closed Shackle



ABUS 65 Series Brass Closed Shackle Padlock

Mechanism ; Pin tumbler
 Body Finish : Brass
 Shackle Finish : "NanoProtect" hardened steel alloy
 Packed Quantity : 6

FEATURES

- Pin tumbler cylinder with anti-pick mushroom pins, resists picking.
- "NanoProtect" corrosion resistant hardened steel shackle for longer life.
- Double bolted, for more shackle strength.



L19112

	L19112	L19113
Body Width	40	50
Body Height	34.5	45
Horizontal Clearance	14	18.5
Vertical Clearance	18	20.5
Shackle Diameter	7	8.5
Body Depth	14.5	17
Overall Height	59.5	74

PRODUCT CODES

L19112 - 65CS/ 40 Visi
 L19113 - 65CS/ 50 Visi

BLANKS

L19478 - 40mm 5 Pin
 L19480 - 50mm 5 Pin



ABUS 83CS/50 Series Brass Closed Shackle Padlock

Mechanism : Pin cylinder
 Body finish : Chrome plated brass
 Shackle Finish : "NanoProtect" hardened steel alloy
 Packed Quantity : 6

FEATURES

- Through hardened steel alloy shackle, resists all attacks.
- Pin tumbler cylinder with anti-pick mushroom pins, resists picking.
- Rekeyable mechanism, allows locks to be changed to new key.
- Numerous KA/MK suites available, multiple site security.
- "NanoProtect" corrosion resistant hardened steel shackle for longer life.



L19204

Body Width	48	Shackle Diameter	10
Body Height	49	Body Depth	21
Horizontal Clearance	22	Overall Height	86
Vertical Clearance	27		

PRODUCT CODES

L19204 - 83CS/50 KA (2745)
 L19195 - 83CS/50 Visi



Union 3142 Brass Closed Shackle Padlock


Mechanism : 5 Pin
 Size : 51mm
 Shackle Finish : Chrome plated
 Key Retaining : No
 Keys Supplied : 2
 Master Keyed : Works
 Packed Quantity : Boxed - 10

FEATURES

- Solid brass body.
- Hardened steel close shackle.
- Stocked keyed alike.

OPERATION

- Snaplocking, key to unlock.



3802

Body Width	51	Vertical Clearance	23
Body Height	57	Shackle Diameter	8
Horizontal Clearance	23	Body Depth	22

PRODUCT CODES

3802 - 51mm KA "WVL482" Boxed

BLANKS

4035 - KB502B Genuine
 6228 - UNI3 Copy



Padlocks & Bars Padlock - Brass

Long Shackle



ABUS 55 Series Brass Long Shackle Padlock

Mechanism : Pin tumbler
 Body Finish : Brass
 Shackle Finish : Hardened steel
 Packed Quantity : 12

FEATURES

- Solid brass body, durable security.
- Pin tumbler cylinder with anti-pick mushroom pins, resists picking.
- Hardened steel shackle, resists hacksaw attacks
- Double bolted, increased shackle strength.



Body Width	38	Shackle Diameter	6.5
Body Height	32	Body Depth	13
Horizontal Clearance	20,5	Overall Height	102
Vertical Clearance	63		

PRODUCT CODES

- L19086 - 55/40HB63 38mm KA (5401)
- L19087 - 55/40HB63 38mm KA (5402)

BLANKS

- L19470 - Genuine 5 Pin




ABUS 65 Series Brass Long Shackle Padlock

Mechanism : Pin tumbler with anti-pick pins
 Body Finish : Brass
 Shackle Finish : 20mm & 30mm hardened steel
 40mm & above - through hardened steel alloy
 Packed Quantity : 12

FEATURES

- Pin tumbler cylinder with anti-pick mushroom pins, resists picking.
- Hardened steel shackle 20mm - 30mm, through hardened steel alloy shackle 40mm & above.
- Double bolted 30mm and above.
- "NanoProtect" corrosion resistant hardened steel shackle for longer life.



	30mm Body 60mm Shackle	30mm Body 70mm Shackle	40mm Body 40mm Shackle	40mm Body 63mm Shackle	50mm Body 80mm Shackle
Body Width	30	30	40	40	50
Body Height	28	28	33.5	33.5	41
Horizontal Clearance	16	16	22	22	28
Vertical Clearance	60	70	40	63	80
Shackle Diameter	5	5	6.5	6.5	8
Body Depth	14	14	15	15	18
Overall Height	93	103	80	103	129

PRODUCT CODES

- L19141 - 30mm KA (6304) 60mm Shackle
- L19163 - 30mm KA (6304) 70mm Brass Shackle
- L19164 - 30mm KA (6305) 70mm Brass Shackle
- L19123 - 30mm KD 60mm Shackle
- L19100 - 30mm KD 60mm Shackle Visi
- L19119 - 30mm KD 70mm Brass Shackle
- L19147 - 40mm KA (6404) 40mm Shackle
- L19149 - 40mm KA (6404) 63mm Shackle
- L19148 - 40mm KA (6405) 40mm Shackle
- L19150 - 40mm KA (6405) 63mm Shackle
- L19126 - 40mm KD 40mm Shackle
- L19105 - 40mm KD 40mm Shackle Visi
- L19127 - 40mm KD 63mm Shackle
- L19106 - 40mm KD 63mm Shackle Visi
- L19155 - 50mm KA (6504) 80mm Shackle
- L19156 - 50mm KA (6506) 80mm Shackle
- L19130 - 50mm KD 80mm Shackle

BLANKS

- L19476 - Genuine 30mm 4 Pin
- L19478 - Genuine 40mm 5 Pin
- L19480 - Genuine 50mm & 60mm 5 Pin



Padlocks & Bars Padlock - Brass



ABUS 70IB Series Marine Brass Long Stainless Steel Shackle Padlock

Mechanism : Pin tumbler
 Body Finish : Brass
 Shackle Finish : Stainless steel
 Packed Quantity : 12

FEATURES

- Pin tumbler cylinder with anti-pick mushroom pins, resists picking.
- Stainless steel Shackle (IB), maximum corrosion resistance.
- Sealed lock body with cover seal : Protects cylinder against water & dirt.
- Shock absorbing vinyl case, all round protection.
- "NanoProtect" corrosion resistant hardened steel shackle for longer life.



LI9182

	53mm	59mm
Body Width	53	59
Body Height	41	41
Horizontal Clearance	20.5	24.5
Vertical Clearance	63	80
Shackle Diameter	8	9
Body Depth	28	30.5
Body Depth	112	130

PRODUCT CODES

- LI9182 - 70IB/45HB63 53mm KA (6401)
- LI9173 - 70IB/45HB63 53mm KA Visi
- LI9184 - 70IB/50HB80 59mm KA (6401)
- LI9175 - 70IB/50HB80 59mm KA Visi

BLANKS

- LI9478 - Genuine 5 Pin



Asec KA Long Shackle Brass Padlock


Mechanism : 30mm - 4 Pin
 Sizes : 40mm & 50mm - 5 Pin
 30mm, 40mm, 50mm
 Shackle Finish : Chrome plated
 Key Retaining : No
 Keys Supplied : 2
 Keyed Alike : Yes
 Packed Quantity : Outer - 12 boxed
 Inner - 1 boxed

FEATURES

- Double locking.
- Hardened steel shackle.
- Ideal for sheds, vans, luggage, lockers, gates, bikes & much more.

OPERATION

- Snap lock, unlock by key.



AS2505

	30mm	40mm	50mm
Body Width	30	40	50
Body Height	28	33	40
Horizontal Clearance	16	22	27
Vertical Clearance	44	60	82
Shackle Diameter	4.5	6	7.5
Body Depth	13	14	16

PRODUCT CODES

- AS2505 - 30mm KA Boxed
- AS2511 - 40mm KA Boxed
- AS2521 - 50mm KA Boxed

BLANKS

- AS1132 - 20mm
- AS1133 - 25mm
- AS1134 - 30 / 35mm
- AS1135 - 40 / 45mm
- AS1136 - 50 / 60mm
- AS2532 - 40mm BB Masterkey
- AS2533 - 50 / 60mm CC Masterkey

Padlocks & Bars Padlock - Brass



Asec KD Long Shackle Brass Padlock


Mechanism : 30mm - 4 pin
 40mm & 50mm - 5 pin
 Sizes : 30mm, 40mm, 50mm
 Shackle Finish : Chrome plated
 Key Retaining : No
 Keys Supplied : 2
 Packed Quantity : Outer - 12 boxed
 Inner - 1 boxed

FEATURES

- Double locking.
- Hardened steel shackle.
- Ideal for sheds, vans, luggage, lockers, gates, bikes & much more.

OPERATION

- Snap lock, unlock by key.



AS2517

	30mm	40mm	50mm
Body Width	30	40	50
Body Height	28	33	40
Horizontal Clearance	16	22	27
Vertical Clearance	44	60	82
Shackle Diameter	4.5	6	7.5
Body Depth	13	14	16

PRODUCT CODES

AS2507 - 30mm KD Visi
 AS2517 - 40mm KD Visi
 AS2526 - 50mm KD Visi

BLANKS

AS1132 - 20mm
 AS1133 - 25mm
 AS1134 - 30 / 35mm
 AS1135 - 40 / 45mm
 AS1136 - 50 / 60mm
 AS2532 - 40mm BB Masterkey
 AS2533 - 50 / 60mm CC Masterkey



Cisa 2201 I "0" Bitted Long Shackle Brass Padlock

Mechanism : 5 pin
 Size : 41mm & 50mm
 Shackle Finish : Nickel plated
 Key Retaining : No
 Keys Supplied : 2
 Keyed Alike : Ex-stock - See 4203
 Packed Quantity : Boxed - 12

FEATURES

- Solid brass body.
- Hardened steel shackle.
- Stocked keyed alike in all sizes.
- Locksmith version also available in 3 sizes.
- Also available KA & KD.

OPERATION

- Snaplocking, key to unlock.



L4544

	41mm	50mm
Body Width	41	50
Body Height	33	40
Horizontal Clearance	24	30
Vertical Clearance	63	80
Shackle Diameter	6	8
Body Depth	16	18

PRODUCT CODES

L4544 - 41mm Boxed
 L4545 - 50mm Boxed

BLANKS

5271 - CS7 Copy (for 41mm)
 5287 - CS206 Copy (for 50mm)

Padlocks & Bars Padlock - Brass



Cisa 2201 I KA Long Shackle Brass Padlock

Mechanism : 31mm - 4 pin
 41mm, 50mm & 52mm - 5 pin
 Size : 31mm, 41mm, 50mm & 52mm
 Shackle Finish : Nickel plated
 Key Retaining : No
 Keys Supplied : 2
 Keyed Alike : Ex-stock
 Packed Quantity : Boxed - 12

FEATURES

- Solid brass body.
- Hardened steel shackle.
- Stocked keyed alike in all sizes.
- Locksmith version also available in 3 sizes.
- Also available in KD.

OPERATION

- Snaplocking, key to unlock.



4718

	31mm	41mm	50mm	52mm
Body Width	31	41	50	52
Body Height	28	33	40	40
Horizontal Clearance	17	24	30	30
Vertical Clearance	65	63	80	127
Shackle Diameter	5	6	8	8
Body Depth	14	16	18	18

PRODUCT CODES

4718 - 31mm KA "GA0386" Boxed
 4207 - 31mm KA "GA0590" Boxed
 4210 - 41mm KA "FA0240" Boxed
 4728 - 41mm KA "FA0460" Boxed
 4212 - 41mm KA "FA0463" Boxed
 4723 - 41mm KA "FA0556" Boxed
 4223 - 50mm KA "BC0635" Boxed
 4228 - 50mm KA "BC0828" Boxed
 L265 - 52mm KA "BC0635" Boxed

BLANKS

5266 - CS6 Copy (for 31mm)
 5271 - CS7 Copy (for 41mm)
 5287 - CS206 Copy (for 50 & 52mm)



Cisa 2201 I KD Long Shackle Brass Padlock

Mechanism : 31mm - 4 pin
 Size : 41mm, 50mm & 52mm - 5 pin
 31mm, 41mm, 50mm & 52mm
 Shackle Finish : Nickel plated
 Key Retaining : No
 Keys Supplied : 2
 Keyed Alike : Ex-stock
 Packed Quantity : Boxed - 12

FEATURES

- Solid brass body.
- Hardened steel shackle.
- Stocked keyed alike in all sizes.
- Locksmith version also available in 3 sizes.

OPERATION

- Snaplocking, key to unlock.



4203

	31mm	41mm	50mm	52mm
Body Width	31	41	50	52
Body Height	28	33	40	40
Horizontal Clearance	17	24	30	30
Vertical Clearance	65	63	80	127
Shackle Diameter	5	6	8	8
Body Depth	14	16	18	18

PRODUCT CODES

4203 - 31mm KD Boxed
 4204 - 41mm KD Boxed
 4205 - 50mm KD Boxed
 4206 - 52mm KD Boxed

BLANKS


5266 - CS6 Copy (for 31mm)
 5271 - CS7 Copy (for 41mm)
 5287 - CS206 Copy (for 50 & 52mm)



Padlocks & Bars Padlock - Brass

Cisa 22111 Long Shackle Brass Padlock

Mechanism : 31mm - 4 pin
 41mm & 50mm - 5 pin
 Sizes : 31mm, 41mm & 50mm
 Shackle Finish : Nickel plated
 Key Retaining : No
 Keys Supplied : 2
 Keyed Alike : Ex-stock
 Packed Quantity : 31mm & 41mm boxed - 12
 50mm boxed - 6



L4194

FEATURES

- Solid brass body.
- Hardened steel shackle.
- Stocked keyed alike in all sizes.
- Locksmith version also available in 3 sizes.

OPERATION

- Snaplocking, key to unlock.

31mm 41mm 50mm

	31	41	50
Body Width	31	41	50
Body Height	28	33	40
Horizontal Clearance	17	24	29
Vertical Clearance	65	63	80
Shackle Diameter	5	6	8
Body Depth	13	14	16

PRODUCT CODES


L4194 - 31mm KD Boxed
 L4196 - 41mm KD Boxed
 L4197 - 50mm KA "FG3413" Boxed
 L3816 - 50mm KA "SC0025" Boxed
 L3813 - 50mm KD Boxed

BLANKS

L4049 - 01230-00-1 Genuine (for 31mm)
 L4050 - 01230-01-1 Genuine (for 41mm)
 L4048 - 01231 Genuine (for 50mm)

Squire Leopard Range Brass Long Shackle Padlocks

Mechanism : 30mm - 4 pin
 50mm - 5 pin
 Sizes : 30mm & 50mm
 Shackle Finish : Hardened steel
 Key Retaining : No
 Keys Supplied : 2
 Keyed Alike : Works (limited sizes)
 Packed Quantity : 20mm - 40mm visi - 12
 50mm - visi - 6



L11054

FEATURES

- Solid brass body.
- Hardened steel shackle.

OPERATION

- Snaplocking, key to unlock.

30mm 50mm

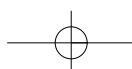
	30mm	50mm
Body Width	28.6	48
Body Height	26	36
Horizontal Clearance	14.5	25.5
Vertical Clearance	50	65
Shackle Diameter	4.8	7.2
Body Depth	12	14

PRODUCT CODES

L11054 - 30mm KD LP8 Visi
 L11058 - 50mm KD LP10 Visi

BLANKS

L744 - LP6/7 Genuine
 L745 - LP8 Genuine
 L746 - LP9/10 Genuine



Padlocks & Bars Padlock - Brass



Squire Lion Range Brass Long Shackle Padlocks

Mechanism : 5 Pin
 Sizes : 40mm & 50mm
 Shackle Finish : Hardened steel
 Key Retaining : No
 Keys Supplied : 2
 Differs : 1500
 Packed Quantity : 40mm & 50mm visi - 6

FEATURES

- Solid brass body.
- Hardened steel shackle.
- Stocked keyed alike in 2 popular sizes.
- Long shackle version also available (40mm only).

OPERATION

- Snaplocking, key to unlock.



L9932

	40mm	50mm
Body Width	40	50
Body Height	34	41
Horizontal Clearance	22	28
Vertical Clearance	64	65
Shackle Diameter	6	9
Body Depth	14	15

PRODUCT CODES

L9932 - 40mm KD Visi
 LI1053 - 50mm KD Visi

BLANKS

5028 - AB13 Silca




Tricircle 26 Series Brass Long Shackle Padlocks

Mechanism : 5 pin
 Sizes : 38mm & 50mm
 Shackle Finish : Steel
 Key Retaining : No
 Keys Supplied : 3
 Keyed Alike : No
 Packed Quantity : 6

OPERATION

- Snaplocking, key to unlock.



L17118

	38mm	50mm
Body Width	38	50
Body Height	35	43
Horizontal Clearance	19.5	25.5
Vertical Clearance	68	74
Shackle Diameter	6	9
Body Depth	16	18

PRODUCT CODES

L17118 - 38mm KD Boxed
 L17117 - 50mm KD Boxed

Padlocks & Bars Padlock - Brass

Open Shackle




ABUS 55 Series Brass Open Shackle Padlock

Mechanism : Pin tumbler
 Body Finish : Brass
 Shackle Finish : Hardened steel
 Packed Quantity : 12

FEATURES

- Solid brass body, durable security.
- Pin tumbler cylinder with anti-pick mushroom pins, resists picking.
- Hardened steel shackle, resists hacksaw attacks.
- Double bolted 30mm and above, increased shackle strength.
- Numerous KA/MK suites available, multiple site security.



L19082

L19082 L19083 L19084 L19085 L19088 L19089 L19090

Body Width	24	29	38	38	48	48	58
Body Height	23.5	26	32	32	37	37	44
Horizontal Clearance	12	14.5	20.5	20.5	25	25	32
Vertical Clearance	10.5	13.5	21.5	21.5	24	24	32
Shackle Diameter	4	4.5	6.5	6.5	7	7	8
Body Depth	10	12	13	13	14	14	16
Overall Height	38	44	60	60	68	68	84

PRODUCT CODES

- L19082 - 24mm KA (5251)
- L19083 - 29mm KA (5301)
- L19084 - 38mm KA (5401)
- L19085 - 38mm KA (5402)
- L19088 - 48mm KA (5501)
- L19089 - 48mm KA (5502)
- L19090 - 58mm KA (5601)

BLANKS

- L19470 - 5 Pin 40mm - 60mm




ABUS 65 Series Brass Open Shackle Padlock

Mechanism : Pin tumbler with anti-pick
 Body Finish : Brass
 Shackle Finish : 15mm brass - 20mm - 35mm
 hardened steel, 40mm and above
 through hardened steel alloy
 Packed Quantity : 12

FEATURES

- Pin tumbler cylinder with anti-pick mushroom pins, resists picking.
- Hardened steel Shackle 20mm - 30mm, through hardened steel alloy Shackle 40mm & above.
- Double bolted 30mm and above, for more shackle strength.
- "NanoProtect" corrosion resistant hardened steel shackle for longer life.



L19120

16mm 20mm 25mm 30mm 35mm

Body Width	16	20	25	30	35
Body Height	17	29	24.5	27.5	32.5
Horizontal Clearance	8	17	24	30	35
Vertical Clearance	12	17	23	28	36
Shackle Diameter	3	5	6	8	10
Body Depth	10	14	16	17	20
Overall Height	32	34	42	50	55

40mm 45mm 50mm 60mm

Body Width	40	20	25	30
Body Height	33	36.5	40	45.5
Horizontal Clearance	22	22.5	28	33
Vertical Clearance	22.5	24.5	29	35
Shackle Diameter	6.5	7	8	9.5
Body Depth	15	16	18	19
Overall Height	62	68	77	91

PRODUCT CODES

- L19132 - 16mm KA (151)
- L19091 - 16mm KD Visi
- L19092 - 16mm Twin Pack Visi
- L19133 - 20mm KA (6203)
- L19134 - 20mm KA (6204)
- L19120 - 20mm KD
- L19093 - 20mm KD Visi
- L19094 - 20mm Quad Pack Visi
- L19095 - 20mm Twin Pack Visi
- L19135 - 25mm KA (6253)
- L19136 - 25mm KA (6254)
- L19121 - 25mm KD
- L19096 - 25mm KD Visi
- L19137 - 30mm KA (6304)
- L19138 - 30mm KA (6305)
- L19139 - 30mm KA (6306)
- L19140 - 30mm KA (6310)
- L19122 - 30mm KD
- L19097 - 30mm KD Visi
- L19165 - 30mm MK (65301)
- L19166 - 30mm MK (65302)
- L19098 - 30mm Quad Pack Visi
- L19099 - 30mm Twin Pack Visi
- L19142 - 35mm KA (6354)
- L19124 - 35mm KD
- L19101 - 35mm KD Visi
- L19143 - 40mm KA (6404)
- L19144 - 40mm KA (6405)
- L19145 - 40mm KA (6406)
- L19146 - 40mm KA (6413)
- L19125 - 40mm KD
- L19102 - 40mm KD Visi
- L19167 - 40mm MK (65401)
- L19168 - 40mm MK (65402)
- L19103 - 40mm Quad Pack Visi
- L19104 - 40mm Twin Pack Visi
- L19128 - 45mm KD
- L19107 - 45mm KD Visi
- L19151 - 50mm KA (6504)
- L19152 - 50mm KA (6505)
- L19153 - 50mm KA (6506)
- L19154 - 50mm KA (6512)
- L19129 - 50mm KD
- L19108 - 50mm KD Visi
- L19169 - 50mm MK (65501)
- L19170 - 50mm MK (65502)
- L19109 - 50mm Twin Pack Visi
- L19157 - 60mm KA (6601)
- L19158 - 60mm KA (6602)
- L19159 - 60mm KA (6603)
- L19160 - 60mm KA (6606)
- L19131 - 60mm KD
- L19111 - 60mm KD Visi

BLANKS

- L19471 - Genuine 16mm LH
- L19472 - Genuine 16mm RH
- L19473 - Genuine 20mm
- L19474 - Genuine 25mm
- L19476 - Genuine 30mm - 35mm
- L19478 - Genuine 40mm - 45mm
- L19480 - Genuine 50mm - 60mm

Padlocks & Bars Padlock - Brass




ABUS 65 Series Brass Open Stainless Steel Shackle Padlock

Mechanism : Pin tumbler
 Body Finish : Brass
 Shackle Finish : Stainless steel
 Packed Quantity : 12

FEATURES

- Pin tumbler cylinder with anti-pick mushroom pins, resists picking.
- Stainless steel shackle.
- Double bolted for more shackle strength.



	31mm	41mm	50mm
Body Width	30	40	50
Body Height	27.5	33	40
Horizontal Clearance	16	22	28
Vertical Clearance	17.5	22.5	29
Shackle Diameter	5	6.5	8
Body Depth	14	15	18
Overall Height	50	62	77

PRODUCT CODES

- L19161 - 30mm KA (6304)
- L19114 - 30mm KD Visi
- L19162 - 40mm KA (6404)
- L19115 - 40mm KD Visi
- L19116 - 40mm Twin Pack Visi
- L19118 - 50mm KD Visi

BLANKS

- L19476 - Genuine 30mm 4 Pin
- L19478 - Genuine 40mm 5 Pin
- L19480 - Genuine 50mm 5 Pin




ABUS T65AL/40 Series Aluminium Open Shackle Padlock

Mechanism : 5 pin
 Body Finish : Aluminium with coloured coating
 Shackle Finish : Nano plated steel alloy
 Packed Quantity : 6

FEATURES

- Precision extruded, cut & drilled pure aluminium body, light & strong.
- Rust free 5 pin tumbler mechanism, with 65/40 keyway.
- Zinc plated brass lock mechanism, prevents chemical corrosion.
- KA suites available, multiple site security
- "NanoProtect" corrosion resistant hardened steel shackle for longer life.



Body Width	43	Shackle Diameter	6.5
Body Height	52.5	Body Depth	18
Horizontal Clearance	22	Overall Height	97
Vertical Clearance	22.5		

PRODUCT CODES

- L19239 - 43mm KA (6401) Black
- L19241 - 43mm KA (6401) Blue
- L19242 - 43mm KA (6401) Red
- L19243 - 43mm KA (6401) Violet Visi
- L19244 - 43mm KA (6401) White
- L19245 - 43mm KA (6401) Yellow
- L19240 - 43mm KA (6402) Black
- L19237 - 43mm KD Assorted Colours Visi
- L19504 - Counter Display Pack 6 Colours 12 Units

BLANKS

- L19478 - Genuine 5 Pin

Padlocks & Bars Padlock - Brass




ABUS T65AL/40 Series Ecolution Aluminium Open Shackle Padlock

Mechanism : 5 pin
 Body Finish : Aluminium with coloured coating
 Shackle Finish : "NanoProtect" plated hardened steel
 Packed Quantity : 6

FEATURES

- "NanoProtect" corrosion resistant hardened steel for a longer life.
- PVC free vinyl coating & recycled/recyclable materials, both padlock & packaging.
- Eco-friendly production methods, making a sustainable working environment.
- Non-toxic lubricants, as used in food industry, ensuring greener products & production.
- ABUS to donate €0.50 per lock to conservation projects, e.g. rain forest conservation.
- ABUS present the World's First "Green Padlocks" Environmentally Friendly "Ecolution" range.



L19238

Body Width	43	Shackle Diameter	6.5
Body Height	33	Body Depth	18
Horizontal Clearance	22	Overall Height	62
Vertical Clearance	22.5		

PRODUCT CODES

L19238 - T65AL/40 Ecolution 40mm



ABUS 70AL Series Aluminium Open Shackle Padlock

Mechanism : 5 pin
 Body Finish : Aluminium with vinyl cover
 Shackle Finish : "NanoProtect" hardened steel alloy
 Packed Quantity : 6

FEATURES

- Precision extruded, cut & drilled pure aluminium body, light & strong.
- Rust free 5 pin tumbler mechanism, with 65/40 keyway.
- Zinc plated brass lock mechanism, prevents chemical corrosion.
- Sealed lock body with cover seal, protects cylinder against water & dirt.
- Shock absorbing vinyl case, all round protection
- KA suites available, multiple site security.
- "NanoProtect" corrosion resistant hardened steel shackle for longer life.



L19176

Body Width	53	Vertical Clearance	24.5
Body Height	73	Shackle Diameter	8
Horizontal Clearance	20.5	Body Depth	26

PRODUCT CODES

L19171 - 70AL/45 KD Assorted Colours Visi
 L19176 - 70AL/45 Green KA (6401)
 L19177 - 70AL/45 Orange KA (6401)
 L19178 - 70AL/45 Silver KA (6401)
 L19179 - 70AL/45 Yellow KA (6401)
 L19502 - 70AL/45 Counter Display
 4 Colours 12 Units

BLANKS

L19478 - Genuine 5 Pin



ABUS 70IB Series Marine Brass Open Stainless Steel Shackle Padlock

Mechanism : Pin tumbler
 Body Finish : Brass with cover seal
 Shackle Finish : Stainless steel
 Packed Quantity : 6

FEATURES

- Pin tumbler cylinder with anti-pick mushroom pins, resists picking.
- Stainless steel shackle (IB), maximum corrosion resistance.
- Sealed lock body with cover seal, protects cylinder against water & dirt.
- Shock absorbing vinyl case, all round protection.



L19180

	53mm	59mm
Body Width	53	59
Body Height	40.5	43.5
Horizontal Clearance	20.5	24.5
Vertical Clearance	24.5	27.5
Shackle Diameter	8	9
Body Depth	28	30.5
Overall Height	73	80

PRODUCT CODES

L19180 - 70IB/45 53mm KA (6401)
 L19181 - 70IB/45 59mm KA (6404)
 L19172 - 70IB/45 59mm Visi
 L19183 - 70IB/50 59mm KA (6404)
 L19174 - 70IB/50 59mm Visi

BLANKS

L19478 - Genuine 5 Pin

Padlocks & Bars Padlock - Brass




ABUS 83/45 Series Brass Open Shackle Padlock

Mechanism : Pin tumbler
 Body Finish : Brass
 Shackle Finish : "NanoProtect" hardened steel alloy
 Packed Quantity : 6

FEATURES

- 8mm Through hardened steel alloy shackle, resists all attacks.
- Bolt Cutter Resistant.
- Ball Bearing Locking.
- "NanoProtect" corrosion resistant hardened steel shackle for longer life.



L19202

Body Width	46.5	Shackle Diameter	8
Body Height	50	Body Depth	21
Horizontal Clearance	23.5	Overall Height	85
Vertical Clearance	25		

PRODUCT CODES

- L19202 - 83/45 (2745)
- L19193 - 83/45 KD Visi

BLANKS

- L19465 - 0 Bitted
- L19433 - E60 0 Bitted
- L19582 - KA




ABUS 83/50 Series Brass Open Shackle Padlock

Mechanism : Pin tumbler
 Body Finish : Brass
 Shackle Finish : "NanoProtect" hardened steel alloy
 Packed Quantity : 6

FEATURES

- 8mm Through hardened steel alloy shackle, resists all attacks.
- Bolt Cutter Resistant.
- Ball Bearing Locking.
- "NanoProtect" corrosion resistant hardened steel shackle for longer life.



L19203

Body Width	48	Shackle Diameter	10
Body Height	51	Body Depth	20.5
Horizontal Clearance	23.5	Overall Height	87.5
Vertical Clearance	26.5		

PRODUCT CODES

- L19203 - 83/50 KA KA (2745)
- L19194 - 83/50 KA Visi

BLANKS

- L19465 - 0 Bitted
- L19433 - E60 0 Bitted
- L19582 - KA



ABUS 83WPIB/53 Series Marine Brass Open Stainless Steel Shackle Padlock

Mechanism : Pin tumbler
 Body Finish : Brass
 Shackle Finish : Stainless steel
 Packed Quantity : 3

FEATURES

- Stainless steel shackle for maximum corrosion protection.
- Pin tumbler cylinder with anti-pick mushroom pins, resists picking.
- Rekeyable mechanism, allows locks to be changed to new key.
- The ultimate weatherproof padlock, marine grade stainless steel shackle.
- High impact sealed lock body, keyway protective cover designed to keep dirt out.



L19205

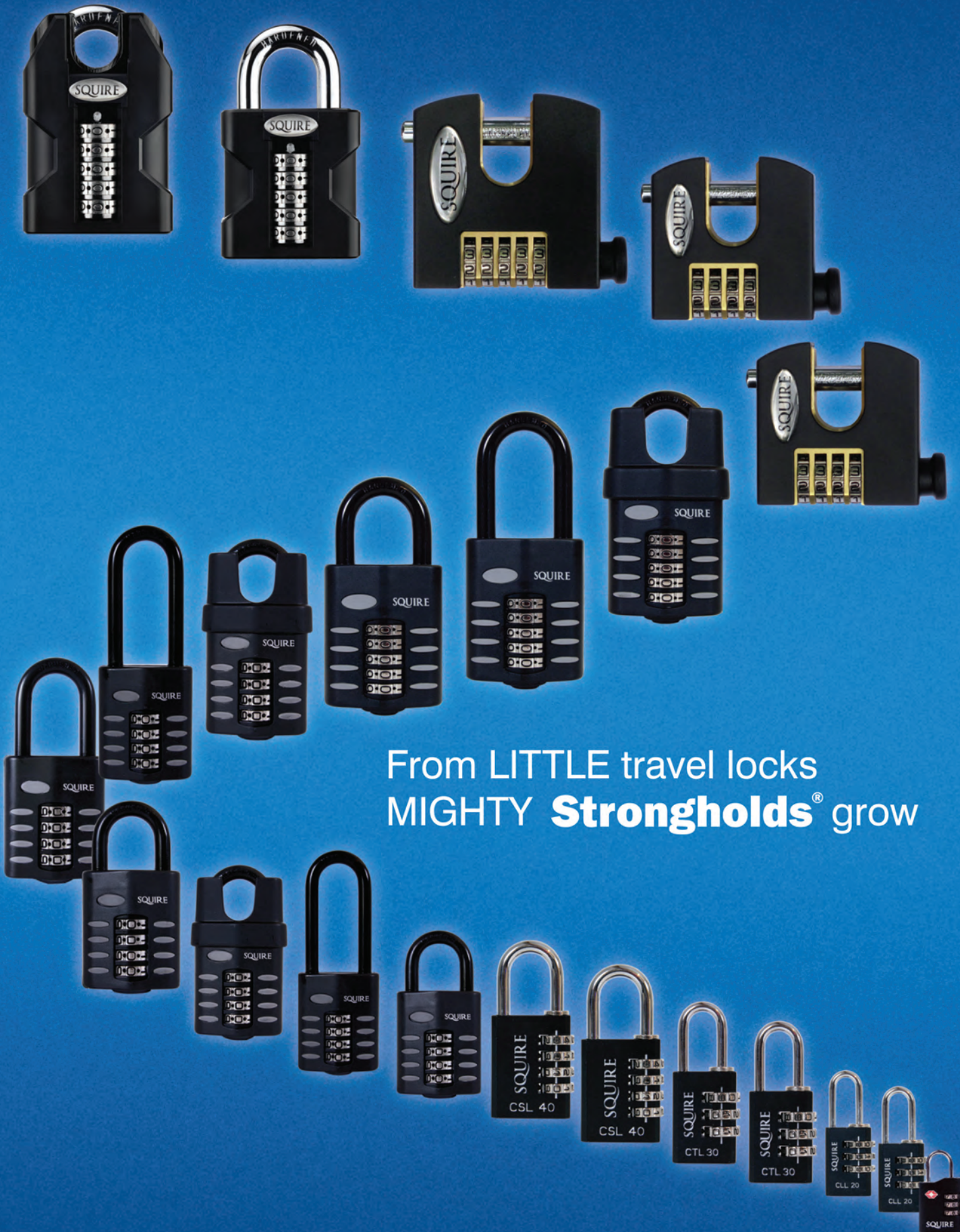
Body Width	56.5	Shackle Diameter	8
Body Height	61.5	Body Depth	35.5
Horizontal Clearance	23.5	Overall Height	97.5
Vertical Clearance	27.5		

PRODUCT CODES

- L19205 - 83WPIB/53 KA (2745)
- L19196 - 83WPIB/53 KD Visi

BLANKS

- L19488 - Genuine 5 Pin



From LITTLE travel locks
MIGHTY **Strongholds**® grow



www.squirelocks.co.uk



Padlocks & Bars Padlock - Brass



ABUS T84MB/40 Series Brass Open Shackle Padlock

Mechanism : Pin tumbler
 Body Finish : Solid Brass
 Shackle Finish : Solid Brass
 Packed Quantity : 12

FEATURES

- Solid brass body & Shackle, durable security.
- Pin tumbler cylinder with anti-pick mushroom pins, resists picking.
- Rustfree internal components, durable security
- Vinyl case, ideal for Lock Offs, luggage, sports equipment etc.
- Anti-static material, safe security.
- KA colour coded versions available, for use with ABUS Lock Off Hasps.



L19247

Body Width	43
Body Height	31
Horizontal Clearance	20.5
Vertical Clearance	21.5
Shackle Diameter	6.5
Body Depth	17
Overall Height	59

PRODUCT CODES

- L19246 - T84MB/40 KA (8401) Black
- L19247 - T84MB/40 (8402) Yellow
- L19248 - T84MB/40 (8403) Green
- L19249 - T84MB/40 (8404) Red
- L19250 - T84MB/40 (8405) Green
- L19251 - T84MB/40 (8406) Blue

BLANKS

- L19484 - Genuine 4 Pin - LH
- L19485 - Genuine 4 Pin - RH



ABUS 88/40 Series 'Plus' Brass Open Shackle Padlock

Mechanism : ABUS 'Plus' disk cylinder
 Body Finish : Chrome plated brass
 Shackle Finish : Through hardened steel alloy
 Packed Quantity : 6

FEATURES

- Through hardened steel alloy shackle, resists saw attacks.
- ABUS 'Plus' disk cylinder, resists drill, pull & manipulation attacks.
- Chrome plated brass body, for added corrosion protection.
- Ball bearing locking, prevents lever & torsion attacks.
- 250,000 manufactured key differs, each lock supplied with key code card, offers numerous keyed alike (KA) or master keyed (MK) options or further locks made up to same key as per card provided.



L19227

Body Width	40	Shackle Diameter	7
Body Height	43	Body Depth	19
Horizontal Clearance	22	Overall Height	72
Vertical Clearance	22		

PRODUCT CODES

- L19227 - 88/40 Visi

BLANKS

- L19489 - Genuine ABUS 'Plus'

Padlocks & Bars Padlock - Brass



ABUS 88RK/50 Series 'Plus' Rekeyable Brass Open Shackle Padlock

Mechanism : ABUS 'Plus' disk cylinder
 Body Finish : Chrome plated brass
 Shackle Finish : Through hardened steel alloy
 Packed Quantity : 6

FEATURES

- Through hardened steel alloy shackle, resists saw attacks.
- ABUS 'Plus' disk cylinder : Resists drill, pull & manipulation attacks.
- Chrome plated brass body, for added corrosion protection.
- Ball bearing locking, prevents lever & torsion attacks.
- 88RK50mm & 55mm with rekeyable mechanism, allows locks to be changed to new key.
- 250,000 manufactured key differs, each lock supplied with key code card, offers numerous keyed alike (KA) or master keyed. (MK) options or further locks made up to same key as per card provided.



L19228

	50mm	55mm
Body Width	50	55
Body Height	43.5	47
Horizontal Clearance	24	25
Vertical Clearance	26	31
Shackle Diameter	9.5	11
Body Depth	20	23
Overall Height	79	89

PRODUCT CODES

L19228 - 88RK/50 50mm Visi
 L19229 - 88RK/50 55mm

BLANKS

L19489 - Genuine ABUS 'Plus'



Asec KA Open Shackle Brass Padlock


Mechanism : 20mm - 3 Pin
 25mm - 35mm - 4 Pin
 40mm - 60mm - 5 Pin
 Sizes : 20mm, 25mm, 30mm, 35mm,
 40mm, 45mm, 50mm, 60mm
 Shackle Finish : Chrome plated
 Key Retaining : No
 Keys Supplied : 2
 Keyed Alike : Yes In sizes
 Packed Quantity : Outer - 12 boxed
 Inner - 1 boxed

FEATURES

- Double locking.
- Hardened steel shackle.
- Ideal for sheds, vans, luggage, lockers, gates, bikes & much more.

OPERATION

- Locked and unlocked by key.



AS2509

	20mm	25mm	30mm	35mm
Body Width	20	25	30	35
Body Height	20	26	28	30
Horizontal Clearance	11	13	16	19
Vertical Clearance	12	13	16	17
Shackle Diameter	3	4	4.5	5
Body Depth	11	11	13	13

	40mm	45mm	50mm	60mm
Body Width	40	45	50	60
Body Height	33	36	40	43
Horizontal Clearance	22	25	27	32
Vertical Clearance	23	26	29	34
Shackle Diameter	6	6.5	8	9
Body Depth	14	15	16	18

PRODUCT CODES

AS2500 - 20mm KA "A" Boxed
 AS2551 - 20mm KA Pair Visi
 AS2502 - 25mm KA "B" Boxed
 AS2504 - 30mm KA "C" Boxed
 AS2506 - 30mm KA "I" Boxed
 AS2509 - 35mm KA "D" Boxed
 AS2512 - 40mm KA "E" Boxed
 AS2513 - 40mm KA "J" Boxed
 AS2514 - 40mm KA "K" Boxed
 AS2515 - 40mm KA "L" Boxed
 AS2519 - 45mm KA "F" Boxed
 AS2522 - 50mm KA "G" Boxed
 AS2523 - 50mm KA "M" Boxed
 AS2524 - 50mm KA "N" Boxed
 AS2525 - 50mm KA "O" Boxed
 AS2536 - 50mm KA "P" Boxed
 AS2529 - 60mm KA "H" Boxed

BLANKS

AS1132 - 20mm
 AS1133 - 25mm
 AS1134 - 30mm / 35mm
 AS1135 - 40mm / 45mm
 AS1136 - 50mm / 60mm
 AS2532 - 40mm BB Masterkey
 AS2533 - 50mm / 60mm CC Masterkey

Padlocks & Bars Padlock - Brass



Asec KD Open Shackle Brass Padlock


Mechanism : 20mm - 3 pin
 25mm - 35mm - 4 pin
 40mm - 60mm - 5 pin
 Sizes : 20mm, 25mm, 30mm, 35mm,
 40mm, 45mm, 50mm, 60mm
 Shackle Finish : Chrome plated
 Key Retaining : No
 Keys Supplied : 2
 Packed Quantity : Outer - 12 boxed
 Inner - 1 boxed

FEATURES

- Double locking.
- Hardened steel shackle.
- Ideal for sheds, vans, luggage, lockers, gates, bikes & much more.

OPERATION

- Locked and unlocked by key.



	20mm	25mm	30mm	35mm
Body Width	20	25	30	35
Body Height	20	26	28	30
Horizontal Clearance	11	13	16	19
Vertical Clearance	12	13	16	17
Shackle Diameter	3	4	4.5	5
Body Depth	11	11	13	13

	40mm	45mm	50mm	60mm
Body Width	40	45	50	60
Body Height	33	36	40	43
Horizontal Clearance	22	25	27	32
Vertical Clearance	23	26	29	34
Shackle Diameter	6	6.5	7.5	9
Body Depth	14	15	16	18

PRODUCT CODES

AS2501 - 20mm KD Visi
 AS2503 - 25mm KD Visi
 AS2508 - 30mm KD Visi
 AS2510 - 35mm KD Visi
 AS2516 - 40mm KD Visi
 AS2520 - 45mm KD Visi
 AS2527 - 50mm KD Visi
 AS2530 - 60mm KD Visi

BLANKS

AS2532 - 40mm BB Masterkey
 AS2533 - 50 / 60mm CC Masterkey
 ASI132 - 20mm
 ASI133 - 25mm
 ASI134 - 30 / 35mm
 ASI135 - 40 / 45mm
 ASI136 - 50 / 60mm



Asec MK Open Shackle Brass Padlock


Mechanism : 5 pin
 Sizes : 40mm, 50mm, 60mm
 Shackle Finish : Chrome plated
 Key Retaining : No
 Keys Supplied : 2
 Master Keyed : Yes
 Packed Quantity : Outer - 12 boxed
 Inner - 1 boxed

FEATURES

- Double locking.
- Hardened steel shackle.
- Ideal for sheds, vans, luggage, lockers, gates, bikes & much more.

OPERATION

- Locked and unlocked by key.



	40mm	50mm	60mm
Body Width	40	50	60
Body Height	33	40	43
Horizontal Clearance	22	27	32
Vertical Clearance	23	29	34
Shackle Diameter	6	7.5	9
Body Depth	14	16	18

PRODUCT CODES

AS2518 - 40mm MK "BB" Boxed
 AS2528 - 50mm MK "CC" Boxed
 AS2531 - 60mm MK "CC" Boxed

BLANKS

ASI132 - 20mm
 ASI133 - 25mm
 ASI134 - 30 / 35mm
 ASI135 - 40 / 45mm
 ASI136 - 50 / 60mm
 AS2532 - 40mm BB Masterkey
 AS2533 - 50 / 60mm CC Masterkey




Padlocks & Bars Padlock - Brass



Cisa 22010 "0" Bitted Open Shackle Brass Padlock

Mechanism : 30mm - 4 pin
 40mm - 60mm - 5 pin
 Sizes : 30mm, 40mm, 50mm & 60mm
 Shackle Finish : Nickel plated
 Key Retaining : No
 Keys Supplied : 2
 Packed Quantity : 20mm - 40mm boxed - 12
 50mm - 70mm boxed - 6



4482

FEATURES

- Solid brass body.
- Hardened steel shackle.
- Stocked keyed alike in all sizes - see 4163
- Masterkeyed suites stocked in 3 popular sizes.
- Locksmith version also available in 4 sizes.

OPERATION

- Snaplocking, key to unlock.

	30mm	40mm	50mm	60mm
Body Width	30	40	50	60
Body Height	29	33	40	45
Horizontal Clearance	17	24	30	35
Vertical Clearance	17	23	28	36
Shackle Diameter	5	6	8	10
Body Depth	14	16	17	20

PRODUCT CODES

4482 30mm 0 Bit Boxed
 4492 40mm 0 Bit Boxed
 4501 50mm 0 Bit Boxed
 4512 60mm 0 Bit Boxed

ASSOCIATED PRODUCTS

4775 - Masterkey BCBN001

BLANKS

5273 - CS8 Copy (for 20 & 25mm)
 5266 - CS6 Copy (for 30mm)
 5271 - CS7 Copy (for 40mm)
 5287 - CS206 Copy (for 50 & 60mm)
 5291 - CS501 Copy (for 70mm)



Cisa 22010 KA Open Shackle Brass Padlock

Mechanism : 25mm - 30mm - 4 pin
 40mm - 60mm - 5 pin
 Sizes : 40mm, 50mm & 60mm
 Shackle Finish : Nickel plated
 Key Retaining : No
 Keys Supplied : 2
 Packed Quantity : 25mm - 40mm boxed - 12
 50mm - 70mm boxed - 6



4689

FEATURES

- Solid brass body.
- Hardened steel shackle.
- Stocked keyed alike in all sizes.
- Masterkeyed suites stocked in 3 popular sizes.
- Locksmith version also available in 4 sizes.

OPERATION

- Snaplocking, key to unlock.

	25mm	30mm	40mm	50mm	60mm
Body Width	25	30	40	50	60
Body Height	25	29	33	40	45
Horizontal Clearance	14	17	24	30	35
Vertical Clearance	14	17	23	28	36
Shackle Diameter	4.5	5	6	8	10
Body Depth	12	14	16	17	20

PRODUCT CODES

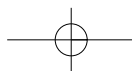
4163 - 25mm KA "HA0225" Boxed
 4689 - 30mm KA "GA0200" Boxed
 4692 - 30mm KA "GA0386" Boxed
 4178 - 30mm KA "GA0590" Boxed
 4187 - 40mm KA "FA0240" Boxed
 4698 - 40mm KA "FA0460" Boxed
 4189 - 40mm KA "FA0463" Boxed
 4696 - 40mm KA "FA0556" Boxed
 4701 - 50mm KA "BC0218" Boxed
 4193 - 50mm KA "BC0635" Boxed
 4703 - 50mm KA "BC0826" Boxed
 4195 - 50mm KA "BC0828" Boxed
 4706 - 60mm KA "BC0250" Boxed
 4196 - 60mm KA "BC0890" Boxed

ASSOCIATED PRODUCTS

4775 - Masterkey BCBN001

BLANKS

5273 - CS8 Copy (for 20 & 25mm)
 5266 - CS6 Copy (for 30mm)
 5271 - CS7 Copy (for 40mm)
 5287 - CS206 Copy (for 50 & 60mm)
 5291 - CS501 Copy (for 70mm)





Padlocks & Bars Padlock - Brass

Cisa 22010 KD Open Shackle Brass Padlock

Mechanism : 30mm - 4 pin
 40mm - 60mm - 5pin
 Sizes : 30mm, 40mm, 50mm, 60mm & 70mm
 Shackle Finish : Nickel plated
 Key Retaining : No
 Keys Supplied : 2
 Keyed Alike : Ex-stock
 Master Keyed : Ex-stock
 0 Bitted : Ex-stock
 Packed Quantity : 30mm - 40mm boxed - 12
 50mm - 60mm boxed - 6

FEATURES

- Solid brass body.
- Hardened steel shackle.
- Stocked keyed alike.
- Masterkeyed suites stocked in 3 popular sizes - see 4232
- Locksmith version also available in 4 sizes.

OPERATION

- Snaplocking, key to unlock.



4142

	30mm	40mm	50mm	60mm
Body Width	30	40	50	60
Body Height	29	33	40	45
Horizontal Clearance	17	24	30	35
Vertical Clearance	17	23	28	36
Shackle Diameter	5	6	8	10
Body Depth	14	16	17	20

PRODUCT CODES

4142 - 30mm KD Boxed
 4130 - 40mm KD Boxed
 4144 - 50mm KD Boxed
 4146 - 60mm KD Boxed

BLANKS

AS2532 - 40mm BB Masterkey
 AS2533 - 50mm / 60mm CC Masterkey
 ASI132 - 20mm
 ASI133 - 25mm
 ASI134 - 30mm / 35mm
 ASI135 - 40mm / 45mm
 ASI136 - 50mm / 60mm

Cisa 22010 MK Open Shackle Brass Padlock

Mechanism : 20mm - 30mm - 4 pin
 40mm - 60mm - 5 pin
 70mm - 6 pin
 Sizes : 20mm, 25mm, 30mm, 40mm, 45mm, 50mm, 60mm & 70mm
 Shackle Finish : Nickel plated
 Key Retaining : No
 Keys Supplied : 2
 Keyed Alike : Ex-stock
 Packed Quantity : 20mm - 40mm Boxed - 12
 50mm - 70mm Boxed - 6

FEATURES

- Solid brass body.
- Hardened steel shackle.
- Stocked keyed alike in all sizes.
- Masterkeyed suites stocked in 3 popular sizes.
- Locksmith version also available in 4 sizes.

OPERATION

- Snaplocking, key to unlock.



4232

	30mm	40mm	50mm
Body Width	30	40	50
Body Height	29	33	40
Horizontal Clearance	17	24	30
Vertical Clearance	17	23	28
Shackle Diameter	5	6	8
Body Depth	14	16	17

PRODUCT CODES

4232 - 30mm MK "GAAS00" Boxed
 4766 - 40mm MK "FAAJ00" Boxed
 4237 - 40mm MK "FAAT00" Boxed
 4773 - 50mm MK "BCBN00" Boxed
 4245 - 50mm MK "BCCG00" Boxed

RELATED PRODUCTS

4775 - Masterkey BCBN00I

BLANKS

5273 - CS8 Copy (for 20 & 25mm)
 5266 - CS6 Copy (for 30mm)
 5271 - CS7 Copy (for 40mm)
 5287 - CS206 Copy (for 50 & 60mm)
 5291 - CS501 Copy (for 70mm)






Padlocks & Bars Padlock - Brass

CISA Cisa 22110 Open Shackle Brass Padlock

Mechanism : 30mm - 4 pin
 40mm - 60mm - 5 pin
 Sizes : 30mm, 40mm, 50mm & 60mm
 Shackle Finish : Nickel plated
 Key Retaining : No
 Keyed Alike : Ex-stock
 Packed Quantity : 30mm & 40mm boxed - 12
 50mm & 60mm boxed - 6



L3804

FEATURES

- Solid brass body.
- Hardened steel shackle.
- Stocked keyed alike in all sizes.

OPERATION

- Snaplocking, key to unlock.

	30mm	40mm	50mm	60mm
Body Width	30	40	50	60
Body Height	28	33	40	45
Horizontal Clearance	17	24	30	35
Vertical Clearance	17	23	28	36
Shackle Diameter	5	6	8	10
Body Depth	13	14	16	17

PRODUCT CODES

L3807 - 30mm KA "GR0544" Boxed
 L3804 - 40mm KD Boxed
 L3805 - 50mm KD Boxed
 L3810 - 60mm KA "SC0025" Boxed
 L3806 - 60mm KD Boxed

BLANKS

L4049 - 01230-00-1 Genuine (for 30mm)
 L4050 - 01230-01-1 Genuine (for 40mm)
 L4048 - 01231 Genuine (for 50mm & 60mm)

EVVA Evva H24 Brass Open Shackle Padlock

Mechanism : 5 pin
 Body Finish : Nickel chrome plated
 Shackle Finish : Bright zinc
 Key Retaining : Yes
 Keys Supplied : 3
 Keyed Alike : In-house
 Master Keyed : In-house
 Packed Quantity : Boxed - 1



L8995

FEATURES

- Open shackle.
- Solid brass body.
- Hardened steel shackle.
- Key withdrawal only when locked.
- Keyed alike and master keyed in-house.
- Available in 5 pin open, 5 pin GPI and 5 pin DPS.

OPERATION

- Locked and unlocked by key.

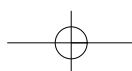
	45mm	55mm
Body Width	45	55
Body Height	35	35
Horizontal Clearance	24	30
Vertical Clearance	30	40
Shackle Diameter	8	10
Body Depth	25	25

PRODUCT CODES

L8995 - 45mm A5 Boxed
 L8972 - 45mm DPS Boxed
 L8970 - 45mm GPI Boxed
 L8996 - 55mm A5 Boxed
 L8973 - 55mm DPS Boxed

BLANKS

L7605 - A5 Open Genuine



Padlocks & Bars Padlock - Brass

Master Lock Master Lock 410 Set Of 4 KA 20mm Padlocks


Mechanism : 6 pin
 Sizes : 20mm
 Shackle Finish : Steel
 Key Retaining : Yes
 Keys Supplied : 1
 Keyed Alike : In sets of 4
 Master Keyed : Works

FEATURES

- Double locking steel shackle.

OPERATION

- Key to unlock.



LI6103

Body Width	40
Body Height	44.5
Horizontal Clearance	19.5
Vertical Clearance	39
Shackle Diameter	6
Body Depth	19

PRODUCT CODES

LI6103 - 20mm KD

Master Lock Master Lock 468I KA Pair Of TSA Luggage Locks

Mechanism : 3 pin
 Sizes : 32mm
 Shackle Finish : Steel
 Key Retaining : No
 Keys Supplied : 2
 Keyed Alike : In pairs
 Master Keyed : N/A
 Packed Quantity : 2

FEATURES

- TSA accepted padlock.
- Brass body with ABS vinyl protective cover.

OPERATION

- Key to unlock snap shut.



LI5623

Body Width	32
Body Height	24
Horizontal Clearance	11
Vertical Clearance	15
Shackle Diameter	3

PRODUCT CODES

LI5623 - 32mm KA Visi

morgan Morgan TSA200 Luggage Padlock


Mechanism : 3 pin
 Sizes : 25mm
 Shackle Finish : Steel
 Key Retaining : No
 Keys Supplied : 2
 Keyed Alike : No
 Master Keyed : No
 Packed Quantity : 10

FEATURES

- Brass body ABS vinyl cover.
- TSA approved.

OPERATION

- Snap locking, key to open.



LI4798

Body Width	27
Body Height	23
Horizontal Clearance	11
Vertical Clearance	15
Shackle Diameter	3

PRODUCT CODES

LI4798



Padlocks & Bars Padlock - Brass



Squire Leopard Range Brass Open Shackle Padlocks

Mechanism : 20mm & 25mm - 3pin
 30mm - 4 pin
 40mm & 50mm - 5 pin
 Sizes : 20mm, 25mm, 30mm, 40mm & 50mm
 Shackle Finish : Hardened steel
 Key Retaining : No
 Keys Supplied : 2
 Keyed Alike : Works (limited sizes)
 Differs : 3 pin - 42, 4 pin - 230,
 5 pin - 600
 Packed Quantity : 20mm - 40mm visi - 12
 50mm visi - 6

FEATURES

- Solid brass body.
- Hardened steel shackle.

OPERATION

- Snaplocking, key to unlock.



	20mm	25mm	30mm	40mm	50mm
Body Width	20	25	30	40	50
Body Height	21	22	27	33	37
Horizontal Clearance	10	12	14	20	25
Vertical Clearance	12	12	15	22	25
Shackle Diameter	3	4	5	6	7
Body Depth	9	9	12	13	14

PRODUCT CODES

L739 - 20mm KD Visi
 L740 - 25mm KD Visi
 L741 - 30mm KD Visi
 L742 - 40mm KD Visi
 L743 - 50mm KD Visi

BLANKS

L744 - LP6/7 Genuine
 L745 - LP8 Genuine
 L746 - LP9/10 Genuine



Squire Lion Range Brass Open Shackle Padlocks

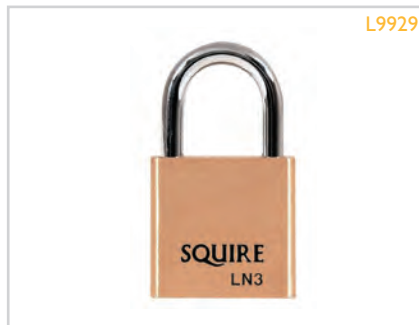
Mechanism : 3 pin - 20mm & 25mm
 4 pin - 30mm
 5 pin - 40mm & 50mm
 Shackle Finish : Hardened steel
 Key Retaining : No
 Keys Supplied : 2
 Keyed Alike : Ex-stock in pairs
 (30mm & 40mm only)
 Differs : 1500
 Packed Quantity : 30mm visi - 12
 40mm & 50mm visi - 6

FEATURES

- Solid brass body.
- Hardened steel shackle.
- Stocked keyed alike in 2 popular sizes.
- Long shackle version also available (40mm only).

OPERATION

- Snaplocking, key to unlock.



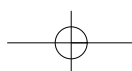
	30mm	40mm	50mm
Body Width	30	40	50
Body Height	30	34	41
Horizontal Clearance	16	22	28
Vertical Clearance	19	22	30
Shackle Diameter	5.5	6	9
Body Depth	13	14	15

PRODUCT CODES

L9929 - 30mm KD Visi
 L9930 - 30mm KA Pairs
 L9931 - 40mm KD Visi
 L9933 - 40mm KA Pairs
 L9934 - 50mm KD Visi

BLANKS

5028 - AB13 Copy
 L744 - LP6/7 Genuine
 L745 - LP8 Genuine
 L746 - LP9/10 Genuine





Padlocks & Bars Padlock - Brass




Tricircle 26 Series Brass Open Shackle Padlocks

Mechanism : 3, 4, & 5 pin
 Sizes : 20, 25, 32, 38, 50 & 63
 Shackle Finish : Steel / handed steel
 Key Retaining : No
 Keys Supplied : 3
 Keyed Alike : No
 Master Keyed : No
 Packed Quantity : 6/12

OPERATION

- Snap locking, key to unlock.



	20mm	25mm	32mm	38mm	50mm	63mm
Body Width	20	25	32	38	50	63
Body Height	20	25	30	34	42	52
Horizontal Clearance	10	12.5	16	19	25	32
Vertical Clearance	11.5	13	16	19	25	32
Shackle Diameter	3	4	5	6	9	11
Body Depth	10	11	14	15	18	21

PRODUCT CODES

L11668 - 20mm KD Boxed
 L11669 - 25mm KD Boxed
 L11670 - 32mm KD Boxed
 L11671 - 38mm KD Boxed
 L11672 - 50mm KD Boxed
 L11673 - 63mm KD Boxed



Union 1K42 AVA Brass Open Shackle Padlock

Mechanism : 10 disc
 Body Finish : Brass
 Shackle Finish : Nickel plated
 Key Retaining : Yes
 Keys Supplied : 2
 Keyed Alike : Ex-stock
 Master Keyed : Works
 Packed Quantity : Boxed -1

FEATURES

- Open shackle
- Solid brass body.
- Hardened steel double locking shackle.
- Excellent resistance to picking.
- Key withdrawal only when locked.

OPERATION

- Locked and unlocked by key.



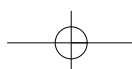
Body Width	51	Vertical Clearance	22
Body Height	40	Shackle Diameter	8
Horizontal Clearance	25	Body Depth	23

PRODUCT CODES

139 - 51mm KD Boxed

BLANKS

5888 - 5ACH4 Copy



Padlocks & Bars Padlock - Brass



Union 3102 Brass Open Shackle Padlock

Mechanism : 5 pin
 Sizes : 40mm, 50mm
 Shackle Finish : Manganese bronze
 Key Retaining : No
 Keys Supplied : 2
 Keyed Alike : Ex-stock
 Master Keyed : Works
 Packed Quantity : 40mm boxed - 25
 50mm boxed - 10



3775

FEATURES

- Solid brass body with bronze shackle offers high corrosion resistance.
- Ideal for use in sparking environments.

OPERATION

- Snaplocking, key to unlock.

	40mm	50mm
Body Width	40	50
Body Height	46	46
Horizontal Clearance	19	28
Vertical Clearance	28	33
Shackle Diameter	6	8
Body Depth	19	20

PRODUCT CODES

3775 - 40mm KA "WVL482" Boxed
 3770 - 40mm KD Boxed
 3777 - 50mm KA "WVL482" Boxed
 3773 - 50mm KD Boxed

BLANKS

4035 - KB502B Genuine
 6228 - UNI3 Copy



Union 3104 Brass Open Shackle Padlock

Mechanism : 4 pin
 Size : 34mm
 Shackle Finish : Manganese bronze
 Key Retaining : No
 Keys Supplied : 2
 Keyed Alike : Works
 Master Keyed : Works
 Differs : 500+
 Packed Quantity : Boxed - 20



3762

FEATURES

- Solid brass body with bronze shackle offers high corrosion resistance.
- Ideal for use in sparking environments.

OPERATION

- Snaplocking, key to unlock.

Body Width	34	Vertical Clearance	22
Body Height	33	Shackle Diameter	5
Horizontal Clearance	19	Body Depth	15

PRODUCT CODES

3762 - 34mm KD Boxed

BLANKS

6087 - UNI27 Copy



Union 3122 Brass Open Shackle Padlock

Mechanism : 5 pin
 Sizes : 40mm, 50mm & 64mm
 Shackle Finish : Chrome plated
 Key Retaining : No
 Keys Supplied : 2
 Keyed Alike : Ex-stock
 Master Keyed : Works
 Packed Quantity : 40mm boxed - 25
 50mm boxed - 10
 64mm boxed - 5



3779

FEATURES

- Solid brass body.
- Hardened steel shackle.
- Stocked keyed alike in all sizes.

OPERATION

- Snaplocking, key to unlock.

	40mm	50mm
Body Width	40	50
Body Height	46	46
Horizontal Clearance	19	28
Vertical Clearance	28	33
Shackle Diameter	6	8
Body Depth	19	20

PRODUCT CODES

3779 - 40mm KD Boxed
 3781 - 50mm KD Boxed

BLANKS

4035 - KB502B Genuine
 6228 - UNI3 Copy

Padlocks & Bars Padlock - Brass



Union 3122 Brass Open Shackle Padlock KA

Mechanism : 5 pin
 Sizes : 50mm
 Shackle Finish : Chrome plated
 Key Retaining : No
 Keys Supplied : 2
 Master Keyed : Works
 Packed Quantity : Boxed - 10

FEATURES

- Solid brass body.
- Hardened steel shackle.
- Stocked keyed alike in all sizes.

OPERATION

- Snaplocking, key to unlock.



3787

Body Width	50	Vertical Clearance	33
Body Height	46	Shackle Diameter	8
Horizontal Clearance	28	Body Depth	20

PRODUCT CODES

3787 - 50mm KA "WVL482" Boxed

BLANKS

4035 - KB502B Genuine
 6228 - UNI3 Copy



Yale I10 Brass Open Shackle Padlock

Mechanism : 4 pin
 Sizes : 25mm or 30mm
 Shackle Finish : Hardened steel
 Key Retaining : No
 Keys Supplied : 2
 Packed Quantity : Boxed - 10

FEATURES

- Solid brass body.
- Hardened steel shackle.

OPERATION

- Snap locking key & unlock.



L13066

	25mm 30mm		25mm 30mm	
Body Width	25	30	Vertical Clearance	13 14
Body Height	24.8	29	Shackle Diameter	4 5
Horizontal Clearance	13	16	Body Depth	10 10

PRODUCT CODES

L13066 - 25mm KD Visi
 L13049 - 30mm KD Visi

BLANKS



Yale 713 & 714 Disc Tumbler Padlock

Mechanism : Disc tumbler
 Body Finish : Dark metallic grey
 Shackle Finish : Steel
 Key Retaining : No
 Keys Supplied : 2
 Keyed Alike : Ex-stock
 Differs : 200 approx
 Packed Quantity : Boxed - 6

FEATURES

- Open and long shackle versions.
- Die cast zinc body.
- Hardened steel sprung shackle.
- Corrosion resistant.

OPERATION

- Snaplocking, key to unlock.



2688

	40mm OS		40mm LS		46mm OS		46mm LS	
Body Width	40	40	46	46				
Body Height	37	37	42	42				
Horizontal Clearance	20	20	24	24				
Vertical Clearance	18	50	18	50				
Shackle Diameter	6	6	7	7				
Body Depth	21	21	22	22				

PRODUCT CODES

L263 - 40mm KA "DC722" Open Shackle Loose
 9852 - 40mm KA "DC946" Open Shackle Loose
 2699 - 40mm KD Long Shackle Loose
 2688 - 40mm KD Open Shackle Boxed
 2698 - 46mm KA "DC946" Open Shackle Boxed
 2700 - 46mm KD Long Shackle Boxed
 2693 - 46mm KD Open Shackle Boxed

BLANKS

6454 - YA17 Copy

Padlocks & Bars Padlock - Brass



Yale 750 Brass Open Shackle Padlock

Mechanism : 5 pin
 Sizes : 50mm
 Shackle Finish : Steel
 Key Retaining : No
 Keys Supplied : 2
 Keyed Alike : In-house
 Master Keyed : Works
 Packed Quantity : Boxed - 10



2723

FEATURES

- Solid brass body.
- Hardened steel shackle.

OPERATION

- Snap locking.
- Key to unlock.

Body Width	50	Vertical Clearance	33
Body Height	46	Shackle Diameter	8
Horizontal Clearance	28	Body Depth	20

PRODUCT CODES

2723 - 50mm KA "4A771" Boxed
 2716 - 50mm KD Boxed


BLANKS

YA1E



Yale 850 & 870 Open Shackle Bronze Padlock

Mechanism : 5 pin
 Body Finish : Bronze
 Shackle Finish : Chrome plated
 Key Retaining : Yes
 Keys Supplied : 2
 Keyed Alike : Works
 Master Keyed : Works
 Differs : 830 - 4,000 others - 20,000
 Packed Quantity : Boxed - 6



2732

FEATURES

- Open and closed shackle versions.
- Hardened steel sprung shackle.
- Key withdrawal only when locked.
- Bronze body offers high corrosion resistance.

OPERATION

- Snaplocking, key to unlock.

	50mm	64mm
Body Width	54	67
Body Height	52	52
Horizontal Clearance	25	33
Vertical Clearance	31	34
Shackle Diameter	9.5	11
Body Depth	24	25.5

PRODUCT CODES

2732 - 50mm KD Boxed
 2733 - 64mm KD Boxed


BLANKS

6399 - YA3 Copy (830 Only)
 4978 - 8B Genuine
 6392 - YA1E Copy



Zone 10 Series Brass Padlock

Mechanism : 30mm - 4 pin
 40mm - 60mm - 5 pin
 Sizes : 30mm, 35mm, 40mm,
 50mm & 60mm
 Shackle Finish : Chrome plated
 Key Retaining : No
 Keys Supplied : 2
 Keyed Alike : Ex-stock
 Packed Quantity : Visi - 6



L8901

FEATURES

- Solid brass body.
- Hardened steel shackle.
- Stocked keyed alike in all sizes.
- Long shackle version available in 2 popular sizes.

OPERATION

- Snaplocking, key to unlock.

	30mm	40mm	50mm	60mm
Body Width	30	40	50	60
Body Height	28	33	40	46
Horizontal Clearance	16	22	28	32
Vertical Clearance	16	22	28	35
Shackle Diameter	5	6.5	8	9.5
Body Depth	13	13	17	19

PRODUCT CODES

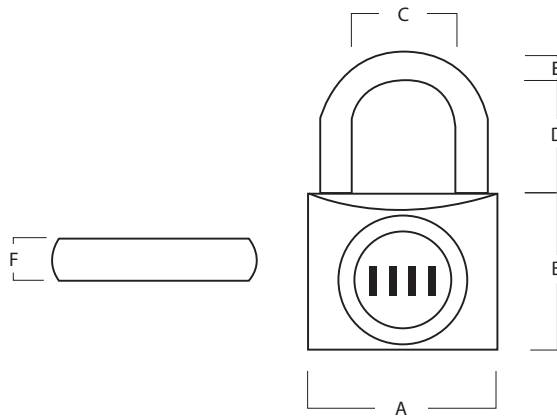
L8899 - 30mm KA Boxed
 L8901 - 40mm KA Boxed
 L8903 - 50mm KA Boxed
 L8904 - 60mm KA Boxed

BLANKS

L8955 - KB112 Genuine
 (for 50 & 60mm)

Padlocks & Bars Padlock - Brass

Combination Padlocks



- KEY**
- A** Body Width
 - B** Body Height
 - C** Horizontal Clearance
 - D** Vertical Clearance
 - E** Shackle Diameter
 - F** Body Depth



ABUS 78/50 Series Dial Combination Open Shackle Padlock

Mechanism : Dial combination
 Body Finish : Steel
 Shackle Finish : Steel
 Packed Quantity : 3

FEATURES

- Cataphoretic coating & rustfree components, gives 40 years of corrosion protection.
- Tough steel body, heavy duty construction.
- Double bolted, hardened steel body, resists hacksaw attacks.
- New anti shim mechanism, patent pending.
- Up to 2,000 different combinations, ideal for schools, colleges & factories.



Body Width	48	Shackle Diameter	7
Body Height	46.5	Body Depth	33
Horizontal Clearance	21	Overall Height	75
Vertical Clearance	21.5		

PRODUCT CODES

- L19252 - 78/50 Visi
- L19503 - Counter Display Pack 12 Units




ABUS 78KC/50 Series Dial & Key Over-Ride Combination Open Shackle Padlock

Mechanism : Dial combination
 Body Finish : Steel
 Shackle Finish : Hardened steel
 Packed Quantity : 12

FEATURES

- Cataphoretic coating & rustfree components, gives 40 years of corrosion protection.
- Tough steel body, heavy duty construction.
- Double bolted, hardened steel body, resists hacksaw attacks.
- New anti shim mechanism, patent pending.
- Key over-ride version available, with black dial.
- Up to 2,000 different combinations, ideal for schools, colleges & factories.



Body Width	48	Shackle Diameter	7
Body Height	46.5	Body Depth	33
Horizontal Clearance	21	Overall Height	75
Vertical Clearance	21.5		

PRODUCT CODES

- L19253 - 78KC/50 KC 507 Black
- L19254 - 78KC/50 KC 509 Black
- L19255 - 78KC/50 KC 510 Black

Padlocks & Bars Padlock - Combination



ABUS I45 Series Coloured Aluminium Combination Open Shackle Padlock

Mechanism : Wheel combination
 Body Finish : Aluminium
 Shackle Finish : Steel
 Packed Quantity : 6

FEATURES

- Precision extruded, cut & drilled pure aluminium body, light & strong.
- Zinc plated brass lock mechanism, prevents chemical corrosion.
- 3 digit (20mm & 30mm) or 4 digit (40mm) resettable combination, set your own PIN.
- Steel shackle. ideal for luggage, sports equipment etc.



L19259

	20mm	30mm	40mm
Body Width	20	30	40
Body Height	27	39	47.5
Horizontal Clearance	9	14	21.5
Vertical Clearance	22	26	27.5
Shackle Diameter	3	5	6
Body Depth	14	15	18
Overall Height	52	70	81

PRODUCT CODES

- L19259 - 145/20mm Assorted Colours Visi
- L19260 - 145/30mm Assorted Colours Visi
- L19261 - 145/40mm Assorted Colours Visi
- L19498 - 20mm 9 Assorted Colours
27 Units
- L19499 - 30mm 9 Assorted Colours
18 Units
- L19500 - 40mm 8 Assorted Colours
16 Units




ABUS I47TSA Series Combination Luggage Open Shackle Padlock

Mechanism : Wheel combination
 Shackle Finish : Steel
 Packed Quantity : 1

FEATURES

- Essential security for visitors to the USA, conforms to Transportation Security Administration (TSA) requirements.
- Allows TSA to screen luggage on arrival & departure, travel with peace of mind.
- 3 digit resettable combination, set your own PIN.



L19262

Body Width	33	Shackle Diameter	3
Body Height	21	Body Depth	14
Horizontal Clearance	20.5	Overall Height	37
Vertical Clearance	13		

PRODUCT CODES

- L19262 - I47TSA 33mm Visi

Padlocks & Bars Padlock - Combination



ABUS I48TSA Series Combination Luggage Cable Lock

Mechanism : Wheel combination
 Shackle Finish : Steel combination
 Packed Quantity : 1

FEATURES

- Essential security for visitors to the USA, conforms to Transportation Security Administration (TSA) requirements.
- Allows TSA to screen luggage on arrival & departure, travel with peace of mind.
- 3 digit resettable combination, set your own PIN.



L19263

Body Width	20	Shackle Diameter	2
Body Height	35	Body Depth	12.5
Horizontal Clearance	37	Overall Height	54
Vertical Clearance	17		

PRODUCT CODES

L19263 - I48TSA 20mm



ABUS I55 Series Combination Open Shackle Padlock

Mechanism : Wheel combination
 Shackle Finish : Steel combination
 Packed Quantity : 6

FEATURES

- Tough die cast body, durable security.
- 3 digit (20mm & 30mm) or 4 digit (40mm) resettable combination, set your own PIN.
- Steel shackle, ideal for luggage, sports equipment etc.



L19264

	26mm	27mm	34mm	44.5mm
Body Width	26	27	34	44.5
Body Height	31.5	31.5	37.5	47.5
Horizontal Clearance	9	9	14.5	19.5
Vertical Clearance	19.5	19.5	19.5	26
Shackle Diameter	3	3	3	6.5
Body Depth	14	14	16.5	18.5
Overall Height	54	54	60	80

PRODUCT CODES

L19264 - 155 26mm Visi
 L19265 - 155 27mm Assorted Colours Visi
 L19267 - 155 34mm Assorted Colours Visi
 L19266 - 155 34mm Visi
 L19268 - 155 44.5mm Visi



ABUS I58 Series Combination Open Shackle Padlock

Mechanism : Wheel combination
 Body Finish : Die cast
 Shackle Finish : Hardened steel
 Packed Quantity : 6

FEATURES

- Tough die cast body : Durable security.
- 3 digit (40mm) or 4 digit (50mm) resettable combination, set your own PIN.
- Hardened steel shackle, resists hacksaw attacks.



L19269

	42mm	51mm
Body Width	42	51
Body Height	41.5	64
Horizontal Clearance	23.5	25.5
Vertical Clearance	25	34
Shackle Diameter	6.5	8
Body Depth	20.5	23
Overall Height	73	97

PRODUCT CODES

L19269 - 158/40 42mm Visi
 L19270 - 158/50 51mm Visi

Padlocks & Bars Padlock - Combination



ABUS I58KC Series Combination Open Shackle Padlock With Key Over-Ride

Mechanism : Wheel combination
 Body Finish : Die cast
 Shackle Finish : Hardened steel
 Packed Quantity : 12

FEATURES

- Tough die cast body : Durable security.
- 3 digit (40mm) or 4 digit (50mm) resettable combination, set your own PIN.
- Hardened steel shackle, resists hacksaw attacks.
- I58KC/45mm with 'KC' Key Control, allows key override & retrieval of lost codes.



L19271

Body Width	45	Shackle Diameter	6
Body Height	50	Body Depth	19
Horizontal Clearance	20	Overall Height	81
Vertical Clearance	25		

PRODUCT CODES

L19271 - I58KC/45 (MK APO50)
 L19272 - I58KC/45 (MK APO51)

ASSOCIATED PRODUCTS

Master Keys

L19276 - (MK - AP050)
 L19277 - (MK - AP051)




ABUS I60 Series Combination Open Shackle Padlock

Mechanism : Wheel combination
 Body Finish : Chrome
 Shackle Finish : Hardened steel
 Packed Quantity : 6

FEATURES

- Tough die cast body, durable security.
- Highly polished chrome finish - For better corrosion resistance.
- 3 digit (40mm) or 4 digit (50mm) resettable combination, set your own PIN.
- Hardened steel shackle, resists hacksaw attacks.



L19281

	42mm	50mm
Body Width	42	50
Body Height	43	52.5
Horizontal Clearance	24	29
Vertical Clearance	22	26
Shackle Diameter	6	7.5
Body Depth	18	19
Overall Height	71	86

PRODUCT CODES

L19281 - I60/40 42mm Visi
 L19282 - I60/50 50mm Visi



Padlocks & Bars Padlock - Combination




ABUS I65 Series Brass Combination Open Shackle Padlock

Mechanism : Wheel combination
 Body Finish : Brass
 Shackle Finish : Steel
 Packed Quantity : 12

FEATURES

- Tough solid brass body, durable security.
- 3 digit (20mm & 30mm) or 4 digit (40mm) resettable combination, set your own PIN.
- Steel shackle, ideal for luggage, sports equipment etc.



L19283

	20mm	30mm	40mm
Body Width	20	30	40
Body Height	27	39	47.5
Horizontal Clearance	9	14	21.5
Vertical Clearance	22	26	27.5
Shackle Diameter	3	5	6
Body Depth	14	15	18
Overall Height	52	70	81

PRODUCT CODES

- L19283 - 165 20mm Visi
- L19284 - 165 30mm Visi
- L19285 - 165 40mm Visi



ABUS I80IB/50 Series Brass Combination Open Stainless Steel Shackle Padlock

Mechanism : Wheel combination
 Body Finish : Brass
 Shackle Finish : Stainless steel
 Packed Quantity : 12

FEATURES

- Tough brass body, durable security.
- 4 digit resettable combination, set your own PIN.
- High quality stainless steel shackle, maximum corrosion resistance.



L19286

Body Width	53	Shackle Diameter	8
Body Height	42	Body Depth	25
Horizontal Clearance	25	Overall Height	75
Vertical Clearance	25		

PRODUCT CODES

- L19286 - 180IB/50 53mm Visi



ABUS I80IB/50HB80 Series Brass Combination Long Stainless Steel Shackle Padlock

Mechanism : Wheel combination
 Body Finish : Brass
 Shackle Finish : Stainless steel
 Packed Quantity : 6

FEATURES

- Tough brass body, durable security.
- 4 digit resettable combination, set your own PIN.
- High quality stainless steel shackle, maximum corrosion resistance.

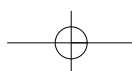


L19287

Body Width	53	Shackle Diameter	8
Body Height	42	Body Depth	25
Horizontal Clearance	25	Overall Height	113
Vertical Clearance	63		

PRODUCT CODES

- L19287 - 180IB/50HB80 53mm Visi





Padlocks & Bars Padlock - Combination



ABUS 19060 Series 2 Heavy Duty Combination Open Shackle Padlock

Mechanism : Wheel combination
 Body Finish : Steel
 Shackle Finish : Through hardened steel / black chrome
 Packed Quantity : 6

FEATURES

- All new combination mechanism, improved reliability.
- Positive code wheel action, reduces code wheel setting errors.
- Through hardened steel shackle, resists hacksaw attacks.
- Black chrome shackle, for better corrosion resistance.
- Solid hardened steel jacket, resists physical attack.
- Ball bearing locking, gives protection against pulling & twisting attacks.
- 4 digit resettable combination, set your own PIN.



L19288

Body Width	62	Shackle Diameter	11
Body Height	54	Body Depth	22
Horizontal Clearance	27	Overall Height	95
Vertical Clearance	30		

PRODUCT CODES

L19288 - 190/60 62mm Visi



ABUS 190CS/60 Series 2 Heavy Duty Combination Closed Shackle Padlock

Mechanism : Wheel combination
 Body Finish : Steel
 Shackle Finish : Through hardened steel / black chrome
 Packed Quantity : 6

FEATURES

- All new combination mechanism, improved reliability.
- Positive code wheel action, reduces code wheel setting errors.
- Through hardened steel shackle, resists hacksaw attacks.
- Black chrome shackle, for better corrosion resistance.
- Solid hardened steel jacket, resists physical attack.
- Ball bearing locking, gives protection against pulling & twisting attacks.
- 4 digit resettable combination, set your own PIN.

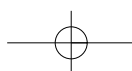


L19289

Body Width	62	Shackle Diameter	11
Body Height	54	Body Depth	22
Horizontal Clearance	27	Overall Height	95
Vertical Clearance	30		

PRODUCT CODES

L19289 - 190CS/60 62mm Visi



Padlocks & Bars Padlock - Combination



Asec Brass Open Shackle Combination Padlock


Mechanism : 3 & 4 wheel
 Body Finish : Brass
 Shackle Finish : Steel
 Code Variations : 1,000 & 10,000
 Packed Quantity : 12, 16

FEATURES

- Brass body.
- Steel shackle.

OPERATION

- By combination.



AS2552

	20mm	30mm	40mm
Body Width	20	28	38
Body Height	30	40	48
Horizontal Clearance	9	13	20
Vertical Clearance	21	25	30
Shackle Diameter	3	4	6
Body Depth	9	10	12

PRODUCT CODES

AS2552 - 20mm 3 Wheel Visi
 AS2553 - 30mm 3 Wheel Visi
 AS2554 - 40mm 4 Wheel Visi



Asec TSA Combination Padlock


Mechanism : 3 wheel
 Body Finish : Black
 Shackle Finish : Steel
 Code Variations : 1000
 Packed Quantity : 10

FEATURES

- TSA approved.
- Resettable combination.

OPERATION

- By combination.



AS2555

Body Width	30
Body Height	40
Horizontal Clearance	12.5
Vertical Clearance	19
Shackle Diameter	3
Body Depth	12

PRODUCT CODES

AS2555 - 30mm KD Vis

Padlocks & Bars Padlock - Combination



Era Wordlock Brass Open Shackle Combination Padlock


Mechanism : 4 wheel
 Body Finish : Brass
 Shackle Finish : Hardened steel
 Code Variations : 1,000
 Packed Quantity : 6

FEATURES

- Rust proof shackle.
- Uses letters instead of numbers.

OPERATION

- By combination.



L17786

Body Width	51	Vertical Clearance	27
Body Height	41	Shackle Diameter	8
Horizontal Clearance	25	Body Depth	24

PRODUCT CODES

L17786 - Visi



Era Wordlock Brass Open Shackle Sports Combination Padlock

Mechanism : 4 wheel
 Body Finish : Brass
 Shackle Finish : Hardened steel
 Code Variations : 10,000
 Packed Quantity : 6

FEATURES

- Uses letters instead of numbers.
- Hardened steel shackle.
- User friendly.

OPERATION

- By combination.



L17782

Body Width	38	Vertical Clearance	29
Body Height	49	Shackle Diameter	6
Horizontal Clearance	19	Body Depth	13

PRODUCT CODES

L17782 - KD Visi



Era Wordlock Discus Combination Padlock


Mechanism : 4 wheel
 Body Finish : Stainless steel
 Shackle Finish : Hardened steel
 Code Variations : 10,000
 Packed Quantity : 6

FEATURES

- Uses letters instead of numbers.
- Resettable numbers.

OPERATION

- By combination.



L17785

Body Width	70	Vertical Clearance	23
Body Height	57	Shackle Diameter	9.5
Horizontal Clearance	23	Body Depth	22

PRODUCT CODES

L17785 - KD Visi

Padlocks & Bars Padlock - Combination



Era Wordlock TSA Combination Luggage Padlock


Mechanism : 4 wheel
 Body Finish : Black or red
 Shackle Finish : steel
 Code Variations : 10,000
 Packed Quantity : 6

FEATURES

- Uses letters instead of numbers.
- TSA approved.

OPERATION

- By combination.



L17783

Body Width	32	Vertical Clearance	20
Body Height	41	Shackle Diameter	4
Horizontal Clearance	12	Body Depth	15

PRODUCT CODES

L17783 - BLK KD Visi
 L17784 - RED KD Visi



Master Lock 175 Brass Open Shackle Combination Padlock


Mechanism : 4 wheel
 Body Finish : Brass
 Shackle Finish : Hardened steel
 Code Variations : 10,000
 Packed Quantity : 6

FEATURES

- Brass body.
- Resettable combination.
- Hardened steel shackle.

OPERATION

- By combination only.



L12845

	L12844	L12845
Body Width	51	51
Body Height	46	46
Horizontal Clearance	25	25
Vertical Clearance	25	57
Shackle Diameter	8	8
Body Depth	24	24

PRODUCT CODES

L12844 - KD Visi
 L12845 - KD Long Shackle Visi



Master Lock 2077 Combination Dial Locker Padlock


Mechanism : Fixed combination
 Body Finish : Die cast
 Shackle Finish : Hardened steel
 Code Variations : 1500
 Packed Quantity : 1

FEATURES

- Innovative round shape with spin dial.
- Dial lights up.

OPERATION

- By combination.



L15620

Body Width	54	Vertical Clearance	18
Body Height	57	Shackle Diameter	7
Horizontal Clearance	21	Body Depth	20

PRODUCT CODES

L15620 - KD Boxed

Padlocks & Bars Padlock - Combination



Master Lock 4680 TSA Combination Luggage Padlock


Mechanism : 3 wheel
 Body Finish : Black
 Shackle Finish :
 Code Variations : 1,000
 Packed Quantity : 6

FEATURES

- TSA approved.

OPERATION

- By combination only.



L15621

Body Width	30	Vertical Clearance	19
Body Height	57	Shackle Diameter	3
Horizontal Clearance	13	Body Depth	20

PRODUCT CODES

L15621 - BLK KD Visi
 L15622 - NP KD Visi



Master Lock 4685 Combination Luggage Padlock - With Luggage Label

Mechanism : 3 wheel
 Body Finish : Plastic
 Shackle Finish : Steel
 Code Variations : 1,000
 Packed Quantity : 6

FEATURES

- TSA approved.

OPERATION

- By combination only.



L15624

Body Width	35	Vertical Clearance	15
Body Height	57	Shackle Diameter	3
Horizontal Clearance	13	Body Depth	75

PRODUCT CODES

L15624 - KD Visi



Master Lock 4686 KA Pair Of Combination Luggage Padlocks

Mechanism : Combination
 Body Finish : Brass
 Shackle Finish : Steel
 Code Variations : 1,000
 Packed Quantity : 6

- TSA approved.

OPERATION

- By combination only.



L15625

Body Width	35	Vertical Clearance	13
Body Height	42.5	Shackle Diameter	3
Horizontal Clearance	14	Body Depth	13

PRODUCT CODES

L15625 - KD Visi



Padlocks & Bars Padlock - Combination



Squire 3 Wheel Brass Open Shackle Combination Padlock


Mechanism : 3 wheel
 Body Finish : Brass
 Shackle : Steel
 Code Variations : 1000
 Packed Quantity : Visi - 6

FEATURES

- Long shackle.
- Solid brass body.
- Mild steel shackle.
- Corrosion resistant.
- Recodeable 3 wheel combination.

OPERATION

- By combination only.



L6819

	20mm	30mm
Body Width	22	30
Body Height	31	42
Horizontal Clearance	9	12
Vertical Clearance	22	26
Shackle Diameter	3	5
Body Depth	13	16

PRODUCT CODES

L6817 - 20mm KD Visi
 L6819 - 30mm KD Visi



Squire 4 Wheel Brass Open Shackle Combination Padlock


Mechanism : 4 wheel
 Body Finish : Brass
 Shackle Finish : Hardened steel
 Code Variations : 10,000
 Packed Quantity : Visi - 6

FEATURES

- Resettable combination.

OPERATION

- By combination only.



L11059

PRODUCT CODES

L11089 - 40mm KD Visi



Squire CP50 Steel Open Shackle Combination Padlock

Mechanism : 4 wheel
 Body Finish : Black
 Shackle Finish : Hardened steel
 Code Variations : 4,000+
 Packed Quantity : 6

FEATURES

- Reloadable combination.
- Protective coating.
- Corrosion resistant.

OPERATION

- Push button to open by combination.

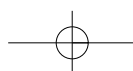


L17114

	50mm	50mm	50mm	50mm
Body Width	50	50	50	50
Body Height	60	60	60	60
Horizontal Clearance	22.5	22.5	15	22
Vertical Clearance	37	63.5	20	26
Shackle Diameter	8	8	8	8
Body Depth	26	26	26	26

PRODUCT CODES

L17114 - KD 50mm Long Shackle Visi
 L17115 - KD 64mm Long Shackle Visi
 L17116 - KD Closed Shackle Visi
 L17113 - KD Open Shackle Visi





Padlocks & Bars Padlock - Combination



Squire SHCB Sliding Shackle Combination Padlock

Mechanism : 4 & 4 wheel
 Body Finish : Black
 Shackle Finish : Hardened steel
 Code Variations : 10,000 & 100,000
 Packed Quantity : 6

FEATURES

- Heavy duty.

OPERATION

- By combination.



L16142

	65mm	75mm
Body Width	65	75
Horizontal Clearance	20	20
Vertical Clearance	15	15
Shackle Diameter	11	12.7
Body Depth	19	19

PRODUCT CODES

- L16142 - 65mm KD c/w Chain
- L14264 - 65mm KD Visi
- L14265 - 75mm KD Visi



Yale I50 Brass Open Shackle Combination Padlock


Mechanism : 3 wheel
 Body Finish : Brass
 Shackle : Steel
 Code Variations : 1000
 Packed Quantity : Single

FEATURES

- Resettable combination.

OPERATION

- By combination only.



L13061

	22mm	30mm	40mm
Body Width	22	31	40
Body Height	32	41	48
Horizontal Clearance	8	14	19
Vertical Clearance	21	24	28
Shackle Diameter	3	4	6
Body Depth	13	14	15

PRODUCT CODES

- L13059 - 22mm KD Visi
- L13060 - 30mm KD Visi
- L13061 - 40mm KD Visi



Yale 879 Open Shackle Padlock


Mechanism : 4 wheel
 Body Finish : Zinc
 Shackle : 8
 Code Variations : 10,000
 Packed Quantity : 6

FEATURES

- Slide cover to protect combination.
- Suitable for out door use.

OPERATION

- By combination only.

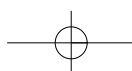


L16549

Body Width	54	Vertical Clearance	32.3
Body Height	50	Shackle Diameter	6.35
Horizontal Clearance	18.5	Body Depth	13.2

PRODUCT CODES

- L16549 - 50mm KD Visi





Padlocks & Bars Padlock - Combination



Zone 24 Series Brass Open Shackle Combination Padlock


Mechanism : 3 or 4 wheel
 Body Finish : Brass
 Shackle Finish : Steel
 Code Variatons : 1,000, 10,000
 Packed Quantity : Visi - 6

FEATURES

- Long shackle.
- Solid brass body.
- Steel shackle.
- Recodable 3 or 4 wheel combination.

OPERATION

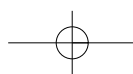
- By combination only.



	20mm	30mm	30mm
Body Width	20	30	30
Body Height	31	35	44
Horizontal Clearance	9	14	14
Vertical Clearance	21	23	25
Shackle Diameter	3	5	5
Body Depth	9	12	12

PRODUCT CODES

L9253 - 20mm KD Visi 3 Wheel
 L9254 - 30mm KD Visi 3 Wheel
 L9255 - 30mm KD Visi 4 Wheel



Padlocks & Bars Padlock - Concealed

Concealed Shackle



Kryptonite 855156 Concealed Shackle Padlock


Mechanism : 6 pin
 Body Finish : Satin stainless steel
 Key Retaining : No
 Keys Supplied : 2
 Keyed Alike : Yes
 Packed Quantity : Boxed - 6

FEATURES

- Hardened steel shackle resists prying, cutting and sawing attack.
- Designed for use in high risk locations.
- Perfect for use with the Kryptonite 855101 vehicle hasp.

OPERATION

- Locked and unlocked by key.



L14279

Body Width	73	Vertical Clearance	45
Body Height	73	Shackle Diameter	9.5
Horizontal Clearance	15	Body Depth	38.3

PRODUCT CODES

L14279 - KD Visi

ASSOCIATED PRODUCTS

L14280 - 855101

BLANKS

L14705 - Gen



Union IK57 Hercules Concealed Shackle Padlock


Mechanism : 6 pin or AVA 10 disc
 Body Finish : Silver
 Shackle Finish : Steel
 Key Retaining : Yes
 Keys Supplied : 6 Pin - 2, AVA 10 disc - 3
 Keyed Alike : In-house - 6 Pin only
 Master Keyed : Works
 Packed Quantity : Boxed - 1

FEATURES

- Hardened solid steel body with completely concealed sliding shackle.
- Key withdrawal only when locked.
- Protected against drill attack.
- Suitable for use with Chubb 7B018 and 7B020 padbars.

OPERATION

- Locked and unlocked by key.



L5398

Body Width	70	Shackle Diameter	15
Body Height	110	Body Depth	50

PRODUCT CODES

L5398 - KD 6 Pin Boxed

138 - KD AVA Boxed

ASSOCIATED PRODUCTS

L1001 - Replacement AVA Barrel
 = 3 keys B-1K57C-050-2K

152 - 7B018 Hercules Padbar

L3386 - 7B020 Conquest Padbar

BLANKS

5888 - AVA Copy

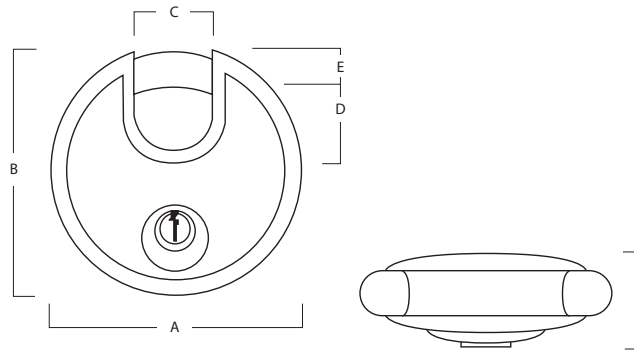
4950 - K727 6 Pin Genuine



Padlocks & Bars Padlock - Discus

Padlock - Discus

TECHNICAL INFORMATION



KEY

- A** Body Width
- B** Body Height
- C** Horizontal Clearance
- D** Vertical Clearance
- E** Shackle Diameter
- F** Body Depth



ABUS 20 Series 'Plus' Mechanism Diskus Padlock

Mechanism : ABUS 'Plus'
 Body Finish : Steel
 Shackle Finish : Black chrome - hardened steel
 Packed Quantity : 6

FEATURES

- Black chrome shackle, best corrosion resistance
- Through hardened steel alloy shackle, resists saw attacks
- Diskus "Deep Weld Technology", maximum case strength.
- Anti-cut plate genuine 360° lock protection.
- Fitted anti dust cap, prevents cylinder damage.
- ABUS 'Plus' disk cylinder, resists drill, pull & manipulation attacks.
- 30,000 manufactured key differs, each lock supplied with key code card, offers numerous keyed alike, (KA) or master keyed (MK) options or further locks made up to same key as per card provided.



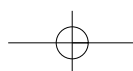
	71mm 81mm	
Body Width	71	81
Body Height	44	52
Horizontal Clearance	20	25
Vertical Clearance	17	18
Shackle Diameter	10	11
Body Depth	30	35
Overall Height	71	81

PRODUCT CODES

- L19002 - 20/70 71mm
- L19000 - 20/70 71mm Visi
- L19003 - 20/80 81mm
- L19001 - 20/80 81mm Visi

BLANKS

- L19492 - Genuine Disk



Padlocks & Bars Padlock - Concealed



ABUS 23 Series Diskus Padlock

Mechanism : Pin tumbler
 Body Finish : Steel
 Shackle Finish : Through hardened steel
 Packed Quantity : 6

FEATURES

- Through hardened steel alloy shackle, resists saw attacks.
- Diskus "Deep Weld Technology", maximum case strength.
- Original Diskus design, genuine German made 360° lock protection.
- Pin tumbler cylinder with anti-pick mushroom pins, resists picking.



L19006

	60mm	71mm
Body Width	60	71
Body Height	39	44
Horizontal Clearance	17.5	19.5
Vertical Clearance	13	17
Shackle Diameter	8	10
Body Depth	26	31
Overall Height	60	71

PRODUCT CODES

- L19006 - 23/60 60mm KA (45160)
- L19007 - 23/60 60mm KA (45164)
- L19004 - 23/60 60mm KD Visi
- L19009 - 23/70 71mm KA (45169)
- L19008 - 23/70 71mm KA (45175)
- L19005 - 23/70 71mm KD Visi

BLANKS

- L19491 - 60mm 4 Pin
- L19492 - 71mm 5 Pin



ABUS 24IB Series Stainless Steel Diskus Padlock

Mechanism : Pin tumbler
 Body Finish : Stainless steel
 Shackle Finish : Stainless steel
 Packed Quantity : 6

FEATURES

- Stainless steel shackle & case, rust free security.
- Diskus "Deep Weld Technology", maximum case strength.
- Anti-cut plate, genuine 360° lock protection.
- Fitted anti dust cap, prevents cylinder damage.
- Pin tumbler cylinder with anti-pick mushroom pins, resists picking.



L19015

	60mm	71mm
Body Width	60	71
Body Height	39	44
Horizontal Clearance	17.5	19.5
Vertical Clearance	13	17
Shackle Diameter	8	10
Body Depth	26	31
Overall Height	60	71

PRODUCT CODES

- L19015 - 24IB/60 60mm KA (32502)
- L19016 - 24IB/60 60mm KA (32503)
- L19017 - 24IB/60 60mm KA (32505)
- L19014 - 24IB/60 60mm KA (45747)
- L19012 - 24IB/60 60mm KD
- L19010 - 24IB/60 60mm KD Visi
- L19018 - 24IB/70 71mm KA (32528)
- L19013 - 24IB/70 71mm KD
- L19011 - 24IB/70 71mm KD Visi

BLANKS

- L19491 - 60mm 4 Pin
- L19492 - 71mm 5 Pin

Padlocks & Bars Padlock - Discus




ABUS 26 Series Solid Lock Body Diskus Padlock

Mechanism : Pin tumbler
 Body Finish : Steel
 Shackle Finish : Through hardened steel
 Packed Quantity : 6

FEATURES

- Through hardened steel alloy shackle, resists saw attacks.
- Diskus "Deep Weld Technology", maximum case strength.
- Anticut plate, genuine 360° lock protection
- Solid lock body construction.
- Resists drill, pull & saw attacks.
- Pin tumbler cylinder with anti-pick mushroom pins, resists picking.



	71mm	81mm	91mm
Body Width	71	81	91
Body Height	44	52	63
Horizontal Clearance	19.5	25	25.5
Vertical Clearance	17	18	16
Shackle Diameter	10	11	12
Body Depth	31	31	29
Body Depth	71	81	91

PRODUCT CODES

- L19025 - 26/70 71mm KA (32584)
- L19026 - 26/70 71mm KA (32585)
- L19027 - 26/70 71mm (32592)
- L19028 - 26/70 71mm (32597)
- L19029 - 26/70 71mm KA (32739)
- L19030 - 26/70 71mm KA (32744)
- L19024 - 26/70 71mm (45746)
- L19021 - 26/70 71mm KD
- L19019 - 26/70 71mm KD Visi
- L19031 - 26/80 81mm KA (32759)
- L19032 - 26/80 81mm KA (32761)
- L19022 - 26/80 81mm KD
- L19020 - 26/80 81mm KD Visi
- L19023 - 26/90 91mm
- L19033 - 26/90 91mm KA (32781)

BLANKS

- L19491 - 60mm 4 Pin
- L19492 - 71mm - 91mm 5 Pin



Asec Discus Padlock


Mechanism : 5 pin
 Body Finish : Stainless steel
 Shackle Finish : Chrome plated
 Key Retaining : Yes
 Keys Supplied : 2
 Packed Quantity : 1 (Visi or boxed)

FEATURES

- Closed shackle.
- Stainless steel body.
- Key withdrawal only when locked.
- Deadbolt locking lever resists prying.

OPERATION

- Locked and unlocked by key.



Body Width	70	Vertical Clearance	16
Body Height	70	Shackle Diameter	10
Horizontal Clearance	23	Body Depth	28

PRODUCT CODES

- AS2534 - KD Boxed
- AS2550 - KA Boxed
- AS2535 - KD Visi

BLANKS

- 5266 - CS6



Squire DCLI Discus Padlock


Mechanism : 5 pin
 Body Finish : Stainless steel
 Shackle Finish : Hardened steel
 Key Retaining : Yes
 Keys Supplied : 2
 Packed Quantity : Visi - 6

FEATURES

- Closed shackle.
- Stainless steel body.
- Hardened steel shackle.
- Key withdrawal only when locked.
- Corrosion resistant.

OPERATION

- Locked and unlocked by key.



Body Width	70	Vertical Clearance	17
Body Height	70	Shackle Diameter	9.5
Horizontal Clearance	21	Body Depth	26

PRODUCT CODES

- L14857 - 52mm KD Visi
- L8299 - 70mm KD Visi


BLANKS

- L12266 - Genuine AB13

Padlocks & Bars Padlock - Concealed

ZONE Zone 400 Discus Padlock

Mechanism : 70mm - 5 pin
 Stainless steel
 Body Finish : Steel
 Shackle Finish : Yes
 Key Retaining : 2
 Keys Supplied : Ex-stock (70mm only)
 Keyed Alike : Visi - 6
 Packed Quantity : Boxed - 6



FEATURES

- Closed shackle.
- Stainless steel body.
- Hardened steel shackle.
- Anti-pick drivers and key profile.
- Key withdrawal only when locked.

OPERATION

- Locked and unlocked by key.

Body Width	70	Vertical Clearance	16
Body Height	70	Shackle Diameter	9
Horizontal Clearance	20	Body Depth	30

PRODUCT CODES

L8905 - KA Boxed - KAM66
 L8906 - KD Visi

BLANKS

L8954 - KB110 5 Pin Genuine
 5271 - CS7 Copy

Padlocks & Bars Padlock - Discus

Padlock - Laminated



ABUS 41 Series Eterna Laminated Steel Open Shackle Padlock

Mechanism : Pin tumbler
 Body Finish : Steel
 Shackle Finish : Hardened steel
 Packed Quantity : 12

FEATURES

- Each laminated steel plate is individually coated in the new "ETERNA" coating.
- 13 times more protection than zinc plating.
- Salt bath testing gives equivalent of 40 years protection.



	35mm	44mm	53mm
Body Width	35	44	53
Body Height	33	36	40.5
Horizontal Clearance	15	18.5	23
Vertical Clearance	16	20	25.5
Shackle Diameter	5	7	9
Body Depth	22	26	29
Body Depth	54	63	75

PRODUCT CODES

- L19059 - 44mm & 50.5mm Long Shackle Visi
- L19065 - 53mm & 125.5mm Long Shackle
- L19066 - 53mm & 50.5mm Long Shackle
- L19067 - 35mm KA (EE0020)
- L19068 - 35mm KA (EE0022)
- L19069 - 35mm KA (EE0036)
- L19062 - 35mm KD
- L19056 - 35mm KD Visi
- L19070 - 44mm KA (EE0020)
- L19071 - 44mm KA (EE0022)
- L19072 - 44mm KA (EE0036)
- L19073 - 44mm KA (EE0115)
- L19074 - 44mm KA (EE0118)
- L19063 - 44mm KD
- L19057 - 44mm KD Visi
- L19058 - 44mm Twin Pack Visi
- L19060 - 49mm Visi
- L19075 - 53mm KA (EE0020)
- L19076 - 53mm KA (EE0022)
- L19077 - 53mm KA (EE0036)
- L19078 - 53mm KA (EE0115)
- L19079 - 53mm KA (EE0118)
- L19080 - 53mm KA (EE0138)
- L19081 - 53mm KA (EE0180)
- L19064 - 53mm KD
- L19061 - 53mm KD Visi
- L19501 - Counter Display
6 x 40mm & 6 x 50mm

BLANKS

- L19491 - Genuine 35mm & 44mm
- L19492 - Genuine 53mm



Asec 787 & 797 Open Shackle Laminated Padlock


Body Finish : Laminated steel
 Shackle Finish : Hardened steel
 Key Retaining : Yes
 Keys Supplied : 2

FEATURES

- Open shackle.
- Laminated steel body.
- Protective bumper.

OPERATION

- Snaplock key to unlock.



	40mm	40mm	50mm	46mm
Body Width	30	40	50	64
Body Height	26	39	42	48
Horizontal Clearance	14	20.5	24	32
Vertical Clearance	18	21.5	26	33
Shackle Diameter	5	6	9	11
Body Depth	17	22	26.5	31

PRODUCT CODES

- AS2537 - 30mm KD Visi
- AS2543 - 40mm KA "J" Boxed
- AS2545 - 40mm KA "K" Boxed
- AS2539 - 40mm KD Long Shackle Visi
- AS2538 - 40mm KD Visi
- AS2546 - 50mm KA "J" Boxed
- AS2544 - 50mm KA "K" Boxed
- AS2541 - 50mm KD Long Shackle Visi
- AS2540 - 50mm KD Visi
- AS2542 - 64mm KD Visi

BLANKS

- AS1135 - Blanks for 40mm.
- AS1136 - Blanks for 50/60mm.

Padlocks & Bars Padlock - Discus



Kryptonite 8503 Series Open Shackle Laminated Padlock


Mechanism : Cylinder
 Body Finish : Plated laminated steel body
 Shackle Finish : Steel
 Key Retaining : No
 Keys Supplied : 2
 Packed Quantity : Boxed - 1

FEATURES

- Open and long shackle versions.
- Double deadbolt locking mechanism.
- Designed for use in low to medium risk locations.
- Case hardened steel shackle.

OPERATION

- Snaplocking, key to unlock.



	38mm	44mm	50mm
Body Width	38	44	50
Body Height	33	36.6	39
Horizontal Clearance	20.6	22.2	25
Vertical Clearance	20.6	25	28.5
Shackle Diameter	4.8	6.4	6.4
Body Depth	22	23.3	26.6

PRODUCT CODES

LI4268 - 38mm KD Visi
 LI4269 - 44mm KD Visi
 LI4271 - 50mm KD Visi

BLANKS

LI0110 - MS2 Silca



Master Lock 6121 & 6127 Pro-Series Laminated Padlock


Mechanism : 6 Pin
 Body Finish : Laminated steel with xenoy cover (thermoplastic)
 Shackle Finish : Boron alloy
 Key Retaining : Yes
 Keys Supplied : 2
 Packed Quantity : Visi - 1

FEATURES

- Body & cylinder covers.
- Removable cylinder can be replaced or repinned.
- Dual ball bearing locking mechanism resists pulling and prying.
- Weather resistant.

OPERATION

- Locked and unlocked by key.



	54mm	67mm
Body Width	54	67
Body Height	65	65
Horizontal Clearance	23	23
Vertical Clearance	30	35
Shackle Diameter	8	11
Body Depth	30	30

PRODUCT CODES

LI2855 - 54mm KD Visi
 LI2857 - 67mm KD Visi

BLANKS

LI1432 - MS17



Padlocks & Bars Padlock - Laminated



Master Lock Open Shackle Laminated Padlock Universal Pin

Body Finish : Laminated
 Shackle Finish : Hardened steel
 Key Retaining : Yes
 Packed Quantity : 6

FEATURES

- Open long shackle.
- Laminated body.
- Protective bumper.
- Universal pin for keying convenience.
- Locks can be primed to customers key in minutes.

OPERATION

- Key to unlock, snap shut.



L15626

	LS 38mm	LS 51mm	LS 44mm	51mm	44mm	40mm
Body Width	38	51	44	51	44	40
Body Height	35	42	37	42	37	35
Horizontal Clearance	15	23.5	19.5	23.5	19.5	15
Vertical Clearance	39	39	67.5	25	23	18.5
Shackle Diameter	7	9	8	9	8	7
Body Depth	22	28	24	28	24	22

PRODUCT CODES

- L15629 - 38mm 3UPLF Long Shackle
- L15631 - 51mm 5UPLF Long Shackle
- L15626 - 44mm IUP
- L15630 - 51mm SUP
- L15627 - 44mm IUPLJ Long Shackle
- L15628 - 40mm 3UP



Squire 20 Series Warded Open Shackle Laminated Padlock

Mechanism : Warded spring
 Body Finish : Steel
 Shackle Finish : Steel
 Key Retaining : No
 Keys Supplied : 2
 Keyed Alike : Works
 Packed Quantity : Visi No 24 - 12
 No's 26 & 28 - 6

FEATURES

- Open shackle.
- Laminated steel body.
- Mild steel sprung shackle.

OPERATION

- Snaplocking, key to unlock.



491

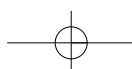
	38mm	44mm
Body Width	38	44
Body Height	26	28
Horizontal Clearance	15	21
Vertical Clearance	15	21
Shackle Diameter	6	7
Body Depth	23	24

PRODUCT CODES

- 491 - 38mm KD Visi
- 494 - 44mm KD Visi

BLANKS

- 1059 - Genuine



Padlocks & Bars Padlock - Laminated



Squire 30 Series Laminated Padlocks

- Mechanism : 4 pin
- Body Finish : Black
- Shackle Finish : Steel / hardened steel
- Key Retaining : No
- Keys Supplied : 2
- Keyed Alike : Ex-stock
- Master Keyed : Works
- Differs : 1000+
- Packed Quantity : Visi No 33 - 12
No's 35, 37 & 39 - 6
No's 37CS & 39CS - 3



602

FEATURES

- Open shackle.
- Laminated steel body with protective cover.
- Hardened mild steel sprung shackle.
- No 35 also available c/w No 45 'mini claim' hasp & staple.

OPERATION

- Snaplocking, key to unlock.

	38mm	44mm	50mm
Body Width	38	44	51
Body Height	32	36	41
Horizontal Clearance	16	20	24
Vertical Clearance	17	20	24
Shackle Diameter	7	8	9
Body Depth	23	24	29

PRODUCT CODES

Open Shackle Keyed to Differ

- 602 - 38mm KD Visi
- 610 - 44mm KD Visi
- 618 - 50mm KD Visi

Open Shackle Keyed Alike

- 9458 - 38mm KA "A" Loose
- 9456 - 44mm KA "B" Loose
- 645 - 50mm KA "B" Loose

Long Shackle Keyed to Differ

- 712 - 44mm KD Long Shackle Visi
- 718 - 48mm KD Long Shackle Visi
- 673 - 55mm KD Long Shackle Visi

BLANKS

- 1023 - 01 Genuine (No 43 Only)
- 5942 - SQ2 Copy (No 43 Only)
- 1029 - 02 Genuine (No 45 Only)
- 5940 - SQ1 Copy (No 45 Only)



Squire 30 Series Laminated Padlocks

- Mechanism : 4 pin
- Body Finish : Black
- Shackle Finish : Steel / hardened steel
- Key Retaining : No
- Keys Supplied : 2
- Keyed Alike : Ex-stock
- Master Keyed : Works
- Differs : 1000+
- Packed Quantity : Visi No 33 - 12
No's 35, 37 & 39 - 6
No's 37CS & 39CS - 3



712

FEATURES

- Long shackle.
- Laminated steel body with protective cover.
- Hardened mild steel sprung shackle.
- No 35 also available c/w No 45 'mini claim' hasp & staple.

OPERATION

- Snaplocking, key to unlock.

	44mm	48mm	55mm
Body Width	44	44	51
Body Height	36	36	41
Horizontal Clearance	20	20	24
Vertical Clearance	65	65	65
Shackle Diameter	8	8	9
Body Depth	24	24	29

PRODUCT CODES

- 712 - 44mm KD Long Shackle Visi
- 718 - 48mm KD Long Shackle Visi
- 673 - 55mm KD Long Shackle Visi

BLANKS

- 1023 - 01 Genuine (No 43 Only)
- 5942 - SQ2 Copy (No 43 Only)
- 1029 - 02 Genuine (No 45 Only)
- 5940 - SQ1 Copy (No 45 Only)

Padlocks & Bars Padlock - Laminated



Squire 30 Series Laminated Padlocks

Mechanism : 4 pin
 Body Finish : Black
 Shackle Finish : Steel / hardened steel
 Key Retaining : No
 Keys Supplied : 2
 Keyed Alike : Ex-stock
 Master Keyed : Works
 Differs : 1000+
 Packed Quantity : Visi No 33 - 12
 No's 35, 37 & 39 - 6
 No's 37CS & 39CS - 3



L8300

FEATURES

- Closed shackle.
- Laminated steel body with protective cover.
- Hardened mild steel sprung shackle.
- No 35 also available c/w No 45 'mini claim' hasp & staple.

OPERATION

- Snaplocking, key to unlock.

Body Width	51	Vertical Clearance	19
Body Height	72	Shackle Diameter	9
Horizontal Clearance	16	Body Depth	29

PRODUCT CODES

L8300 - 50mm KD Closed Shackle Visi

BLANKS

- 1023 - 01 Genuine (No 43 Only)
- 5942 - SQ2 Copy (No 43 Only)
- 1029 - 02 Genuine (No 45 Only)
- 5940 - SQ1 Copy (No 45 Only)



Squire ATL4 & ATL5 All Terrain Open Shackle Laminated Padlock

Mechanism : Spin
 Body Finish : Weather proof brass
 Shackle Finish : Steel / hardened steel
 Key Retaining : No
 Keys Supplied : 2
 Keyed Alike : Works
 Packed Quantity : 6



L14854

FEATURES

- Double locking.
- Weather proof dust cover.

OPERATION

- Snap locking key to open.

	40mm	50mm
Body Width	52	58
Body Height	46	46
Horizontal Clearance	20	20
Vertical Clearance	25	25
Shackle Diameter	8	10
Body Depth	23	25

PRODUCT CODES

L14854 - 52mm KD Visi
 L14855 - 58mm KD Visi



Zone 900 Open Shackle Laminated Padlock

Mechanism : 50mm - 5 pin
 Body Finish : Steel
 Shackle Finish : Steel
 Key Retaining : Yes
 Keys Supplied : 2
 Packed Quantity : Visi - 6



L8910

FEATURES

- Open shackle.
- Laminated steel body.
- Hardened steel sprung shackle.
- Protective vinyl bumper.
- Anti-pick drivers and key profile.
- Key withdrawal only when locked.

OPERATION

- Snaplocking, key to unlock.

Body Width	51	Vertical Clearance	28
Body Height	40	Shackle Diameter	9.5
Horizontal Clearance	22	Body Depth	30

PRODUCT CODES

L8910 - 50mm KD Visi

BLANKS

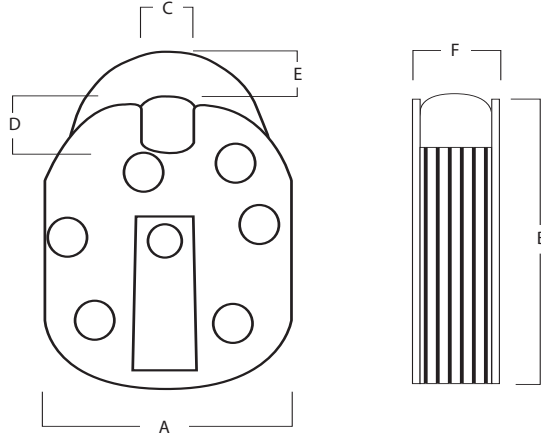
- L88 - KB107 4 Pin Genuine
- 5266 - CS6 Copy
- AS1179 - KB110 5 Pin Genuine
- 5271 - CS7 Copy



Padlocks & Bars Padlock - Lever

Padlock - Lever

TECHNICAL INFORMATION



KEY

- A** Body Width
- B** Body Height
- C** Horizontal Clearance
- D** Vertical Clearance
- E** Shackle Diameter
- F** Body Depth



Asec Closed Shackle Lever Padlock

- Mechanism : 5 & 6 lever
- Body Finish : Zinc plated & painted grey
- Shackle Finish : Zinc plated & painted grey
- Key Retaining : No
- Keys Supplied : 2
- Keyed Alike : Ex-stock
- Differs : 96
- Packed Quantity : Boxed - 1
Visi - 1



AS2605

FEATURES

- Close shackle.
- Laminated steel body.
- Hardened forged shackle

OPERATION

- Locked and unlocked by key.

66mm 70mm

Body Width	66	70
Body Height	88	82
Horizontal Clearance	15	15
Vertical Clearance	24	15
Shackle Diameter	11	12
Body Depth	21	22

PRODUCT CODES

- AS2605 - 66mm KA 5 Lever Boxed
- AS2602 - 66mm KA 6 Lever Boxed
- AS2606 - 66mm KD 5 Lever Boxed
- AS2607 - 66mm KD 5 Lever Visi
- AS2603 - 66mm KD 6 Lever Boxed
- AS2604 - 66mm KD 6 Lever Visi
- AS2611 - 70mm KA 5 Lever Boxed
- AS2610 - 70mm KD 5 Lever Boxed

BLANKS

- AS11276 - SG5
- AS11000 - 10G



Era 212 Big Six Lever Padlock

- Mechanism : 6 Lever
- Body Finish : Hammered grey
- Shackle Finish : Hammered grey
- Key Retaining : No
- Keys Supplied : 3
- Keyed Alike : Ex-stock
- Master Keyed : Works
- Differs : 1000+
- Packed Quantity : Boxed - 1



9927

FEATURES

- Close shackle.
- Laminated steel body.
- Hardened forged shackle

OPERATION

- Locked and unlocked by key.

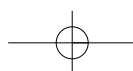
Body Width	73	Vertical Clearance	15
Body Height	85	Shackle Diameter	14
Horizontal Clearance	15	Body Depth	26

PRODUCT CODES

- 9927 - KA Boxed
- 329 - KD Boxed

BLANKS

- AS11276 - SG5
- AS11000 - 10G



Padlocks & Bars Padlock - Lever



Era 975 Lever Padlock

Mechanism : 5 lever
 Body Finish : Zinc plated
 Shackle Finish : Zinc plated
 Key Retaining : No
 Keys Supplied : 2
 Keyed Alike : Ex-stock
 Master Keyed : Works
 Packed Quantity : Boxed - 1, visi - 5



361

FEATURES

- Close shackle.
- Laminated steel body.
- Hardened steel shackle.

OPERATION

- Locked and unlocked by key.

Body Width	64	Vertical Clearance	16
Body Height	84	Shackle Diameter	13
Horizontal Clearance	16	Body Depth	19

PRODUCT CODES

- 361 - KA Boxed
- 358 - KD Boxed
- L00072 - KD Visi

BLANKS

- L00074 - 675-06 Genuine
- AS11100 - 975



Squire 220 Old English Padlock

Mechanism : 4 lever
 Body Finish : Zinc plated
 Shackle Finish : Steel
 Key Retaining : No
 Keys Supplied : 2
 Keyed Alike : Ex-stock
 Differs : 12
 Packed Quantity : Boxed - 6, visi - 6



748

FEATURES

- Suitable for outdoor use.

OPERATION

- Locked and unlocked by key.

	38mm	50mm	64mm
Body Width	38	51	64
Body Height	47	62	84
Horizontal Clearance	12	18	21
Vertical Clearance	11	18	21
Shackle Diameter	7	8	10
Body Depth	12	13	16

PRODUCT CODES

- 756 - 38mm KA "PET1" Loose
- 762 - 38mm KA "PET4" Loose
- 748 - 38mm KD Visi
- 780 - 50mm KA "PEF1" Loose
- 885 - 50mm KA "PEF10" Loose
- 890 - 50mm KA "PEF11" Loose
- 893 - 50mm KA "PEF12" Loose
- 783 - 50mm KA "PEF2" Loose
- 786 - 50mm KA "PEF3" Loose
- 788 - 50mm KA "PEF4" Loose
- 787 - 50mm KA "PEF5" Loose
- 789 - 50mm KA "PEF6" Loose
- 790 - 50mm KA "PEF7" Loose
- 791 - 50mm KA "PEF8" Loose
- 796 - 50mm KA "PEF9" Loose
- 751 - 50mm KD Visi
- 897 - 64mm KA "PES1" Loose
- 942 - 64mm KA "PES10" Loose
- 943 - 64mm KA "PES11" Loose
- 944 - 64mm KA "PES12" Loose
- 899 - 64mm KA "PES2" Loose
- 904 - 64mm KA "PES3" Loose
- 907 - 64mm KA "PES4" Loose
- 910 - 64mm KA "PES5" Loose
- 913 - 64mm KA "PES6" Loose
- 916 - 64mm KA "PES7" Loose
- 919 - 64mm KA "PES8" Loose
- 923 - 64mm KA "PES9" Loose
- 754 - 64mm KD Visi

BLANKS

- 1065 - 330 Genuine
- AS11244 - 220 PET
- 1069 - 550 Genuine
- AS11245 - 440 PEF
- 1074 - 770 Genuine
- AS11246 - 660 PES

Padlocks & Bars Padlock - Lever



Union IK11 Battleship Lever Padlock

Mechanism : 6 Lever
 Body Finish : Silver
 Shackle Finish : Silver
 Key Retaining : No
 Keys Supplied : 3
 Keyed Alike : Ex-stock
 Master Keyed : Works
 Differs : 1000+
 Packed Quantity : Boxed - 1



142

FEATURES

- Close shackle.
- Forged solid steel body.
- Case hardened shackle.
- Shackle pivot protected by anti-drill weld.
- Excellent resistance to hacksaw and torque attack.

OPERATION

- Locked and unlocked by key.

Body Width	65	Vertical Clearance	17
Body Height	90	Shackle Diameter	13
Horizontal Clearance	17	Body Depth	27

PRODUCT CODES

142 - KA "A" Boxed
 L1017 - KA "B" Boxed
 136 - KD Boxed

Please note: KA suites A & B differ with each Union delivery.

BLANKS

3686 - K198 Genuine
 ASI1010 - IK11



Union IK21 Cruiser Lever Padlock

Mechanism : 5 Lever
 Body Finish : Silver
 Shackle Finish : Silver
 Key Retaining : No
 Keys Supplied : 2
 Keyed Alike : Ex-stock
 Master Keyed : Works
 Packed Quantity : Boxed - 1



10032

FEATURES

- Close shackle.
- Heavy laminated body.
- Case hardened shackle provides resistance to cutting.
- Off centre keyhole prevents the insertion of conventional keys.

OPERATION

- Locked and unlocked by key.

Body Width	70	Vertical Clearance	17
Body Height	100	Shackle Diameter	13
Horizontal Clearance	17	Body Depth	27

PRODUCT CODES

10032 - KA "A" Boxed
 10031 - KA "B" Boxed
 137 - KD Box

Please note: KA suites A & B differ with each Union delivery.


BLANKS

3680 - K198 Genuine
 ASI1010 - IK11



Walsall Lock 2000 Lever Padlock

Mechanism : 5 lever
 Body Finish : Stainless steel
 Shackle Finish : Steel case hardened
 Black chrome plated
 Key Retaining : No
 Keys Supplied : 2
 Differs : 2500 key combinations
 Packed Quantity : Boxed - 10



L12129

FEATURES

- BS EN 1670 corrosion resistance - Grade 3.
- Sold Secure.
- Conforms to BS EN 12320: 2001 padlock & padlock fittings Security Grade 3.
- Anti-pick features, keyhole protector.

OPERATION

- Locked and unlocked by key.

Body Width	69	Vertical Clearance	18
Body Height	79	Shackle Diameter	12
Horizontal Clearance	17	Body Depth	26

PRODUCT CODES

L12129 - KD Boxed

BLANKS

ASI1130 - 8GPL

Padlocks & Bars Padlock - Lever



Walsall Lock FBI Old English Padlock

- Mechanism : FBI - 2 lever
FBI1 & FBI4 - 4 lever
- Body Finish : FBI & FBI1 - galvanised
FBI4 - yellow
- Shackle Finish : Steel
- Key Retaining : No
- Keys Supplied : Separate
Keyed Alike : Standard
- Packed Quantity : Boxed FB - 10
Boxed FB & chain - 12
Boxed FBI1 - 12
Boxed FBI4 - 12
- Note: Stocked at London branch only

FEATURES

- FB (53mm) version available c/w 400mm chain.

OPERATION

- Locked and unlocked by key.



10222

	53mm 67mm	
Body Width	53	67
Body Height	66	81
Horizontal Clearance	17	23
Vertical Clearance	17	23
Shackle Diameter	8	10
Body Depth	15	17

PRODUCT CODES

- 10222 - 53mm GALV KA
- L5862 - 53mm GALV KA c/w 400mm Chain
- L4651 - 67mm GALV KA
- L3769 - 67mm Yellow KA

BLANKS

- AS11130 - 8GPL



Yale 215 Old English Padlock


- Mechanism : 4 lever
- Body Finish : Steel
- Shackle Finish : Chrome plated
- Key Retaining : No
- Keys Supplied : 2
- Packed Quantity : Visi - 1 (L13043 - 2 pack)

FEATURES

- Cover cap to prevent keyway rusting.
- Medium security.
- Solid steel body, CEN rating.

OPERATION

- Locked and unlocked by key.



L13044

Body Width	53	Vertical Clearance	17
Body Height	62	Shackle Diameter	8
Horizontal Clearance	9.5	Body Depth	16

PRODUCT CODES

- L13044 - 53mm KD Visi

BLANKS

- AS11076 - 10GPM
- AS11130 - 8GPL

Padlocks & Bars Padlock Steel - Closed Shackle

Closed Shackle



ABUS 34CS/55 Series Steel Rekeyable Closed Shackle Padlock

Mechanism : 6 pin
 Body Finish : Through hardened steel alloy
 Shackle Finish : Through hardened steel alloy
 Packed Quantity : 3

FEATURES

- Through hardened steel alloy body & shackle, resists all attacks.
- 6 Pin tumbler cylinder with anti-pick mushroom pins, resists picking.
- Ball bearing locking, resists lever & torsio attacks
- Rekeyable mechanism , allows locks to be changed to new key.



L19038

Body Width	55	Shackle Diameter	11
Body Height	47.5	Body Depth	25
Horizontal Clearance	24.5	Overall Height	85
Vertical Clearance	26.5		

PRODUCT CODES

L19038 - 34CS/55 55mm Visi

BLANKS

L19494 - Genuine



ABUS 37RK80 Series Granit 'Plus' Mechanism Solid Steel Rekeyable Closed Shackle Padlock

Mechanism : ABUS 'Plus'
 Body Finish : Through hardened steel alloy
 Shackle Finish : Through hardened steel alloy
 Packed Quantity : 3

FEATURES

- Cataphoretic coating & rustfree components, gives 40 years of corrosion protection.
- Through hardened steel alloy body & close shackle, resists all attacks.
- 14mm shackle, CEN grade 5 security.
- Ball bearing locking, prevents lever & torsion attacks.
- Rekeyable mechanism available, allows locks to be changed to new key.
- 250,000 key differs, each lock supplied with key code card, offers numerous keyed alike (KA) or master keyed (MK) options or further locks made up to same key as per card provided.



L19047

Body Width	80
Body Height	58
Horizontal Clearance	22
Vertical Clearance	22
Shackle Diameter	14
Body Depth	39
Overall Height	94

PRODUCT CODES

L19055 - 37RK/80 80mm KA (4365623)

L19050 - 37RK/80 80mm KD Visi

BLANKS

L19489 - Genuine ABUS 'Plus'

Padlocks & Bars Padlock Steel - Closed Shackle



ABUS 37/60 Series Granit 'Plus' Mechanism Solid Steel Closed Shackle Padlock

Mechanism : ABUS 'Plus'
 Body Finish : Through hardened steel alloy
 Shackle Finish : Through hardened steel alloy
 Packed Quantity : 2

FEATURES

- Cathaphoretic coating & rustfree components, gives 40 years of corrosion protection.
- Through hardened steel alloy body & close shackle, resists all attacks.
- 11mm removable shackle, CEN grade 4 security
- Rekeyable mechanism available, allows locks to be changed to new key
- ABUS 'Plus' disk cylinder, resists drill, pull & manipulation attacks.
- 250,000 key differs, each lock supplied with key code card, offers numerous keyed alike (KA) or master keyed (MK) options or further locks made up to same key as per card provided.



L19045

Body Width	60	Shackle Diameter	11
Body Height	58	Body Depth	35
Horizontal Clearance	18	Overall Height	85
Vertical Clearance	16		

PRODUCT CODES

- L19042 - 37/60 60mm Visi
- L19047 - 37/60 60mm
- L19045 - 37/60 60mm (Rekeyable)
- L19053 - 37/60 60mm KA (5646543)

BLANKS

- L19489 - Genuine ABUS 'Plus'




ABUS 83CS/55 Rock Series Steel Closed Shackle Padlock

Mechanism : Pin tumbler
 Body Finish : Through hardened steel alloy
 Shackle Finish : Through hardened steel alloy
 Packed Quantity : 3

FEATURES

- Adapts to most requirements inc. key retaining or not, specialist tools available.
- Through hardened steel alloy body & shackle, resists all attacks.
- Pin tumbler cylinder with anti-pick mushroom pins, resists picking.
- Rekeyable mechanism, allows locks to be changed to new key.



L19207

Body Width	55	Shackle Diameter	11.5
Body Height	53.5	Body Depth	25
Horizontal Clearance	24.5	Overall Height	92.5
Vertical Clearance	27.5		

PRODUCT CODES

- L19207 - 83CS/55 55mm KA (2745)
- L19198 - 83CS/55 55mm Visi

BLANKS

- L19488 - Genuine 5 Pin



ABUS 83WPCS/53 Series Weatherproof Steel Closed Shackle Padlock

Mechanism : Pin tumbler
 Body Finish : Sealed lock body
 Shackle Finish : "NanoProtect" hardened steel alloy
 Packed Quantity : 6

FEATURES

- Adapts to most requirements inc. key retaining or not.
- 8mm through hardened steel alloy body & shackle, resists all attacks.
- Ball bearing locking, resists lever & torsion attacks.
- High impact sealed lock body, keyway protective cover designed to keep dirt out.
- "NanoProtect" corrosion resistant hardened steel shackle for longer life.



L19210

Body Width	56.5	Shackle Diameter	8
Body Height	64.5	Body Depth	34.5
Horizontal Clearance	19	Overall Height	97.5
Vertical Clearance	25		

PRODUCT CODES

- L19210 - 83WPCS/53 56.5mmKA (2745)
- L19201 - 83WP/53 56.5mm KD Visi

BLANKS

- L19488 - Genuine 5 Pin

Padlocks & Bars Padlock Steel - Closed Shackle



Cisa 28050 & 28350 LIM Steel Closed Shackle Padlocks

Mechanism : 5 pin
 Body Finish : Steel
 Shackle Finish : Steel
 Key Retaining : Yes
 Keys Supplied : 2
 Keyed Alike : In-house
 Master Keyed : Works
 Packed Quantity : Boxed - 6



FEATURES

- Open, long and protected shackle versions.
- Solid hardened steel body.
- Hardened steel shackle.
- Key withdrawal only when locked.
- Rekeyable cylinder.

OPERATION

- Locked and unlocked by key.

62mm 73mm

Body Width	62	73
Body Height	78	88
Horizontal Clearance	25	31
Vertical Clearance	22	22
Shackle Diameter	11	14
Body Depth	25	25

PRODUCT CODES

766 - 62mm Boxed
 764 - 73mm Boxed

BLANKS

3102 - 00401-I Genuine



Ingersoll 700 Series Steel Closed Shackle Padlocks

Mechanism : 10 lever cylinder
 Body Finish : Dull nickel chrome
 Shackle Finish : Dull nickel chrome
 Key Retaining : Yes
 Keys Supplied : 3
 Keyed Alike : In-house
 Master Keyed : Works
 Differs : Unlimited
 Packed Quantity : Boxed - 1



FEATURES

- Open, close and closed shackle versions.
- Body comprised of hardened steel laminations finished in nickel chrome.
- Hardened steel shackle.
- All vital parts of key mechanism protected against drilling.
- Key withdrawal only when locked.
- Double ball locking mechanism secures shackle.
- Removable loose shackle on CS700.

OPERATION

- Locked and unlocked by key.

1702 1697

Body Width	63	63
Body Height	63	81
Horizontal Clearance	20	20
Vertical Clearance	18	18
Shackle Diameter	10	10
Body Depth	40	40

PRODUCT CODES

1702 - 10mm KD Boxed
 1697 - 10mm KD Removable Shackle Boxed

BLANKS

L3470 - 'S' Series Genuine
 L6016 - ING5 (S) Copy

Padlocks & Bars Padlock Steel - Closed Shackle



Squire SS50CS Stronghold Steel 5-Pin Closed Shackle Padlocks

Mechanism : 5pin
 Body Finish : Black electrophoretic
 Shackle Finish : Hardened boron steel
 Key Retaining : Yes
 Keys Supplied : 2
 Keyed Alike : Works
 Master Keyed : Works
 Differs : 1500
 Packed Quantity : Visi - 3
 Cen : 3

FEATURES

- Open and closed shackle versions.
- Resistant to picking, drilling, sawing and other forms of attack.
- Key withdrawal only when locked.
- Rekeyable.
- Supplied c/w rubber bumper band.
- Also stocked as body only to accept Evva euro cylinders.

OPERATION

- Locked and unlocked by key.



Body Width	50	Vertical Clearance	16
Body Height	78	Shackle Diameter	10
Horizontal Clearance	16	Body Depth	26

PRODUCT CODES

L13385 - KD Visi

BLANKS

1029 - O2 Genuine
 5940 - SQI. Copy



Squire SS50CS Stronghold Steel 6-Pin Closed Shackle Padlocks

Mechanism : 6 pin
 Body Finish : Black electrophoretic
 Shackle Finish : Hardened boron steel
 Key Retaining : Yes
 Keys Supplied : 2
 Keyed Alike : Works
 Master Keyed : Works
 Differs : 250,000
 Packed Quantity : Visi - 3
 Cen : 4

FEATURES

- Open and closed shackle versions.
- Resistant to picking, drilling, sawing and other forms of attack.
- Key withdrawal only when locked.
- Rekeyable.
- Supplied c/w rubber bumper band.
- Also stocked as body only to accept Evva euro cylinders.

OPERATION

- Locked and unlocked by key.



Body Width	50	Vertical Clearance	16
Body Height	78	Shackle Diameter	10
Horizontal Clearance	16	Body Depth	26

PRODUCT CODES

L8646 - KD Visi

BLANKS

L14620 - K51BL Genuine
 5010 - ABIR Copy



Squire SS65 Stronghold


Mechanism : 6 pin
 Body Finish : Black electrophoretic
 Shackle Finish : Hardened boron steel
 Key Retaining : Yes
 Keys Supplied : 2
 Keyed Alike : Works
 Master Keyed : Works
 Differs : 260,000
 Packed Quantity : 1
 Cen : 6

FEATURES

- Open and closed shackle versions.
- Resistant to picking, drilling, sawing and other forms of attack.
- Key withdrawal only when locked.
- Rekeyable.
- Supplied c/w rubber bumper band.
- Also stocked as body only to accept Evva euro cylinders.

OPERATION

- Locked and unlocked by key.



Body Width	65	Vertical Clearance	19
Body Height	82	Shackle Diameter	12.7
Horizontal Clearance	19	Body Depth	31.8

PRODUCT CODES

L8640 - SS65CS Stronghold Steel KD Visi
 L8641 - 6 Pin Closed Shackle Padlocks KA Visi

BLANKS

L14620 - K51BL Genuine
 5010 - ABIR Copy



Padlocks & Bars Padlock Steel - Closed Shackle



Yale 210 & 300 Closed Shackle Steel Padlock

Mechanism : 5 pin
 Body Finish : Stainless steel
 Shackle Finish : Brushed steel
 Key Retaining : No
 Keys Supplied : 2
 Keyed Alike : In-house
 Master Keyed : Works
 Packed Quantity : Visi - 1



L13014

FEATURES

- Offers high security performance and maximum corrosion resistance.
- Conforms to CEN 3.

OPERATION

- Locked and unlocked by key.

51mm 63mm

Body Width	51	63
Body Height	88	54
Horizontal Clearance	17	21.2
Vertical Clearance	28	27
Shackle Diameter	9	11.1
Body Depth	17	17

PRODUCT CODES

L13023 - 51mm KD Visi
 L13014 - 63mm KD Visi

BLANKS

L10662 - YA86R



Zone 300 Closed Shackle Steel Padlock

Mechanism : 5 pin
 Body Finish : Stainless steel
 Shackle Finish : Brushed steel
 Key Retaining : Yes
 Keys Supplied : 2
 Keyed Alike : Ex-stock
 Packed Quantity : Visi - 6, boxed - 6



L9505

FEATURES

- Closed shackle.
- Stainless steel body.
- Stainless steel shackle.
- Key withdrawal only when locked.
- Anti-pick drivers and key profile.
- Suitable for use in marine and harsh environments.

OPERATION

- Locked and unlocked by key.

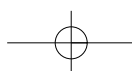
Body Width	50
Body Height	60
Horizontal Clearance	18
Vertical Clearance	20
Shackle Diameter	9
Body Depth	23

PRODUCT CODES

L9505 - 300/50 KD
 L9006 - 300/50 KA

BLANKS

L8955 - KB112 5 Pin Genuine
 L799 - UL050 Copy





Padlocks & Bars Padlock Steel - Long Shackle

Long Shackle



ABUS 37/70HB100 Series Granit 'Plus' Mechanism Solid Steel Rekeyable Long Shackle Padlock

Mechanism : ABUS 'Plus'
 Body Finish : Through hardened steel alloy
 Shackle Finish : Through hardened steel alloy
 Packed Quantity : 3

FEATURES

- Cataphoretic coating & rustfree components, gives 40 years of corrosion protection.
- Through hardened steel alloy body & shackle, resists all attacks.
- 14mm Shackle : CEN grade 5 security.
- Ball bearing locking, prevents lever & torsion attacks.
- Rekeyable mechanism, allows locks to be changed to new key.
- 250,000 key differs, each lock supplied with key code card, offers numerous keyed alike (KA) or master keyed (MK) options or further locks made up to same key as per card provided.



L19049

Body Width	77	Shackle Diameter	14
Body Height	54	Body Depth	37
Horizontal Clearance	29	Overall Height	168
Vertical Clearance	100		

PRODUCT CODES

L19049 - 37/70HB100 77mm

BLANKS

L19489 - Genuine ABUS 'Plus'



ABUS 37/55HB50 Series Granit 'Plus' Mechanism Solid Steel Long Shackle Padlock

Mechanism : ABUS 'Plus'
 Body Finish : Through hardened steel alloy
 Shackle Finish : Through hardened steel
 Packed Quantity : 3

FEATURES

- Cataphoretic coating & rustfree components, gives 40 years of corrosion protection.
- Through hardened steel alloy body & shackle, resists all attacks.
- 11mm Shackle : CEN grade 4 security.
- Ball bearing locking, prevents lever & torsion attacks.
- 250,000 key differs, each lock supplied with key code card, offers numerous keyed alike (KA) or master keyed (MK) options or further locks made up to same key as per card provided.



L19044

Body Width	63	Shackle Diameter	11
Body Height	48	Body Depth	31
Horizontal Clearance	27.5	Overall Height	109
Vertical Clearance	50		

PRODUCT CODES

L19044 - 37/55HB50 63mm

BLANKS

L19489 - Genuine ABUS 'Plus'




ABUS 65MB/40 Series Brass Long Stainless Steel Shackle Padlock

Mechanism : Pin tumbler
 Body Finish : Brass
 Shackle Finish : Stainless steel
 Packed Quantity : 6

FEATURES

- Pin tumbler cylinder with anti-pick mushroom pins, resists picking.
- Stainless steel shackles (IB), maximum corrosion resistance.
- Numerous KA/MK suites available, multiple site security.
- Double bolted, for more shackle strength.
- Nano Plated steel alloy shackle, helps make rusty shackle a "thing of the past".



L19117

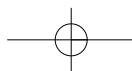
Body Width	40	Shackle Diameter	6.5
Body Height	33.5	Body Depth	15
Horizontal Clearance	22	Overall Height	103
Vertical Clearance	63		

PRODUCT CODES

L19117 - 65MB/40HB63 40mm Visi

BLANKS

L19478 - Genuine 40mm



Padlocks & Bars Padlock Steel - Long Shackle



Cisa 28050 & 28350 LIM Steel Long Shackle Padlocks

Mechanism : 5 pin
 Body Finish : Steel
 Shackle Finish : Steel
 Key Retaining : Yes
 Keys Supplied : 2
 Keyed Alike : In-house
 Master Keyed : Works
 Packed Quantity : Boxed - 6



FEATURES

- Open, long and protected shackle versions.
- Solid hardened steel body.
- Hardened steel shackle.
- Key withdrawal only when locked.
- Rekeyable cylinder.

OPERATION

- Locked and unlocked by key.

	504	501	8113	8096
Body Width	55	55	70	70
Body Height	50	50	58	58
Horizontal Clearance	25	25	31	31
Vertical Clearance	42	62	42	62
Shackle Diameter	11	11	14	14
Body Depth	25	25	25	25

PRODUCT CODES

504 - 55mm KD 42mm Shackle Boxed
 501 - 55mm KD 62mm Shackle Boxed
 8113 - 70mm KD 42mm Shackle Boxed
 8096 - 70mm KD 62mm Shackle Boxed

BLANKS

3102 - 00401-I Genuine



Squire SS50 Stonghold Steel 6-Pin Long Shackle Padlocks

Mechanism : 6 pin
 Body Finish : Electrophoretic
 Shackle Finish : Hard Baron Steel
 Key Retaining : Yes
 Keys Supplied : 2
 Master Keyed : Works
 Differs : 260,000
 Packed Quantity : 6



FEATURES

- See SS505

OPERATION

- See SS505

Body Width	50	Vertical Clearance	65
Body Height	50	Shackle Diameter	10
Horizontal Clearance	26	Body Depth	26

PRODUCT CODES

LI1065 - KD Visi

BLANKS

LI4620 - K51BL Genuine
 5010 - ABIR Copy



Padlocks & Bars Padlock - Open Shackle

Open Shackle



ABUS 27 Series Silver Rock Rekeyable Open Shackle Padlock

Mechanism : Pin tumbler
 Body Finish : Steel
 Shackle Finish : Hardened steel
 Packed Quantity : 6

FEATURES

- Tough die cast body & through hardened steel shackle, resists attacks.
- Rekeyable mechanism, allows locks to be changed to new key.
- Pin tumbler cylinder with anti-pick mushroom pins, resists picking.



L19035

Body Width	52	Shackle Diameter	9
Body Height	43	Body Depth	27
Horizontal Clearance	26	Overall Height	78
Vertical Clearance	26		

PRODUCT CODES

- L19035 - 52mm
- L19036 - 52mm KA (26769)
- L19034 - 52mm Visi

BLANKS

- L19492 - Genuine 5 Pin



ABUS 34 Series Steel Rekeyable Open Shackle Padlock

Mechanism : 6 pin
 Body Finish : Steel
 Shackle Finish : Through hardened steel alloy
 Packed Quantity : 3

FEATURES

- Through hardened steel alloy body & shackle, resists all attacks.
- 6 Pin tumbler cylinder with anti-pick mushroom pins, resists picking.
- Ball bearing locking, resists lever & torsion attacks
- Rekeyable mechanism, allows locks to be changed to new key.



L19037

Body Width	55	Shackle Diameter	11
Body Height	47.5	Body Depth	25
Horizontal Clearance	24.5	Overall Height	85
Vertical Clearance	26.5		

PRODUCT CODES

- L19037 - 55mm Visi

BLANKS

- L19494 - 6 Pin



ABUS 36 Series Granit Rekeyable Open Shackle Padlock

Mechanism : Pin tumbler
 Body Finish : Steel
 Shackle Finish : Through hardened steel alloy
 Packed Quantity : 3

FEATURES

- Rekeyable mechanism, allows locks to be changed to new key.
- Pin tumbler cylinder with anti-pick mushroom pins, resists picking.
- Ball bearing locking, prevents lever & torsion attacks..
- Through hardened steel alloy body & shackle, resists all attacks.
- Cathaphoretic coating & rustfree components, gives 40 years of corrosion protection.



L19039

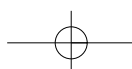
Body Width	63	Shackle Diameter	11
Body Height	48	Body Depth	31
Horizontal Clearance	27.5	Overall Height	85
Vertical Clearance	26		

PRODUCT CODES

- L19040 - 63mm KA (00827)
- L19039 - 63mm KD

BLANKS

- L19492 - Genuine 5 Pin i



Padlocks & Bars Padlock Steel - Open Shackle



ABUS 37/55 Series Granit "Plus" Mechanism Solid Steel Open Shackle Padlock

Mechanism : ABUS 'Plus'
 Body Finish : Coated through hardened steel alloy
 Shackle Finish : Coated through hardened steel alloy
 Packed Quantity : 3

FEATURES

- Cataphoretic coating & rustfree components, gives 40 years of corrosion protection.
- Through hardened steel alloy body & shackle, resists all attacks.
- 11mm Shackle, CEN grade 4 security.
- Rekeyable mechanism available, allows locks to be changed to new key.
- ABUS 'Plus' disk cylinder, resists drill, pull & manipulation attacks.
- 250,000 key differs, each lock supplied with key code card, offers numerous keyed alike (KA) or master keyed (MK) options or further locks made up to same key as per card provided.



L19043

Body Width	63	Shackle Diameter	11
Body Height	48	Body Depth	31
Horizontal Clearance	27.5	Overall Height	85
Vertical Clearance	26		

PRODUCT CODES

- L19043 - 37/55 63mm
- L19041 - 37/55 63mm Visi
- L19046 - 37/55 63mm (Rekeyable)
- L19051 - 37/55 63mm KA (1461146)
- L19052 - 37/55 63mm KA (4224254)



ABUS 37RK/70 Series Granit "Plus" Mechanism Solid Steel Rekeyable Open Shackle Padlock

Mechanism : ABUS 'Plus'
 Body Finish : Through hardened steel alloy
 Shackle Finish : Through hardened steel alloy
 Packed Quantity : 3

FEATURES

- Cataphoretic coating & rustfree components, gives 40 years of corrosion protection.
- Through hardened steel alloy body & shackle, resists all attacks.
- 14mm Shackle, CEN grade 5 security.
- Ball bearing locking, prevents lever & torsion attacks.
- Rekeyable mechanism, allows locks to be changed to new key.
- 250,000 key differs, each lock supplied with key code card, offers numerous keyed alike (KA) or master keyed (MK) options or further locks made up to same key as per card provided.



L19054

	77mm
Body Width	77
Body Height	54
Horizontal Clearance	29
Vertical Clearance	35
Shackle Diameter	14
Body Depth	37
Overall Height	103

PRODUCT CODES

- L19054 - 37RK/70 77mm KA (4436115)
- L19048 - 37RK/70 77mm KD

Padlocks & Bars Padlock Steel - Open Shackle




ABUS 83/55 Series Steel Open Shackle Padlock

Mechanism : Pin tumbler
 Body Finish : Steel
 Shackle Finish : "NanoProtect" hardened steel alloy
 Packed Quantity : 6

FEATURES

- Adapts to most requirements inc. key retaining or not.
- Through hardened steel alloy body, resists all attacks.
- Bolt cutter resistant.
- Ball bearing locking.
- "NanoProtect" corrosion resistant hardened steel shackle for longer life.



L19206

	55mm	80mm
Body Width	55	80
Body Height	53.5	57
Horizontal Clearance	25	40
Vertical Clearance	37	40
Shackle Diameter	11.5	15
Body Depth	25	33
Body Depth	102	112

PRODUCT CODES

- L19206 - 83/55 55mm KA (2745)
- L19197 - 83/55 55mm KD Visi
- L19222 - 83/55 80mm KD

BLANKS

- L19488 - Genuine 5 Pin



ABUS 83WP Series Weatherproof Steel Open Shackle Padlock

Mechanism : Pin tumbler
 Body Finish : Steel
 Shackle Finish : "NanoProtect" hardened steel alloy
 Packed Quantity : 6

FEATURES

- Adapts to most requirements inc. key retaining or not.
- Through hardened steel alloy body, resists all attacks.
- Bolt cutter resistant.
- Ball bearing locking.
- "NanoProtect" corrosion resistant hardened steel shackle for longer life



L19208

	56.5mm	65mm
Body Width	56.5	65
Body Height	62	66
Horizontal Clearance	23.5	25
Vertical Clearance	27.5	33
Shackle Diameter	8	11
Body Depth	35.5	34.5
Body Depth	97.5	110

PRODUCT CODES

- L19208 - 83WP/53 56.5mm KA (2745)
- L19199 - 83WP/53 56.5mm KD Visi
- L19209 - 83WP/63 65mm KA (2745)
- L19200 - 83WP/63 65mm KD Visi

BLANKS

- L19488 - Genuine 5 Pin

Padlocks & Bars Padlock - Steel



Cisa 28050 & 28350 LIM Steel Open Shackle Padlocks

- Mechanism : 5 Pin
- Body Finish : Steel
- Shackle Finish : Steel
- Key Retaining : Yes
- Keys Supplied : 2
 - Keyed Alike : In-house
- Master Keyed : Works
- Packed Quantity : Boxed - 6



1068

FEATURES

- Open, long and protected shackle versions.
- Solid hardened steel body.
- Hardened steel shackle.
- Key withdrawal only when locked.
- Rekeyable cylinder.

OPERATION

- Locked and unlocked by key.

	55mm	70mm
Body Width	55	70
Body Height	45	58
Horizontal Clearance	25	31
Vertical Clearance	24	22
Shackle Diameter	11	14
Body Depth	25	25

PRODUCT CODES

- 1068 - 55mm KD Boxed
- 8114 - 70mm KD Boxed

BLANKS

- 3102 - 00401-I Genuine



Ingersoll 700 Series Steel Open Shackle Padlocks

- Mechanism : 10 lever cylinder
- Body Finish : Dull nickel chrome
- Shackle Finish : Dull nickel chrome
- Key Retaining : Yes
- Keys Supplied : 3
 - Keyed Alike : In-house
- Master Keyed : Works
- Differs : Unlimited
- Packed Quantity : Boxed - 1



1711

FEATURES

- Open, close and closed shackle versions.
- Body comprised of hardened steel laminations finished in nickel chrome.
- Hardened steel shackle.
- All vital parts of key mechanism protected against drilling.
- Key withdrawal only when locked.
- Double ball locking mechanism secures shackle.
- Removable loose shackle on CS700.

OPERATION

- Locked and unlocked by key.

Body Width	63	Vertical Clearance	25
Body Height	52	Shackle Diameter	10
Horizontal Clearance	30	Body Depth	40

PRODUCT CODES

- 1711 KD Boxed

BLANKS

- L3470 - 'S' Series Genuine
- L6016 - ING5 (S) Copy

Padlocks & Bars Padlock - Steel



Squire SS50 Stonghold Steel 5-Pin Open Shackle Padlocks

Mechanism : 5 pin
 Body Finish : Black electrophoretic
 Shackle Finish : Hard boron steel
 Key Retaining : Yes
 Keys Supplied : 2
 Keyed Alike : Works
 Master Keyed : Works
 Packed Quantity : 3
 Cen : 3



L13384

PRODUCT CODES
 L13384 - KD Visi

BLANKS
 1029 - O2 Genuine
 5940 - SQI. Copy

FEATURES

- Open and closed shackle versions.
- Solid hardened steel body.
- Hardened Boron alloy steel shackle.
- Resistant to picking, drilling, sawing and other forms of attack.
- Key withdrawal only when locked.
- Rekeyable.
- Supplied c/w rubber bumper band.
- Also stocked as body only to accept Evva euro cylinders.

OPERATION

- Locked and unlocked by key.

Body Width	50	Vertical Clearance	26
Body Height	50	Shackle Diameter	10
Horizontal Clearance	22	Body Depth	26



Squire SS50 Stonghold Steel 6-Pin Open Shackle Padlocks

Mechanism : 6 pin
 Body Finish : Black electrophoretic
 Shackle Finish : Hardened boron steel
 Key Retaining : Yes
 Keys Supplied : 2
 Keyed Alike : Works
 Master Keyed : Works
 Differs : 26,000
 Packed Quantity : Visi - 3
 Cen : 4



L8645

PRODUCT CODES
 L8645 - KD Visi

BLANKS
 L14620 - Blank KSIBL 6 Pin
 5010 - ABIR Copy

FEATURES

- Open and closed shackle versions.
- Solid hardened steel body.
- Hardened Boron alloy steel shackle.
- Resistant to picking, drilling, sawing and other forms of attack.
- Key withdrawal only when locked.
- Rekeyable.
- Supplied c/w rubber bumper band.
- Also stocked as body only to accept Evva euro cylinders.

OPERATION

- Locked and unlocked by key.

Body Width	50	Vertical Clearance	26
Body Height	46	Shackle Diameter	10
Horizontal Clearance	22	Body Depth	26

Padlocks & Bars Padlock Steel - Open Shackle



Squire SS65 Stonghold Steel Open Shackle Padlocks

Mechanism : 6 pin
 Body Finish : Black electrophoretic
 Shackle Finish : Hard baron steel
 Key Retaining : Yes
 Keys Supplied : 2
 Keyed Alike : Works
 Master Keyed : Works
 Differs : 260,000
 Packed Quantity : 2
 Cen : 5



L13388

FEATURES

- Open and closed shackle versions.
- Solid hardened steel body.
- Hardened Boron alloy steel shackle.

OPERATION

- Locked and unlocked by key.

Body Width	65	Vertical Clearance	26
Body Height	46	Shackle Diameter	10
Horizontal Clearance	22	Body Depth	26

PRODUCT CODES

L13388 - KD Visi

BLANKS



Union IK12 Conquest Steel Open Shackle Padlock

Mechanism : 6 pin
 Body Finish : Silver
 Shackle Finish : Chrome plated
 Key Retaining : Yes
 Keys Supplied : 2
 Keyed Alike : In-house
 Master Keyed : Works
 Packed Quantity : Boxed - 1
 Visi - 2



L3383

FEATURES

- Open, close and extra closed shackle versions.
- Hardened solid steel body.
- Hardened steel shackle.
- Key withdrawal only when locked.
- Resistant to drill, saw and torque attack.
- IK23C modular padlock can be supplied visi packed c/w shackle guard and keyhole cover (also available separately as optional extras).

OPERATION

- Locked and unlocked by key.

	L3383	L3385
Body Width	68	68
Body Height	90	67
Horizontal Clearance	18	30
Vertical Clearance	20	28
Shackle Diameter	14	14
Body Depth	34	34

PRODUCT CODES

L3383 - KD Closed Shackle Boxed

L3385 - KD Open Shackle Boxed

BLANKS


4950 - K727 Genuine

1288 - CHU6 Copy



Zone 200 Open Shackle Steel Padlock

Mechanism : 5 pin
 Body Finish : Stainless steel
 Shackle Finish : Stainless steel
 Key Retaining : Yes
 Keys Supplied : 2
 Keyed Alike : Ex-stock
 Packed Quantity : Visi - 6



L9499

FEATURES

- Open shackle.
- Stainless steel body.
- Stainless steel shackle.
- Key withdrawal only when locked.
- Anti-pick drivers and key profile.
- Suitable for use in marine and harsh environments.

OPERATION

- Locked and unlocked by key.

	40mm	50mm
Body Width	40	50
Body Height	38	46
Horizontal Clearance	18	20
Vertical Clearance	22	28
Shackle Diameter	7	9
Body Depth	15	19

PRODUCT CODES

L9499 - 40mm KA Boxed

L9497 - 40mm KD Visi

L9500 - 50mm KA Boxed

L9498 - 50mm KD Visi

BLANKS

L8954 - KB110 5 Pin Genuine (40mm)

5271 - CS7 Copy

L8955 - KB112 5 Pin Genuine (50mm)

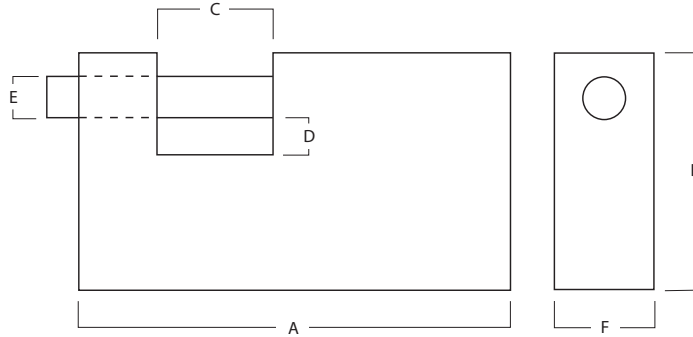
L799 - UL050 Copy



Padlocks & Bars Padlock - Sliding Shackle

Sliding Shackle

TECHNICAL INFORMATION



KEY

- A** Body Width
- B** Body Height
- C** Horizontal Clearance
- D** Vertical Clearance
- E** Shackle Diameter
- F** Body Depth



ABUS 82 Series Brass Sliding Shackle Shutter Padlock

Mechanism : Pin tumbler
 Body Finish : Brass
 Shackle Finish : Through hardened steel
 Packed Quantity : 6

FEATURES

- Through hardened steel alloy shackle, rotates when attacked.
- Solid brass body, reliable security.
- Pin tumbler cylinder with anti-pick mushroom pins, resists picking.



	63mm	70mm	90mm
Body Width	63	70	90
Body Height	21	23	30.5
Horizontal Clearance	19	22	35
Vertical Clearance	14	15	17.5
Shackle Diameter	10	12	12
Body Depth	17	18	20
Overall Height	45	50	60

PRODUCT CODES

- L19185 - 82/63 63mm KD Visi
- L19190 - 82/63 63mm KA (8501)
- L19191 - 82/70 70mm KA (8514)
- L19188 - 82/70 70mm KD
- L19186 - 82/70 70mm KD Visi
- L19192 - 82/90 90mm KA (8523)
- L19189 - 82/90 90mm KD
- L19187 - 82/90 90mm KD Visi

PRODUCT CODES

- L19493 - Genuine 63mm & 70mm
- L19488 - Genuine 90mm



ABUS 92 Series Steel Clad Brass Sliding Shackle Shutter Padlock

Mechanism : Pin tumbler
 Body Finish : Brass encased in hardened steel
 Shackle Finish : Through hardened steel
 Packed Quantity : 12

FEATURES

- Through hardened steel alloy shackle, rotates when attacked.
- Solid brass body encased in hardened steel, reliable security.
- Pin tumbler cylinder with anti-pick mushroom pins, resists picking.



	65mm	80mm
Body Width	65	80
Body Height	34	36
Horizontal Clearance	35	37
Vertical Clearance	14	17
Shackle Diameter	10	12
Body Depth	28	30
Body Depth	58	65

PRODUCT CODES

- L19235 - 92/65 65mm KA (8511)
- L19232 - 92/65 65mm KD Visi
- L19236 - 92/80 80mm KA (8522)
- L19234 - 92/80 80mm KD
- L19233 - 92/80 80mm KD Visi

PRODUCT CODES

- L19493 - Genuine 67mm
- L19488 - Genuine 78mm



Padlocks & Bars Sliding Shackle



Asec 770 Steel Sliding Shackle Padlock

Mechanism : 5 pin
 Body Finish : Steel
 Shackle Finish : Hardened steel
 Key Retaining : Yes
 Keys Supplied : 3
 Packed Quantity : 6

FEATURES

- Revolving shackle, rests sawing.
- For commercial premises.

OPERATION

- Key to lock and unlock.



	60mm	80mm	90mm
Body Height	55	65	75
Horizontal Clearance	20	29	37
Vertical Clearance	10	16	20
Shackle Diameter	9	11	12
Body Depth	24	29	32

PRODUCT CODES

AS2547 - 60mm KD Boxed
 AS2556 - 60mm KD Visi
 AS2548 - 80mm KD Boxed
 AS2557 - 80mm KD Visi
 AS2549 - 90mm KD Boxed
 AS2558 - 90mm KD Visi

BLANKS

CB6



Cisa 25610 LIM Brass Sliding Shackle Padlock


Mechanism : 5 pin
 Body Finish : Brass
 Shackle Finish : Nickel plated
 Key Retaining : Yes
 Keys Supplied : 2
 Keyed Alike : Works
 Master Keyed : Works
 Packed Quantity : Boxed - 6

FEATURES

- Solid brass body.
- Hardened steel shackle.
- Key withdrawal only when locked

OPERATION

- Snaplocking, key to unlock.



	70mm	77mm	94mm
Body Width	70	77	94
Body Height	50	55	63
Horizontal Clearance	19	26	35
Vertical Clearance	11	14	18
Shackle Diameter	10	12	12
Body Depth	20	20	20

PRODUCT CODES

763 - 70mm KD Boxed
 760 - 77mm KD Boxed
 759 - 94mm KD Boxed

BLANKS

3102 - Genuine
 L618 - Copy

Padlocks & Bars Sliding Shackle



Cisa 28550 Lim Steel Sliding Shackle Padlock

Mechanism : 5 pin
 Body Finish : Steel
 Shackle Finish : Steel
 Key Retaining : No
 Keys Supplied : 2
 Keyed Alike : In-house
 Master Keyed : Works
 Packed Quantity : Boxed - 6

FEATURES

- Solid hardened steel body.
- Hardened steel shackle.
- Re-keyable cylinder.

OPERATION

- Locked and unlocked by key.



	749	747	745	744	742
Body Width	66	66	75	84	84
Body Height	59	67	61	67	67
Horizontal Clearance	20	18	27	36	36
Vertical Clearance	11	17	14	17	17
Shackle Diameter	10	14	12	12	14
Body Depth	25	28	28	28	28

PRODUCT CODES

749 - 66mm KD 28550-66 Boxed
 747 - 66mm KD 28550-67 Boxed
 745 - 75mm KD 28550-75 Boxed
 744 - 84mm KD 28550-84 Boxed
 742 - 84mm KD 28550-85 Boxed

BLANKS

3102 - 00401-1 Genuine
 L6018 - CS17 Copy



Squire ASWL Steel Sliding Shackle Padlock

Mechanism : 5 pin
 Body Finish : Armoured steel
 Shackle Finish : Hardened steel - CP
 Key Retaining : Yes
 Keys Supplied : 3
 Keyed Alike : In-house
 Master Keyed : 1500
 Packed Quantity : Visi - 6

FEATURES

- Specifically designed to secure commercial premises and vehicles.
- Revolving hardened steel shackle resists sawing.

OPERATION

- Snaplocking, key to unlock.



	60mm	80mm
Body Width	60	80
Body Height	54	68
Horizontal Clearance	22	29.5
Vertical Clearance	11	14
Shackle Diameter	10	11
Body Depth	25	30

PRODUCT CODES

L11063 - 60mm KD Visi
 L11064 - 80mm KD Visi

BLANKS

L12266 - Genuine
 AB13



Padlocks & Bars Sliding Shackle



Squire WL Series Brass Sliding Shackle Padlock

Mechanism : 5 pin
 Body Finish : Brass
 Shackle Finish : Hardened steel
 Key Retaining : Yes
 Keys Supplied : 2
 Keyed Alike : Works
 Key Variations : 1500
 Packed Quantity : Visi - 6

FEATURES

- Solid brass body.
- Hardened steel shackle.
- Ideal for roller shutter doors, warehouses, etc.

OPERATION

- Locked and unlocked by key.



LI1060

	60mm	70mm	90mm
Body Width	60	70	90
Body Height	45	55	65
Horizontal Clearance	18	22	36
Vertical Clearance	11	15	18
Shackle Diameter	9.5	12	12
Body Depth	16	20	20

PRODUCT CODES

LI1060 - 60mm KD Visi
 LI1061 - 70mm KD Visi
 LI1062 - 90mm KD Visi

BLANKS

LI1003 - ATL
 LI2266 - Genuine
 AB13



Squire WS50 Brass Sliding Shackle Padlock

Mechanism : 5 pin & 6 pin
 Body Finish : Solid hardened steel, black
 Shackle Finish : Hardened boron steel
 Key Retaining : Yes
 Keys Supplied : 2
 Keyed Alike : Works
 Master Keyed : Works
 Packed Quantity : 6

FEATURES

- Suitable for roller shutters.

OPERATION

- Key to lock and unlock.



LI5897

Body Width	112
Body Height	54
Horizontal Clearance	37
Vertical Clearance	17
Shackle Diameter	10
Body Depth	29

PRODUCT CODES

LI5897 - 5 Pin Cen3 Visi
 LI5898 - 6 Pin Cen4 Visi

BLANKS

1029 - 5 Pin
 LI4260 - 6 Pin



Squire WS50EM Sliding Shackle Padlock Body

Mechanism : Body only
 Body Finish : Black elect
 Shackle Finish : Hard baron steel
 Key Retaining : Yes
 Keyed Alike : Works
 Key Variations : Works
 Packed Quantity : 6
 Cen : 4

FEATURES

- Suitable for roller shackle.
- Accepts a standard halved double 71mm Euro profile cylinder.

OPERATION

- Key to lock and unlock.

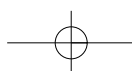


LI6145

Body Width	112	Vertical Clearance	17
Body Height	54	Shackle Diameter	10
Horizontal Clearance	37	Body Depth	29

PRODUCT CODES

LI6145 - 112mm BLK



Padlocks & Bars Sliding Shackle

ZONE Zone 700 Brass Sliding Shackle Padlock


Mechanism : 5 Pin
 Body Finish : Brass
 Shackle Finish : Steel
 Key Retaining : No
 Keys Supplied : 2
 Packed Quantity : Boxed - 6

FEATURES

- Solid brass body.
- Hardened steel shackle.
- Anti-pick drivers and key profile.

OPERATION

- Snaplocking, key to unlock.



	60mm	70mm
Body Width	60	70
Body Height	45	50
Horizontal Clearance	18	21
Vertical Clearance	14	14
Shackle Diameter	9	11
Body Depth	16	18

PRODUCT CODES

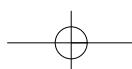
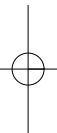
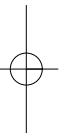
L8907 - 60mm KD Boxed
 L8908 - 70mm KD Boxed

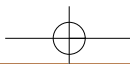
BLANKS

L8954 - KB110 5 Pin Genuine
 5271 - CS7 Copy



Padlocks & Bars Notes





Index

Cabinets & Camlocks



Cabinet Locks

- Cupboard Lock - Cut 347 - 349
- Cupboard Lock - Mortice 349
- Cupboard Lock - Straight 349 - 353
- Locker Lock 354
- Till / Drawer Lock 355 - 360



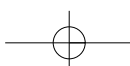
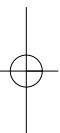
Camlocks

- Nut Fix 361 - 366
- Snap Fix 366 - 367
- Accessories 367



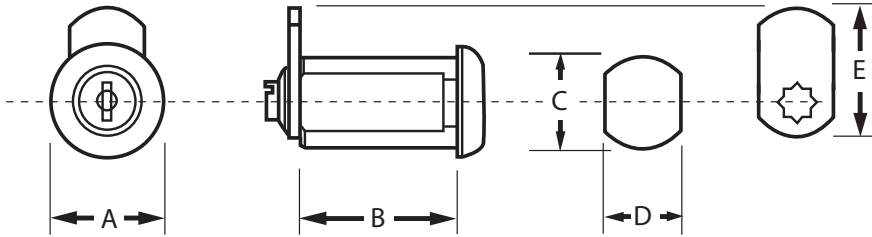
Furniture Locks

- Furniture Locks 368 - 371



Cabinet & Camlocks Cabinet Locks


How to Measure Camlocks



KEY

- A** Head Diameter
- B** Body Length
- C** Body Height
- D** Body Width
- E** Cam Length

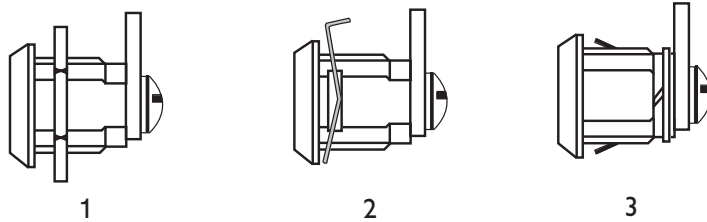
Camlock Head Shapes



KEY

- 1** Round
- 2** Conical
- 3** Cylindrical
- 4** Square
- 5** Rectangular

Methods of Fixing Camlocks to Metal or Plastic

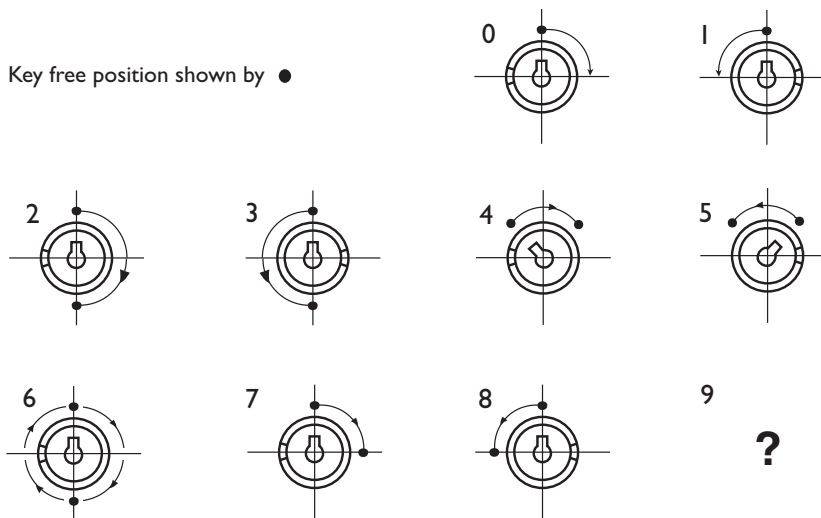


KEY

- 1** Nut Fixing
- 2** Horseshoe Clip
- 3** Snap-in

Key Movements to Unlock

Key free position shown by ●



KEY

- 0** 90°
- 1** 90°
- 2** 180°
- 3** 180°
- 4** 90°
- 5** 90°
- 6** 360°
- 7** 90°
- 8** 90°
- 9** Non-standard Movement - Refer to Sales.

Cabinet & Camlocks Cabinet Locks

Cupboard Lock - Cut



Asec 15 - 4 Lever Cupboard Lock

Finish : Brass
 Keys Supplied : 2
 Keyed Alike : In-house (50mm works)
 Master Keyed : Works
 Differs : 12
 Packed Quantity : Outer - 12 boxed
 Inner - 1 Visi

FEATURES

- Not reversible.
 Hand must be stated when ordering.

OPERATION

- Deadbolt is locked & unlocked by key.



AS6506

	50mm	64mm
Case Height	35	40
Case Width	29	36
Case Depth	9	11
Backset	14	16
Forend Length	50	64
Forend Width	15	15

PRODUCT CODES

AS6505 - 50mm SB KD LH Visi
 AS6507 - 50mm SB KD RH Visi
 AS6506 - 64mm SB KD LH Visi
 AS6508 - 64mm SB KD RH Visi

BLANKS

AS11000 - 10G Medium Pipe Cabinet



Asec 20 - 1 Lever Cut Cupboard Lock

Finish : Brass
 Keys supplied : 1
 Packed Quantity : Outer - 12 boxed
 Inner - 1 Visi

FEATURES

- Not reversible.
 Hand must be stated when ordering.

OPERATION

- Deadbolt is locked & unlocked by key.



AS6510

	64mm
Case Height	64
Case Width	35
Case Depth	8
Backset	16

PRODUCT CODES

AS6509 - 64mm SB KA LH Visi
 AS6510 - 64mm SB KA RH Visi

BLANKS

AS11004 - 11G Medium Pipe Cabinet




Asec 48 - 4 Lever Boxlock

Finish : Brass
 Keys Supplied : 2
 Keyed Alike : In-house (50mm works)
 Master Keyed : Works
 Differs : 12
 Packed Quantity : Outer - 12 boxed
 Inner - 1 visi

OPERATION

- Locked & unlocked by key.



AS6502

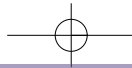
	50mm	64mm	75mm
Case Height	30	38	42
Case Width	50	64	75
Case Depth	9	10	10
Backset	19	22	26

PRODUCT CODES

AS6502 - 50mm SB KD Visi
 AS6503 - 64mm SB KD Visi
 AS6504 - 75mm SB KD Visi

BLANKS

AS11000 - 10G Pipe Medium Cupboard
 AS11004 - 11G Pipe Medium Cupboard



Cabinet & Camlocks Cabinet Locks



Asec 61 - 4 Lever Cut Cupboard Lock

Finish : Brass
 Keys Supplied : 2
 Keyed Alike : In-house (50mm works)
 Master Keyed : Works
 Differs : 12
 Packed Quantity : Outer - 12 boxed
 Inner - 1 visi

FEATURES

- Not reversible.
 Hand must be stated when ordering.

OPERATION

- Deadbolt is locked & unlocked by key.



AS6514

	50mm	64mm	75mm
Case Height	50	64	75
Case Width	30	38	44
Case Depth	10	11	11
Backset	13	16	19

PRODUCT CODES

AS6511 - 50mm SB KD LH Visi
 AS6514 - 50mm SB KD RH Visi
 AS6512 - 64mm SB KD LH Visi
 AS6515 - 64mm SB KD RH Visi
 AS6513 - 75mm SB KD LH Visi
 AS6516 - 75mm SB KD RH Visi

BLANKS

AS11082 - 10G Long Pipe Cabinet



Asec 80 - 4 Lever Cut Sliding Cupboard Lock

Finish : Brass
 Keys Supplied : 2
 Keyed Alike : In-house
 Master Keyed : Works
 Differs : 12
 Packed Quantity : Outer - 12 boxed
 Inner - 1 visi

FEATURES

- Supplied c/w strike.
 Not reversible. Hand must be stated when ordering.

OPERATION

- Hookbolt is locked & unlocked by key.



AS6517

Case Height	64
Case Width	41
Case Depth	10
Backset	21

PRODUCT CODES

AS6517 - 64mm SB KD LH Visi
 AS6518 - 64mm SB KD RH Visi

BLANKS

AS11082 - 10G Long Pipe Cabinet



Union 4137 Cylinder Cupboard / Drawer Lock


Mechanism : 4 Pin
 Cylinder Finish : Brass
 Keys Supplied : 2
 Keyed Alike : In-house
 Differs : 500+
 Packed Quantity : 10

FEATURES

- Cylinder rotates to produce either a drawer lock, or a right or left hand cupboard lock.
- Supplied c/w cylinder rose and fixing screws.
- To suit 23mm maximum material thickness.

OPERATION

- Deadbolt is locked or unlocked by key.



3549

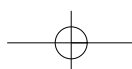
	50mm	64mm
Case Height	35	38
Case Width	50	64
Case Depth	10	10
Backset	18	18
Cylinder Diameter	22	22
Cylinder Projection	16	16

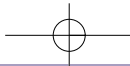
PRODUCT CODES

3549 - 50mm PL KD Bagged
 3552 - 64mm PL KD Bagged

BLANKS

6087 - UNI27 Copy





Cabinet & Camlocks Cabinet Locks



Union 4138 - Cylinder Springbolt Cupboard / Till Lock

Mechanism : 4 pin
 Cylinder Finish : Brass
 Keys Supplied : 2
 Keyed Alike : In-house
 Differs : 500+
 Packed Quantity : 10

FEATURES

- Cylinder rotates to produce either a till lock, or a right or left hand cupboard lock.
- Supplied c/w cylinder rose, strike and fixing screws.
- To suit 23mm maximum material thickness.

OPERATION

- Springbolt is withdrawn by key.
- Slamlocks automatically.



3613

	50mm	64mm
Case Height	35	38
Case Width	50	64
Case Depth	10	10
Backset	18	18
Cylinder Diameter	22	22
Cylinder Projection	16	16

PRODUCT CODES

3613 - 50mm PL KD Bagged
 3614 - 64mm PL KD Bagged

BLANKS

6087 - UNI27 Copy

Cupboard Lock - Mortice



Asec 85 - 4 Lever Mortice Cupboard Hooklock

Finish : Brass
 Keys Supplied : 2
 Keyed Alike : In-house
 Master Keyed : Works
 Differs : 12
 Packed Quantity : Outer - 12 boxed
 Inner - 1 visi

FEATURES

- Supplied c/w strike plate.
- Not reversible. Hand must be stated when ordering.

OPERATION

- Hookbolt is locked & unlocked by key.



AS6520

Case Height	40
Case Width	36
Case Depth	11
Backset	17
Forend	64x15

PRODUCT CODES

AS6520 - 64mm SB KD LH Visi
 AS6521 - 64mm SB KD RH Visi

BLANKS

AS11082 - 10G Long Pipe Cabinet

Cupboard Lock - Straight



Asec 100 1 Lever Straight Cupboard Lock

Finish : Brass
 Keys Supplied : 1
 Packed Quantity : Outer - 12 boxed
 Inner - 1 visi

OPERATION

- Deadbolt is locked & unlocked by key.



AS6523

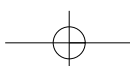
	38mm	50mm	64mm	75mm
Case Height	38	50	64	75
Case Width	20	26	32	37
Case Depth	8	8	10	10
Backset	11	13	16	19

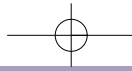
PRODUCT CODES

AS6522 - 38mm SB KA Visi
 AS6523 - 50mm SB KA Visi
 AS6524 - 64mm SB KA Visi
 AS6525 - 75mm SB KA Visi

BLANKS

AS11004 - 11G Pipe Medium Cabinet (38mm & 50mm)
 AS11082 - 10G Long Pipe Cabinet (64mm & 75mm)





Cabinet & Camlocks Cabinet Locks



Asec 150 - 1 Lever Straight Cupboard Lock

Finish : Black
 Keys Supplied : 2
 Keyed Alike : Yes
 Packed Quantity : Outer - 12 boxed
 Inner - 1 visi

OPERATION

■ Deadbolt is locked & unlocked by key.



AS6551

	57mm	67mm
Case Height	57	67
Case Width	33	40
Case Depth	10	11
Backset	17	20

PRODUCT CODES

AS6551 - 57mm BLK KA Visi
 AS6552 - 67mm BLK KA Visi



Asec 155 - 1 Lever Straight Cupboard Lock

Finish : Black
 Keys Supplied : 2
 Keyed Alike : Yes
 Packed Quantity : Outer - 12 boxed
 Inner - 1 visi

OPERATION

■ Deadbolt is locked & unlocked by key.



AS6553

	75mm	89mm	102mm
Case Height	75	89	102
Case Width	55	55	55
Case Depth	12	12	12
Backset	27	27	27

PRODUCT CODES

AS6553 - 75mm BLK KA Visi
 AS6554 - 89mm BLK KA Visi
 AS6555 - 102mm BLK KA Visi



Asec 36 - 2 Lever Straight Cupboard Lock

Finish : Brass
 Keys Supplied : 2
 Keyed Alike : Ex-stock
 Differs : 6
 Packed Quantity : 12

OPERATION

■ Deadbolt is locked or unlocked by key.



AS6531

	50mm	64mm	75mm
Case Height	50	64	75
Case Width	29	37	37
Case Depth	9	10	10
Backset	15	18	18

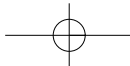
PRODUCT CODES

AS6526 - 50mm SB KA Visi
 AS6529 - 50mm SB KD Visi
 AS6527 - 64mm SB KA Visi
 AS6530 - 64mm SB KD Visi
 AS6528 - 75mm SB KA Visi
 AS6531 - 75mm SB KD Visi

BLANKS

AS11082 - 10G Long Pipe Cabinet





Cabinet & Camlocks Cabinet Locks



Asec 51 - 2 & 4 Lever Straight Cupboard Lock

Finish : Brass
 Keys Supplied : 2
 Keyed Alike : Ex-stock (4 lever only)
 Master Keyed : Works
 Differs : 12
 Packed Quantity : 12
 Handing : Reversible

OPERATION

- Deadbolt is locked & unlocked by key.



AS6535

	50mm	64mm	75mm
Case Height	50	64	75
Case Width	25	30	35
Case Depth	10	11	11
Backset	13	18	18

PRODUCT CODES

AS6532 - 50mm SB KA 4 Lever Visi
 AS6535 - 50mm SB KD 2 Lever Visi
 AS6536 - 50mm SB KD 4 Lever Visi
 AS6533 - 64mm SB KA 4 Lever Visi
 AS6537 - 64mm SB KD 2 Lever Visi
 AS6538 - 64mm SB KD 4 Lever Visi
 AS6534 - 75mm SB KA 4 Lever Visi
 AS6539 - 75mm SB KD 2 Lever Visi
 AS6540 - 75mm SB KD 4 Lever Visi

BLANKS

AS11082 - 10G Long Pipe Cabinet



Union 4106 - Cylinder Straight Cupboard Lock

Mechanism : 4 Pin
 Cylinder Finish : Brass
 Keys Supplied : 2
 Keyed Alike : In-house
 Master Keyed : Works
 Differs : 500+
 Packed Quantity : 10
 Handing : Reversible

FEATURES

- Supplied c/w cylinder rose and fixing screws.
- To suit 12.5mm maximum material thickness.

OPERATION

- Deadbolt is locked & unlocked by key.



3621

Case Height	50
Case Width	45
Case Depth	9
Backset	28
Cylinder Diameter	22
Cylinder Projection	16

PRODUCT CODES

3621 - 50mm PL KD Bagged

BLANKS

6087 - UNI27 Copy



Union 4110 - Cylinder Straight Cupboard Lock


Mechanism : 5 Pin
 Cylinder Finish : Brass
 Keys Supplied : 2
 Keyed Alike : In-house
 Master Keyed : Works
 Differs : 4500
 Packed Quantity : 10
 Handing : Reversible

FEATURES

- Supplied c/w cylinder rose and fixing screws.
- To suit 23mm maximum material thickness.

OPERATION

- Deadbolt is locked or unlocked by key.



9096

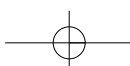
Case Height	50
Case Width	45
Case Depth	9
Backset	23
Cylinder Diameter	28
Cylinder Projection	27

PRODUCT CODES

9096 - 50mm PL KD Bagged

BLANKS

L1408 - KB502 Genuine
 6228 - UNI3 Copy



Cabinet & Camlocks Cabinet Locks



Union 4143 - Cylinder Straight Cupboard Lock

Mechanism : 4 Pin
 Cylinder Finish : Brass
 Keys Supplied : 2
 Keyed Alike : In-house
 Differs : 500+
 Packed Quantity : 10
 Handing : Reversible

FEATURES

- Supplied c/w cylinder rose and fixing screws.
- To suit 12.5mm maximum material thickness.

OPERATION

- Deadbolt is locked or unlocked by key.



3625

Case Height	76
Case Width	38
Case Depth	10
Backset	19
Cylinder Diameter	22
Cylinder Projection	16

PRODUCT CODES

3625 - 75mm PL KD Bagged

BLANKS

6087 - UNI27 Copy



Union 4146 - Straight Cupboard Lock

Finish : Brass
 Keys Supplied : 2
 Keyed Alike : In-house
 Differs : 20
 Packed Quantity : 10
 Handing : Reversible

OPERATION

- Deadbolt is locked & unlocked by key.



3633

	64mm	76mm
Case Height	64	76
Case Width	32	44
Case Depth	10	10
Backset	16	22

PRODUCT CODES

3633 - 64mm PL KD Bagged
 3635 - 75mm PL KD Bagged

BLANKS

AS11082 - 10G Long Pipe Cabinet



Union - 4147 Cylinder Cupboard / Drawer Lock

Mechanism : 4 Pin
 Cylinder Finish : Brass
 Keys Supplied : 2
 Keyed Alike : Ex-stock
 Differs : 500+
 Packed Quantity : 10

FEATURES

- Cylinder rotates to produce either a drawer lock, or a right or left hand cupboard lock.
- Supplied c/w cylinder rose and fixing screws.
- To suit 12.5mm maximum material thickness.

OPERATION

- Deadbolt is locked or unlocked by key.



1349

Case Height	34
Case Width	44
Case Depth	10
Backset	18
Cylinder Diameter	22
Cylinder Projection	16

PRODUCT CODES

1349 - 44mm PL KA Bagged
 3545 - 44mm PL KD Bagged

BLANKS

6087 - UNI27 Copy

Cabinet & Camlocks Cabinet Locks



Union 4148 - Cylinder Springbolt Cupboard / Till Lock

Mechanism : 4 Pin
 Cylinder Finish : Brass
 Keys Supplied : 2
 Keyed Alike : Ex-stock
 Differs : 500+
 Packed Quantity : 10

FEATURES

- Cylinder rotates to produce either a till lock, or a right or left hand cupboard lock.
- Supplied c/w cylinder rose, strike and fixing screws.
- To suit 12.5mm maximum material thickness.

OPERATION

- Springbolt is withdrawn by key.
- Slamlocks automatically



3547

Case Height	34
Case Width	44
Case Depth	10
Backset	18
Cylinder Diameter	22
Cylinder Projection	16

PRODUCT CODES

9989 - 44mm PL KA Bagged
 3547 - 44mm PL KD Bagged

BLANKS

6087 - UNI27 Copy



Yale - 076S Cylinder Straight Cupboard Springlock

Mechanism : 4 Pin
 Cylinder Finish : Brass
 Keys Supplied : 2
 Keyed Alike : In-house
 Master Keyed : Works
 Differs : 1000
 Packed Quantity : 25
 Handing : Right hand illustrated

FEATURES

- Not reversible. Hand must be stated when ordering.
- Supplied c/w cylinder rose, strike and fixing screws.
- To suit 19mm maximum material thickness.

OPERATION

- Springbolt is withdrawn by key.
- Slamlocks automatically.



L903

Case Height	51
Case Width	44
Case Depth	8
Backset	22
Cylinder Diameter	22
Cylinder Projection	22

PRODUCT CODES

L317 - 22mm PB KD LH Bagged
 L903 - 22mm PB KD RH Bagged

BLANKS

6424 - YA8E Copy



Yale - 76 Cylinder Straight Cupboard Lock

Mechanism : 4 Pin
 Cylinder Finish : Brass
 Keys Supplied : 2
 Keyed Alike : In-house
 Master Keyed : Works
 Differs : 1000
 Packed Quantity : 25
 Handing : Reversible

FEATURES

- Supplied c/w cylinder rose and fixing screws.
- Maximum material thickness. 12.5mm (16mm cyl projection)
 19.0mm (22mm cyl projection)

OPERATION

- Deadbolt is locked or unlocked by key.



3044

	16mm 22mm	
Case Height	51	51
Case Width	44	44
Case Depth	8	8
Backset	22	22
Cylinder Diameter	22	22
Cylinder Projection	16	22

PRODUCT CODES

3044 - 16mm PB KD Bagged
 3045 - 22mm PB KD Bagged
 LI1536 - 22mm SC KD Bagged

BLANKS

6447 - YA15 Copy
 6424 - YA8E Copy

Cabinet & Camlocks Cabinet Locks

Locker Lock



L&F - 7 Lever Deadbolt Locker Lock

Finish : Bright zinc
 Keys Supplied : 2
 Keyed Alike : Ex-stock
 Master Keyed : Supplied as standard
 Differs : 1800
 Packed Quantity : 50 (2201) - 25 (all others)
 Handing : Reversible

FEATURES

- Suitable for steel locker and cupboard doors.

OPERATION

- Deadbolt is locked or unlocked by key.



1183

	6mm	16mm	22mm	28mm
Case Height	67	67	67	67
Case Width	43	43	43	43
Case Depth	14	14	14	14
Backset	22	22	22	22
Nozzle Projection	6	16	22	28

PRODUCT CODES

- 1213 - 6mm ZP KA
- 1183 - 6mm ZP KD
- 1229 - 16mm ZP KA
- 1187 - 16mm ZP KD
- 1231 - 22mm ZP KA
- 1191 - 22mm ZP KD
- 1237 - 28mm ZP KA
- 1196 - 28mm ZP KD

ASSOCIATED PRODUCTS

- 2865 - ZA Series Masterkey
- 10440 - ZG Series Masterkey
- 2870 - ZL Series Masterkey

BLANKS

- AS11261 - 25mm Flat
- AS11006 - 38mm Flat
- AS11012 - 50mm Flat



L&F 2303 - 7 Lever Springbolt Locker Lock

Finish : Bright zinc
 Keys Supplied : 2
 Keyed Alike : Works
 Master Keyed : Supplied as standard
 Differs : 1800
 Packed Quantity : 50
 Handing : Reversible

FEATURES

- Suitable for steel locker and cupboard doors.

OPERATION

- Springbolt is withdrawn by key.
- Slamlocks automatically.



2831

Case Height	67
Case Width	43
Case Depth	14
Backset	22
Nozzle Projection	6

PRODUCT CODES

- 2831 - 6mm ZP KD

ASSOCIATED PRODUCTS

- 2865 - ZA Series Masterkey

BLANKS

- AS11261 - 25mm Flat



Union 4348 7 - Lever Deadbolt Locker Lock

Finish : Bright zinc
 Nozzle Projection : 6mm
 Keys Supplied : 2
 Keyed Alike : Works
 Master Keyed : Works
 Differs : 1000
 Packed Quantity : 25

FEATURES

- Suitable for steel locker and cupboard doors.

OPERATION

- Deadbolt is locked or unlocked by key.



3629

Case Height	68
Case Width	45
Case Depth	14
Backset	22

PRODUCT CODES

- 3629 - 6mm ZP KD

BLANKS

- AS11261 - 25mm Flat

Cabinet & Camlocks Cabinet Locks

Till / Drawer Lock



Asec - 1 Lever Till Lock

Finish : Brass
 Keys Supplied : 1
 Packed Quantity : Outer - 12 boxed
 Inner - 1 visi

OPERATION

- Deadlock is locked & unlocked by key.



AS6541

	50mm	64mm
Case Height	38	48
Case Width	50	64
Case Depth	8	9
Backset	16	19

PRODUCT CODES

AS6541 - 50mm SB KD Visi
 AS6542 - 64mm SB KD Visi

BLANKS

AS11004 - 11G Medium Pipe Cabinet (50mm)
 AS11000 - 10G Medium Pipe Cabinet (64mm)



Asec 185 - 4 Lever Rolltop Desklock

Finish : Brass
 Forend : 82mm x 15mm
 Keys Supplied : 2
 Keyed Alike : Works
 Differs : 6
 Packed Quantity : Outer - 12 boxed
 Inner - 1 visi

FEATURES

- Supplied c/w strike plate and decorative escutcheon.

OPERATION

- Slamlocks automatically. Released by use of key.



AS6519

Case Height	40
Case Width	43
Case Depth	8
Backset	27

PRODUCT CODES

AS6519 - 82mm SB KD Visi



Asec - 2 Lever Till Lock

Finish : Brass
 Keys Supplied : 2
 Keyed Alike : Ex-stock (4 lever only)
 51mm & 64mm
 Master Keyed : Works
 Differs : 12
 Packed Quantity : Outer - 12 boxed
 Inner - 1 visi
 Note : Formerly B6262

OPERATION

- Deadbolt is locked or unlocked by key.



AS6543

	50mm	64mm
Case Height	38	44
Case Width	50	64
Case Depth	9	10
Backset	16	21

PRODUCT CODES

AS6543 - 50mm SB KD Visi
 AS6545 - 64mm SB KD Visi

BLANKS

AS11000 - 10G Medium Pipe Cabinet

Cabinet & Camlocks Cabinet Locks



Asec 20 - Boxlock

Finish : Brass
 Key Supplied : 1
 Keyed Alike : Inhouse (50mm works)
 Packed Quantity : Outer - 12 boxed
 Inner - 1 visi

OPERATION

- Deadbolt is locked or unlocked by key.



AS6500

	50mm	64mm
Case Height	30	35
Case Width	50	64
Case Depth	9	9
Backset	19	21

PRODUCT CODES

AS6500 - 50mm SB KD Visi
 AS6501 - 64mm SB KD Visi

BLANKS

AS11082 - 10G Long Pipe Cabinet



Asec 41 - 2 & 4 Lever Till Lock

Finish : Brass
 Keys Supplied : 2
 Keyed Alike : Ex-stock (4 lever only)
 51mm & 64mm
 Master Keyed : Works
 Differs : 12
 Packed Quantity : Outer - 12 boxed
 Inner - 1 visi
 Note : Formerly B6262

OPERATION

- Deadbolt is locked or unlocked by key.



AS6544

	50mm	64mm	75mm
Case Height	38	44	46
Case Width	50	64	75
Case Depth	9	10	10
Backset	16	21	21

PRODUCT CODES

AS6548 - 50mm SB KA Visi
 AS6544 - 50mm SB KD Visi
 AS6549 - 64mm SB KA Visi
 AS6546 - 64mm SB KD Visi
 AS6547 - 75mm SB KD Visi

BLANKS

AS11000 - 10G Medium Pipe Cabinet



Asec 41S - 4 Lever Springbolt Till Lock

Finish : Brass
 Keys Supplied : 2
 Keyed Alike : In-house
 Master Keyed : Works
 Differs : 12
 Packed Quantity : Outer - 12 boxed
 Inner - 1 visi

FEATURES

- Supplied c/w strike plate.

OPERATION

- Springbolt is withdrawn by key. Slamlocks automatically.



AS6550

Case Height	48
Case Width	64
Case Depth	13
Backset	19

PRODUCT CODES

AS6550 - 64mm SB KD Visi

BLANKS

AS11082 - 10G Pipe Long Cabinet

Cabinet & Camlocks Cabinet Locks

LOWE & FLETCHER

L&F 1306 - Multi Drawer Lock

Finish : Bright chrome
 Key Series : 92
 Keys Supplied : 2
 Keyed Alike : Works
 Master Keyed : Works
 Differs : 200
 Packed Quantity : Loose
 Fixing : Snap clip
 Movement : 03

FEATURES

- Suitable for wooden furniture.

OPERATION

- Locked or unlocked by key.



Head Diameter	24 sq.
Overall Length	33
Body Diameter	17

PRODUCT CODES

2882 - 33mm CP KD Bagged

BLANKS

5695 - LF4 Copy

LOWE & FLETCHER

L&F 1346 - Rollerarm Multi Drawer Lock


Finish : Nickel
 Key Series : 92
 Keys Supplied : 2
 Keyed Alike : Works
 Master Keyed : Works
 Differs : 200
 Packed Quantity : Loose
 Fixing : Snap clip
 Movement : 03

FEATURES

- Suitable for metal filing cabinets.

OPERATION

- Locked or unlocked by key.
 A Turn of the key rotates the roller cam on the back of the lock which moves the locking bar (not supplied) downwards. Pegs on the bar engage into catch plates on the side of the drawers, thus preventing them from being opened.



Head Diameter	24 sq.
Overall Length	40
Body Diameter	17

PRODUCT CODES

2907 - 40mm NP KD Bagged

BLANKS

5695 - LF4 Copy

LOWE & FLETCHER

L&F 5883 - Cylinder Drawer Lock


Finish : Black
 Backplate : 138 x 38mm
 Key Series : 18
 Keys Supplied : 2
 Keyed Alike : Works
 Master Keyed : Works
 Differs : 200
 Packed Quantity : Loose
 Fixing : Screw

FEATURES

- Suitable for wooden furniture.

OPERATION

- Springbolt is withdrawn by key.
- Slamlocks automatically.



PRODUCT CODES

L9507 - 20mm BLK KD Bagged

BLANKS

L5723 - LF45R Copy

Cabinet & Camlocks Cabinet Locks



Union 4003 - Cylinder Till Lock

Mechanism : 4 pin
 Cylinder Finish : Brass
 Keys Supplied : 2
 Keyed Alike : In-house
 Master Keyed : Works
 Differs : 500+
 Packed Quantity : 10

FEATURES

- Supplied c/w cylinder rose and fixing screws.
- To suit 23mm maximum material thickness.

OPERATION

- Deadbolt is locked or unlocked by key.



3616

Case Height	44
Case Width	64
Case Depth	10
Backset	21
Cylinder Diameter	22
Cylinder Projection	16

PRODUCT CODES

3616 - 64mm PL KD Bagged

BLANKS

6087 - UNI27 Copy



Union 4004 - Cylinder Till Lock

Mechanism : 4 pin
 Cylinder Finish : Brass
 Keys Supplied : 2
 Keyed Alike : In-house
 Master Keyed : Works
 Differs : 500+
 Packed Quantity : 10

FEATURES

- Supplied c/w cylinder rose, strike and fixing screws.
- To suit 23mm maximum material thickness

OPERATION

- Springbolt is withdrawn by key.
- Slamlocks automatically.



3618

Case Height	44
Case Width	64
Case Depth	10
Backset	21
Cylinder Diameter	22
Cylinder Projection	16

PRODUCT CODES

3618 - 64mm PL KD Bagged

BLANKS

6087 - UNI27 Copy



Union 4006 - Cylinder Till Lock

Finish : Brass
 Keys Supplied : 2
 Keyed Alike : In-house
 Master Keyed : Works
 Differs : 500+
 Packed Quantity : 10

FEATURES

- Supplied c/w cylinder rose and fixing screws.
 To suit 12.5mm maximum material thickness.

OPERATION

- Deadbolt is locked or unlocked by key.



3619

Case Height	44
Case Width	50
Case Depth	9
Backset	24
Cylinder Diameter	22
Cylinder Projection	16

PRODUCT CODES

3619 - 50mm PL KD Bagged

BLANKS

6087 - UNI27 Copy

Cabinet & Camlocks Cabinet Locks



Union 4046 - Till Lock

Finish : Brass
 Keys Supplied : 2
 Keyed Alike : In-house
 Differs : 20
 Packed Quantity : 10

OPERATION

- Deadbolt is locked or unlocked by key.



3630

	64mm	70mm
Case Height	48	50
Case Width	64	70
Case Depth	11	11
Backset	24	24

PRODUCT CODES

3630 - 64mm PL KD Bagged
 3632 - 70mm PL KD Bagged

BLANKS

AS11082 - 10G Pipe Long Cabinet



Willenhall - CT5/X35 Push Button Till Lock

Finish : Brass
 Keys Supplied : 2
 Keyed Alike : Works
 Master Keyed : Works
 Differs : 2000 maximum
 Packed Quantity : 5

FEATURES

- Supplied c/w thread escutcheon & strike plate.

OPERATION

- Deadbolt is locked by push button and unlocked by key.



10207

Case Height	57
Case Width	70
Case Depth	15
Backset	24

PRODUCT CODES

10207 - 70mm SB N/A Boxed

BLANKS

AS11065 - 6G Medium Pin Cabinet
 AS11000 - 10G Medium Pipe Cabinet



Yale 066 - Cylinder Till Lock


Mechanism : 4 pin
 Cylinder Finish : Brass
 Keys Supplied : 2
 Keyed Alike : In-house
 Master Keyed : Works
 Differs : 1000
 Packed Quantity : 25
 Note : Formerly Century 104

FEATURES

- Supplied c/w cylinder rose and fixing screws.
 To suit 19mm maximum material thickness.

OPERATION

- Deadbolt is locked or unlocked by key.



102

Case Height	44
Case Width	51
Case Depth	8
Backset	25
Cylinder Diameter	22
Cylinder Projection	22

PRODUCT CODES

102 - 22mm PB KD Bagged

BLANKS

6447 - YA15 Copy

Cabinet & Camlocks Cabinet Locks



Yale 066S - Cylinder Till Lock

Mechanism : 4 pin
 Cylinder Finish : Brass
 Keys Supplied : 2
 Keyed Alike : In-house
 Master Keyed : Works
 Differs : 1000
 Packed Quantity : 25
 Note : Formerly Century I04/ST

FEATURES

- Supplied c/w cylinder rose and fixing screws.
- To suit 19mm maximum material thickness.

OPERATION

- Springbolt is withdrawn by key.
- Slamlocks automatically.



105

Case Height	44
Case Width	51
Case Depth	8
Backset	19
Cylinder Diameter	22
Cylinder Projection	22

PRODUCT CODES

105 - 22mm PB KD Bagged

BLANKS

6447 - YA15 Copy

Cabinet & Camlocks Camlocks

Nut Fix



Asec - Post Box Camlock

Finish : PC
 Head Shape : D Shape
 Movement : 180°
 Keyed Alike : Works
 Packed Quantity : Visi - 1
 Fixing : Horseshoe Clip

OPERATION

- Locked and unlocked by key.



AS6619

Head Diameter	25x24
Body Length	14
Body Height	12
Body Width	12
Cam Length	30

PRODUCT CODES
 AS6619 - KD Visi



Asec - KA Nut Fix Camlock

Finish : PC
 Head Shape : Conical
 Movement : 180°
 Keys Supplied : 2
 Keyed Alike : Ex-stock
 Packed Quantity : Visi - 1
 Fixing : Nut

OPERATION

- Locked and unlocked by key.



AS6616

	AS6601	AS6603	AS6616	AS6607	AS6609	AS6611
Head Diameter	22	22	22	22	22	22
Body Length	16	20	20	22	27	32
Body Height	19	19	19	19	19	19
Body Width	16	16	16	16	16	16
Cam Length	42	42	42	42	42	42

PRODUCT CODES
 AS6601 - 16mm KA "92003" Visi
 AS6603 - 20mm KA "92236" Visi
 AS6616 - 20mm KA "95010" Visi
 AS6607 - 22mm KA "92204" Visi
 AS6609 - 27mm KA "92205" Visi
 AS6611 - 32mm KA "92202" Visi

ASSOCIATED PRODUCTS
 5695 - LF4 Copy




Asec - KD Nut Fix Camlock

Finish : PC
 Head Shape : Conical
 Movement : 180°
 Keys Supplied : 2
 Packed Quantity : Visi - 1
 Fixing : Nut

OPERATION

- Locked or unlocked by key.



AS6614

	AS6600	AS6614	AS6602	AS6606	AS6608	AS6610
Head Diameter	22	22	22	22	22	22
Body Length	16	20	20	22	27	32
Body Height	19	19	19	19	19	19
Body Width	16	16	16	16	16	16
Cam Length	42	42	42	42	42	42

PRODUCT CODES
 AS6600 - 16mm KD Visi
 AS6614 - 20mm KD Visi
 AS6602 - 20mm KD Visi
 AS6606 - 22mm KD Visi
 AS6608 - 27mm KD Visi
 AS6610 - 32mm KD Visi

ASSOCIATED PRODUCTS
 5692 - LF2 Copy

Cabinet & Camlocks Camlocks



Asec - MK Nut Fix Camlock

Finish : PC
 Head Shape : Conical
 Movement : 180°
 Keys Supplied : 2
 Master Keyed : Ex-stock
 Packed Quantity : Visi - 1
 Fixing : Nut

OPERATION

- Locked or unlocked by key.



AS6613

Head Diameter	22
Body Length	20
Body Height	19
Body Width	16
Cam Length	42

PRODUCT CODES
 AS6613 - 20mm MK Visi

BLANK
 5695 - LF4 Copy

AUTOPTA™ Parking Post Camlock

Finish : Chrome plated
 Head Shape : Conical
 Movement : 90°
 Keys Supplied : 2
 Keyed Alike : Ex-stock
 Master Keyed : Works
 Packed Quantity : Loose
 Fixing : Horseshoe clip or nut

FEATURES

- Replacement camlocks for the 'Autopta' folding parking posts.

OPERATION

- Locked or unlocked by key.



2874

Head Diameter	25
Body Length	20
Body Height	18
Body Width	15
Cam Length	35

PRODUCT CODES
 L4437 - 20mm KA
 2874 - 20mm KD

BLANKS
 6021 - UNI4 Copy




L&F 0201 - Mini Nut Fix Camlock

Finish : Bright chrome
 Head Shape : Conical
 Movement : 03
 Key Series : 800
 Keys Supplied : 2
 Keyed Alike : Works
 Master Keyed : Works
 Differs : 100
 Packed Quantity : Loose
 Fixing : Nut

OPERATION

- Locked or unlocked by key.



L3405

Head Diameter	22
Body Length	8
Body Height	16
Body Width	13
Cam Length	30

PRODUCT CODES
 L3405 - 8mm KD

BLANKS
 7096 - LF30R Copy

Cabinet & Camlocks Camlocks

LOWE & FLETCHER

L&F 1332 - Nut Fix Camlock

Finish : Bright chrome
 Head Shape : Round
 Movement : 03
 Key Series : 92
 Keys Supplied : 2
 Keyed Alike : In-house
 Master Keyed : Works
 Differs : 200
 Packed Quantity : Loose
 Fixing : Nut

OPERATION

■ Locked or unlocked by key.



Head Diameter	22
Body Length	16
Body Height	19
Body Width	16
Cam Length	51

PRODUCT CODES

2891 - 16mm KD

ASSOCIATED PRODUCTS

See Camlock Accessories

BLANKS

5695 - LF4 Copy

LOWE & FLETCHER

L&F 1334 - Nut Fix Camlock

Finish : Bright chrome
 Head Shape : Square
 Movement : 03
 Key Series : 92
 Keys Supplied : 2
 Keyed Alike : In-house
 Master Keyed : Works
 Differs : 200
 Packed Quantity : Loose
 Fixing : Nut

OPERATION

■ Locked or unlocked by key.



Head Diameter	24
Body Length	16
Body Height	19
Body Width	16
Cam Length	51

PRODUCT CODES

10441 - 16mm KD

ASSOCIATED PRODUCTS

See Camlock Accessories

BLANKS

5695 - LF4 Copy

LOWE & FLETCHER

L&F 1336 - Nut Fix Camlock

Finish : Bright chrome
 Head Shape : Round
 Movement : 03
 Key Series : 92
 Keys Supplied : 2
 Keyed Alike : In-house
 Master Keyed : Works
 Differs : 200
 Packed Quantity : Loose
 Fixing : Nut

OPERATION

■ Locked or unlocked by key.



Head Diameter	22
Body Length	19
Body Height	19
Body Width	16
Cam Length	51

PRODUCT CODES

2892 - 20mm KD

ASSOCIATED PRODUCTS

See Camlock Accessories

BLANKS

5695 - LF4 Copy

Cabinet & Camlocks Camlocks

LOWE & FLETCHER L&F 1340, 1341 & 1342 - Nut Fix Camlock

Finish : Bright chrome
 Head Shape : Round
 Movement : 03
 Key Series : 92
 Keys Supplied : 2
 Keyed Alike : In-house
 Master Keyed : Works
 Differs : 200
 Packed Quantity : Loose
 Fixing : Nut



	2902	2905	L213
Head Diameter	22	22	22
Body Length	22	27	32
Body Height	19	19	19
Body Width	16	16	16
Cam Length	51	51	51

OPERATION
 ■ Locked or unlocked by key.

PRODUCT CODES

2902 - 1340 22mm KD
 2905 - 1341 27mm KD
 L213 - 1342 32mm KD

ASSOCIATED PRODUCTS

See Camlock Accessories

BLANKS

5695 - LF4 Copy

LOWE & FLETCHER L&F 1363 - Nut Fix Camlock

Finish : Bright chrome
 Head Shape : Square
 Movement : 03
 Key Series : 92
 Keys Supplied : 2
 Keyed Alike : In-house
 Master Keyed : Works
 Differs : 200
 Packed Quantity : Loose
 Fixing : Nut



Head Diameter	24
Body Length	11
Body Height	19
Body Width	16
Cam Length	51

OPERATION
 ■ Locked or unlocked by key.

PRODUCT CODES

1431 - 11mm KD

ASSOCIATED PRODUCTS

See Camlock Accessories

BLANKS

5695 - LF4 Copy

LOWE & FLETCHER L&F 1436 - Nut Fix Camlock

Finish : Bright chrome
 Head Shape : Round
 Movement : 03
 Key Series : 95-97
 Keys Supplied : 2
 Keyed Alike : Ex-stock
 Master Keyed : Ex-stock
 Differs : 2000
 Packed Quantity : Loose
 Fixing : Nut



Head Diameter	22
Body Length	19
Body Height	19
Body Width	16
Cam Length	51

FEATURES
 ■ Stocked keyed alike and masterkeyed

OPERATION
 ■ Locked or unlocked by key.

PRODUCT CODES

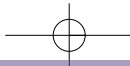
2921 - 20mm KA
 2913 - 20mm KD
 L7994 - 20mm MK

ASSOCIATED PRODUCTS

L1350 - 95-97 Series Masterkey

BLANKS

5695 - LF4 Copy



Cabinet & Camlocks Camlocks

LOWE & FLETCHER

L&F 2630 - Mini "T" Handle

- Finish : Bright chrome
- Head Shape : Round
- Movement : 03
- Key Series : 800
- Keys Supplied : 2
- Keyed Alike : Works
- Master Keyed : Works
- Differs : 100
- Packed Quantity : Loose
- Fixing : Nut



L9508

OPERATION

- Camlock operated by 'T' handle.
- Handle locked or unlocked by key.

Head Diameter	22
Body Length	19
Body Height	19
Body Width	16
Cam Length	51

PRODUCT CODES

L9508 - 20mm CP

ASSOCIATED PRODUCTS

See Camlock Accessories

BLANKS

7096 - LF30R Copy

LOWE & FLETCHER

L&F 4303 & 4314 - Radial Pin Nut Fix Camlock

- Finish : Bright chrome
- Head Shape : Square
- Movement : 03
- Key Series : 92
- Keys Supplied : 2
- Keyed Alike : Works
- Master Keyed : Works
- Differs : 10,000
- Packed Quantity : Loose
- Fixing : Nut



2886

FEATURES

- Supplied c/w 3mm thick cam bar.

OPERATION

- Locked or unlocked by key.
- Key not removeable in unlocked position.

	2886	L3339	L3338
Head Diameter	22	22	22
Body Length	18	22	30
Body Height	19	19	19
Body Width	16	16	16
Cam Length	51	51	51

PRODUCT CODES

2886 - 4303 18mm KD
L3339 - 4304 22mm KD
L3338 - 4314 30mm KD

ASSOCIATED PRODUCTS

See Camlock Accessories

BLANKS

5241 - CH9T Copy

LOWE & FLETCHER

L&F 4421- Latchlock

- Finish : Bright chrome
- Head Shape : Conical
- Movement : 03
- Handle : 43mm
- Packed Quantity : Loose
- Fixing : Nut



L3407

FEATURES

- Recommended shackle diameter 7mm maximum.

OPERATION

- Camlock is operated by pushing the handle in to engage with cam mechanism, then rotating through 180°.
- Handle can be locked off in both the open and closed positions by fitting an appropriate padlock through the hole.

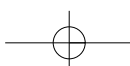
Head Diameter	22
Body Length	20
Body Height	19
Body Width	16
Cam Length	51

PRODUCT CODES

L3407 - 20mm CP

ASSOCIATED PRODUCTS

See Camlock Accessories



Cabinet & Camlocks Camlocks



Yale S236 - Nut Fix Camlock

Finish : Chrome plated
 Head Shape : Rectangular
 Movement : 03
 Keys Supplied : 2
 Keyed Alike : Ex-stock
 Master Keyed : Works
 Differs : 1000
 Packed Quantity : 50
 Fixing : Nut



8772

FEATURES

- Cams supplied separately.

OPERATION

- Locked or unlocked by key.

Head Diameter	24
Body Length	19
Body Height	19
Body Width	16
Cam Length	35

PRODUCT CODES

8772 - 19mm KA
 3056 - 19mm KD
 3062 - 43mm N/A Com Only

BLANKS


6464 - YA19 Copy

Snap Fix



Asec - Snap Fit Camlock

Finish : PC
 Head Shape : Square
 Movement : 180°
 Keys Supplied : 2
 Keyed Alike : Ex-stock
 Master Keyed : Ex-stock
 Packed Quantity : Visi-I
 Fixing : Snap



AS6615

OPERATION

- Locked or unlocked by key.

Head Diameter	25
Body Length	20
Body Height	17
Body Width	17
Cam Length	42

PRODUCT CODES

AS6605 - 20mm KA Visi
 AS6604 - 20mm KD Visi
 AS6615 - 20mm KD Visi
 AS6617 - 20mm MK Visi

BLANKS

5695 - LF4 Copy



L&F - 1339 Snap Fit Camlock

Finish : Bright chrome
 Head Shape : Square
 Movement : 03
 Key Series : 92
 Keys Supplied : 2
 Keyed Alike : In-house
 Master Keyed : Works
 Differs : 200
 Packed Quantity : Loose
 Fixing : Snap clip



2899

OPERATION

- Locked or unlocked by key.

Head Diameter	25
Body Length	20
Body Height	19
Body Width	16
Cam Length	51

PRODUCT CODES

2899 - 20mm KD

ASSOCIATED PRODUCTS

See Camlock Accessories

BLANKS

5695 - LF4 Copy

Cabinet & Camlocks Camlocks

LOWE & FLETCHER

L&F 1439 - Snap Fit Camlock

Finish : Bright chrome
 Head Shape : Square
 Movement : 03
 Key Series : 95-97
 Keys Supplied : 2
 Keyed Alike : Works
 Master Keyed : Ex-stock
 Differs : 2000
 Packed Quantity : Loose
 Fixing : Snap clip



FEATURES

- Stocked masterkeyed.

OPERATION

- Locked or unlocked by key.

Head Diameter	25
Body Length	20
Body Height	19
Body Width	16
Cam Length	51

PRODUCT CODES

2923 - 20mm KD
 L207 - 20mm MK

ASSOCIATED PRODUCTS

L1350 - 95-97 Series Masterkey

BLANKS

5692 - LF2 Copy

Accessories

LOWE & FLETCHER

L&F - Camlock Accessories



PRODUCT CODES

L208 - 22mm Cam Bar - Nut
 L212 - 30mm Cam Bar - Washer
 L210 - 33mm Cam Bar
 L211 - 50mm Cam Bar
 L209 - 54mm Cam Bar
 2983 - 70mm Cam Bar
 L204 - 70 Series Master Key
 L205 - 92 Series Master Key
 L1350 - 95-97 Series Master Key

Cabinet & Camlocks Camlocks

Furniture Lock



Asec Furniture Lock Camlock

Finish : Polished chrome
 Key Supplied : 2
 Movement : 180°
 Keyed Alike : Works
 Packed Quantity : 2 visi - 1

FEATURES

- Suitable for wooden furniture.
- 40mm actuator arm.

OPERATION

- Locked or unlocked by key.



AS6620

Cylinder Diameter	19x16
Backplate	29x16

PRODUCT CODES

AS6620 - PC KD Visi



Cisa 72010 - Filing Cabinet Lock

Finish : Nickel plate
 Keys Supplied : 2
 Keyed Alike : Works
 Packed Quantity : 6

OPERATION

- Sprung locking pin on top of cylinder is depressed by a turn of the key.



7590

Cylinder Height	22
Cylinder Width	15
Cylinder Length	44

PRODUCT CODES

7590 - 44mm NP KD Bagged

BLANKS

5266 - CS6 Copy



Hiatt 384B - Ratchet Showcase Lock


Finish : Chrome plated
 Keys Supplied : 2
 Keyed Alike : Ex-stock
 Packed Quantity : 1
 Max Glass Thickness : 7mm

FEATURES

- Completely removable to suit either hand.

OPERATION

- Ratchet arm is fitted to rear sliding door.
- Lock body slides along the arm to butt up tight against the edge of the front sliding door, thereby preventing the two doors passing each other.
- Released by use of the key.



6978

Body Diameter	33
Cylinder Diameter	22
Cylinder Projection	17
Ratchet Arm Length	115

PRODUCT CODES

6978 - 17mm CP KA Boxed

6977 - 17mm CP KD Boxed

BLANKS

5744 - MER5 Copy

Cabinet & Camlocks Camlocks

LOWE & FLETCHER

L&F 1605 - Locking Knob

- Finish : Satin chrome
- Key Series : 92
- Keys Supplied : 2
- Keyed Alike : Works
- Master Keyed : Works
- Differs : 200
- Packed Quantity : Loose
- Movement : 01
- Spindle : 8mm

OPERATION

- Knob is locked or unlocked by use of the key.



Body Diameter	42
Rose Diameter	57

PRODUCT CODES

2980 - CP KD

BLANKS

5695 - LF4 Copy

LOWE & FLETCHER

L&F 5804 - Furniture Lock


- Finish : Nickel
- Head Size : 23mm x 17mm (rect)
- Key Series : 18
- Keys Supplied : 2
- Keyed Alike : Works
- Master Keyed : Works
- Differs : 200
- Packed Quantity : Loose
- Fixing : Spring clip
- Movement : 03
- Note : Formerly 4103-0300

FEATURES

- Suitable for wooden furniture.

OPERATION

- Locked or unlocked by key.



Overall Length	51
Body Diameter	12

PRODUCT CODES

2937 - 51mm NP KD Bagged

BLANKS

L5723 - LF45R Copy


LOWE & FLETCHER

L&F 5836 - Slamlock

- Finish : Bright chrome
- Head Shape : Conical
- Key Series : 18
- Keys Supplied : 2
- Keyed Alike : Works
- Master Keyed : Works
- Differs : 200
- Packed Quantity : Loose
- Fixing : Nut

OPERATION

- Slamlocks automatically.
- Unlocked by key.



Head Diameter	22
Body Length	19
Body Height	16
Body Width	14

PRODUCT CODES

L9509 - SE KD Bagged

BLANKS


L5723 - LF45R Copy

Cabinet & Camlocks Camlocks

LOWE & FLETCHER

L&F 584I - Furniture Lock

- Finish : Nickel
- Key Series : 18
- Keys Supplied : 2
- Keyed Alike : Works
- Master Keyed : Works
- Differs : 200
- Packed Quantity : Loose
- Fixing : Screw
- Movement : 03
- Note : Formerly 4141-0300



L3335

FEATURES

- Suitable for wooden furniture.
- Vertical fix backplate version available to order.

OPERATION

- Locked or unlocked by key.

Cylinder Diameter	19x16
Backplate Horizontal Fix	42x16

PRODUCT CODES

L3335 - 19mm NP KD Bagged

BLANKS

L5723 - LF45R Copy

LOWE & FLETCHER

L&F 586I - Sliding Door Lock

- Finish : Bright chrome
- Projection : 26mm to 37mm open
- Nozzle Diameter : 22
- Back Plate : 51x24mm
- Key Series : 18
- Keys Supplied : 2
- Keyed Alike : Works
- Master Keyed : Works
- Differs : 200
- Packed Quantity : Loose
- Fixing : Screw
- Note : Formerly 4161-0500



2954

FEATURES

- Suitable for wooden sliding doors.

OPERATION

- Easy push to lock action.
- Released by use of the key.

Nozzle Diameter	22
Backplate	51x24

PRODUCT CODES

2954 - 26mm CP KD Bagged


BLANKS

L5723 - LF45R Copy

LOWE & FLETCHER

L&F 5862 - Sliding Door Lock

- Finish : Nickel
- Projection : 24mm to 39mm open
- Nozzel Diameter : 19mm
- Back Plate : 50x19mm
- Key Series : 18
- Keys Supplied : 2
- Keyed Alike : Ex-stock
- Master Keyed : Works
- Differs : 200
- Packed Quantity : Loose
- Fixing : Screw
- Note : Formerly 4162-0100



L8964

FEATURES

- Suitable for wooden sliding doors.

OPERATION

- Easy push to lock action.
- Released by use of the key.

Nozzle Diameter	19
Backplate	50x19

PRODUCT CODES

L8964 - 24mm NP KA Bagged
2222 - 24mm NP KD Bagged

BLANKS

L5723 - LF45R Copy

Cabinet & Camlocks Camlocks

LOWE & FLETCHER

L&F 5872 - Furniture Lock


Finish : Nickel
 Key Series : 18
 Keys Supplied : 2
 Keyed Alike : Works
 Master Keyed : Works
 Differs : 200
 Packed Quantity : Loose
 Fixing : Screw
 Movement : 03
 Note : Formerly 4172-0300

FEATURES

- Suitable for wooden furniture.

OPERATION

- Locked or unlocked by key.



L3336

Cylinder Diameter	19x 16
Body Diameter	38

PRODUCT CODES

L3336 - 19mm NP KD Bagged

BLANKS

L5723 - LF45R Copy

LOWE & FLETCHER

L&F 5880 - Furniture Lock

Finish : Black
 Key Series : 18
 Keys Supplied : 2
 Keyed Alike : Ex-stock
 Master Keyed : Works
 Differs : 200
 Packed Quantity : Loose
 Fixing : Screw
 Movement : 03
 Note : Formerly 4180-0300

FEATURES

- Suitable for wooden furniture.

OPERATION

- Locked or unlocked by key.



L9433

Cylinder Diameter	22x 22
Body Diameter	48x 33
Backset	15

PRODUCT CODES

L9433 - 22mm BLK KA Bagged

L9434 - 22mm BLK KD Bagged

BLANKS

L5723 - LF45R Copy



Yale 230 - Push Pin Sliding Door Lock

Finish : Chrome plated
 Projection : 27mm to 37mm open
 Keys Supplied : 2
 Keyed Alike : Ex-stock
 Differs : 600+
 Packed Quantity : 1
 Fixing : Screw

FEATURES

- Suitable for wooden sliding doors.

OPERATION

- Easy push to lock action.
- Released by use of the key.



114

Nozzle Diameter	19
Backplate	55x 19

PRODUCT CODES

114 - 27mm CP KA Boxed

112 - 27mm CP KD Boxed

BLANKS

5230 - CEN3



LOWE & FLETCHER and EURO-LOCKS

LOCKING SYSTEMS FOR INDUSTRY

Designed to complement our traditional locking products, this diverse range of combination locks eliminates the need for keys and vastly reduces associated costs. With many different designs and features these adaptable locks are supplied with a wide choice of cams to suit almost every application.



3749

Heavy duty digital combination lock with a solid zinc alloy housing, stainless steel buttons and multiple fixing points, highly flexible keyless device which comes as standard with 4 digit user code, 8 digit master and submaster codes and a battery failure override. It can be fully programmed to operate in single-user or multi-user mode and can be set to automatically unlock after a chosen period of time.

3751

Standalone battery operated lock allows the user immediate and simple keypad access, personal entry code whilst a preset master code ensures that supervisor access is always available. The product can be programmed for dedicated single-user or multi-user "open access" mode. Suitable for a wide range of applications including wet areas due to its IP54 certification.



3752

High quality electronic lock with modern keypad design. Compatible with slam-bolt or dead-bolt locking. Stand alone battery operated devices and come as standard with 4 digit user code, 6 digit master code and a mechanical key override. They can be fully programmed to operate in single-user or multi-user mode and can be integrated with other compatible i-button systems.

3753

Flexibility combined with a sleek and attractive design, compatible with a range of front modules (RFID, Swipe Card) and combines them with a choice of slam lock or dead bolt rear modules. Can be integrated with existing RFID or swipe card technology allows retrofit to existing Wet area IP65 approval allows for outdoor applications.



3770

Standard slam lock module that can be integrated into any existing access control system which provides a 12V feed signal. System control is simplified via the closed loop feedback circuit indicating the status of the lock.



A152

Strong zinc alloy construction. Automatic code scrambling on entry to protect the user code from being viewed by a third party. Allows the end user to set and change their own 4 digit entry code and has a simple master key override which also allows a manager to discover the code in use. Available in left and right hand versions, in silver or black and is suitable for 0.5 to 22mm panel widths.

A142 Black / A199 Silver

Intuitive mechanical combination lock with industry standard panel piercing allowing retrofit to existing installations. Allows the end user to set and change their own 4 digit entry code and has a simple master key override. Unique switch on the rear of the lock allows it to be set for left or right hand operation, reducing stock and cost. For panel widths of up to 12mm.



A205



Compact 4 digit combination lock, designed for use on metal and wooden enclosures. This mechanical lock has a key override and the ability for the end user to set and change their own code. It is supplied with a choice of cams. For panel widths up to 12mm. Body size 56.6mm diameter.

A151

Features: Compact 3 digit mechanical combination lock with simple code change and code finding functions. It has industry standard panel piercing size and is suitable for panel widths of up to 12mm. Body size: 44mm diameter.




2782



Features: Robust and durable zinc alloy body with 600 combinations. Supplied with a master override key. It has industry standard panel piercing and is suitable for panel widths of up to 12mm. Body size 43.5mm diameter.

All available to Special Orders
Call 08444 125 101 (Option 2)

www.lowe-and-fletcher.co.uk
0121 505 0400
sales@lowe-and-fletcher.co.uk



Index

Miscellaneous



Budget Locks

- Budget Locks 374



Bullet Locks

- Bullet Locks 375 - 376



Garage Door Locks & Handles

- Door Handle 377 - 380
- Ground Anchor 381 - 382
- Secondary Security 383 - 384



Safe & Gun Cabinet Locks

- Gun Cabinet Lock 385
- Safe Lock 385 - 388



Shutter Locks

- Shutter Lock 389 - 392



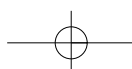
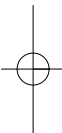
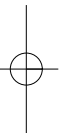
Travel

- Travel 392



Vehicle Security

- Lock Protector 393 - 399
- Locking 399 - 408
- Parking Post 408 - 410
- Wheel Clamp 411



Miscellaneous Budget Locks

Budget Locks



Era 415 Budget Rim Lock

Finish : Bright zinc
 Keys Supplied : Seperate
 Packed Quantity : 40
 Handing : Reversible

OPERATION

- Bolt is thrown and withdrawn by a turn of a 'T' shaped key.



707

Case Height	80
Case Width	20
Case Depth	10

PRODUCT CODES

707 - 80mm x 20mm - BZ

ASSOCIATED PRODUCTS

729 - 501-96 Tee Key 115mm
 732 - 451-96 Flat Strike BZ
 731 - 442-96 Escutcheon BZ
 L4769 - 442-36 Escutcheon PB



Willenhal Locks W31770137 Budget Mortice lock

Finish : Bright zinc
 Keys Supplied : Seperate
 Packed Quantity : 10

FEATURES

- Supplied c/w flat strike plate.

OPERATION

- Bolt is thrown and withdrawn by a turn of a 'T' shaped key.



L8589

Case Height	76
Case Width	37
Case Depth	11
Forend	105x20

PRODUCT CODES

L8589 - WW3177 - BZ

ASSOCIATED PRODUCTS

729 - 501-96 Tee Key 115mm
 731 - 442-96 Escutcheon - BZ
 L4769 - 442-36 Escutcheon - PB

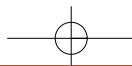


Era Budget Lock Accessories



PRODUCT CODES

729 - 501-96 Tee Key 115mm (1)
 732 - 451-96 Flat Strike - BZ (2)
 731 - 442-96 Escutcheon - BZ (3)
 L4769 - 442-36 Escutcheon - PB (4)



Miscellaneous Bullet Locks

Bullet Locks



Asec Oval Bullet Lock

Cylinder Finish : PB
 Keys Supplied : 2
 Keyed Alike : Ex-stock
 Packed Quantity : Single & pairs - boxed

FEATURES

- Key removable in locked position only.

OPERATION

- Sprung locking pin on top of cylinder barrel is depressed by a turn of the key, allowing the bullet to be inserted or withdrawn from the housing.



ASI992

Cylinder Diameter	22 x 15 (Oval)
Pin Length	45 & 55
Overall Length	78 & 88
Housing Diameter	42
Housing Projection	35

PRODUCT CODES

ASI992 - 45mm - PB KA "A"
 ASI993 - 45mm - PB KA "B"
 ASI990 - 45mm - PB KD
 ASI994 - 55mm - PB KA "A"
 ASI995 - 55mm - PB KA "B"
 ASI991 - 55mm - PB KD

ASSOCIATED PRODUCTS

ASI996 - Bullet Housing AS-35mm SC



ITA Lock Sys FDM004 Round Cylinder Bullet Lock


Cylinder Finish : Chrome plated
 Cylinder Diameter : 25mm
 Pin Length : 53mm
 Overall Length : 82mm
 Keys Supplied : 2
 Keyed Alike : Ex-stock
 Packed Quantity Loose

FEATURES

- Stocked keyed alike, any multiples (choice of 2 different key numbers).
- Key removable in locked position only.

OPERATION

- A split pin located behind the cylinder barrel is rotated by a turn of the key, allowing the bullet to be inserted or withdrawn from the housing.



L9668

Cylinder Diameter	25
Pin Length	53
Overall Length	82

PRODUCT CODES

L9668 - 82mm - CP KA Set I

BLANKS

5272 - CS6 Copy



ITA Lock Sys FDM005 Oval Bullet Lock


Cylinder Finish : Chrome plated
 Keys Supplied : 2
 Keyed Alike : Ex-stock
 Packed Quantity : Loose

FEATURES

- Key removable in locked position only.
- Housing supplied.

OPERATION

- Sprung locking pin on top of cylinder barrel is depressed by a turn of the key, allowing the bullet to be inserted or withdrawn from the housing.



L9279

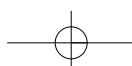
Cylinder Diameter	22 x 15 (Oval)
Pin Length	50
Overall Length	84
Housing Diameter	38
Housing Projection	35

PRODUCT CODES

L9279 - 82mm - CP KA
 L9278 - 82mm - CP KD
 L9280 - CP Housing

BLANKS

6401 - YA3R Silca



Miscellaneous Bullet Locks

Tessi Tessi 6460 Oval Bullet Lock

Cylinder Finish : Nickel plated
 Keys Supplied : 2
 Keyed Alike : Ex-stock
 Packed Quantity : 20

FEATURES

- Available keyed alike in pairs c/w housings and 4 keys total, or bullets only keyed alike, any multiples (choice of 3 different key numbers).
- Key removable in locked position only.

OPERATION

- Sprung locking pin on top of cylinder barrel is depressed by a turn of the key, allowing the bullet to be inserted or withdrawn from the housing.



L9394

Cylinder Diameter	20 x 13 (Oval)
Pin Length	47
Overall Length	90
Housing Diameter	75 x 35 (Oval)
Housing Projection	43

PRODUCT CODES

L9394 - 90mm - KA Pair c/w Housing - NP
 L9410 - 90mm - KA Set I- NP

BLANKS

L9424 - Genuine L/Hand

Tessi Tessi TCP6461 Round Cylinder Bullet Lock

Cylinder Finish : Nickel plated
 Keys Supplied : 2
 Keyed Alike : Ex-stock
 Packed Quantity : Loose

FEATURES

- Available keyed alike (choice of 2 different key numbers).

OPERATION

- Simple 'push-in' to lock action.
- Sprung locking pin on top of cylinder barrel is depressed by a turn of the key allowing the bullet to be withdrawn from the housing.



L10055

Cylinder Diameter	25
Pin Length	50
Overall Length	96

PRODUCT CODES

L10055 - 90mm NP KA

BLANKS

5271 - CS7 Silca

Viro Viro 3331 & 3332 Oval Bullet Lock


Cylinder Finish : Brass
 Keys Supplied : 2
 Keyed Alike : Ex-stock
 Packed Quantity : Loose

FEATURES

- Key removable in locked position only.

OPERATION

- Sprung locking pin on top of cylinder barrel is depressed by a turn of the key allowing the bullet to be withdrawn from the housing.



L5769

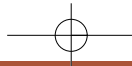
Cylinder Diameter	22 x 14 (Oval)
Pin Length	45 x 55
Overall Length	76 x 86
Housing Diameter	41
Housing Projection	35

PRODUCT CODES

L5769 - 45mm PB KA
 L5767 - 45mm PB KD
 L5771 - 55mm PB KA
 L5768 - 55mm PB KD

BLANKS

6167 - VI086 Silca



Miscellaneous Garage Door Locks & Handles

Door Handle

LOWE & FLETCHER

L&F 1601 & 1618 Small "T" Garage Door Handle

Finish : Chrome plated
 Keys Supplied : 2
 Keyed Alike : Works
 Packed Quantity : 1

FEATURES

- 1618 handle supplied c/w caulking cam.

OPERATION

- Handle deadlocked by key.



Handle Size	60 x 24
Handle Projection	43
Backplate	58 x 30
Bolt Centres	38
Spindle	1601 - Square 20mm x 8mm Dia. 1618 - Threaded Bar 60mm

PRODUCT CODES

2961 - 20mm x 8mm Square Spindle - CP
 9773 - 60mm Threaded Bar Spindle - CP

BLANKS

5695 - LF4 Silca

LOWE & FLETCHER

L&F 1602 "L" Garage Door Handle

Finish : Chrome plated
 Keys Supplied : 2
 Keyed Alike : In-house
 Packed Quantity : 1
 Handing : See Illustration

FEATURES

- Hand must be stated when ordering.

OPERATION

- Handle deadlocked by key.



Handle Size	100 x 24
Handle Projection	43
Backplate	58 x 30
Bolt Centres	38
Spindle	Square 20mm x 8mm Dia.



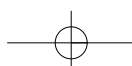
- Fitted to the right edge of the door
- Fitted to the left edge of the door

PRODUCT CODES

2963 - CP RH
 L217 - CP LH

BLANKS

5695 - LF4 Copy



Miscellaneous Garage Door Locks & Handles

LOWE & FLETCHER

L&F I613-I616 Garage Door Lock


Finish : Silver
 Keys Supplied : 2
 Keyed Alike : Works only
 Packed Quantity : 1

FEATURES

- Supplied c/w fixings.

OPERATION

- Handle deadlocked by key.



L1351

Handle Size	102 x 24
Handle Projection	43
Backplate	76 x 43
Bolt Centres	51
Bolt Stump Projection	16
Spindle	I613 - Diamond 75mm x 8mm Dia. I616 - Square 55mm x 8mm Dia.

PRODUCT CODES

I0273 - 55mm x 8mm Square Spindle - SLV
 L1351 - 75mm x 8mm Diamond Spindle - SLV

ASSOCIATED PRODUCTS

L14382 - Garage Ext. Piece 8708007 - Pairs

BLANKS

5695 - LF4 Copy

LOWE & FLETCHER

L&F I616 Garage Door Lock

Finish : Black
 Keys Supplied : 2
 Keyed Alike : Works
 Packed Quantity : 1

FEATURES

- Supplied c/w fixings.

OPERATION

- Handle deadlocked by key.



L14592

PRODUCT CODES

L14592 - BLK

LOWE & FLETCHER

L&F I638 Large "T" Garage Door Handle

Finish : Chrome plated
 Keys Supplied : 2
 Keyed Alike : Works
 Packed Quantity : 1

OPERATION

- Handle deadlocked by key.



2978

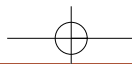
Handle Size	101 x 22
Handle Projection	44
Backplate	58 x 30
Screw Fixing Centres	45
Spindle	Square 55mm x 8mm Dia.

PRODUCT CODES

2978 - 45mm Spindle - CP
 L17452 - 70mm Spindle - CP

BLANKS

5695 - LF4 Copy



Miscellaneous Garage Door Locks & Handles

LOWE & FLETCHER

L&F 1642 Pop Out Garage Door Handle

Finish : Black
 Keys Supplied : 2
 Keyed Alike : Ex-works
 Packed Quantity : 1

OPERATION

- Key to release the handle which pops out to allow either 90° or 360° clockwise turn.



L17450

PRODUCT CODES

L17450 - 360° Movement - BLK
 L17451 - 90° Movement - BLK

LOWE & FLETCHER

L&F 8708007 Garage Extension Piece

Finish : Silver
 Packed Quantity : Pair

FEATURES

- 16mm extension collar.
- 10mm thread.



L14382

PRODUCT CODES

L14382 - Pair

TOUCAN

Toucan Tool Argosy Garage Door Handle

Finish : Silver
 Keys Supplied : 2
 Packed Quantity : 1

OPERATION

- Handle deadlocked by key.



6872

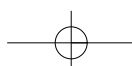
PRODUCT CODES

6872 - Silver

BLANKS

5484 - HENI Copy

Handle Size	110 x 22
Handle Projection	52
Backplate	92 x 60
Spindle	70 x 8 Dia.
Screw Fixing Centres	38



Miscellaneous Garage Door Locks & Handles

TOUCAN Toucan Tool Ejector Garage Door Handle

Finish : Chrome plated
 Keys Supplied : 2
 Packed Quantity : 1

FEATURES

- Fits flush when in locked position.

OPERATION

- Simple push to lock action, key releases ejector handle which allows it to be rotated to operate door locking mechanism.



Handle Size	95 x 23
Handle Projection	45
Backplate	128 x 40
Spindle	27 x 8 Dia.
Screw Fixing Centres	51

PRODUCT CODES
 10066 - CP

BLANKS
 5484 - HENI Copy

TOUCAN Toucan Tool Marley Garage Door Lock

Finish : Chrome plated
 Keys Supplied : 2
 Packed Quantity : 1

OPERATION

- Handle deadlocked by key.



Handle Size	110 x 22
Handle Projection	45
Backplate	71 x 66, 95 x 56
Bolt Centres	51, 70
Bolt Stump Projection	12
Spindle	Sq. 80 x 8 Dia.

PRODUCT CODES
 6866 - 50mm Centres - CP
 6862 - 70mm Centres - CP

BLANKS
 5484 - HENI Silca

Miscellaneous Garage Door Locks & Handles

Ground Anchor

ABUS ABUS WA50 Series Wall / Floor Anchor

Finish : Black
Packed Quantity : 1

FEATURES

- Hardened steel construction, with hardened rivets covering fixings
- Fix to wall or floor; inside or outside
- Large enough to take an ABUS 12mm chain, permanent security



L19336

PRODUCT CODES
L19336 - 80mm x 110mm


Plate Size 110 x 80

ABUS ABUS WBA100 Series Wall / Floor Anchor

Finish : Hardened steel alloy
Packed Quantity : 1

FEATURES

- 16mm Hardened steel alloy shackle, maximum resistance to physical attack
- Fix to wall or floor; inside or outside
- Heavy duty construction, designed to drive over
- Sold Secure (Bicycle) Gold, Thatcham approved



L19335

PRODUCT CODES
L19335 - 165mm x 160mm Visi

Plate Size 160 x 165

HARDIE SECURE Hardie Ground Anchor Ring

Finish : Chrome plated
Packed Quantity : 1
Bolt Fixings : Single 12mm

FEATURES

- Sold Secure approved.
- Drill bit & allen key included.
- Provides security for motorbikes, cars, boats and caravans.
- Folds flat when not in use, so vehicle can drive over it.
- Can be wall mounted.
- Fits up to a 13mm chain.
- Fully case hardened product.
- 20mm steel CNC machined from solid billet.
- Tested to over 8 tonnes.



L13512

PRODUCT CODES
L13512 - CP

HULL KEY CENTRE Hull Key Centre Ground Anchor Ring

Finish : Grey
Packed Quantity : 1
Bolt Fixings : 4 (not included)

FEATURES

- 16mm diameter ring, hardened



A1327

PRODUCT CODES
A1327 - 75mm Diameter - GRY

Plate Size 75 x 75



Miscellaneous Garage Door Locks & Handles

PJB
security products

PJB Bike Anchor

Finish : Red
Packed Quantity : 1
Bolt Fixings : 2 (included)

FEATURES

- Solo secure



L11698

Plate Size

145 x 80

PRODUCT CODES

L11698 - Red

PJB
security products

PJB Ground Bridge Anchor

Finish : Red powder coated
Material : Solid construction
Fixings Supplied : Yes
Packed Quantity : 1

FEATURES

- Sold Secure Gold & Thatcham approved.
- Unique double bridge.
- Fits chains up to 13mm.
- Comes with instructions.



L10724

PRODUCT CODES

L10724 - Red

SQUIRE

Squire GAI Ground Anchor Ring

Finish : Hardened steel
Colour : Yellow

FEATURES

- Sold Secure approved.
- 10 year guarantee.
- Fixing instructions included.



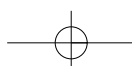
L10791

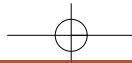
Size

95 x 22

PRODUCT CODES

L10791 - Yellow





Miscellaneous Garage Door Locks & Handles

Secondary Security



Asec Garage Door Lock

Finish : Black
 Dimensions : 168mm x 46mm
 Keys Supplied : 3
 Packed Quantity : Visi - 1

OPERATION

- Locked & unlocked by key.



AS1997

PRODUCT CODES

AS1997 - 2 Bolt Kit - BLK

BLANKS

AS1998 - Blank for Asec Garage Door Lock



Cisa 6303 Tilting Door Kit

Finish : Silver enamel
 Packed Quantity : 1

FEATURES

- Bolt can be locked 'open' or 'closed'.
- Supplied c/w fixing bolts and lockable brass dust cap.

OPERATION

- Kit comprises hardened steel 'drop bolt' body which is bolted permanently to the foot of the door, and brass retainer which is permanently anchored into the ground, flush with the surface.

When the door is in closed position the bolt is dropped into the retainer and secured with a 90° turn and fitting of an appropriate padlock, such as a Cisa 28550-84 (not included).



I362

Body Size	85 x 65 x 50
Bolt Size	150 x 17 Dia.
Retainer Size	88 x 43 Dia.
Max. Shackle Dia.	12

PRODUCT CODES

I362 - 12mm Shackle Hole

See Padlock section for suitable padlocks.



Era 318 Pair of Garage Door Locks


Mechanism : 78mm
 Case Finish : 5 lever
 Forend Finish : Bronze
 Keys Supplied : Brass
 Keyed Alike : 2
 Packed Quantity : Ex-stock in pairs
 Visi - 5

FEATURES

- Supplied c/w covered escutcheons and fixing screws.

OPERATION

- Deadbolt is locked or unlocked by key from either side.



L5265

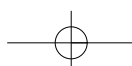
Case Depth	78
Backset	57
Case Height	75
Forend Length	120
Forend Width	26

PRODUCT CODES

L5265 - 78mm KA Pair - PB

BLANKS

AS11106 - Blank AS-Viscount Mortice Copy



Miscellaneous Garage Door Locks & Handles

PJB
security products

PJB Garage Defender

Finish : Green powder coated
Packed Quantity : 1

FEATURES

- Sold Secure approved.
- Full fitting instructions & fixings supplied.
- Easy to fit within 1 hour.
- Maximum pick & pry resistance and superior corrosion resistance.

OPERATION

- Bar unit locks onto a solid steel base with a padlock.
- Simple ground fitting in front of garage.



L13438

Ground Plate	215 x 80 x 5
Height (Fitted)	145
Pillar	30 x 20 x 20
Overall Width	260
Max Shackle Dia.	12

PRODUCT CODES

L13438 - No Padlock Boxed
L15646 - With Padlock Visi

PJB
security products

PJB 302 Garage Defender

Finish : Red (zinc plate)
Packed Quantity : 1

FEATURES

- Sold Secure approved.
- Designed for solid concrete floor areas only.
- Padlock concealed when fitted.
- Supplied c/w rawlbolt type fixings.

OPERATION

- Kit comprises rectangular ground plate which is fixed permanently into the position and large 'T' shape restrictor which slots over the square pillar and is secured with an appropriate padlock.



L9510

Ground Plate	215 x 80 x 5
Height (Fitted)	145
Pillar	30 x 20 x 20
Overall Width	260
Max Shackle Dia.	12

PRODUCT CODES

L9510 - 12mm Shackle Hole Red

SQUIRE

Squire 3536 Padlock & Chain

Keys Supplied : 2
Keyed Alike : Works
Mechanism : 4 pin tumbler
Differs : 1,000
Packed Quantity : 1

FEATURES

- Comprises laminated steel padlock with hardened steel sprung shackle, and 900mm length hardened steel chain.

OPERATION

- Snaplocking, key to unlock.

NOTE

- Recommend padlock Asec AS770, blocklock AS2548.



468

Body Width	45
Shackle Dia.	7
Chain	900 x 5 Dia.

PRODUCT CODES

468 - 900mm Chain Hole Red

BLANKS

1059 - 24 Genuine
5940 - SQ1 Copy

Miscellaneous Safe & Gun Cabinet Locks

Gun Cabinet Lock

G&C G&C Gun Cabinet Lock

Mechanism : 7 lever
 Keys Supplied : 2
 Keyway : Vertical or horizontal
 Packed Quantity : 1

OPERATION

- Deadbolt is locked or unlocked by key from one side only.



Case Size	82 x 60
Case Depth	16
Backset	Vertical 28 Horizontal 34

PRODUCT CODES

L948 - 7 Levers

BLANKS

AS11251- 6G x 19mm Pinsafe Copy

Safe Lock




Asec SI311 Safe Lock

Case Finish : Grey
 Mechanism : 7 lever
 Keys Supplied : 2
 Keyway : Vertical or horizontal
 Packed Quantity : 1

OPERATION

- Deadbolt is locked or unlocked by key from one side only.



Case Size	82 x 61
Case Depth	17
Backset	Vertical 27 Horizontal 35

PRODUCT CODES

L4977 - 7 Levers

BLANKS

AS11251- 6G x 19mm Pinsafe Copy



L&F 2802 Safe Lock

Case Finish : Zinc plated
 Mechanism : 7 lever
 Keys Supplied : 2
 Keyway : Vertical
 Differs : 1,600
 Packed Quantity : 1

OPERATION

- Deadbolt is locked or unlocked by key from one side only.
- Sprung latchbolt version slamlocks. Key to unlock. (Slamlock version for use with MOT safes).



Case Size	81 x 60
Case Depth	17
Backset	28

PRODUCT CODES

L3337 - Deadbolt
 L9966 - Latchbolt

BLANKS

AS11251- 6G x 19mm Pinsafe Copy

Miscellaneous Safe Locks

MAUER Mauer 252R Electronic Safe Lock

- No. of Users : 5
- Combination : 8 digit code
- Powerstar™ : Yes
- Wrong Try Lockout : Yes
- Time Delay : Yes
- Audit Trail : Yes - last 10 events
- Packed Quantity : 1 - boxed

FEATURES

- Can be retrofitted in place of most key & combination locks.
- No batteries required.

OPERATION

- Electronic keypad operation.



L13700

PRODUCT CODES
L13700 - 8 Digit Code

MAUER Mauer A700079 Mauer Praetor Safe Lock

- Finish : Die cast
- Mechanism : 11 levers
- Keys Supplied : 2
- Packed Quantity : 1

FEATURES

- 2 Double - bit keys, high-strength brass, nickel-plated, 120mm.
- VDS - K1.2.



L11155

PRODUCT CODES
L11155 - 11 Levers

Case Size	96 x 60
Case Depth	32
Backset	57

MAUER Mauer A700091 Mauer Variator Safe Lock

- Finish : Die cast
- Mechanism : 8 levers
- Keys Supplied : 2
- Packed Quantity : 1

FEATURES

- Double - bit key, die-casting nickel plated.
- VDS - K1

OPERATION

- Changeable locking mechanism. Changeable with pin at the back of the lock.



L11157

PRODUCT CODES
L11157 - 8 Levers

Case Size	96 x 60
Case Depth	21
Backset	57

Miscellaneous Safe Locks

MAUER Mauer A71111 Mauer President Safe Lock

Case Size : 86mm x 60mm
 Case Depth : 21mm
 Finish : Zinc
 Mechanism : 8 Levers
 Keys Supplied : 2
 Packed Quantity : 1
 Backset : 57mm

FEATURES

- Double bitted 80mm key system
- VDS-K1.I.



Case Size	86 x 60
Case Depth	21
Backset	57

PRODUCT CODES

L11154 8 Levers



Sargent & Greenleaf 6730 & 6731 Combination Safe Lock

Case Finish : Black
 Packed Quantity : 1

FEATURES

- Supplied complete with fixing screws and combination change key.

OPERATION

- By combination wheel only.



	4630	4634
Case Size	85 x 61	85 x 61
Case Depth	28	32
Mechanism	3 Wheel	4 Wheel

PRODUCT CODES

4630 - 3 Wheel
 4634 - 4 Wheel

ASSOCIATED PRODUCTS

4647 - 6720 3 Wheel Change Key
 4653 - 6721 4 Wheel Change Key



Sargent & Greenleaf 6741 Safe Lock

Case Finish : Galvanised
 Mechanism : 3 wheel
 Packed Quantity : 1

FEATURES

- Supplied complete with fixing screws and combination change key.

OPERATION

- By combination wheel only.



Case Size	85 x 61
Case Depth	28

PRODUCT CODES

L8540 - 3 Wheel

ASSOCIATED PRODUCTS

4647 - 6720 3 Wheel Change Key
 4653 - 6721 4 Wheel Change Key

Miscellaneous Safe Locks



Sargent & Greenleaf 6880 Safe Lock

Case Finish : Galvanised
 Mechanism : 9 levers
 Keys Supplied : 2
 Packed Quantity : 1

FEATURES

- Case and mounting dimensions designed to retrofit many combination safe locks.



L13697

Case Size	85 x 61
Case Depth	32
Backset	57

PRODUCT CODES

L13697 - 9 Levers

ASSOCIATED PRODUCTS

L13698 - Safe Key 6880-452
 L13699 - Safe Key 6880-902



Walsall Lock S1771 & S1772 Safe Lock

Case Finish : Zinc plated
 Mechanism : 7 lever
 Keys Supplied : 2
 Keyway : Vertical
 Packed Quantity : 1

FEATURES

- Available in three applications:- Down shoot, side shoot and up shoot.
 Note: Replacement for Era 771/2/3 laminated safe locks.

OPERATION

- Deadbolt is locked or unlocked by key from one side only.



L8306

Case Size	76 x 59
Case Depth	18
Backset	24

PRODUCT CODES

L8307 - 7 Lever Across Shoot
 L8306 - 7 Lever Down Shoot

ASSOCIATED PRODUCTS

ASI 1251 - 6G x 19mm Pinsafe Copy



Miscellaneous Shutter Locks

Shutter Lock

Cisa 06302 Roller Shutter Kit

Eye Bolt Finish : Galvanised
Retainer Finish : Brass

FEATURES

- Ground fixing 'arrowhead' bolt removable when shutter is in the open position.
- Supplied c/w lockable brass dust cap.

FEATURES

- Kit comprises two hardened steel eyebolts and one brass retainer which is permanently anchored into the ground, flush with the surface. The threaded eyebolt is fastened permanently to the shutter section whilst the 'arrowhead' bolt is inserted into the retainer and secured with a 90° turn.

When the shutter is in the closed position the two eyes can be secured together with an appropriate padlock such as Cisa 28550-84 (not included).

NOTE

- Recommend padlock Asec AS770, blocklock AS2548.



1370

	1370	1368
Bolt Lengths	25	60
Retainer Size	88 x 43 Dia.	88 x 43 Dia.

PRODUCT CODES

1370 - 25mm Bolt
1368 - 60mm Bolt

Cisa 41110 Shutter Lock

Cylinder Finish : Brass
Keys Supplied : 2 outside, 1 Inside
Keyed Alike : In-house
Master Keyed : Works
Packed Quantity : 2
Handing : Italian R/hand Illustrated
Note: Italian handing opposite to U.K

FEATURES

- Not reversible. Hand must be stated when ordering.
- Double throw facility, 1st throw 13mm, 2nd throw 10mm.

OPERATION

- Deadbolt is locked or unlocked by key from either side.



4312

Case Size	120 x 55 x 13
Cylinder Projection	14
Bolt Projection	42 Unlocked 65 Locked

PRODUCT CODES

4312 - 120mm x 55mm KD LH
4310 - 120mm x 55mm KD RH

ASSOCIATED PRODUCTS

4540 - 01310-1 Genuine
5287 - CS206 Copy

Cisa 41320 Central Shutter Lock

Cylinder Finish : Brass
Keys Supplied : 2 outside, 1 Inside
Keyed Alike : In-house
Master Keyed : Works
Packed Quantity : 2
Handing : Central - bolt shoots both sides

FEATURES

- Double throw facility, 1st throw 13mm, 2nd throw 13mm.

OPERATION

- Deadbolt is locked or unlocked by key from either side.



4314

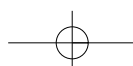
Case Size	155 x 55 x 17
Cylinder Projection	15
Bolt Projection	23 Unlocked 49 Locked

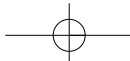
PRODUCT CODES

4314 - 155mm x 55mm KD

ASSOCIATED PRODUCTS

4540 - 01310-1 Genuine
5287 - CS206 Copy





Miscellaneous Shutter Locks

CISA Cisa 41420 Shutter Lock


Cylinder Finish : Brass
 Keys Supplied : 2 outside, 1 Inside
 Keyed Alike : In-house
 Master Keyed : Works
 Packed Quantity : 2
 Handing : Italian R/hand Illustrated
 Note : Italian handing opposite to U.K

FEATURES

- Not reversible. Hand must be stated when ordering.
- Double throw facility. 1st throw 13mm, 2nd throw 13mm.

OPERATION

- Deadbolt is locked or unlocked by key from either side.



4320

Case Size	155 x 55 x 15
Cylinder Projection	10
Bolt Projection	44 Unlocked 68 Locked

PRODUCT CODES

4320 - 155mm x 55mm KD - LH
 4317 - 155mm x 55mm KD - RH

ASSOCIATED PRODUCTS

5287 - CS206 Silca
 4541 - M199M Union Key
 4540 - Blank 01070.10.1 STD Profile

Tessi Tessi 6410 Central Shutter Lock

Cylinder Finish : Brass
 Keys Supplied : 2
 Keyed Alike : Works
 Packed Quantity : 1
 Handing : Central - bolt shoots both sides

OPERATION

- Deadbolt is locked or unlocked by key from either side.



L9388

Case Size	155 x 55 x 15
Cylinder Projection	12
Bolt Projection	45 Unlocked 67 Locked

PRODUCT CODES

L9388 - 155mm x 55mm KD

ASSOCIATED PRODUCTS

L9421 - Genuine

Tessi Tessi 6410 Euro Central Shutter Lock

Packed Quantity : 1
 Keyed Alike : Works
 Handing : Central - bolt shoots both sides

FEATURES

- Supplied c/w black plastic euro profile escutcheon.
- Cylinder not included.
- Double throw facility. 1st throw 11mm, 2nd throw 13mm.

OPERATION

- Deadbolt is locked or unlocked by Euro profile cylinder.

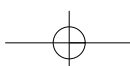


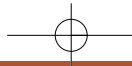
L9389

Case Size	162 x 61 x 13
Bolt Projection	35 Unlocked 59 Locked

PRODUCT CODES

L9389 - 6410 Euro






Miscellaneous Shutter Locks

Tessi Tessi 6430 Narrow Central Shutter Lock

Cylinder Finish : Brass
 Keys Supplied : 2
 Keyed Alike : Works
 Packed Quantity : 1
 Handing : Central - bolt shoots both sides

OPERATION

■ Deadbolt is locked or unlocked by key from either side.



Case Size	156 x 42 x 15
Cylinder Projection	15
Bolt Projection	23 Unlocked 42 Locked

PRODUCT CODES
L9391 - 6430 KD

BLANKS
L9422 - Genuine

Tessi Tessi 6440 Ultra Narrow Central Shutter Lock

Cylinder Finish : Brass
 Keys Supplied : 2
 Keyed Alike : Works
 Packed Quantity : 1
 Handing : Central - bolt shoots both sides

OPERATION

■ Deadbolt is locked or unlocked by key from either side.



Case Size	200 x 30 x 10
Cylinder Projection	12
Bolt Projection	25 Unlocked 53 Locked

PRODUCT CODES
L9392 - 6440 KD


BLANKS
L9423 - Genuine

Viro Viro 8201 Central Shutter Lock

Cylinder Finish : Brass
 Keys Supplied : 2 outside, 1 Inside
 Packed Quantity : 1
 Handing : Central - bolt shoots both sides

OPERATION

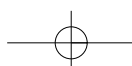
■ Deadbolt is locked or unlocked by key from either side.



Case Size	154 x 59 x 15
Cylinder Projection	15
Bolt Projection	45 Unlocked 68 Locked

PRODUCT CODES
L8003 - 154mm x 59mm KD

BLANKS
6150 - VI080 Copy (Outside)
6155 - VI081 Copy (Inside)



Miscellaneous Shutter Locks



Viro 823I Central Shutter Lock

Cylinder Finish : Brass
 Keys Supplied : 2
 Keyed Alike : Works only
 Packed Quantity : 1
 Handing : Central - bolt shoots both sides

OPERATION

- Deadbolt is locked or unlocked by key from either side.



L7999

Case Size	155 x 55 x 15
Cylinder Projection	15
Bolt Projection	45 Unlocked 68 Locked

PRODUCT CODES

L7999 - 155mm x 55mm KD

ASSOCIATED PRODUCTS

L6017 - VII3 Copy




Viro 824I Central Shutter Lock

Cylinder Finish : Brass
 Keys Supplied : 2
 Keyed Alike : Works only
 Packed Quantity : 1
 Handing : Central - bolt shoots both sides

OPERATION

- Deadbolt is locked or unlocked by key from either side.



L8002

Case Size	155 x 42 x 15
Cylinder Projection	15
Bolt Projection	23 Unlocked 42 Locked

PRODUCT CODES

L8002 - 155mm x 42mm KD

BLANKS

L6017 - VII3 Copy

Travel



Sure24 DG00I Portable Door Lock

FEATURES

- Provides privacy in bedrooms, hotel apartments.

OPERATION

- Tongue fits in latch recess in frame.
- When door is shut slide is pushed until firmly in place.
- Slide back to release.



L13596

Dimensions	130 x 39 x 20
------------	---------------

PRODUCT CODES

L13596 - DG00I

Miscellaneous Vehicle Security

Lock Protector



Armaplate Citroen Berlingo Lock Protector

To Fit Manufacturer : Citroen
 Model : Berlingo
 Also Fits : Peugeot Partner
 Fitting Time : 15 minutes

FEATURES

- Tough stainless steel.
- No visible fixings.
- Simple to fit.
- Sold Secure Gold award.

OPERATION

- Armaplate protects the vehicle's lock mechanism from theft attack and requires no input from the driver. No additional keys are required.



LI2649

PRODUCT CODES

LI2650 - Nearside Front
 LI2651 - Nearside Load
 LI2649 - Offside Front
 LI2622 - Rear Door



Armaplate Citroen Relay Mark 2 Lock Protector

To Fit Manufacturer : Citroen
 Model : Relay Mark 2
 Also Fits : Boxer / Ducato
 Fitting Time : 30 minutes

FEATURES

- Tough stainless steel.
- No visible fixings.
- Simple to fit.
- Sold Secure Gold award.

OPERATION

- Armaplate protects the vehicle's lock mechanism from theft attack and requires no input from the driver. No additional keys are required.



LI4334

PRODUCT CODES

LI4334 - Nearside Front
 LI4333 - Nearside Load
 LI4335 - Offside Front



Armaplate Citroen Relay Mark 3 Lock Protector

To Fit Manufacturer : Citroen
 Model : Relay Mark 2
 Also Fits : Boxer / Ducato
 Fitting Time : 30 minutes

FEATURES

- Tough stainless steel.
- No visible fixings.
- Simple to fit.
- Sold Secure Gold award.

OPERATION

- Armaplate protects the vehicle's lock mechanism from theft attack and requires no input from the driver. No additional keys are required.



LI4332

PRODUCT CODES

LI4332 - Nearside Front
 LI4330 - Nearside Load
 LI4331 - Offside Front

Miscellaneous Vehicle Security



Armaplate Ford Connect Lock Protector

To Fit Manufacturer : Ford
 Model : Connect
 Fitting Time : 20 minutes

FEATURES

- Tough stainless steel.
- No visible fixings.
- Simple to fit.
- Sold Secure Gold award.

OPERATION

- Armaplate protects the vehicle's lock mechanism from theft attack and requires no input from the driver. No additional keys are required.



L14319

PRODUCT CODES

L14319 - Rear Door



Armaplate Ford Escort Lock Protector

To Fit Manufacturer : Ford
 Model : Escort
 Fitting Time : 20 minutes
 Notes : All come with lock-upgrade

FEATURES

- Tough stainless steel.
- No visible fixings.
- Simple to fit.
- Sold Secure Gold award.

OPERATION

- Armaplate protects the vehicle's lock mechanism from theft attack and requires no input from the driver. No additional keys are required.



L12411

PRODUCT CODES

L12411 - Offside Front
 L12412 - Nearside Front



Armaplate Ford Transit Mark 6 Lock Protector

To Fit Manufacturer : Ford
 Model : Transit mark 6
 Fitting Time : 15 minutes
 Notes : These plates have a keyhole

FEATURES

- Tough stainless steel.
- No visible fixings.
- Simple to fit.
- Sold Secure Gold award.

OPERATION

- Armaplate protects the vehicle's lock mechanism from theft attack and requires no input from the driver. No additional keys are required.



L12409

PRODUCT CODES

L12409 - Nearside Front
 L12408 - Offside Front
 L12407 - Rear Door

Miscellaneous Vehicle Security



Armaplate Iveco Daily Lock Protector

To Fit Manufacturer : Iveco
 Model : Daily
 Fitting Time : 20 minutes

FEATURES

- Tough stainless steel.
- No visible fixings.
- Simple to fit.
- Sold Secure Gold award

OPERATION

- Armaplate protects the vehicle's lock mechanism from theft attack and requires no input from the driver. No additional keys are required.



L14328

PRODUCT CODES

- L14328 - Nearside Front
- L14327 - Nearside Load
- L14329 - Offside Front
- L14326 - Rear Door



Armaplate Mercedes Sprinter Lock Protector

To Fit Manufacturer : Mercedes
 Model : Sprinter
 Also Fits : VW LT
 Fitting Time : 20 Minutes

FEATURES

- Tough stainless steel.
- No visible fixings.
- Simple to fit.
- Sold Secure Gold award.

OPERATION

- Armaplate protects the vehicle's lock mechanism from theft attack and requires no input from the driver. No additional keys are required.



L12416

PRODUCT CODES

- L12415 - Nearside Front
- L12414 - Nearside Load
- L12416 - Offside Front
- L12740 - Offside Load
- L12413 - Rear Door



Armaplate Mercedes Vito (New Style) Lock Protector

To Fit Manufacturer : Mercedes
 Model : Vito (new shape)
 Fitting Time : 30 minutes
 Notes : Rear - barn door only

FEATURES

- Tough stainless steel.
- No visible fixings.
- Simple to fit.
- Sold Secure Gold award.

OPERATION

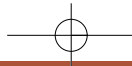
- Armaplate protects the vehicle's lock mechanism from theft attack and requires no input from the driver. No additional keys are required.



L14339

PRODUCT CODES

- L14339 - Nearside Front
- L14340 - Nearside Load
- L14338 - Offside Front
- L14347 - Offside Load
- L14341 - Rear Door



Miscellaneous Vehicle Security



Armaplate Mercedes Vito (Old Style) Lock Protector

To Fit Manufacturer : Mercedes
 Model : Vito (old shape)
 Fitting Time : 20 minutes

FEATURES

- Tough stainless steel.
- No visible fixings.
- Simple to fit.
- Sold Secure Gold award.

OPERATION

- Armaplate protects the vehicle's lock mechanism from theft attack and requires no input from the driver. No additional keys are required.



L12737

PRODUCT CODES
 L12737 - Offside Front
 L12738 - Nearside Front



Armaplate Mercedes Vito Lock Protector

To Fit Manufacturer : Mercedes
 Model : Sprinter
 Also Fits : VW LT & Vito
 Fitting Time : 20 minutes

FEATURES

- Tough stainless steel.
- No visible fixings.
- Simple to fit.
- Sold Secure Gold award.

OPERATION

- Armaplate protects the vehicle's lock mechanism from theft attack and requires no input from the driver. No additional keys are required.



L12414

PRODUCT CODES
 L12414 - Nearside Load
 L12740 - Offside Load
 L12413 - Rear Door



Armaplate New Sprinter & VW Crafter Lock Protector

To Fit Manufacturer : Mercedes
 Model : Sprinter (new)
 Door : 4 door
 Also Fits : VW Crafter
 Fitting Time : 30 minutes

FEATURES

- Tough stainless steel.
- No visible fixings.
- Simple to fit.
- Sold Secure Gold award.
- Self adhesive.

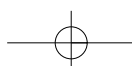
OPERATION

- Armaplate protects the vehicle's lock mechanism from theft attack and requires no input from the driver. No additional keys are required.



L17231

PRODUCT CODES
 L17231 - 4 Door Kit



Miscellaneous Vehicle Security



Armaplate Nissan Interstar Lock Protector

To Fit Manufacturer : Nissan
 Model : Interstar
 Also Fits : Master / Movano
 Fitting Time : 20 minutes

FEATURES

- Tough stainless steel.
- No visible fixings.
- Simple to fit.
- Sold Secure Gold award.

OPERATION

- Armaplate protects the vehicle's lock mechanism from theft attack and requires no input from the driver. No additional keys are required.



LI2743

PRODUCT CODES

LI2743 - Nearside Front
 LI2744 - Nearside Load
 LI2742 - Offside Front
 LI2745 - Rear Door



Armaplate Old Sprinter & Mercedes Vito Lock Protector

To Fit Manufacturer : Mercedes
 Model : Sprinter (old)
 Also Fits : Vito
 Fitting Time : 30 minutes

FEATURES

- Tough stainless steel.
- No visible fixings.
- Simple to fit.
- Sold Secure Gold award.
- Self adhesive.

OPERATION

- Armaplate protects the vehicle's lock mechanism from theft attack and requires no input from the driver. No additional keys are required.



LI7232

PRODUCT CODES

LI7232 - 4 Door Kit



Armaplate Peugeot Boxer Mark 2 Lock Protector

To Fit Manufacturer : Peugeot
 Model : Boxer Mark 2
 Also Fits : Ducato / Relay
 Fitting Time : 30 minutes

FEATURES

- Tough stainless steel.
- No visible fixings.
- Simple to fit.
- Sold Secure Gold award.

OPERATION

- Armaplate protects the vehicle's lock mechanism from theft attack and requires no input from the driver. No additional keys are required.



LI4334

PRODUCT CODES

LI4334 - Nearside Front
 LI4333 - Nearside Load
 LI4335 - Offside Front

Miscellaneous Vehicle Security



Armaplate Peugeot Boxer Mark 3 Lock Protector

To Fit Manufacturer : Peugeot
 Model : Boxer Mark 3
 Also Fits : Ducato / Relay
 Fitting Time : 30 minutes

FEATURES

- Tough stainless steel.
- No visible fixings.
- Simple to fit.
- Sold Secure Gold award.

OPERATION

- Armaplate protects the vehicle's lock mechanism from theft attack and requires no input from the driver. No additional keys are required.



LI4331

PRODUCT CODES

LI4331 - Offside Front
 LI4330 - Nearside Load
 LI4332 - Nearside Front



Armaplate Peugeot Partner Lock Protector

To Fit Manufacturer : Peugeot
 Model : Partner
 Also Fits : Berlingo
 Fitting Time : 15 minutes

FEATURES

- Tough stainless steel.
- No visible fixings.
- Simple to fit.
- Sold Secure Gold award.

OPERATION

- Armaplate protects the vehicle's lock mechanism from theft attack and requires no input from the driver. No additional keys are required.



LI2649

PRODUCT CODES

LI2649 - Offside Front
 LI2650 - Nearside Front
 LI2651 - Nearside Load
 LI2622 - Rear Door



Armaplate Renault Master Lock Protector

To Fit Manufacturer : Renault
 Model : Master
 Also Fits : Movano / Interstar
 Fitting Time : 20 minutes

FEATURES

- Tough stainless steel.
- No visible fixings.
- Simple to fit.
- Sold Secure Gold award.

OPERATION

- Armaplate protects the vehicle's lock mechanism from theft attack and requires no input from the driver. No additional keys are required.



LI2744

PRODUCT CODES

LI2743 - Nearside Front
 LI2744 - Nearside Load
 LI2742 - Offside Front
 LI2745 - Rear Door

Miscellaneous Vehicle Security



Armaplate Vauxhall Movano Lock Protector

To Fit Manufacturer : Vauxhall
 Model : Movano
 Also Fits : Master / Interstar
 Fitting Time 20 minutes

FEATURES

- Tough stainless steel.
- No visible fixings.
- Simple to fit.
- Sold Secure Gold award.

OPERATION

- Armaplate protects the vehicle's lock mechanism from theft attack and requires no input from the driver. No additional keys are required.



LI2743

PRODUCT CODES
 LI2743 - Nearside Front
 LI2744 - Nearside Load
 LI2742 - Offside Front
 LI2745 - Rear Door



Armaplate Volkswagen LT Lock Protector

To Fit Manufacturer : Volkswagen
 Model : LT
 Also Fits : Sprinter
 Fitting Time 20 minutes

FEATURES

- Tough stainless steel.
- No visible fixings.
- Simple to fit.
- Sold Secure Gold award.

OPERATION

- Armaplate protects the vehicle's lock mechanism from theft attack and requires no input from the driver. No additional keys are required.



LI2415

PRODUCT CODES
 LI2415 - Nearside Front
 LI2416 - Offside Front

Locking



ABUS 37 Series Yellow Long Shackle Quick Brake Disc Lock

Finish : Black & yellow
 Mechanism : ABUS 'Plus' 8 disk
 Packed Quantity ; 1

FEATURES

- ABUS 'Plus' disk cylinder.
- Resists drill, pull & manipulation attacks.
- Through hardened steel shackle and body.
- Thatcham approved.
- 250,000 key differs.
- Each lock supplied with key code card.



LI9379

PRODUCT CODES
 LI9379 - 60mm

Body Width	60
Horizontal Clearance	14-24
Vertical Clearance	70
Shackle Diameter	11

Miscellaneous Vehicle Security



ABUS 141 Series Integral Discus Van Lock

Finish : Black or white
Material : Steel

FEATURES

- Convenient one handed key operation to lock & unlock.
- Supplied complete with the "Original" ABUS Diskus 26/70 Padlock.
- Strong steel construction.
- Diskus 26/70 antidrill plate.
- Suitable for Vans, Trucks, Garages, Sheds, or any outward opening double doors.



L19385

Length	215
Width	80
Depth	35

PRODUCT CODES

- L19387 - Black
- L19384 - Black Visi
- L19386 - White
- L19385 - White Visi



ABUS 70/45 & 6KS65 Padlock & Chain Set

Finish : Brass
Mechanism : Pin tumbler

FEATURES

- Solid brass body padlock, hardened steel shackle.
- Sealed lock body with cover seal, protects cylinder against water & dirt.
- Rustfree internal components, reliable security.
- 6mm through hardened steel chain, attack resistant square profile.



L19353

Body Width	45
Padlock Shackle Dia.	6
Chain	650 x 6 Dia.

PRODUCT CODES

- L19353 - 6mm x 65cm



ABUS 92W/65 & 8KS85 Padlock & Chain Set

Finish : Brass
Mechanism : 5 pin tumbler

FEATURES

- Through hardened steel alloy shackle, rotates when attacked.
- Solid brass body encased in steel.
- Padlock with dual chain securing bolt resists torsion and leverage attacks.
- 8mm through hardened steel chain.



L19354

Body Width	85
Padlock Shackle Dia.	6
Chain	850 x 6 Dia.

PRODUCT CODES

- L19354 - 6mm x 85mm

Miscellaneous Vehicle Security



ABUS 6000 Series Bordo Folding Bike Lock

Finish : Black
 Mechanism : 8 pin dimple

FEATURES

- Innovative design offers maximum flexibility, hardened steel construction.
- Compact lock dimensions, with frame mounting carrier.
- Coded reversible key, re-order keys to code number.
- Sold Secure (Bicycle) Bronze.



L19383

Length	750
--------	-----

PRODUCT CODES

L19383 - 75cm



ABUS 43 Series 12mm round "U" Shackle Lock

Finish : Black
 Mechanism : 5 pin
 Packed Quantity : 6

FEATURES

- Through hardened steel body & 12mm shackle, resists bolt cutter attacks.
- Key with indirect code, re-order key to code number.
- Complete with carrier, convenient security.
- Independently tested, Sold Secure (Bicycle) Bronze



L19380

Width	150
Horizontal Clearance	109
Vertical Clearance	230
Shackle Diameter	12

PRODUCT CODES

L19380 - 150mm



ABUS 46 Series 12mm round "U" Shackle Lock With Dimple Key

Finish : Steel
 Mechanism : 10 pin dipple
 Packed Quantity : 6

FEATURES

- Through hardened steel body & 12mm shackle, resists bolt cutter attacks
- Key with indirect code, re-order key to code number.
- Complete with carrier, convenient security.
- Independently tested : Sold Secure (Bicycle) Bronze.



L19381

Width	150
Horizontal Clearance	109
Vertical Clearance	230
Shackle Diameter	12

PRODUCT CODES

L19381 - 150mm

Miscellaneous Vehicle Security



ABUS 54 Series 13mm Square "U" Shackle Lock

Finish : Black
 Material : Steel
 Mechanism : ABUS X 'Plus'
 Packed Quantity : 5

FEATURES

- Strong patented parabolic square shackle, maximum resistance against attack.
- 13mm through hardened steel shackle.
- Patented ABUS X Plus mechanism, maximum resistance against manipulation.
- Sold Secure (Bicycle) Gold - Thatcham approved.



L19382

Width	160
Horizontal Clearance	108
Vertical Clearance	230
Shackle Diameter	13

PRODUCT CODES

L19382 - 160mm



ABUS 1100 Series Combination Cable Lock

Finish : Black & assorted colours
 Mechanism : 3 digit combination
 Packed Quantity : 12

FEATURES

- Self locking.



L19366

Length	550
Diameter	6

PRODUCT CODES

L19366 - 6mm x 55cm Black
 L19367 - 6mm x 55cm Coloured



ABUS 1150 Series Recoiling Combination Cable Lock

Finish : Black & assorted colours
 Mechanism : 3 digit combination
 Packed Quantity : 12

FEATURES

- Self locking.

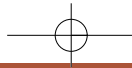


L19368

Length	1200
Diameter	7

PRODUCT CODES

L19368 - 7mm x 1.2m Black
 L19369 - 7mm x 1.2m Coloured



Miscellaneous Vehicle Security



ABUS I200 Series Combination Chain Lock

Finish : Black
 Material : 3 digit combination
 Packed Quantity : 12



L19356

Length	600
Chain Diameter	4

PRODUCT CODES
 L19356 - 4mm x 60cm



ABUS I290 Series Combination Cable Lock

Finish : Black
 Mechanism : 4 digit combination
 Combinations : 10,000
 Packed Quantity : 12

FEATURES

- Anti-pick 4 digit combination
- Set your own PIN.
- Up to 10,000 combinations,



L19370

Length	650
Diameter	10

PRODUCT CODES
 L19370 - 10mm x 65cm



ABUS I300 Series 8mm Recoiling Combination Cable Lock

Finish : Black
 Mechanism : 4 digit combination
 Combinations : 10,000
 Packed Quantity : 12

FEATURES

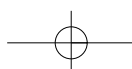
- 8mm recoil cable.
- Anti-pick 4 digit combination.
- Set your own PIN.
- Up to 10,000 combinations.



L19371

Length	1500
Diameter	8

PRODUCT CODES
 L19371 - 8mm x 150cm



Miscellaneous Vehicle Security



ABUS 1400 Series Raydo Illuminated Combination Cable Lock

Finish : Black
 Material : 4 digit combination
 Combination : 10,000
 Packed Quantity : 6

FEATURES

- Press & shine feature lets you see the combination.
- Durable black finish.
- Antipick 4 digit combination, set your own pin.
- Up to 10,000 combinations.



L19373

	12mm	15mm	20mm
Overall Length	850	850	850
Fixed Leaf Length	12	15	20

PRODUCT CODES
 L19373 - 12mm x 185cm
 L19372 - 15mm x 85cm
 L19374 - 20mm x 85cm



ABUS 590 Series Recoiling Cable Lock

Finish : Smoke grey
 Mechanism : Disc & reversible key
 Packed Quantity : 12

FEATURES

- 8mm recoil cable.
- Handy reversible key, self locking mechanism.
- Complete with carrier.



L19357

Length	1800
Diameter	8

PRODUCT CODES
 L19357 - 8mm x 180cm



ABUS 650 Series Cable Lock

Finish : Black or coloured
 Mechanism : Disc & reversible key
 Packed Quantity : 12

FEATURES

- 8mm high tensile cable, 65cm length.
- Assorted colours or black finishes.
- Tough plastic sleeve, protects valuable paintwork.
- Handy reversible key, self locking mechanism.



L19358

Length	650
Diameter	8

PRODUCT CODES
 L19358 - 8mm x 65cm Black
 L19359 - 8mm x 65cm Coloured

Miscellaneous Vehicle Security



ABUS 800 Series Steel-O-Flex Lock

Finish : Black
 Material : Disc & reversible key
 Packed Quantity : 6

FEATURES

- 20mm hardened steel shells, with high tensile cable.
- Automatic locking.
- Through hardened steel construction.



L19360

Length	1100
Chain Diameter	20

PRODUCT CODES
 L19360 20mm x 110cm



ABUS 860 Series Steel-O-Flex Lock

Finish : Black
 Mechanism : Disc & reversible key
 Packed Quantity : 6

FEATURES

- 20mm hardened steel shells, with high tensile cable
- Automatic locking.
- Through hardened steel construction.



L19362

	L19361	L19362
Length	1100	850
Diameter	20	20

PRODUCT CODES
 L19361 - 20mm x 110cm
 L19362 - 20mm x 85cm



ABUS 950 Series Steel-O-Flex Lock

Finish : Black
 Mechanism : ABUS 'Plus' disc lock
 Packed Quantity : 2

FEATURES

- 25mm hardened steel shells, with high tensile cable.
- ABUS Plus mechanism, resists drill & pull attacks.
- Through hardened steel construction.



L19363

Length	1000
Diameter	25

PRODUCT CODES
 L19363 - 25mm x 100cm

Miscellaneous Vehicle Security



ABUS 1000 Series Granit Steel-O-Flex Lock

Finish : Black
 Mechanism : ABUS X 'Plus' disc lock
 Packed Quantity : 2

FEATURES

- 25mm hardened steel shells, with high tensile cable
- ABUS Plus mechanism, resists drill & pull attacks
- Through hardened steel construction.



L19364

Length	1000
Diameter	25

PRODUCT CODES

L19364 - 25mm x 1m



ABUS 1050 Series Granit X "Plus" Steel-O-Flex Lock

Finish : Black
 Mechanism : ABUS X 'Plus' patented disc mechanism
 Packed Quantity : 2

FEATURES

- 25mm hardened steel shells, with high tensile cable.
- Patented ABUS X 'Plus' mechanism, maximum resistance against manipulation.
- Through hardened steel construction.



L19365

Length	1000
Diameter	25

PRODUCT CODES

L19365 - 25mm x 1m



ABUS 1060 Series Granit X "Plus" City Chain Lock

Finish : Black
 Mechanism : ABUS X 'Plus' patented disc mechanism
 Packed Quantity : 2

FEATURES

- 10mm hexagonal through hardened steel chain.
- Patented "Power Cell" technology, locking chain to lock body.
- Patented ABUS X 'Plus' mechanism.
- Sold Secure (Bicycle) Gold - Thatcham approved.



L19355

Length	1100
Chain Diameter	10

PRODUCT CODES

L19355 - 10mm x 1.1mm

Miscellaneous Vehicle Security

ABUS ABUS 1900 Series 6mm Cable Lock

Finish : Black or assorted colours
 Material : Disc & reversible key
 Packed Quantity : 12

FEATURES

- Assorted colours or black finishes.
- Handy reversible key.
- Self locking mechanism.



Length	550
Diameter	6

PRODUCT CODES

- L19375 - 6mm x 55cm Black
- L19376 - 6mm x 55cm Coloured

ABUS ABUS 1950 Series 7mm Recoiling Cable Lock

Finish : Black or assorted colours
 Mechanism : Disc & reversible key
 Packed Quantity : 12

FEATURES

- Assorted colours or black finishes.
- Handy reversible key.
- Self locking mechanism.



Length	1200
Diameter	7

PRODUCT CODES

- L19377 - 7mm x 120cm Black
- L19378 - 7mm x 120cm Coloured

ABUS ABUS Cobra Loop Cable

Finish : Black & red
 Diameters : 8mm, 10mm, & 12mm
 Packed Quantity : 1

FEATURES

- Flexible high tensile cable.
- Secures cycles, ladders & tools.
- For use with any ABUS U shackle or padlock, flexible security.



	L19351	L19352	L19347	L19348	L19349	L19350
Length	1850	2000	1000	2000	5000	1200
Diameter	8	8	10	10	10	12

PRODUCT CODES

- L19351 - 8mm x 1.85m
- L19352 - 8mm x 2m
- L19347 - 10mm x 10m
- L19348 - 10mm x 2m
- L19349 - 10mm x 5m
- L19350 - 12mm x 1.2m

Miscellaneous Vehicle Security



Era 940 Trivalent Vehicle Block Lock

L15689

FEATURES

- Easily portable.
- Fitted in minutes.

OPERATION

- Cylinder key to lock and unlock.



PRODUCT CODES

L15689 - Chrome

Parking Post

AUTOPA™ Autopa Folding Parking Post - Lockable

6901


Keys Supplied : 2
 Keyed Alike : Ex-stock
 Finish : Galvanised
 Lock : Integral camlock
 Packed Quantity |

FEATURES

- Lockable in raised and lowered positions.
- Galvanised finish is to BS EN 1461.
- Supplied c/w black polypropylene weather cap.
 Note:- Vehicles with a ground clearance of less than 110mm should not attempt to pass over the lowered post.

OPERATION

- To erect, the post is raised to the vertical position and secured within the base plate recess by applying downward pressure. The key is not required to lock the post but only to release the locking mechanism.



Overall Height	750
Post Diameter	64
Base Plate	203 x 102
Folding Clearance	100
Fixing Centres	152

PRODUCT CODES

6901 - Hinged Post KD
 1528 - Hinged Post KA

RELATED PRODUCTS

2874 - Replacement Camlock Only KD
 L4437 - Replacement Camlock Only KA

BLANKS

L3416 - LF42R Copy

AUTOPA™ Autopa Folding Parking Post - Padlock

L4378

Finish : Galvanised
 Lock : Padlock (not Included)
 Packed Quantity : |

FEATURES

- Lockable in raised and lowered positions.
- Galvanised finish is to BS EN 1461.
- Supplied c/w black polypropylene weather cap.
 Note:- Vehicles with a ground clearance of less than 110mm should not attempt to pass over the lowered post.

OPERATION

- Secured by fitting a suitable padlock to the locking rod which protrudes through the weather cap.



Overall Height	750
Post Diameter	64
Base Plate	203 x 102
Folding Clearance	100
Fixing Centres	152
Max. Shackle Dia.	9

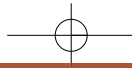
PRODUCT CODES

L4378 - GALV

RELATED PRODUCTS

L3416 - LF42R Silca

See Padlock section for suitable padlocks.



Miscellaneous Vehicle Security

AUTOPA™ Autopa Removable Parking Post

Finish : Galvanised
 Lock : Padlock (not Included)
 Packed Quantity : 1

FEATURES

- Socket flap closes flush with the ground thereby leaving no projections or uncovered holes once the post is removed.
- Galvanised finish is to BS 729.
- Supplied c/w black polypropylene weather cap.

OPERATION

- Secured by fitting a suitable padlock to the locking pin which is engaged at the base of the post.



Overall Height	914 (above ground)
Post Diameter	76
Ground Socket Depth	267
Socket Flap	140 x 140
Max. Shackle Dia.	10

PRODUCT CODES

I0414 - GALV

See Padlock section for suitable padlocks.

KICKSTOP Kickstop CPI Bolt Fix Parking Post

Finish : Galvanised plus silver grey finish
 Lock : Padlock (not Included)
 Packed Quantity : 1

FEATURES

- 'D' shaped handle assists lowering and raising and can be used for the temporary securing of cycles, etc.
- Supplied c/w black plastic weather cap.
- Fixings and padlock not included.

OPERATION

- Locked into the upright position by fitting a suitable padlock to the locking rod. Not lockable in the lowered position.

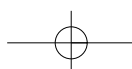


Overall Height	750
Post Diameter	50 Square
Base Plate	120 x 120
Folded Clearance	85
Fixed Centres	85
Max. Shackle Dia.	10

PRODUCT CODES

L9266 - GALV

See Padlock section for suitable padlocks.



Miscellaneous Vehicle Security

KICKSTOP Kickstop CP2 Concrete Fix parking Post

Finish : Galvanised plus silver grey finish
 Lock : Padlock (not Included)
 Packed Quantity : 1

FEATURES

- 'D' shaped handle assists lowering and raising and can be used for the temporary securing of cycles, etc.
- Supplied c/w black plastic weather cap.

OPERATION

- Locked into upright position by fitting a suitable padlock to the locking rod. Not lockable in the lowered position.



Overall Height	750
Post Diameter	50 Square
Ground Socket Depth	215
Folded Clearance	85
Max. Shackle Dia.	10

PRODUCT CODES

L9267 - GALV

See Padlock section for suitable padlocks.

Miscellaneous Vehicle Security

Wheel Clamp

HANSON Hanson EEZI-FIT Wheel Clamp

Finish : Yellow
 Lock : Integral radial pin camlock
 Weight : 14 kgs
 To Fit Tyre Widths : 175 / 185 x 13 tyre and wheel
 Combination only
 Keys Supplied : 2
 Packed Quantity : 1

APPLICATIONS

- Suitable for the private security of cars and vans

OPERATION

- Locked and unlocked by key only.



L4679

PRODUCT CODES
 L4679 - Yellow

BLANKS
 5241 - CH9T Copy

HANSON Hanson STD-A Wheel Clamp

Finish : Yellow
 Lock : Integral radial pin camlock
 Weight : 15 kgs
 To Fit Tyre Widths : 125mm - 175mm
 To Fit Wheel Sizes : 10", 12" & 13"
 Keys Supplied : 2
 Packed Quantity : 1

APPLICATIONS

- Suitable for the private security of trailers, caravans, etc.

OPERATION

- Locked and unlocked by key only.



L4680

PRODUCT CODES
 L4680 - Yellow

BLANKS
 5241 - CH9T Copy

HANSON Hanson Police PII Wheel Clamp

Finish : Yellow
 Lock : Padlock (not Included)
 Weight : 24 kgs
 To Fit Tyre Widths : 165mm - 265mm
 To Fit Wheel Sizes : 14", 15" & 16"
 Max. Shackle Diameter : 15mm
 Packed Quantity : 1

APPLICATIONS

- Suitable for the control of illegal parking. Used by the Metropolitan Police in inner London and home office approved for England and Wales.
- Also provides high security for cars, vans, heavy plant and trucks up to 7.5 tonnes.

OPERATION

- Secured by padlock.



L4683

PRODUCT CODES
 L4683 - Yellow

See Padlock section for suitable padlocks.

HANSON Hanson Super-A Wheel Clamp

Finish : Yellow
 Lock : Integral radial pin camlock
 Weight : 16 kgs
 To Fit Tyre Widths : 145mm - 195mm
 To Fit Wheel Sizes : 13" & 14"
 Keys Supplied : 2
 Packed Quantity : 1

APPLICATIONS

- Suitable for the private security of cars and vans.
- A more versatile clamp which offers greater security than the standard model 'A'.

OPERATION

- Locked and unlocked by key only.



L4681

PRODUCT CODES
 L4681 - Super Model 'A'

BLANKS
 5241 - CH9T Copy



Garage Door Bolt

- Used on up & over garage doors
- Rugged construction
- Suits doors up to 38mm thick
- Supplied with all fittings



ASI997

Everyday Affordable Security



Architectural Hardware





Architectural Hardware

Door Furniture & Accessories

Page 417 - Page 500



Door Closers

Page 501 - Page 522



Hinges

Page 523 - Page 534



Exit Hardware

Page 535 - Page 550




Ironmongery

Page 551 - Page 570



Bolts & Bars

Page 571 - Page 594



Window Fittings

Page 595 - Page 604






Architectural Hardware

Sliding & Folding Door Gears

Page 605 - Page 610



Safes & Cash Boxes

Page 611 - Page 626



Key Cabinets & Key Safes

Page 627 - Page 636



Post Boxes

Page 637 - Page 640




Chains


Page 641 - Page 648



Technical Guide

Page 649 - Page 654





Index

Door Furniture & Accessories

Accessories



- Cylinder Pull 418 - 422
- Door Chain/Check 422 - 425
- Door Stop 425 - 429
- Door Viewer 429 - 432
- Escutcheons/Roses 432 - 442
- Finger Protector 442 - 443
- Letters 443 - 450
- Miscellaneous 450 - 454
- Numerals, Letters & Signs 455 - 468
- Spindle 469

Handles



- Cam & Handle 470 - 471
- Chest 471
- Cupboard 472
- Pull Handles 472 - 476

Knob Furniture



- Centre 477 - 478
- Plate 478 - 479
- Knob Turn 479 - 480
- Cupboard 480
- Sets 480 - 485

Lever Furniture



- Asec 486 - 490
- Yale 491
- Dortrend 491 - 492
- Frank Allart 493
- Frisco 493
- Union 494 - 496

Plates



- Finger 496 - 499
- Kick 500

Door Furniture & Accessories

Cylinder Pulls



Georgian Cylinder Pull

Finish : Polished brass
 Unit Quantity : Clam packed single
 Boxed Quantity : 25



AS3557

Length	76
Width	45

PRODUCT CODES

AS3557 - Georgian Pull - Visi-packed - PB
 AS3811 - Georgian Pull - Boxed - PB



Victorian Cylinder Pull

Finish : Polished brass
 Unit Quantity : Single
 Boxed Quantity : 10



AS3530

Length	70
Width	47

PRODUCT CODES

AS3530 - Victorian Pull - Visi-packed - PB
 AS3812 - Victorian Pull - Boxed - PB



Victorian Cylinder Pull

Finish : Chrome plated
 Unit Quantity : Single
 Boxed Quantity : 10



AS3582

Length	75
Width	45

PRODUCT CODES

AS3582 - Victorian Pull - CP

Door Furniture & Accessories



Euro/Rim Cylinder Pull

Finish : Satin stainless steel
 Unit Quantity : Single
 Boxed Quantity : 10 or 20



AS4544

Length	75
Width	45

PRODUCT CODES

AS4544 - Euro Pull - SSS
 AS4545 - Rim Pull - SSS



4LP Cylinder Pull

Finish : Polished brass
 Unit Quantity : Single
 Boxed Quantity : 12



8108

PRODUCT CODES

8108 - 4LP Pull - PB



Euro Cylinder Pull

Finish : Satin anodised aluminium
 Unit Quantity : Single
 Boxed Quantity : 10



L2740

Length	75
Width	49

PRODUCT CODES

L2740 - Euro Pull - SAA

Door Furniture & Accessories



45I Rim Cylinder Pull

Finish : Satin anodised aluminium
 Unit Quantity : Single
 Boxed Quantity : 10



L1565

Length	70
Width	42

PRODUCT CODES

L1565 - Rim Pull - SAA



Euro Cylinder Pull

Finish : Polished brass
 Unit Quantity : Single
 Boxed Quantity : 10



L2739

Length	80
Width	50

PRODUCT CODES

L2739 - Euro Pull - PB



Oval Cylinder Pull

Finish : Polished brass
 Unit Quantity : Single
 Boxed Quantity : 10



L32

Length	80
Width	50

PRODUCT CODES

L32 - Oval Pull - PB

Door Furniture & Accessories



875-32 Cylinder Illuminator

Finish : Polished brass or chrome plated
 Unit Quantity : Single
 Boxed Quantity : 10

FEATURES

- Lights up the Rim Cylinder as you approach
- Triggered from approximately 5 metres away
- Light stays on for 8 seconds before switching off
- Fits over existing Rim cylinder



L15336

Length	115
Width	60

PRODUCT CODES

- L15335 - 875-32 Illuminator - PB
- L15336 - 875-62 Illuminator - CH



SC1/50 Cylinder Pull

Finish : Polished brass or satin chrome
 Unit Quantity : Single
 Boxed Quantity : 10



1621

Length	90
Width	55

PRODUCT CODES

- 1621 - SC1/50 Cylinder Pull - PB
- 1624 - ADCI/50 Cylinder Pull - CH
- 1626 - SC1/50 Cylinder Pull - SC



PI10 Rim Cylinder Pull

Finish : Polished brass
 Unit Quantity : Single
 Boxed Quantity : 8



8644

PRODUCT CODES

- 8644 - PI10 Rim Cylinder Pull - PB

Door Furniture & Accessories



5570 Pull - Flush

Finish : Aluminium
Unit Quantity : Single



Length	101.5
Width	51

PRODUCT CODES


4019 - 5570 Pull - Flush - AL

Door Chain/Check



SK Series Door Chain

Finish : Nickel plated & polished brass
Unit Quantity : Single
Boxed Quantity : 6



Length	100
--------	-----


PRODUCT CODES

L19394 - NP Visi
L19393 - PB Visi



SK69 Series Door Chain

Finish : Nickel plated & polished brass
Unit Quantity : Single
Boxed Quantity : 6



PRODUCT CODES

L19396 - NP Visi
L19395 - PB Visi

Door Furniture & Accessories



700 Door Restrictor

Finish : Electro brass
 Unit Quantity : Single
 Boxed Quantity : 10

OPERATION

- Chain is engaged and released by use of push button on the keep
- Chain will automatically restrict door opening when engaged and retracts automatically when released
- The restrictor can only be unlocked when door is in closed position



7315

PRODUCT CODES

7315 - 700-32 Door Restrictor - EB




787 Door Chain

Finish : Electro brass or satin chrome
 Unit Quantity : Single
 Boxed Quantity : 10

FEATURES

- Supplied with fixing screws



L9958

PRODUCT CODES

L9958 - 787-32 Door Chain - EB
 L9959 - 787-52 Door Chain - SC



791 Door Chain

Finish : Electro brass or satin chrome
 Unit Quantity : Single
 Boxed Quantity : 10

FEATURES

- Supplied with fixing screws



L14943

PRODUCT CODES

L14942 - 791-32 Door Chain - EB
 L14943 - 791-52 Door Chain - SC




792 Locking Door Chain

Finish : Chrome plated or polished brass
 Unit Quantity : Single
 Boxed Quantity : 10

FEATURES

- Cylinder lock built into the chain's design
- Allows third party keyholders to gain access if needed
- Ideal for the elderly or people with mobility issues
- Master-keyed product available to special order



L17125

PRODUCT CODES

L17125 - 792 KD Locking Door Chain - CP
 L17123 - 792 KD Locking Door Chain - PB

Door Furniture & Accessories



187SP / 188SP Door Chain

Finish : Electro brass or chrome plated
 Unit Quantity : Single
 Boxed Quantity : 12

FEATURES

- Supplied with fixing screws



L11651

PRODUCT CODES

- L11651 - 187SP Door Chain - EB
- L11652 - 188SP Door Chain - CP



724SP / 725SP Door Chain


Finish : Polished brass or chrome plated
 Unit Quantity : Single
 Boxed Quantity : 12

FEATURES

- Supplied with fixing screws



L11630



PRODUCT CODES

- L11630 - 724SP Door Chain - 102mm - PB
- L11629 - 725SP Door Chain - 102mm - CP



DSC2 Door Check

Finish : Polished brass or chrome plated
 Unit Quantity : Single
 Boxed Quantity : 6

FEATURES

- Supplied with fixing screws
- Dual action restricts door opening and locks the door when in closed position



1872

PRODUCT CODES

- 1872 - DSC2 Door Check - PB
- 1874 - DSC2 Door Check - SC



WS I603W Doorchain & Bolt


Finish : Polished brass
 Unit Quantity : Single
 Boxed Quantity : 5

FEATURES

- Heavy duty chain to resist bolt cropper attack
- Separate deadbolt provides additional security

OPERATION

- The chain end is inserted into the bolt housing and turned to engage the deadbolt facility
- Deadbolt facility operated by a further turn



L5942

PRODUCT CODES

- L5942 - WSM1603W Doorchain & Bolt - PB

Door Furniture & Accessories



WS6 Door Chain

Finish : Polished brass or satin chrome
 Unit Quantity : Single
 Boxed Quantity : 1

FEATURES

- Supplied with fixing screws
- Available in trade packs of 20



PRODUCT CODES

- 437 - WS6 Door Chain -I- PB
- 434 - WS6 Door Chain -I- SC
- L8028 - WS6/TP-20 Door Chain - 20 - PB
- L8029 - WS6/TP-20 Door Chain - 20 - SC

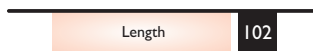



PI040 Door Chain

Finish : Polished brass or satin chrome
 Unit Quantity : Single
 Boxed Quantity : N/A

FEATURES

- Supplied with fixing screws



PRODUCT CODES

- L9356 - PI040 Door Chain - 102mm - PB
- L9357 - PI040 Door Chain - 102mm - SC

Door Stops



Oval Floor Door Stop

Type : Oval floor door stop
 Finish : Chrome plated,
 Polished anodised aluminium
 or Polished brass
 Unit Quantity : Single
 Boxed Quantity : 25




PRODUCT CODES

- AS3707 - Door Stop - CP
- AS4023 - Door Stop - PAA
- AS3706 - Door Stop - PB



Buffer Floor Door Stop

Type : Floor door stop
 Finish : Satin stainless steel
 Unit Quantity : Single
 Boxed Quantity : 10



PRODUCT CODES

- AS4520 - Door Stop - SSS

Door Furniture & Accessories

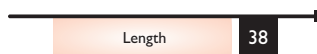


Shield Floor Door Stop

Type : Floor door stop
 Finish : Polished brass
 Unit Quantity : Single
 Boxed Quantity : 10



AS3814



PRODUCT CODES

AS3814 - Door Stop - PB

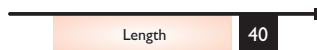


Oval Floor Door Stop

Type : Oval door stop
 Finish : Satin stainless steel
 Unit Quantity : Single
 Boxed Quantity : 10



AS4542



PRODUCT CODES

AS4542 - Door Stop - SSS




DSI3 Shield Floor Door Stop

Type : Floor door stop with shield
 Finish : Satin anodised aluminium
 Unit Quantity : Single
 Boxed Quantity : 20



LI571



PRODUCT CODES

LI571 - DSI3 Door Stop - SAA

Door Furniture & Accessories

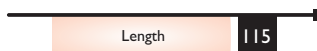


AS7139 Foot Operated Door Holder

Finish : Polished brass and satin chrome
 Unit Quantity : Single
 Boxed Quantity : 10



AS11359



Length 115

PRODUCT CODES

AS11359 - Door Holder - 115mm - PB
 AS11358 - Door Holder - 115mm - SC

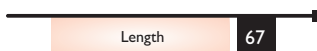


Wall Door Stop - Aluminium

Type : Wall door stop
 Finish : Satin anodised aluminium
 Unit Quantity : Single
 Boxed Quantity : 20



AS4022



Length 67

PRODUCT CODES

AS4022 - Wall Door Stop - SAA

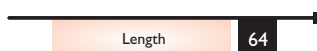


Wall Door Stop with Rose

Type : Wall door stop with rose
 Finish : Polished brass or chrome plated
 Unit Quantity : Single
 Boxed Quantity : 10



AS3704



Length 64

PRODUCT CODES

AS3704 - Wall Door Stop - 64mm - PB
 AS3705 - Wall Door Stop - 64mm - CP

Door Furniture & Accessories



Wall Door Stop

Type : Wall door stop without rose
 Finish : Polished brass
 Unit Quantity : Single
 Boxed Quantity : 10



AS3813

Length 64

PRODUCT CODES

AS3813 - Wall Door Stop - PB



Door Stop - with Rose

Type : Wall door stop with rose
 Finish : Satin stainless steel
 Unit Quantity : Single
 Boxed Quantity : 5



AS4536

Length 75
 Width 16

PRODUCT CODES

AS4536 - Door Stop - SSS



Door Stop

Type : Wall door stop without rose
 Finish : Satin stainless steel
 Unit Quantity : Single
 Boxed Quantity : 10



AS4519

Length 75
 Width 16

PRODUCT CODES

AS4519 - Door Stop - SSS

Door Furniture & Accessories



Door Stop

Type : Wall door stop
 Finish : Satin anodised aluminium
 Unit Quantity : Single
 Boxed Quantity : 20



L4295

Length 76

PRODUCT CODES

L4295 - Door Stop - SAA



Rubber Door Stop

Size : 27mm or 33mm
 Finish : White or black
 Fixing : Screw
 Unit Quantity : Single
 Boxed Quantity : 50

FEATURES

- Solid rubber in white or black



6940

PRODUCT CODES

6936 - Rubber Door Stop - 27mm - White
 6944 - Rubber Door Stop - 27mm - BLK
 6940 - Rubber Door Stop - 33mm - White
 6945 - Rubber Door Stop - 33mm - BLK

Door Viewers



1310 Door Viewer

Finish : Chrome plated or polished brass
 Angle of Vision : 180°
 Unit Quantity : Single
 Boxed Quantity : 10



AS3703

To Fit Doors 30 to 50


PRODUCT CODES

AS3703 - 180° - CP
 AS3702 - 180° - PB



2160 Series 160° Door Viewer

Finish : Nickel plated
 Angle of Vision : 160°
 Body Diameter : 12mm
 Boxed Quantity : 6



L19390

To Fit Doors 35 to 53

PRODUCT CODES

L19390 - NP Visi

Door Furniture & Accessories



2200 Series 220° Door Viewer

Finish : Nickel plated & gold plated
 Angle of Vision : 220°
 Body Diameter : 14mm
 Boxed Quantity : 6



L19391

To Fit Doors 35 to 53

PRODUCT CODES

L19391 - Gold Visi
 L19392 - NP Visi



8V001 Door Viewer

Finish : Chrome plated or gilt
 Angle of Vision : 180°
 Body Diameter : 12mm
 Unit Quantity : Single
 Boxed Quantity : 5



450

To Fit Doors 25 to 59

PRODUCT CODES

450 - 8V001 Door Viewer - GILT
 452 - 8V001 Door Viewer - CP



WS9 Door Viewer

Finish : Chrome plated or gilt
 Angle of Vision : 175°
 Body Diameter : 27mm
 Unit Quantity : Single
 Boxed Quantity : 10



448

To Fit Doors 40 to 95

PRODUCT CODES

448 - WS9 Door Viewer - CP
 L800 - WS9 Door Viewer - GILT

Door Furniture & Accessories



190 Door Viewer

Finish : Chrome plated or polished brass
 Angle of Vision : 120°
 Body Diameter : 12mm
 Unit Quantity : Single
 Boxed Quantity : 10



L14416

To Fit Doors 35 to 54

PRODUCT CODES

L14416 - 190-62 Door Viewer - CP
 L14415 - 190-32 Door Viewer - PB



784 Door Viewer

Finish : Chrome plated or polished brass
 Angle of Vision : 160°
 Body Diameter : 14mm
 Unit Quantity : Single
 Boxed Quantity : 10



L00069

To Fit Doors 35 to 54

PRODUCT CODES

L00069 - 784-62 Door Viewer - CP
 628 - 784-32 Door Viewer - PB



786 Door Viewer

Finish : Chrome plated or polished brass
 Angle of Vision : 120°
 Body Diameter : 12mm
 Unit Quantity : Single
 Boxed Quantity : 10



7370

To Fit Doors 35 to 54

PRODUCT CODES

632 - 786-62 Door Viewer - CP
 7370 - 786-32 Door Viewer - PB

Door Furniture & Accessories



EISI 100 Digital Door Viewer

Finish : Silver
Unit Quantity : Single

FEATURES

- View live images of who is at the door
- Date/time stamp allows you to see when visitors called
- Built in LED for assisted night viewing
- Records image on SD card so you can see who called even when you were out
- 2.4" clear viewing screen provides images up to 10 times bigger than traditional spy holes
- Simple installation, fits almost any door
- Robust, weather resistant metal construction



PRODUCT CODES

LI6551 - EISI 100 Digital DoorViewer - SLV

Escutcheons/Roses



Aluminium Escutcheons

Finish : Satin anodised aluminium
Unit Quantity : Single
Boxed Quantity : 10

FEATURES

- Concealed fixing



PRODUCT CODES

AS4018 - Standard - 50mm
AS4019 - Oval Profile - 50mm
AS4020 - Euro Profile - 50mm

Diameter	50
Depth	10



Concealed Fixing Escutcheon

Finish : Polished brass
Unit Quantity : Single
Boxed Quantity : 50

FEATURES

- Concealed fixing



PRODUCT CODES

AS3804 - Euro - PB
AS3805 - Oval Profile - PB
AS3806 - Mortice - PB

Diameter	50
Depth	10

Door Furniture & Accessories



Front Fix Escutcheon - 32mm

Finish : Polished brass or chrome plated
 Unit Quantity : Single
 Boxed Quantity : 50



Diameter 32

PRODUCT CODES

- AS3720 - Standard - PB
- AS3721 - M42 Covered - PB
- AS3584 - Covered - CP
- AS3809 - Face Fix - PB
- AS3810 - Covered - PB
- AS3583 - Standard - CP



Front Fix Escutcheon - 45mm

Finish : Chrome plated or polished brass
 Unit Quantity : Single
 Boxed Quantity : 20



Diameter 45

PRODUCT CODES

- AS3717 - Standard - PB
- AS3587 - Standard - CP
- AS3714 - Oval Profile - PB
- AS3586 - Oval Profile - CP
- AS3712 - Euro Profile (Visi) - PB
- AS3585 - Euro Profile - CP
- AS3803 - Euro Profile - PB



Georgian - Covered Escutcheon

Type : Covered
 Finish : Polished brass
 Unit Quantity : Single
 Boxed Quantity : 50



Diameter 32

PRODUCT CODES

- AS3807 - Georgian Escutcheon - PB

Door Furniture & Accessories



Georgian - Escutcheon

Type : Face fix
 Finish : Polished brass
 Unit Quantity : Single
 Boxed Quantity : 50



AS3808

Diameter 44

PRODUCT CODES

AS3808 - Georgian Escutcheon - PB



Stainless Steel - Escutcheon

Fixing : Screw
 Finish : Satin stainless steel
 Unit Quantity : Single
 Boxed Quantity : 20

FEATURES

- Concealed fixing
- Grade 304 stainless steel



AS4540

Diameter 50

PRODUCT CODES

AS4515 - Standard - 5mm
 AS4538 - Standard - 10mm
 AS4516 - Oval Profile - 5mm
 AS4539 - Oval Profile - 10mm
 AS4517 - Euro Profile - 5mm
 AS4540 - Euro Profile - 10mm




06012 Escutcheon

Finish : Nickel plated or satin brass
 Unit Quantity : Double
 Boxed Quantity : 50

FEATURES

- In pairs



LI1811

Length 60
 Width 28

PRODUCT CODES

LI1543 - Escutcheons - NP
 LI1811 - 06012 Escutcheons - SB

Door Furniture & Accessories




Escutcheon

Finish : Polished aluminium
 Unit Quantity : Single
 Boxed Quantity : 20

FEATURES

- Concealed fixing



Diameter	50
Depth	6

PRODUCT CODES

A1237 - Oval - PA




Escutcheon

Finish : Satin anodised aluminium
 Unit Quantity : Single
 Boxed Quantity : 50

FEATURES

- Face fixing



Diameter	32
----------	----

PRODUCT CODES

L4362 - Escutcheon - SAA



Euro Escutcheon

Finish : Satin anodised aluminium
 Unit Quantity : Single
 Boxed Quantity : 20

FEATURES

- Concealed fixing



Diameter	50
Depth	6

PRODUCT CODES

A1325 - Euro - SAA

Door Furniture & Accessories




Escutcheon

Finish : Polished aluminium
 Unit Quantity : Single
 Boxed Quantity : 20

FEATURES

- Concealed fixing



Diameter	50
Depth	10

PRODUCT CODES

- L4316 - Standard - PA
- L4317 - Oval - PA
- L4318 - Euro - PA



Euro Escutcheon

Finish : Satin anodised aluminium
 Unit Quantity : Single
 Boxed Quantity : 20

FEATURES

- Concealed fixing



Diameter	50
Thickness	10

PRODUCT CODES

- A1326 - Euro Escutcheon - 50mm - SAA



Covered Escutcheon

Finish : Satin anodised aluminium
 Unit Quantity : Single
 Boxed Quantity : 10

FEATURES

- Covered escutcheons



Diameter	32
----------	----

PRODUCT CODES

- 8694 - Covered - SAA

Door Furniture & Accessories



Escutcheon

Finish : Polished brass
 Unit Quantity : Single
 Boxed Quantity : 10

FEATURES

- Face fixing



992

Length	57
Width	44

PRODUCT CODES

992 - Escutcheon - PB



Budget Lock Escutcheon

Finish : Polished brass or zinc plated
 Unit Quantity : Single
 Boxed Quantity : 50

FEATURES

- Face fixing

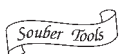


L4769

Length	50
Width	22

PRODUCT CODES

L4769 - Budget Lock Escutcheon - PB
 731 - Budget Lock Escutcheon - ZP




Large Self Adhesive Euro Escutcheon

Finish : Gold anodised, silver anodised or white
 Single
 Unit Quantity : 10
 Boxed Quantity :

FEATURES

- Quick fixing
- No screws required
- Self adhesive



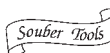
L5967

Length	65
Width	30

PRODUCT CODES

L5968 - Euro - GA
 L5967 - Euro - SA
 L5969 - Euro - WH

Door Furniture & Accessories



UE2 Oval Escutcheons

Finish : Polished brass, satin chrome,
silver anodised or satin stainless
steel
Unit Quantity : Single
Boxed Quantity : 10

FEATURES

- Complete with fixing screws

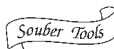


L9571

Length	65
Width	30

PRODUCT CODES

L9135 - Oval - SC
L9570 - Oval - SA
L9572 - Oval - SSS




EE3 Self Adhesive Euro Escutcheon

Finish : Satin stainless steel
Unit Quantity : Single
Boxed Quantity : 10

FEATURES

- Quick fixing
- No screws required
- Self adhesive

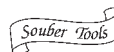


L5970

Length	65
Depth	40

PRODUCT CODES

L5970 - Euro - SSS




UE1 / EE1 / JE2 Self Adhesive Escutcheon

Finish : Chrome plated, polished brass,
satin chrome or satin stainless steel
Unit Quantity : Single
Boxed Quantity : 10

FEATURES

- Quick fixing
- No screws required
- Self adhesive




L5973

Length	65
Width	47

PRODUCT CODES

L5973 - Oval - PB
L5974 - Oval - SC
L5964 - Euro - PB
L5965 - Euro - SC
L5966 - Euro - CP
L5962 - UK - PB
L5963 - UK - SSS

Door Furniture & Accessories




Self Adhesive JE4 Blanking Escutcheon

L9362

Finish : Stainless steel
 Unit Quantity : Double
 Boxed Quantity : 10

FEATURES

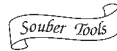
- Quick fixing
- No screws required
- Self adhesive



Length	65
Width	47

PRODUCT CODES

L9362 - Blanking Escutcheon - SS



EE1 / JE2 Screw Fix Escutcheon

L8266

Finish : Chrome plated, polished brass
 or satin chrome
 Unit Quantity : Single
 Boxed Quantity : 10

FEATURES

- Complete with Fixing Screws



Length	65
Width	47

PRODUCT CODES

L8265 - Euro - PB
 L8266 - Euro - SC
 L5536 - UK - PB
 L5537 - UK - CP
 L5538 - UK - SC




Marston Escutcheon

L5025

Finish : Satin stainless steel
 Unit Quantity : Single
 Boxed Quantity : N/A

FEATURES

- Suitable for use with rim or mortice locks
- Concealed fixings



Diameter	32
Projection	5

PRODUCT CODES

L5025 - Marston Escutcheon - SSS

Door Furniture & Accessories



Oval Escutcheon

Finish : Polished and lacquered
 Unit Quantity : Double
 Boxed Quantity : N/A



Length	54
Width	28

PRODUCT CODES

4793 - Oval Escutcheon - PL



3C14E Secure Rose

Type : Euro Rose
 Finish : Polished brass or satin chrome
 Unit Quantity : Single
 Boxed Quantity : 2

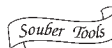
FEATURES

- To suit 3C14



PRODUCT CODES

L6068 - 3C14E Secure Rose - PB
 L6069 - 3C14E Secure Rose - SC



RR1 Repair Rose

Finish : Polished brass or satin chrome
 Unit Quantity : Single
 Boxed Quantity : 10

FEATURES

- Covers enlarged holes
- Enables fitting of standard nightlatches in place of Ingersoll



Diameter	60
Depth	2

PRODUCT CODES

L5971 - RR1 Repair Rose - PB
 L5972 - RR1 Repair Rose - SC

Door Furniture & Accessories




Rim Cylinder Rose

Finish : Nickel plated and polished brass
 Unit Quantity : Single
 Boxed Quantity : N/A

FEATURES

- Solid metal construction, i.e not pressed metal



L6933

PRODUCT CODES

- L6932 - Rim Cylinder Rose - 45mm - PB
- L6933 - Rim Cylinder Rose - 45mm - NP




53043 Secure Rose - Bolt Through

Finish : Polished & lacquered
 or satin chrome
 Unit Quantity : Double
 Boxed Quantity : N/A

FEATURES

- Helps prevent against torque and force attack
- Fixing - 26mm bolt through
- To suit 212441E or 222441E



L5236

Diameter	54
Projection	13

PRODUCT CODES

- L5235 - 53043 Secure Rose - SC
- L5236 - 53043 Secure Rose - PL




53044 Secure Rose - Euro Screw Fixed

Finish : Polished & lacquered
 or satin chrome
 Unit Quantity : Double
 Boxed Quantity : N/A

FEATURES

- Helps prevent against torque and force attack
- Fixing - 26mm bolt through
- To suit 212441E or 222441E



L5238

Diameter	54
Projection	13

PRODUCT CODES

- L5237 - 53044 Secure Rose - SC
- L5238 - 53044 Secure Rose - PL

Door Furniture & Accessories




53045 Secure Rose - Euro Bolt Through

L11259

Finish : Polished and lacquered
or satin chrome
Unit Quantity : Double
Boxed Quantity : N/A

FEATURES

- Helps prevent against torque and force attack
- Bolt through fixings
- For use with architectural 2D2 range (38mm centres)



Diameter	57
Projection	13

PRODUCT CODES

- L11259 - 53045 Secure Rose - PL
- L11260 - 53045 Secure Rose - SC



53036 Screw-In Cylinder Rose

4790

Finish : Satin chrome
Unit Quantity : Single
Boxed Quantity : N/A

FEATURES

- Suitable for use with 2x11 cylinder



Diameter	41.5
Projection	9.5

PRODUCT CODES

- 4790 - Screw-In Cylinder Rose - SC

Finger Protectors

Fingersafe® MK1A Hinge Opening Side

L14587

Finish : White
Unit Quantity : Single
Boxed Quantity : N/A



Length	2000
--------	------


PRODUCT CODES

- L14587 - MK1A Hinge Opening Side - WH

Door Furniture & Accessories

Fingersafe® MK1B Hinge Pin Side

Finish : White
 Unit Quantity : Single
 Boxed Quantity : N/A



L14702

Length	2000
--------	------

PRODUCT CODES

L14702 - MK1B Hinge Pin Side - WH

Letter Boxes

WINDOW WARE UPVC Letter Box with Sleeve - Moulded

Finish : Polished gold, silver or white
 Unit Quantity : Single
 Boxed Quantity : N/A

FEATURES

- Letter box is a robust moulded frame set with internal and external sprung flaps
- The external flap has been designed to be opened to approx 147°, giving a generous and clear access to sleeve aperture
- A secondary internal nylon brush seal has been introduced to reduce air filtration when in use
- Will suit door thickness of 38 - 78mm



L12713

Overall Size	265 x70
Opening Size	216 x38

PRODUCT CODES

L12714 - 250mm - PG
 L12713 - 250mm - SLV
 L12712 - 250mm - WH

WINDOW WARE UPVC Letter Box with Sleeve - Moulded

Finish : Polished gold, silver or white
 Unit Quantity : Single
 Boxed Quantity : N/A

FEATURES

- Letter box is a robust moulded frame set with internal and external sprung flaps
- The external flap has been designed to be opened to approx 147°, giving a generous and clear access to the sleeve aperture
- A secondary internal nylon brush seal has been introduced to reduce air filtration when in use
- Will suit door thickness of 38 - 78mm



L12716

Overall Size	300 x70
Opening Size	254 x38

PRODUCT CODES

L12717 - 300mm - PG
 L12716 - 300mm - SLV
 L12715 - 300mm - WH

Door Furniture & Accessories



UPVC Letter Box with Sleeve - Extruded

Finish : Polished gold, silver or white
 Unit Quantity : Single
 Boxed Quantity : N/A

FEATURES

- The Alpha letter box has a fully extruded aluminium frame set with internal and external sprung flaps
- The external flap has been designed to be opened to approx 147°, giving a generous and clear access to sleeve aperture
- A secondary internal nylon brush seal has been introduced to reduce air filtration when in use
- Will suit door thickness of 38 - 78mm



L12719

Overall Size	300 x70
Opening Size	254 x38

PRODUCT CODES

- L12720 - 300mm - PG
- L12719 - 300mm - SLV
- L12718 - 300mm - WH

Letter Cages



62S Letter Cage - Small

Finish : Chrome, electro brass or white
 Unit Quantity : Single
 Boxed Quantity : N/A



6931

Height	305
Width	228
Depth	127

PRODUCT CODES

- 6925 - 62S - EB
- 6931 - 62S - WH
- L13004 - 62S - CH



62M Letter Cage - Medium

Finish : Chrome, electro brass or white
 Unit Quantity : Single
 Boxed Quantity : N/A



6921

Height	355
Width	255
Depth	153

PRODUCT CODES

- 6921 - 62m - EB
- 6934 - 62m - WH
- L13005 - 62m - CH

Door Furniture & Accessories

62L Letter Cage - Large

Finish : Chrome, electro brass or white
 Unit Quantity : Single
 Boxed Quantity : N/A



L13006

PRODUCT CODES

L13006 - 62L - CH
 L00023 - 62L - EB
 10366 - 62L - WH

Height	457
Width	330
Depth	203

Letter Plates

Ashstead Letter Plate

Finish : Polished brass
 Unit Quantity : Single
 Boxed Quantity : 5

FEATURES

- Gravity flap



AS3826

PRODUCT CODES

AS3826 - Letter Plate - PB

Overall Size	279 x76
Opening Size	215 x42
Bolt Centres	250

Georgian Letter Plate

Finish : Polished brass
 Unit Quantity : Single
 Boxed Quantity : 5



AS3556

PRODUCT CODES

AS3556 - Letter plate - PB

Overall Size	254 x75
Opening Size	174 x45

Door Furniture & Accessories



Victorian Letter Plate

Finish : Chrome plated or polished brass
 Unit Quantity : Single
 Boxed Quantity : 5



AS3506

PRODUCT CODES

AS3506 - 254mm - PB
 AS3580 - 254mm - CP
 AS3827 - 276mm - PB
 AS3505 - 305mm - PB
 AS3558 - 305mm - CP

AS3506 AS3580 AS3827 AS3505 AS3558

Overall Size	254 x76	254 x76	276 x94	305 x102	305 x102
Opening Size	190 x43	190 x43	210 x51	248 x50	248 x50
Bolt Centres	220	220	241	278	278



Victorian Letter Plate with Knocker

Finish : Polished brass
 Unit Quantity : Single
 Boxed Quantity : 5



AS3831

PRODUCT CODES

AS3831 - Letter Plate - PB

Overall Size	254 x76
Opening Size	195 x45
Bolt Centres	238



Stainless Steel Letter Plate

Finish : Satin stainless steel
 Unit Quantity : Single
 Boxed Quantity : N/A



AS4535

PRODUCT CODES

AS4535 - Letter plate - SSS

Overall Size	300 x102
Opening Size	248 x50
Bolt Centres	278

Door Furniture & Accessories



Letter Plate

Finish : Satin anodised aluminium
 Unit Quantity : Single
 Boxed Quantity : 10



L1566

	L1566	L4286
Overall Size	254 x75	305 x100

PRODUCT CODES

L1566 - 254mm - SAA
 L4286 - 305mm - SAA



Letter Plate

Finish : Satin anodised aluminium
 Unit Quantity : Single
 Boxed Quantity : 5

FEATURES

- Face fixing



L1567

	L1567	L4285
Overall Size	250 x75	300 x75

PRODUCT CODES

L1567 - Letter Plate - 250mm - SAA
 L4285 - Letter Plate - 300mm - SAA



Security Letter Cowl SFC

Finish : White
 Unit Quantity : Single
 Boxed Quantity : 5

FEATURES

- Strong steel construction
- Fits over the letterbox aperture
- Minimises the possibility of manipulating internal door handles and lock snibs
- Prevents viewing through the letter box



L10906

Length	330
Width	95
Depth	70

PRODUCT CODES

L10906 - Security Letter Cowl - WH

Door Furniture & Accessories



5621 Letter Plate

3900

Finish : Anodised silver
 Unit Quantity : Single
 Boxed Quantity : 10

FEATURES

- Gravity flap
- Suits wooden doors 35mm - 60mm thick
- Supplied with bolt through fixings



Overall Size	268 x76
--------------	------------

PRODUCT CODES

3900 - 5621 Letter Plate - AS



5622 Letter Plate with Knocker

8062

Finish : Anodised silver
 Unit Quantity : Single
 Boxed Quantity : 10

FEATURES

- Suits wooden doors 35mm - 60mm thick
- Supplied with bolt through fixings



Overall Size	268 x76
Opening Size	225 x50
Bolt Centres	238

PRODUCT CODES

8062 - 5622 Plate with Knocker - AS



5651 Letter Plate

3910

Finish : Anodised silver
 Unit Quantity : Single
 Boxed Quantity : N/A

FEATURES

- Gravity flap
- Suits wooden doors 35mm - 60mm thick
- Supplied with bolt through fixings



Overall Size	330 x76
--------------	------------

PRODUCT CODES

3910 - 5651 Letter Plate - AS

Door Furniture & Accessories



6K10 Letter Plate

Finish : Anodised silver
 Unit Quantity : Single
 Boxed Quantity : 5

FEATURES

- Spring flap
- Formally "Wellington" range



Overall Size	257 x80
Opening Size	203 x45
Bolt Centres	240

PRODUCT CODES

1810 - 6K10 Letter plates - AS



6K12 Letter Plate

Finish : Anodised silver
 Unit Quantity : Single
 Boxed Quantity : 5

FEATURES

- Spring flap
- Formally "Wellington" range



Overall Size	318 x79
Opening Size	254 x38
Bolt Centres	300

PRODUCT CODES

1816 - 6K12 Letter plates - AS

Door Tidy



Door Tidy

Fixing : Screw
 Finish : Polished brass
 Unit Quantity : Single
 Boxed Quantity : 5



Overall Size	280 x76
--------------	------------

PRODUCT CODES

AS3832 - Door Tidy - PB

Door Furniture & Accessories



Victorian Door Tidy

Fixing : Screw
 Finish : Chrome plated or polished brass
 Unit Quantity : Single
 Boxed Quantity : 5



AS3722

Overall Size 280 x 76

PRODUCT CODES

AS3581 - Victorian Door Tidy - CP
 AS3722 - Victorian Door Tidy - PB



5649 Door Tidy

Finish : Silver enamelled
 Unit Quantity : Single
 Boxed Quantity : N/A



3705

PRODUCT CODES

3705 - 5649 Door Tidy - SE

Miscellaneous



Bolt Through Fixing Pack

Finish : Nickel plated
 Unit Quantity : Single
 Boxed Quantity : 1

FEATURES

- For use with Asec bolt through furniture



AS3690

PRODUCT CODES

AS3690 - Bolt Through Fixing Pack - NP

Door Furniture & Accessories



I 144-F Euro Furniture Fixings

Finish : Satin anodised aluminium
 Unit Quantity : Single
 Boxed Quantity : 10

FEATURES

- For use with Union Eagle Furniture



L13641

PRODUCT CODES

L13641 - Euro Fixings - SAA



AS-AA33 Thumbturn

Finish : Polished brass
 Unit Quantity : Single
 Boxed Quantity : 10

FEATURES

- For use with mortice rack bolt



AS4551

PRODUCT CODES

AS4551 - AS-AA33 Thumbturn - PB




0533 Oval Knob Turn

Size : 5mm spindle
 Finish : Polished brass
 Unit Quantity : Single
 Boxed Quantity : N/A

FEATURES

- For use with mortice rack bolt



L10058

PRODUCT CODES

L10058 - 0533 Oval Knob Turn - PB

Spindle Size

5

Door Furniture & Accessories

Legge® 14 Turn

Size : 5mm spindle
 Finish : Polished brass or
 satin chrome plated
 Unit Quantity : Single
 Boxed Quantity : 10



7922

PRODUCT CODES

7922 - 14 Turn - PB
 7921 - 14 Turn - SCP



5203 Knob Turn

Finish : Chrome plated, polished brass
 or satin chrome
 Unit Quantity : Single
 Boxed Quantity : 10

FEATURES

- 7.6mm square spindle
- For use with Union 2332 nightlatch



L12498

PRODUCT CODES

L12498 - 5203 Knob Turn - CP
 4026 - 5203 Knob Turn - PB
 4028 - 5203 Knob Turn - SC

Diameter	44.5
Projection	20



Victorian Door Knocker

Type : Door knocker
 Finish : Polished brass
 Unit Quantity : Single
 Boxed Quantity : 1



AS3825

PRODUCT CODES

AS3825 - Door Knocker - PB

Size	200
------	-----

Door Furniture & Accessories



Georgian Bell Push

Type : Georgian
Finish : Polished brass
Unit Quantity : Single
Boxed Quantity : 20



AS3750

Size 76 x25

PRODUCT CODES

AS3750 - Bell Push - PB



Victorian Bell Push

Type : Victorian
Finish : Polished brass
Unit Quantity : Single
Boxed Quantity : 20



AS3751

Size 76 x25

PRODUCT CODES

AS3751 - Bell Push - PB



5858 Clockwork Imperial Bell

Type : Clockwork bell
Finish : White
Unit Quantity : Single
Boxed Quantity : 1



9214

Size 200

PRODUCT CODES

9214 - 5858 Imperial Bell - WH

Door Furniture & Accessories



Toilet Roll Holder

Finish : Satin anodised aluminium
Unit Quantity : Single
Boxed Quantity : 10

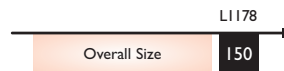


PRODUCT CODES

L4377 - Toilet Roll Holder - SAA

A Perry AS89I Hotbed Handle

Finish : Epoxy black
Unit Quantity : Single
Boxed Quantity : 25



PRODUCT CODES

LI178 - Hotbed Handle - BLK

Door Furniture & Accessories

Numerals & Signs



Letters

Fixing : Screw
 Finish : Polished brass or chrome plated
 Unit Quantity : Single
 Boxed Quantity : N/A



Size 50

PRODUCT CODES

CHROME PLATED

- AS3574 - Letter "A" - CP
- AS3575 - Letter "B" - CP
- AS3576 - Letter "C" - CP
- AS3577 - Letter "D" - CP

POLISHED BRASS

- AS3570 - Letter "A" - PB
- AS3571 - Letter "B" - PB
- AS3572 - Letter "C" - PB
- AS3573 - Letter "D" - PB



Numerals

Fixing : Screw
 Finish : Polished brass or chrome plated
 Unit Quantity : Single
 Boxed Quantity : 10



Size 76

PRODUCT CODES

CHROME PLATED

- AS3560 - Numeral "0"
- AS3561 - Numeral "1"
- AS3562 - Numeral "2"
- AS3563 - Numeral "3"
- AS3564 - Numeral "4"
- AS3565 - Numeral "5"
- AS3566 - Numeral "6"
- AS3567 - Numeral "7"
- AS3568 - Numeral "8"
- AS3569 - Numeral "9"

POLISHED BRASS

- AS3510 - Numeral "0"
- AS3511 - Numeral "1"
- AS3512 - Numeral "2"
- AS3513 - Numeral "3"
- AS3514 - Numeral "4"
- AS3515 - Numeral "5"
- AS3516 - Numeral "6"
- AS3517 - Numeral "7"
- AS3518 - Numeral "8"
- AS3519 - Numeral "9"

Door Furniture & Accessories

Mandatory Signs

Fire Action & First Aid



AS4646
200 x 300mm - PVC



AS4647
200 x 300mm - PVC



AS4698
200 x 300mm - PVC

All signs are self adhesive

Safe Practice & Procedure



AS4736
200 x 50mm - PVC

All signs are self adhesive

Fire Door & Access



AS4649
300 x 200mm - PVC



AS4644
200 x 300mm - PVC



AS4654
200 x 300mm - PVC



2 per sheet
AS4642
300 x 200mm - PVC



6 per sheet
AS4643
200 x 300mm - PVC



2 per sheet
AS4640
300 x 200mm - PVC



6 per sheet
AS4641
200 x 300mm - PVC



AS4650
200 x 300mm - PVC



6 per sheet
AS4655
200 x 300mm - PVC



2 per sheet
AS4645
300 x 200mm - PVC



AS4658
200 x 300mm - PVC



2 per sheet
AS4659
300 x 200mm - PVC



AS4738
200 x 50mm - PVC



AS4651
200 x 300mm - PVC

All signs are self adhesive

Door Furniture & Accessories

Mandatory Signs

Fire Door & Access



AS4766
400 x 600mm - PVC



6 per sheet
AS4657
200 x 300mm - PVC



2 per sheet
AS4652
300 x 200mm - PVC



6 per sheet
AS4653
200 x 300mm - PVC



AS4737
200 x 50mm - PVC



6 per sheet
AS4660
200 x 300mm - PVC



AS4739
200 x 50mm - PVC



2 per sheet
AS4656
300 x 200mm - PVC

All signs are self adhesive

Personal Protective Equipment



AS4636
200 x 300mm - PVC



AS4637
200 x 300mm - PVC



2 per sheet
AS4638
300 x 200mm - PVC



2 per sheet
AS4639
300 x 200mm - PVC

All signs are self adhesive

Taktyle (Braille)



AS4714
150 x 150mm - Blue/White



AS4713
150 x 150mm - Blue/White



AS4712
150 x 150mm - Blue/White



AS4715
150 x 150mm - Blue/White

All signs are self adhesive

Door Furniture & Accessories

Metal Strip Signs

Chrome Effect



AS4761
200 x 50mm - CP



AS4758
200 x 50mm - CP



AS4748
200 x 50mm - CP



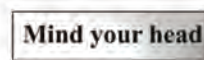
AS4747
200 x 50mm - CP



AS4754
200 x 50mm - CP



AS4762
200 x 50mm - CP



AS4765
200 x 50mm - CP



AS4760
200 x 50mm - CP



AS4759
200 x 50mm - CP



AS4746
200 x 50mm - CP



AS4750
200 x 50mm - CP



AS4757
200 x 50mm - CP



AS4755
200 x 50mm - CP



AS4752
200 x 50mm - CP



AS4764
200 x 50mm - CP



AS4763
200 x 50mm - CP



AS4751
200 x 50mm - CP



AS4753
200 x 50mm - CP



AS4756
200 x 50mm - CP



AS4749
200 x 50mm - CP

Black text/graphic on a polished chrome effect material. Please note this material is not recommended for exterior use.

All signs are self adhesive

Door Furniture & Accessories

Metal Strip Signs

Polished Gold Effect



AS4731
200 x 50mm - Gold



AS4728
200 x 50mm - Gold



AS4718
200 x 50mm - Gold



AS4717
200 x 50mm - Gold



AS4724
200 x 50mm - Gold



AS4732
200 x 50mm - Gold



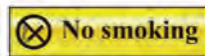
AS4735
200 x 50mm - Gold



AS4730
200 x 50mm - Gold



AS4729
200 x 50mm - Gold



AS4716
200 x 50mm - Gold



AS4720
200 x 50mm - Gold



AS4727
200 x 50mm - Gold



AS4725
200 x 50mm - Gold



AS4722
200 x 50mm - Gold



AS4733
200 x 50mm - Gold



AS4734
200 x 50mm - Gold



AS4721
200 x 50mm - Gold



AS4723
200 x 50mm - Gold



AS4726
200 x 50mm - Gold



AS4719
200 x 50mm - Gold

Black text/graphic on a polished chrome effect material. Please note this material is not recommended for exterior use.

All signs are self adhesive

Door Furniture & Accessories

Fire Safety & Safe Condition

Fire Equipment



2 per sheet

AS4688
300 x 200mm - PVC



AS4687
200 x 300mm - PVC



6 per sheet
AS4689
200 x 300mm - PVC



AS4685
200 x 300mm - PVC



AS4686
200 x 300mm - PVC



AS4684
200 x 300mm - PVC



AS4683
200 x 300mm - PVC

All signs are self adhesive

Fire Exit & Directions



AS4697
200 x 300mm - PVC



AS4690
300 x 200mm - PVC



AS4692
300 x 200mm - PVC



AS4691
300 x 200mm - PVC



AS4696
300 x 200mm - PVC



AS4693
300 x 200mm - PVC



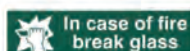
AS4769
600 x 400mm - PVC



AS4770
600 x 400mm - PVC



AS4695
200 x 300mm - PVC



AS4745
200 x 50mm - PVC



AS4694
200 x 300mm - PVC

All signs are self adhesive

Door Furniture & Accessories

Fire Safety & Safe Condition

Photoluminescent



AS4648
200 x 300mm - PHO



AS4703
300 x 200mm - PHO



AS4705
300 x 200mm - PHO



AS4704
300 x 200mm - PHO



AS4701
200 x 300mm - PHO



AS4702
200 x 300mm - PHO



AS4700
200 x 300mm - PHO



AS4699
200 x 300mm - PHO



AS4707
200 x 300mm - PHO



AS4706
300 x 200mm - PHO

Safety Posters



AS4773
420 x 594mm - PVC



AS4772
800 x 600mm - White

These posters are not self adhesive

General



AS4708
300 x 200mm - PVC



AS4744
200 x 50mm - PVC



AS4711
300 x 200mm - PVC




AS4771
600 x 400mm - PVC

All signs are self adhesive

Door Furniture & Accessories


Hazard Warning

Electrical




2 per sheet

AS4674
300 x 200mm - PVC



2 per sheet

AS4675
300 x 200mm - PVC



2 per sheet

AS4673
300 x 200mm - PVC



AS4670
200 x 300mm - PVC



AS4743
200 x 50mm - PVC



AS4671
200 x 300mm - PVC



6 per sheet

AS4676
200 x 300mm - PVC

All signs are self adhesive

Other



AS4679
200 x 300mm - PVC



4 per sheet

AS4682
200 x 300mm - PVC



AS4677
200 x 300mm - PVC



AS4681
200 x 300mm - PVC



AS4709
200 x 300mm - PVC



AS4680
200 x 300mm - PVC



AS4678
200 x 300mm - PVC

All signs are self adhesive

Door Furniture & Accessories

No Smoking & Prohibition

No Smoking



AS4661
200 x 300mm - PVC



AS4767
400 x 600mm - PVC



AS4740
200 x 50mm - PVC



AS4664
200 x 300mm - PVC



AS4662
200 x 300mm - PVC



AS4663
200 x 300mm - PVC

All signs are self adhesive

Prohibition



AS4668
200 x 300mm - PVC



AS4667
300 x 200mm - Gold
2 per sheet



AS4665
200 x 300mm - PVC



AS4742
200 x 50mm - PVC



AS4666
200 x 300mm - PVC



AS4741
200 x 50mm - PVC



AS4669
200 x 300mm - PVC
2 per sheet



AS4768
400 x 600mm - PVC



AS4710
200 x 300mm - PVC

All signs are self adhesive

Door Furniture & Accessories

Letters & Numbers

Chrome Effect



AS4562
75 - CP



AS4560
75 - CP



AS4564
75 - CP



AS4566
75 - CP



AS4568
75 - CP



AS4570
75 - CP



AS4572
75 - CP



AS4574
75 - CP



AS4576
75 - CP



AS4578
75 - CP



AS4580
75 - CP



AS4582
75 - CP



AS4584
75 - CP



AS4586
75 - CP



AS4588
75 - CP



AS4590
75 - CP



AS4592
75 - CP



AS4594
75 - CP



AS4596
75 - CP

All signs are self adhesive

Door Furniture & Accessories

Letters & Numbers

Chrome Effect



AS4598
75 - CP



AS4600
75 - CP



AS4602
75 - CP



AS4604
75 - CP



AS4606
75 - CP



AS4608
75 - CP



AS4610
75 - CP



AS4612
75 - CP



AS4614
75 - CP



AS4616
75 - CP



AS4618
75 - CP



AS4620
75 - CP



AS4622
75 - CP



AS4624
75 - CP



AS4626
75 - CP



AS4628
75 - CP



AS4630
75 - CP



AS4632
75 - CP



AS4634
75 - CP

All signs are self adhesive

Door Furniture & Accessories

Letters & Numbers

Polished Gold Effect



AS4563
75 - PB



AS4561
75 - PB



AS4565
75 - PB



AS4567
75 - PB



AS4569
75 - PB



AS4571
75 - PB



AS4573
75 - PB



AS4575
75 - PB



AS4577
75 - PB



AS4579
75 - PB



AS4581
75 - PB



AS4583
75 - PB



AS4585
75 - PB



AS4587
75 - PB



AS4589
75 - PB



AS4591
75 - PB



AS4593
75 - PB



AS4595
75 - PB



AS4597
75 - PB

All signs are self adhesive

Door Furniture & Accessories

Letters & Numbers

Polished Gold Effect



AS4599
75 - PB



AS4601
75 - PB



AS4603
75 - PB



AS4605
75 - PB



AS4607
75 - PB



AS4609
75 - PB



AS4611
75 - PB



AS4613
75 - PB



AS4615
75 - PB



AS617
75 - PB



AS4619
75 - PB



AS4621
75 - PB



AS4623
75 - PB



AS4625
75 - PB



AS4627
75 - PB



AS4629
75 - PB



AS4631
75 - PB



AS4633
75 - PB



AS4635
75 - PB

All signs are self adhesive.

Door Furniture & Accessories

Allendor
Products
Limited

Signs

Finish : White on blue
Unit Quantity : Single
Boxed Quantity : 10

FEATURES

- White plastic square with white letters on blue circle
- Self adhesive



Size 100 x100

PRODUCT CODES

3034 - Fire oor keep locked



Signs

Fixing : Screw
Finish : Aluminium or satin stainless steel
Unit Quantity : Single
Boxed Quantity : 20



Size 76

PRODUCT CODES

AS4032 - Male - SAA
AS4529 - Male - SSS
AS4033 - Female - SAA
AS4530 - Female - SSS
AS4034 - Unisex - SAA
AS4035 - Disabled - SAA
AS4532 - Disabled - SSS
AS4036 - Fire Door Keep Shut - SAA
AS4533 - Fire Door Keep Shut - SSS
AS4037 - Fire Door Keep Locked - SAA
AS4534 - Fire Door Keep Locked - SSS



Unisex Sign

Finish : Satin stainless steel
Unit Quantity : Single
Boxed Quantity : N/A



Size 76

PRODUCT CODES

AS4531 - Unisex Sign - SSS

AVAILABLE BY SPECIAL ORDER

- Shower
- WC
- Baby Change

Door Furniture & Accessories

Spindles

Legge® 715 Spindle - Taylors

Unit Quantity : Single
 Boxed Quantity : 50



8204

PRODUCT CODES
 8204 - Spindle

dortrend Spindles

Type : Plain
 Finish : Self colour
 Unit Quantity : Single
 Boxed Quantity : N/A



7514

PRODUCT CODES
 7514 - Spindle Plain - 82mm
 2386 - Spindle Plain - 140mm

	7514	2386
Overall Size	82	140

dortrend YGCSP Split Spindle

Type : Plain
 Finish : Zinc Plated
 Unit Quantity : Single
 Boxed Quantity : N/A



L10786

PRODUCT CODES
 L10786 - Split Spindle - ZP

Diameter	93
----------	----

Door Furniture & Accessories

Handles



4100 Flush Handle Set

Finish : Satin anodised aluminium
Unit Quantity : Single

FEATURES

- For use with MS® 1848 Deadlock
- For use on aluminium and steel doors
- Simple vertical slide button throws or retracts deadlock bolt



L17448

Width	31.2
Length	223
Backset	15.9 -32.5

PRODUCT CODES

- L17448 - No Cylinder
- L17449 - With Cylinder



4561 Cam & Handle

Finish : Satin anodised aluminium
Unit Quantity : Single
Boxed Quantity : N/A

FEATURES

- For use with 4700 series (excluding 4750 and MS1890 latch/deadlock)
- 6.35mm spindle
- Not intended to be used as a door pull
- Supplied with cam



4697

Handle	95
Backplate	102 x34

PRODUCT CODES

- 4697 - 4561 Handle and Cam - SAA

4565 Cam & Handle

Finish : Satin anodised aluminium
Unit Quantity : Single
Boxed Quantity : N/A

FEATURES

- Supplied with cam
- 6.35mm spindle
- Not intended to be used as a door pull



4702

Backplate	102 x34
-----------	------------

PRODUCT CODES

- 4702 - 4565 Handle and Cam - SAA

Door Furniture & Accessories



4568 Cam & Handle - (for 4700)

Finish : Satin anodised aluminium
 Unit Quantity : Single
 Boxed Quantity : N/A

FEATURES

- Supplied with cam
- 6.35mm spindle
- Not intended to be used as a door pull



Backplate 100 x39

PRODUCT CODES

L10341 - 4568 Handle and Cam - SAA



4568 Cam Handle (for MS1890)

Finish : Satin anodised aluminium
 Unit Quantity : Single
 Boxed Quantity : N/A

FEATURES

- For MS1890 spindle - 22mm



Backplate 100 x34

PRODUCT CODES

4693 - 4568 Handle and Cam - SAA

A Perry AS246 Chest Handles

Finish : Epoxy black
 Unit Quantity : Pair
 Boxed Quantity : 5



Size 100

PRODUCT CODES

L1175 - Chest Handles - BLK

Door Furniture & Accessories



502 D Cupboard Handles

Type : D Handles
 Fixing : Bolt
 Finish : Satin anodised aluminium
 Unit Quantity : Single
 Boxed Quantity : 10



L4300

	L4300	L4301
Length	100	150
Diameter	10	10

PRODUCT CODES

L4300 - D Handles - 100mm - SAA
 L4301 - D Handles - 150mm - SAA



D Cupboard Handles

Type : D Handles
 Fixing : Bolt
 Finish : Satin anodised aluminium
 Unit Quantity : Single
 Boxed Quantity : 50



AS4026

	AS4026	AS4027
Length	100	150
Diameter	6	6

PRODUCT CODES

AS4026 - D Handles - 100mm - SAA
 AS4027 - D Handles - 150mm - SAA



Pull Handle - Back to Back

Type : Back to back
 Finish : Satin stainless steel
 Unit Quantity : Pair
 Boxed Quantity : N/A



AS4508

	AS4506	AS4507	AS4508	AS4549
Length	150	225	300	400
Diameter	19	19	19	19

PRODUCT CODES

AS4506 - Pull Handle - 150mm - SSS
 AS4507 - Pull Handle - 225mm - SSS
 AS4508 - Pull Handle - 300mm - SSS
 AS4549 - Pull Handle - 400mm - SSS

Door Furniture & Accessories



Pull Handle - Bolt Fix

Type : Bolt fix
 Finish : Polished anodised aluminium or satin stainless steel
 Unit Quantity : Single
 Boxed Quantity : N/A



AS4505

	AS4006	AS4007	AS4008	AS4503
Length	150	225	300	150
Diameter	19	19	19	19

	AS4504	AS4505	AS4548
Length	225	300	400
Diameter	19	19	19

PRODUCT CODES

- AS4006 - Pull Handle - 150mm - PAA
- AS4007 - Pull Handle - 225mm - PAA
- AS4008 - Pull Handle - 300mm - PAA
- AS4503 - Pull Handle - 150mm - SSS
- AS4504 - Pull Handle - 225mm - SSS
- AS4505 - Pull Handle - 300mm - SSS



Pull Handle - Bolt Fix

Type : Bolt fix
 Finish : Satin stainless steel
 Unit Quantity : Single
 Boxed Quantity : N/A



AS4550

Length	238
Diameter	19


PRODUCT CODES

- AS4550 - Handle - 238mm - SSS



20RBT2 Pull Handle - Bolt Fix

Type : Bolt fix
 Finish : Satin anodised aluminium
 Unit Quantity : Single
 Boxed Quantity : N/A



L8654

	L8654	L8656	L8655
Length	150	225	300
Diameter	20	20	20

PRODUCT CODES


- L8654 - Pull Handle - 150mm - SAA
- L8656 - Pull Handle - 225mm - SAA
- L8655 - Pull Handle - 300mm - SAA

Door Furniture & Accessories



Pull Handle - Round Rose

Type : Pull handle with roses
 Fixing : Bolt fix
 Finish : Stainless steel
 Unit Quantity : Single
 Boxed Quantity : N/A



AS4511

	AS4509	AS4510	AS4511
Length	150	225	300
Diameter	19	19	19

PRODUCT CODES

- AS4509 - Pull Handle - 150mm - SS
- AS4510 - Pull Handle - 225mm - SS
- AS4511 - Pull Handle - 300mm - SS



Pull Handle - Round Rose

Type : Pull handle with roses
 Fixing : Bolt fix
 Finish : Polished brass or polished anodised aluminium
 Unit Quantity : Single
 Boxed Quantity : 2



AS4014

	AS4012	AS4031	AS4014	AS3835
Length	150	225	300	225
Diameter	19	19	19	19

PRODUCT CODES

- AS4012 - Pull Handle - 150mm - PAA
- AS4013 - Pull Handle - 225mm - PAA
- AS4014 - Pull Handle - 300mm - PAA
- AS3835 - Pull Handle - 225mm - PB



Pull Handle - Round Rose

Type : Pull handle with roses
 Fixing : Bolt
 Finish : Satin anodised aluminium
 Unit Quantity : Single
 Boxed Quantity : 10



L4303

	L4303	L4304	L4305
Length	150	225	300
Diameter	20	20	20

PRODUCT CODES

- L4303 - 20RCR2 Pull Handle - 150mm - SAA
- L4304 - 20RCR3 Pull Handle - 225mm - SAA
- L4305 - 20RCR4 Pull Handle - 300mm - SAA

Door Furniture & Accessories



Pull Handle on Plate - 63mm

Type : Pull handle on plate
 Fixing : Screw
 Finish : Polished anodised aluminium
 Unit Quantity : Pair
 Boxed Quantity : 2



AS4015

Plate Length	300
Plate Width	63
Handle Length	225
Handle Width	19

PRODUCT CODES

AS4015 - Pull Handle on plate
 - 300mm - PAA



Pull Handle on Plate - 75mm

Type : Pull handle on plate
 Fixing : Screw
 Finish : Satin stainless steel
 Unit Quantity : Single
 Boxed Quantity : 2



AS4512

FEATURES

- Grade 304 stainless steel

Plate Length	300
Plate Width	75
Handle Length	225
Handle Width	19

PRODUCT CODES

AS4512 - Pull Handle on plate
 - 300mm - SSS



Cranked Pull Handle - Front Fix

Type : Cranked pull handles
 Fixing : Screw
 Finish : Polished brass
 Unit Quantity : Single
 Boxed Quantity : N/A



AS3836

	AS3836	AS3837
Length	225	300

PRODUCT CODES


AS3836 - Pull handle - 225mm - PB
 AS3837 - Pull handle - 300mm - PB

Door Furniture & Accessories



Georgian Pull Handle - Front Fix

Type : Georgian bow handles
 Fixing : Screw
 Finish : Polished brass
 Unit Quantity : Single
 Boxed Quantity : 5



AS3838

Size 175

PRODUCT CODES

AS3838 - Georgian Pull handle - PB



Cranked Pull Handle - Front Fix

Type : Cranked
 Fixing : Screw
 Finish : Satin anodised aluminium
 Unit Quantity : Single
 Boxed Quantity : 10

FEATURES

- Cast aluminium handle



L1568

L1568 L1569
 Overall Size 225 305

PRODUCT CODES

L1568 - Pull handle - 225mm - SAA
 L1569 - Pull handle - 305mm - SAA



Pull Handle - Front Fix

Type : Bow handles
 Fixing : Screw
 Finish : Satin anodised aluminium
 Unit Quantity : Single
 Boxed Quantity : 20



L4298

L4298 L4299
 Overall Size 150 180

PRODUCT CODES

L4298 - Pull handle - 150mm - SAA
 L4299 - Pull handle - 180mm - SAA

Door Furniture & Accessories

Knob - Centre



Georgian Centre Knob

Type : Centre door knob
 Fixing : Bolt
 Finish : Polished brass
 Unit Quantity : Single
 Boxed Quantity : N/A



AS3555

Rose Diameter 60

PRODUCT CODES

AS3555 - Georgian Door Knob (Visi) - PB
 AS3797 - Georgian Door (Boxed) - PB



Georgian Centre Knob

Type : Centre door knob
 Fixing : Bolt
 Finish : Polished brass
 Unit Quantity : Single
 Boxed Quantity : N/A



AS3554

Rose Diameter 60

PRODUCT CODES

AS3554 - Georgian Door Knob - PB



Victorian Centre Knob - 57mm

Type : Centre door knob
 Fixing : Screw
 Finish : Polished brass
 Spindle Size : 8mm
 Unit Quantity : Single
 Boxed Quantity : 5



AS3801

Rose Diameter 57

PRODUCT CODES

AS3800 - Mortice Knob Oval - PB
 AS3801 - Mortice Knob Mushroom - PB
 AS3802 - Mortice Knob Ball - PB

Door Furniture & Accessories



Victorian Centre Knob - 62mm

Type : Centre knob mushroom mortice patt
 Fixing : Screw
 Finish : Polished brass or chrome plated
 Spindle size : 8mm
 Unit Quantity : Single
 Boxed Quantity : 5



AS3546

Rose Diameter

62

PRODUCT CODES

AS3546 - Victorian Door Knob - PB
 AS3547 - Victorian Door Knob - CP



Victorian Scroll Centre Knob

Type : Centre door knob
 Fixing : Bolt
 Finish : Polished brass
 Unit Quantity : Single
 Boxed Quantity : N/A



AS3504

Rose Diameter

80

PRODUCT CODES

AS3504 - Victorian Scroll
 Door Furniture - PB

Knob - Plate



Georgian Knob Furniture

Type : Knob on lock plate
 Fixing : Screw
 Finish : Polished brass
 Spindle Size : 8mm
 Unit Quantity : Single
 Boxed Quantity : 2



AS3798

Backplate Size

152x
51

PRODUCT CODES

AS3798 - Knob on Lock Plate - PB

Door Furniture & Accessories



Georgian Knob Furniture

Type : Knob on latch plate
 Fixing : Screw
 Finish : Polished brass
 Spindle Size : 8mm
 Unit Quantity : Single
 Boxed Quantity : 2



AS3799

Backplate Size 110

PRODUCT CODES

AS3799 - Knob on Latch Plate - PB


Knob - Turn

Legge® 472 Knob Turn

Type : Knob turn
 Fixing : Screw - Front fix
 Finish : Polished brass
 Unit Quantity : Pair
 Boxed Quantity : 10

FEATURES

- Boxed



1171

Rose Diameter 1171 1206
 51 57

PRODUCT CODES


1171 - 472 Knob Latch Plate
 - 51mm - PB
 1206 - 472 Knob Latch Plate
 - 57mm - PB

Legge® P472 Knob Turn

Type : Knob turn
 Fixing : Screw - Front fix
 Finish : Polished brass
 Unit Quantity : Pair
 Boxed Quantity : 1

FEATURES

- Visi Packed



L3250

Rose Diameter 51

PRODUCT CODES

L3250 - P472 Knob Turn - PB

Door Furniture & Accessories

Legge® P626 Knob Turn - Oval

Type : Knob turn oval
 Fixing : Screw - Front fix
 Finish : Polished brass
 Unit Quantity : Pair
 Boxed Quantity : 1



PRODUCT CODES

1223 - P626 Knob Turn Oval - PB

Cupboard Knob



Cupboard Knob

Fixing : Bolt
 Finish : Satin anodised aluminium
 Unit Quantity : Single
 Boxed Quantity : 25



PRODUCT CODES

AS4039 - Cupboard Knob - 32mm - SAA
 AS4029 - Cupboard Knob - 38mm - SAA

	AS4039	AS4029
Size	32	38

Knob Sets



Privacy Knobset

Knob function : Push button and emergency release
 Knob Finish : Electro brass or satin chrome or chrome plated
 Unit Quantity : Single
 Boxed Quantity : 6

FEATURES

- For bathroom and bedroom use
- Locks from the inside with emergency release on the outside



PRODUCT CODES

L12906 - Privacy Knobset - EB
 L12907 - Privacy Knobset - SC
 L14846 - Passage Knobset - CP

Projection	71
Backset	60/ 70
Knob Diameter	50
Rose Diameter	67
Forend Length	57
Forend Width	25

Door Furniture & Accessories



Entrance Knobset

Knob function : Key and turn
 Finish : Chrome plated, electro brass or satin chrome
 Mechanism : 5 pin cylinder
 Knob Finish : Chrome plated
 Keys : 2
 Unit Quantity : Single
 Boxed Quantity : 6

FEATURES

- Can be locked from the inside or outside
- For use on external doors



L14844

Projection	71
Backset	60/70
Knob Diameter	50
Rose Diameter	67
Forend Length	57
Forend Width	25

PRODUCT CODES

- L14844 - Entrance Knobset - CP
- L12904 - Entrance Knobset - EB
- L12905 - Entrance Knobset - SC



Passage Knobset

Knob function : Latch set
 Knob Finish : Chrome plated, electro brass or satin chrome
 Unit Quantity : Single
 Boxed Quantity : 6

FEATURES

- Non-locking allows free access at all times
- Suitable for internal doors



L14845

Projection	71
Backset	60/70
Knob Diameter	50
Rose Diameter	67
Forend Length	57
Forend Width	25

PRODUCT CODES

- L14845 - Privacy Knobset - CP
- L12908 - Passage Knobset - EB
- L12909 - Passage Knobset - SC




Y5249PL Rim Knob Set

Knob Finish : Polished and lacquered
 Unit Quantity : Single
 Boxed Quantity : 5

FEATURES

- To suit overall door and lock thickness of 40mm - 80mm



L1439

PRODUCT CODES

- L1439 - Rim Knob Turn - PL

Door Furniture & Accessories

WEISER GLA331D Lever Set - Bathroom

Knob function : Bathroom
 Knob Finish : Satin chrome or polished brass
 Unit Quantity : Single
 Boxed Quantity : 20

OPERATION

- Reversible latchbolt is withdrawn by lever from either side
- Locked with turn button inside
- Emergency release outside

FEATURES

- Supplied with plain latch
- Adjustable backset, 60mm or 70mm
- Suitable for door thickness 35mm - 45mm



L14806

Backset	60/70
Rose Diameter	67
Forend Length	57
Forend Width	25

PRODUCT CODES

L14806 - Lever Set - SC
 L14807 - Lever Set - PB

ASSOCIATED PRODUCTS

L5081 - Latch 60mm - 70mm - SC
 L5082 - Latch 60mm - 70mm - PB
 L3801 - Latch 127mm - SC
 L3802 - Latch 127mm - PB

WEISER GLA101D Lever Set

Lever function : Latch set
 Case Finish : Zinc plated
 Knob Finish : Satin chrome or polished brass
 Unit Quantity : Single
 Boxed Quantity : 20

OPERATION

- Reversible latchbolt is withdrawn by lever from either side
- Both levers always free

FEATURES

- Supplied with plain latch
- Adjustable backset, 60mm or 70mm
- Suitable for door thickness 35mm - 45mm



L14805

Backset	60/70
Rose Diameter	67
Forend Length	57
Forend Width	25

PRODUCT CODES

L14804 - Lever Set - PB
 L14805 - Lever Set - SC

ASSOCIATED PRODUCTS

L5082 - Latch 60mm - 70mm - PB

WEISER GAC12B Beverly Dummy Trims


Knob function : Fixed dummy
 Knob Finish : Polished brass or satin chrome
 Unit Quantity : Single
 Boxed Quantity : 20

OPERATION

- GAC12B Single Knob fixed with two wood screws or two screws through the door
- Single knob bolt through fixing
- Pair of knobs bolt through back to back fixing
- Designed for use on doors fitted with roller catches etc.

FEATURES

- Suitable for door thickness 35mm - 45mm



L5007

Projection	60
Knob Diameter	51
Rose Diameter	67

PRODUCT CODES

Single Knob - Screw Fix

L5005 - Beverly - PB
 L5006 - Beverly - SC

Pair of Knobs - Bolt Through Fix

L5007 - Beverly - PB

Door Furniture & Accessories

WEISER GA12T Troy Dummy Trims


Knob function : Fixed dummy
 Knob Finish : Polished brass
 Unit Quantity : Single
 Boxed Quantity : 20

OPERATION

- GA12T Single Knob fixed with two wood screws or two screws through the door
- Single knob bolt through fixing
- Pair of knobs bolt through back to back fixing
- Designed for use on doors fitted with roller catches etc.

FEATURES

- Suitable for door thickness 35mm - 45mm



Projection	52
Knob Diameter	49
Rose Diameter	67

PRODUCT CODES

Single Knob - Screw Fix
 L5017 - Troy - PB

Pair of Knobs - Bolt Through Fix
 L5018 - Troy - PB

WEISER GAC531B Beverly Entrance Knobset

Knob function : Key and turn button
 Mechanism : 5 pin tumbler
 Case Finish : Zinc plated
 Knob Finish : Polished brass or satin chrome
 Keys : 2
 Keyed Alike : In-house
 Masterkeyed : Limited in-house & works
 Unit Quantity : Single
 Boxed Quantity : 30

OPERATION

- Reversible latchbolt is withdrawn by either knob, except when both knobs are locked by turn button inside or key outside. Both knobs are automatically released by turning key outside or rotating turn button inside

FEATURES

- Supplied with anti-thrust latch which automatically deadlocks when the door is in the closed position
- Adjustable backset, 60mm or 70mm
- Suitable for door thickness 35mm - 45mm
- Outside keyed knob treated with the Weiser Brilliance anti tarnish finish



Projection	60
Backset	60/70
Knob Diameter	51
Rose Diameter	67
Forend Length	57
Forend Width	25

PRODUCT CODES

L5013 - Beverly - PB
 L5014 - Beverly - SC

ASSOCIATED PRODUCTS

L5082 - Latch 60mm - 70mm - PB
 L5081 - Latch 60mm - 70mm - SC
 L3801 - Latch 127mm - PB
 L3802 - Latch 127mm - SC

BLANKS

6327 - WE11 Copy

WEISER GA531T Troy Entrance Knobset

Knob function : Fixed dummy
 Mechanism : Polished brass
 Case Finish : Single
 Knob Finish : Brass or satin chrome
 Keys : 2
 Keyed Alike : In-house
 Masterkeyed : Limited in-house & works
 Unit Quantity : Single
 Boxed Quantity : 30

OPERATION

- Reversible latchbolt is withdrawn by either knob, except when both knobs are locked by turn button inside. Both knobs are automatically released by turning key outside or rotating turn button inside

FEATURES

- Supplied with anti-thrust latch which automatically deadlocks when the door is in the closed position
- Adjustable backset, 60mm or 70mm
- Suitable for door thickness 35mm - 45mm
- Outside keyed knob treated with the Weiser Brilliance anti tarnish finish
- Smartkey Cylinder



Projection	52
Backset	60/70
Knob Diameter	49
Rose Diameter	67
Forend Length	57
Forend Width	25

PRODUCT CODES

L5021 - Troy - PB

ASSOCIATED PRODUCTS

L5082 - Latch 60mm - 70mm - PB
 L5081 - Latch 60mm - 70mm - SC
 L3801 - Latch 127mm - PB
 L3802 - Latch 127mm - SC

BLANKS

6327 - WE11 Copy

Door Furniture & Accessories

WEISER GAC101B Beverly Passage Knobset

Knob function : Latch set
 Case Finish : Zinc plated
 Knob Finish : Polished brass or satin chrome
 Unit Quantity : Single
 Boxed Quantity : 30

OPERATION

- Reversible latchbolt is withdrawn by knob from either side
- Both knobs always free

FEATURES

- Supplied with plain latch
- Adjustable backset, 60mm or 70mm
- Suitable for door thickness 35mm - 45mm



Projection	60	Rose Diameter	67
Backset	60/70	Forend Length	57
Knob Diameter	51	Forend Width	25

PRODUCT CODES

L5009 - Beverly - PB
 L5010 - Beverly - SC

ASSOCIATED PRODUCTS

L5082 - Latch 60mm - 70mm - PB
 L5081 - Latch 60mm - 70mm - SC
 L3801 - Latch 127mm - PB
 L3802 - Latch 127mm - SC

WEISER GAI01T Troy Passage Knob Set

Knob function : Latch set
 Case Finish : Zinc plated
 Knob Finish : Polished brass or satin chrome
 Unit Quantity : Single
 Boxed Quantity : 30

OPERATION

- Reversible latchbolt is withdrawn by knob from either side
- Both knobs always free

FEATURES

- Supplied with plain latch
- Adjustable backset, 60mm or 70mm
- Suitable for door thickness 35mm - 45mm



Projection	52	Rose Diameter	67
Backset	60/70	Forend Length	57
Knob Diameter	49	Forend Width	25

PRODUCT CODES

L5019 - Troy - PB

ASSOCIATED PRODUCTS

L5082 - Latch 60mm - 70mm - PB
 L5081 - Latch 60mm - 70mm - SC
 L3801 - Latch 127mm - PB
 L3802 - Latch 127mm - SC

WEISER GA331T Privacy Knobset

Knob function : Turn button & emergency release
 Case Finish : Zinc plated
 Knob Finish : Polished brass or satin chrome
 Unit Quantity : Single
 Boxed Quantity : 30

OPERATION

- Reversible latchbolt is withdrawn by either knob, except when both knobs are locked by turn button inside. Both knobs remain locked until turn button is released or outside knob is freed by operating the emergency release externally.

FEATURES

- Supplied with plain latch
- Adjustable backset, 60mm or 70mm
- Suitable for door thickness 35mm - 45mm



Projection	60	Rose Diameter	67
Backset	60/70	Forend Length	57
Knob Diameter	49	Forend Width	25

PRODUCT CODES

L5020 - Troy - PB
 L5011 - Beverly - PB
 L5012 - Beverly - SC

ASSOCIATED PRODUCTS

L5082 - Latch 60mm - 70mm - PB
 L5081 - Latch 60mm - 70mm - SC
 L3801 - Latch 127mm - PB
 L3802 - Latch 127mm - SC

Door Furniture & Accessories

WEISER GAC581B Beverly Storeroom Knob Set

- Knob function : Key and latch set
- Mechanism : 5 pin tumbler
- Case Finish : Zinc plated
- Knob Finish : Polished brass and satin chrome
- Keys : 2
- Keyed Alike : In-house
- Masterkeyed : Limited in-house & works
- Unit Quantity : Single
- Boxed Quantity : 30



OPERATION

- Reversible latchbolt is withdrawn by key from outside and knob inside
- Outside knob is always fixed, inside knob is always free

FEATURES

- Supplied with anti-thrust latch which automatically deadlocks when the door is in the closed position
- Adjustable backset, 60mm or 70mm
- Suitable for door thickness 35mm - 45mm
- Outside keyed knob treated with the Weiser Brilliance anti tarnish finish

Projection	60
Backset	60/70
Knob Diameter	51
Rose Diameter	67
Forend Length	57
Forend Width	25

PRODUCT CODES

- L5015 - Beverly - PB
- L5016 - Beverly - SC

ASSOCIATED PRODUCTS

- L5082 - Latch 60mm - 70mm - PB
- L5081 - Latch 60mm - 70mm - SC
- L3801 - Latch 127mm - PB
- L3802 - Latch 127mm - SC

BLANKS

- 6327 - WEI1 Copy

WEISER NA500B Beverly Entrance Knobset

- Knob function : Key and turn (no thumbturn)
- Mechanism : 5 pin tumbler
- Case Finish : Zinc plated
- Knob Finish : Polished brass or satin chrome
- Keys : 2
- Keyed Alike : In-house
- Masterkeyed : Limited in-house and works
- Unit Quantity : Single
- Boxed Quantity : 24



OPERATION

- Reversible latchbolt is withdrawn by either knob, except when both knobs are locked by depressing and rotating internal knob (no thumbturn). Both knobs are automatically released by turning key outside or rotating the internal knob

FEATURES

- Supplied with anti-thrust latch which automatically deadlocks when the door is in the closed position
- Adjustable backset, 60mm or 70mm
- Suitable for door thickness 35mm - 45mm
- Outside keyed knob treated with the Weiser Brilliance anti tarnish finish

Projection	60
Backset	60/70
Knob Diameter	51
Rose Diameter	67
Forend Length	57
Forend Width	25

PRODUCT CODES

- L14623 - NA500B Entrance Knob Set - SC

ASSOCIATED PRODUCTS

- L5082 - Latch 60mm - 70mm - PB
- L5081 - Latch 60mm - 70mm - SC
- L3801 - Latch 127mm - PB
- L3802 - Latch 127mm - SC

BLANKS

- 6327 WEI1 Copy

WEISER Latches

- Case Finish : Zinc plated
- Forend Finish : Brass or satin chrome
- Unit Quantity : Single
- Boxed Quantity : N/A



OPERATION

- Replacement latches for all standard Weiser knobsets

PRODUCT CODES

- L5081 - Latch 60mm - 70mm - SC
- L5082 - Latch 60mm - 70mm - PB
- L3801 - Latch 127mm - PB
- L3802 - Latch 127mm - SC

Door Furniture & Accessories

Lever Furniture



Aluminium Door Furniture - On Plate

Fixing : Screw
 Spindle Size : 8mm
 Finish : Satin anodised aluminium
 Unit Quantity : Pair
 Boxed Quantity : N/A

FEATURES

- 19mm round bar lever
- Return to door
- Concealed fixing



AS4040

Backplate Size	155x 43
Handle Diameter	19

PRODUCT CODES

- AS4002 - Lever Lock - SAA
- AS4003 - Lever Lock Euro Profile - SAA
- AS4004 - Lever Lock Oval Profile - SAA
- AS4005 - Bathroom - SAA
- AS4040 - Lever Latch - SAA



Aluminium Door Furniture - Sprung Lever

Fixing : Screw
 Spindle Size : 8mm
 Finish : Satin anodised aluminium
 Unit Quantity : Pair
 Boxed Quantity : N/A

FEATURES

- 19mm round bar lever
- Return to door
- Concealed fixing



AS4001

Backplate Diameter	50
Handle Diameter	19

PRODUCT CODES

- AS4001 - Lever on Round Rose - SAA



Ashstead - Door Furniture

Fixing : Screw
 Spindle Size : 8mm
 Finish : Polished brass or chrome plated
 Unit Quantity : Pair
 Boxed Quantity : 4

FEATURES

- All visi packed



AS3600

	AS3600	AS3601	AS3602	AS3603
Backplate Size	122x 47	122x 47	170x 47	170x 47
	AS3604	AS3605	AS3606	AS3607
Backplate Size	170x 47	170x 47	170x 47	122x 47

PRODUCT CODES

- AS3601 - Lever Latch Short Plate - 122mm - CP
- AS3602 - Lever Latch Long Plate - 170mm - PB
- AS3603 - Lever Long Plate - 170mm - CP
- AS3604 - Lever Lock Long Plate - 170mm - PB
- AS3605 - Lever Lock Long Plate - 170mm - CP

Door Furniture & Accessories



Birkdale - Door Furniture

Fixing : Screw
 Spindle Size : 8mm
 Finish : Polished brass or chrome plated
 Unit Quantity : Pair
 Boxed Quantity : 4



AS3621

Back Plate Size 170x45

PRODUCT CODES

- AS3620 - Lever Latch - PB
- AS3621 - Lever Latch - CP
- AS3622 - Lever Lock - PB
- AS3623 - Lever Lock - CP
- AS3624 - Lever Bathroom - PB
- AS3625 - Lever Bathroom - CP



Georgian - Door Furniture

Fixing : Screw
 Spindle Size : 8mm
 Finish : Polished brass
 Unit Quantity : Pair
 Boxed Quantity : 5



AS3552

AS3551 AS3771 AS3552 AS3550
 Backplate Size 149x45 110x48 110x45 149x45

PRODUCT CODES

- AS3551 - Lever Bathroom - PB
- AS3771 - Lever Latch (Visi) - PB
- AS3552 - Lever Latch (Box) - PB
- AS3550 - Lever Lock - PB



Georgian - Door Furniture

Fixing : Screw
 Spindle Size : 8mm
 Finish : Polished brass
 Unit Quantity : Pair
 Boxed Quantity : (N/A)



AS3773

Backplate Size 204x49

PRODUCT CODES

- AS3772 - Lever Latch - PB
- AS3773 - Lever Lock - PB
- AS3774 - Lever Bathroom - PB

Door Furniture & Accessories



Georgian Furniture - Latch

Fixing : Screw
 Spindle Size : 8mm
 Finish : Polished brass
 Unit Quantity : Pair
 Boxed Quantity : 4



PRODUCT CODES

AS3553 - Latch Lever on Round Rose - PB



Georgian Furniture - Lever Lock

Fixing : Screw
 Spindle Size : 8mm
 Finish : Polished brass
 Unit Quantity : Pair
 Boxed Quantity : N/A



PRODUCT CODES

AS3767 - Lever Lock Euro - PB
 AS3768 - Lever Lock - PB
 AS3769 - Lever Lock Oval - PB



Oakley - Furniture

Fixing : Screw
 Spindle Size : 8mm
 Finish : Polished brass or chrome plated
 Unit Quantity : Pair
 Boxed Quantity : 4



PRODUCT CODES

AS3590 - Lever Latch - PB
 AS3591 - Lever Latch - CP
 AS3592 - Lever Lock - PB
 AS3593 - Lever Lock - CP
 AS3594 - Lever Bathroom - PB
 AS3596 - Lever Lock Euro - PB
 AS3597 - Lever Lock Euro - CP

FEATURES

- Visi packed

Backplate Size 170 x 41

Door Furniture & Accessories



Stainless Steel - Lever on Round Rose

Fixing : Screw
 Spindle Size : 8mm
 Finish : Satin stainless steel
 Unit Quantity : Pair
 Boxed Quantity : N/A

FEATURES

- 19mm round bar lever
- Fittings to screw or bolt supplied
- Grade 304 stainless steel



Rose Size **50**

PRODUCT CODES

- AS4501 - Furniture Lever - SSS
- AS4502 - Furniture Lever - SSS



Victorian - Bathroom Furniture Lever

Fixing : Screw
 Spindle Size : 8mm
 Finish : Polished brass
 Unit Quantity : Pair
 Boxed Quantity : 4




PRODUCT CODES

- AS3783 - Lever Bathroom (Box) - PB
- AS3543 - Lever Bathroom (Visi) - PB



Victorian - Lever on Round Rose

Fixing : Screw
 Spindle Size : 8mm
 Finish : Polished brass
 Unit Quantity : Pair
 Boxed Quantity : 4



Rose Diameter **59**

PRODUCT CODES

- AS3545 - Lever on Round Rose (Visi) - PB

Door Furniture & Accessories



Victorian - Lever Furniture

Fixing : Screw
 Spindle Size : 8mm
 Finish : Polished brass
 Unit Quantity : Pair
 Boxed Quantity : 4



AS3541

AS3544 AS3784 AS3540 AS3541

Backplate Size	118x 43	118x 43	150x 43	150x 43
----------------	------------	------------	------------	------------

AS3542 AS3780 AS3782 AS3781

Backplate Size	150x 43	150x 43	150x 43	150x 43
----------------	------------	------------	------------	------------


PRODUCT CODES

- AS3544 - Lever Latch (Visi) - PB
- AS3784 - Lever Latch (Box) - PB
- AS3540 - Lever Lock (Visi) - PB
- AS3541 - Lever Lock Euro (Visi) - PB
- AS3542 - Lever Lock Oval (Visi) - PB
- AS3780 - Lever Lock Euro (Box) - PB
- AS3782 - Lever Lock (Box) - PB
- AS3781 - Lever Lock Oval (Box) - PB



Victorian Scroll Lever Furniture

Fixing : Screw
 Spindle Size : 8mm
 Finish : Polished brass
 Unit Quantity : Pair
 Boxed Quantity : 4



AS3503

Rose Diameter 59


PRODUCT CODES

- AS3503 - Lever on Round Rose (Visi) - PB



Victorian Scroll - Lever Furniture

Fixing : Screw
 Spindle Size : 8mm
 Finish : Polished brass
 Unit Quantity : Pair
 Boxed Quantity : 4



AS3500

AS3500 AS3501 AS3502

Length	150x 43	188x 43	150x 43
--------	------------	------------	------------

PRODUCT CODES

- AS3500 - Lever Lock (Visi) - 150mm - PB
- AS3501 - Lever Latch (Visi) - 188mm - PB
- AS3502 - Bathroom (Visi) - 150mm - PB

Door Furniture & Accessories



B-3K70F-R - Furniture

Fixing : Screw
 Spindle Size : 8mm
 Finish : Satin chrome
 Unit Quantity : Pair
 Boxed Quantity : N/A

FEATURES

- To suit B-3K70 sash lock
- Concealed fixings



L16104

Backplate Size	200 x40
Backplate Depth	10

PRODUCT CODES

L16104 - B-3K70F-R - Furniture - SC




B-3R35F-R - Furniture

Fixing : Screw
 Spindle Size : 8mm
 Finish : Polished & lacquered or
 satin chrome
 Unit Quantity : Pair
 Boxed Quantity : N/A

FEATURES

- Non-handed
- To suit 3R35
- 57mm centres



L16116

Backplate Size	200 x48
Backplate Depth	10

PRODUCT CODES

L16105 - 3R35F Furniture - SC



Lever - Round Rose

Type : Lever on round rose
 Fixing : Screw
 Spindle Size : 8mm
 Finish : Satin anodised aluminium
 Unit Quantity : Pair
 Boxed Quantity : 1

FEATURES

- Concealed fixings
- 20mm round bar return to door



L10090

Rose Diameter	55
Lever Diameter	20

PRODUCT CODES

L10090 - Lever on Round Rose - SAA

Door Furniture & Accessories



Lever - Furniture

Fixing : Screw
 Spindle Size : 8mm
 Finish : Satin anodised aluminium
 Unit Quantity : Pair
 Boxed Quantity : 1

FEATURES

- Concealed fixings
- 20mm round bar return to door



L10101

Backplate Size	L10101 150x 43
----------------	----------------------

PRODUCT CODES

- L10101 - Lever Euro - SAA
- L10093 - Lever Lock Oval - SAA



Lever - Plate

Fixing : Screw
 Spindle Size : 8mm
 Finish : Satin anodised aluminium
 Unit Quantity : Pair
 Boxed Quantity : 1

FEATURES

- 20mm round bar return to door
- 10g aluminium backplates



L10095

Backplate Size	L10095 155 x 155
Handle Diameter	20

PRODUCT CODES

- L10095 - Lever Latch - SAA
- L10097 - Lever Lock Oval Profile - SAA
- L10098 - Lever Lock Euro Profile - SAA



Lever - Furniture

Fixing : Screw
 Spindle Size : 8mm
 Finish : Satin anodised aluminium
 Unit Quantity : Pair
 Boxed Quantity : 1

FEATURES

- Face fixing



L4283

Backplate Size	L4283 152x 38
----------------	---------------------

PRODUCT CODES

- L4277 - Lever Latch - SAA
- L4278 - Lever Lock - SAA
- L4279 - Lever Bathroom LH - SAA
- L4436 - Lever Bathroom RH - SAA
- L4282 - Lever Lock Oval Profile - SAA
- L4283 - Lever Lock Euro Profile - SAA

Door Furniture & Accessories



1220 Door Furniture - To Suit Chubb 3R35

Fixing : Screw
 Spindle Size : 8mm
 Finish : Polished brass
 Unit Quantity : Single
 Boxed Quantity : N/A

FEATURES

- Designed to suit Chubb 3R35 locking latch
- Reversible lever
- Supplied with external escutcheon
- Large



Backplate Size **203x38**

PRODUCT CODES

- 6972 - Small Handle - PB
- L8788 - Large Handle - PB




1189 Door Furniture - To Suit Chubb 3K70

Fixing : Screw
 Spindle Size : 8mm
 Finish : Polished brass
 Unit Quantity : Pair
 Boxed Quantity : N/A

FEATURES

- Designed to suit Chubb 3K70 lock



Backplate Size **203x38**

PRODUCT CODES

- L8787 - 1189 Lever Lock - PB



Door Furniture - Kenrick 300

Fixing : Screw
 Spindle Size : 7.6mm
 Finish : Silver
 Unit Quantity : Pair
 Boxed Quantity : 10

FEATURES

- Powder coated corrosion resistant silver finish



Backplate Size **L224 155x45** **L225 82x45**

PRODUCT CODES

- L224 - Lever Lock - SLV
- L225 - Lever Latch - SLV

Door Furniture & Accessories



366 Ambassador Furniture (Formerly Wellington)

Type : Lever Furniture
 Fixing : Screw or bolt through
 Spindle Size : 8mm
 Finish : Anodised silver
 Unit Quantity : Pair
 Boxed Quantity : 10

FEATURES

- Non-handed
- Moulded end caps
- Return to door
- Sprung



	1706	1695	3684	1699	10241
Backplate Size	152x 43	96x 38	152x 43	152x 43	152x 43
Handle Size	100x 43	100x 43	100x 43	100x 43	150x 43

PRODUCT CODES

- 1706 - 366BL Bathroom - AS
- 1695 - 366LA Short Lever Latch - AS
- 3684 - 366LO Lever Lock Euro - AS
- 1699 - 366LE Lever Lock - AS
- 10241 - 366LO Lever Lock Oval - AS




630-15 Escape Furniture

Type : Escape
 Fixing : Bolt through
 Spindle Size : 8mm
 Finish : Anodised silver or anodised gold
 Unit Quantity : Pair
 Boxed Quantity : 10

FEATURES

- Suitable for use with Union JL224403/4/5/6 Escape locks
- Split spindle for function flexibility
- Euro profile backplate only (48mm centres)
- Tested to 200,000 cycles
- Sprung handles



	L8192	L8193	L8194	L8195
Backplate Size	155x 41	155x 41	155x 41	155x 41
Backplate Depth	11	11	11	11

PRODUCT CODES

- L8192 - 630-15-3 Euro Lock LH - AS
- L8193 - 630-15-3 Euro Lock RH - AS
- L8194 - 630-15-3 Euro Lock LH - AG
- L8195 - 630-15-3 Euro Lock RH - AG



630-16 Escape Furniture

Fixing : Bolt through
 Spindle Size : 8mm
 Finish : Anodised silver or anodised gold
 Unit Quantity : Pair
 Boxed Quantity : 10

FEATURES

- Suitable for use with Union 224402 escape locks
- Split spindle for function flexibility
- Euro profile backplate only (48mm centres)
- Outside handle is a fixed pull
- Tested to 200,000 cycles
- Sprung internal handle



	L8196	L8197	L8198	L8199
Backplate Size	155x 41	155x 41	155x 41	155x 41
Backplate Depth	11	11	11	11

PRODUCT CODES

- L8196 - 630-16-3AS Escape LH - AS
- L8197 - 630-16-3AS Escape RH - AS
- L8198 - 630-16-3AS Escape LH - AG
- L8199 - 630-16-3AS Escape RH - AG

Door Furniture & Accessories



643 Furniture - Raven

Fixing : Screw or bolt through
 Spindle Size : 8mm
 Finish : Anodised silver
 Unit Quantity : Pair
 Boxed Quantity : 10

FEATURES

- 57mm centres (oval is 48.5mm)
- Suitable for use with the majority of uk size mortice locks
- Supplied with screw and bolt through fixings
- Sprung levers
- Tested to 200,000 cycles



8031

	8031	8032	3938	3954	3957
Handle Size	114x 48	114x 48	114x 48	114x 48	114x 48
Backplate Size	160x 41	160x 41	120x 41	160x 41	160x 41
Backplate Depth	11	11	11	11	11

PRODUCT CODES

- 8031 - Bathroom - LH - AS
- 8032 - Bathroom - RH - AS
- 3938 - Short Lever Latch - AS
- 3954 - Lever Lock - AS
- 3957 - Lever Lock Oval - AS



644 Furniture - Teal

Fixing : Screw or bolt through
 Spindle Size : 8mm
 Finish : Anodised silver
 Unit Quantity : Pair
 Boxed Quantity : 10

FEATURES

- 57mm centres (oval is 48.5mm)
- Suitable for use with the majority of uk size mortice locks
- Supplied with screw and bolt through fixings
- Sprung levers
- Tested to 200,000 cycles



3916

	3928	3933	3916	3920	10380
Handle Size	114x 48	114x 48	114x 48	114x 48	114x 48
Backplate Size	178x 42	178x 42	117.5 x42	178x 42	178x 42
Backplate Depth	11	11	11	11	11

PRODUCT CODES

- 3928 - Bathroom - LH - AS
- 3933 - Bathroom - RH - AS
- 3916 - Short Lever Latch - AS
- 3920 - Lever Lock - AS
- 10380 - Lever Lock Oval - AS



645 Furniture - Phoenix

Fixing : Bolt through
 Spindle Size : 8mm
 Finish : Anodised silver
 Material : Aluminium
 Unit Quantity : Pair
 Boxed Quantity : 10

FEATURES

- Suitable for use with the majority of UK size & Silver Series lockcases
- Incorporates a modified straight design handle
- Bolt through fixings
- Spring lever handle mechanism
- Finished in Anodised Silver
- Successfully tested to 200,000 cycles



L17344

	Lock UK	Lock Euro	Lock Oval	Bath	Latch Short	Latch Long
Width	41	41	41	41	41	41
Length	155	155	155	155	117	155
Depth	59	59	59	59	59	59
Centres	57	47.5	48.5	57	-	-

PRODUCT CODES

- L17344 - LH - Lever Lock UK
- L17345 - RH - Lever Lock UK
- L17346 - LH - Lever Lock Euro
- L17347 - RH - Lever Lock Euro
- L17348 - LH - Lever Lock Oval
- L17349 - RH - Lever Lock Oval
- L17350 - LH - Bathroom
- L17351 - RH - Bathroom
- L17352 - LH - Lever Latch Short
- L17353 - RH - Lever Latch Short
- L17354 - LH - Lever Latch Long
- L17355 - RH - Lever Latch Long

Door Furniture & Accessories



680 Furniture - Martin

Fixing : Screw
 Spindle Size : 8mm
 Finish : Anodised silver
 Unit Quantity : Pair
 Boxed Quantity : 10

FEATURES

- Suitable for use with the majority of UK mortice locks
- Sprung handles
- Tested to 200,000 cycles
- 57mm centres



3985

	3985	3981	3979	3976
Handle Size	100x34	100x34	100x34	100x34
Backplate Size	153x42	153x42	76x42	153x42
Backplate Depth	13	13	13	13

PRODUCT CODES

- 3985 - Bathroom LH - AS
- 3981 - Bathroom RH - AS
- 3979 - Short Lever Latch - AS
- 3976 - Lever Lock - AS



681 Furniture - Swallow

Fixing : Screw
 Spindle Size : 8mm
 Finish : Anodised silver or anodised gold
 Unit Quantity : Pair
 Boxed Quantity : 5

FEATURES

- 57mm centres
- Sprung levers
- Tested to 200,000 cycles



L1390

	2498	2501	L1390	2499	2495	L1389
Handle Size	100x34	100x34	100x34	100x34	100x34	100x34
Backplate Size	95x41	152x41	152x41	152x41	95x41	95x41
Backplate Depth	9	9	9	9	9	9

PRODUCT CODES

- L1389 - Lever Latch - AS
- 2495 - Lever Latch Visi - AS
- 2501 - Lever Lock Visi - AG
- L1390 - Lever Lock Box - AS
- 2499 - Lever Lock Visi - AS

Plates - Finger



Fingerplate

Fixing : Screw
 Finish : Satin anodised aluminium
 Unit Quantity : Single
 Boxed Quantity : 25



ASI604

	ASI602	ASI604	ASI603
Size	225x75	300x75	300x100

PRODUCT CODES

75mm Wide

- ASI602 - Fingerplate 225mm - SAA
- ASI604 - Fingerplate 300mm - SAA

100mm Wide

- ASI603 - Fingerplate 300mm - SAA

Door Furniture & Accessories



Fingerplate

Fixing : Screw
 Finish : Satin anodised aluminium
 Unit Quantity : Single
 Boxed Quantity : 25



Size	300 x75
Depth	1.5

PRODUCT CODES

AS1605 - Fingerplate "Pull" - SAA
 AS1606 - Fingerplate "Push" - SAA



Fingerplate

Fixing : Screw
 Finish : Satin anodised aluminium
 Unit Quantity : Single
 Boxed Quantity : 10



Size	300 x76
------	------------

PRODUCT CODES

AS4016 - Fingerplate "Push" - SAA



Victorian Fingerplate - 75mm

Fixing : Screw
 Finish : Polished brass
 Unit Quantity : Single
 Boxed Quantity : 25



Size	300 x75
Depth	1.5

PRODUCT CODES

AS1600 - Standard - PB

Door Furniture & Accessories



Victorian Fingerplate - 70mm

Fixing : Screw
 Finish : Polished brass
 Unit Quantity : Single
 Boxed Quantity : 6



AS3834

Size	300x 70
------	------------

PRODUCT CODES

AS3834 - Fingerplate - PB



Georgian Fingerplate

Fixing : Screw
 Finish : Polished brass
 Unit Quantity : Single
 Boxed Quantity : 2



AS3833

Size	305x 64
------	------------

PRODUCT CODES

AS3833 - Georgian Fingerplate - PB



75mm Stainless Steel Fingerplate

Fixing : Screw
 Finish : Satin stainless steel
 Unit Quantity : Single
 Boxed Quantity : 20



AS1608

	AS1608 AS4514	
Size	225x 75	300x 75
Depth	1.5	1.5

PRODUCT CODES

AS1608 - 225mm - SSS
 AS4514 - 300mm - SSS

Door Furniture & Accessories



100mm Stainless Steel Fingerplate

Fixing : Screw
 Finish : Satin stainless steel
 Unit Quantity : Single
 Boxed Quantity : 20



AS1609

Size	300x 100
Depth	1.5

PRODUCT CODES

AS1609 - 300mm - SSS



Stainless Steel Push Fingerplate

Fixing : Screw
 Finish : Satin stainless steel
 Unit Quantity : Single
 Boxed Quantity : 10



AS4513

Size	300x 75
------	------------

PRODUCT CODES

AS4513 - Fingerplate Push - SSS



Fingerplate - Radius Edges

Fixing : Screw
 Finish : Polished aluminium
 Unit Quantity : Single
 Boxed Quantity : 10



L8657

Size	305x 75
Depth	3

PRODUCT CODES

L8657 - Fingerplate - PA

Door Furniture & Accessories

Plates - Kick



Aluminium - Kick Plate

Fixing : Screw
 Finish : Satin anodised aluminium
 Unit Quantity : Single
 Boxed Quantity : N/A



	ASI610	ASI611	ASI612	ASI616
Size	760x150	760x200	760x225	760x400
Depth	1.5	1.5	1.5	1.5

	ASI613	ASI614	ASI615	ASI617
Size	835x150	835x200	835x225	835x400
Depth	1.5	1.5	1.5	1.5

PRODUCT CODES

760mm Wide

- ASI610 - Kick Plate - 150mm - SAA
- ASI611 - Kick Plate - 200mm - SAA
- ASI612 - Kick Plate - 225mm - SAA
- ASI616 - Kick Plate - 400mm - SAA

835mm Wide

- ASI613 - Kick Plate - 150mm - SAA
- ASI614 - Kick Plate - 200mm - SAA
- ASI615 - Kick Plate - 225mm - SAA
- ASI617 - Kick Plate - 400mm - SAA



Stainless Steel - Kick Plate

Fixing : Screw
 Finish : Satin stainless steel
 Unit Quantity : Single
 Boxed Quantity : N/A



	ASI618	ASI619	ASI620	ASI621
Size	760x150	760x200	760x225	760x400
Depth	1.5	1.5	1.5	1.5

	ASI622	ASI623	ASI624	ASI625
Size	835x150	835x200	835x225	835x400
Depth	1.5	1.5	1.5	1.5

PRODUCT CODES

760mm Wide

- ASI618 - Kick Plate - 150mm - SSS
- ASI619 - Kick Plate - 200mm - SSS
- ASI621 - Kick Plate - 400mm - SSS

835mm Wide

- ASI625 - Kick Plate - 400mm - SSS



Index

Door Closers



• **Concealed** 502 - 505



• **Electro Magnetic** 506 - 507



• **Floor** 507 - 508



• **Overhead** 509 - 518



• **Spring** 519



• **Transom** 519



• **Accessories** 520 - 521

Door Closers

Concealed Door Closers



Concealed Door Closer

Maximum Door Weight : 50kg
 Application : Concealed
 Finish : Electro brass plated
 Unit Quantity : Single
 Boxed Quantity : 10
 Fire Tested : Yes: Incorporates in doors that were listed to BS476 part 22 1987 (does not affect latched 1/2 door integrity).



AS3030

FEATURES

- Concealed in the door
- The only parts visible are the anchor plate and chain
- For use on internal doors

Tube Length	140
Diameter	22
Plate Height	50
Plate Width	25

PRODUCT CODES

AS3030 - Door Closer - EPB



AST1001 Concealed Door Closer

Maximum Door Weight : 50kg
 Application : Concealed hydraulic
 Finish : Polished brass, polished chrome or satin chrome
 Unit Quantity : Single
 Boxed Quantity : 10
 Fire Tested : 1/2 - 1 hour EN1634-2



LI5074

LI5075

LI5076

FEATURES

- Self handing
- Virtually maintenance free (other than routine dusting and cleaning)
- Adjustable latching action

Tube Length	182
Tube Diameter	25
Plate Height	60
Plate Width	32

PRODUCT CODES

LI5074 - AST01 Closer - PB
 LI5076 - AST01 Closer - SC

Door Closers

astra DOOR CONTROLS AST1002 Concealed Door Closer

Maximum Door Weight : 68kg
 Application : Concealed
 Unit Quantity : Single
 Boxed Quantity : 10
 Fire Tested : 1/2 - 1 hour EN1634-1

FEATURES

- Self handing
- Virtually maintenance free (other than routine dusting and cleaning)
- Adjustable latching action
- High strength hydraulic



Tube Length	182
Tube Diameter	25
Plate Height	60
Plate Width	32

PRODUCT CODES
 L15077 - AST02 Closer - PB

astra DOOR CONTROLS C31E Gibcloser Concealed Door Closer

Maximum Door Weight : 68kg
 Application : Concealed
 Finish : Gold
 Unit Quantity : Single
 Boxed Quantity : 20
 Fire Tested : 1/2 - 1 hour to BS 476
 Part 2 1987, Part 22 1987

FEATURES

- Self handing
- Virtually maintenance free (other than routine dusting and cleaning)



Tube Length	153
Diameter	16
Plate Height	49
Plate Width	22

PRODUCT CODES
 L3297 - C31E Closer - GLD

Door Closers



C33E Concealed Door Closer

Maximum Door Weight : 68kg
 Application : Concealed
 Finish : Polished chrome
 Unit Quantity : Single
 Boxed Quantity : 20
 Fire Tested : 1/2 - 1 hour

FEATURES

- Self handing
- Virtually maintenance free (other than routine dusting and cleaning)



Tube Length	153
Diameter	16
Plate Height	49
Plate Width	22

PRODUCT CODES

L14558 - C33E Door Closer - PC



3000 Series Concealed Door Closer

Power Size : 3
 Application : Concealed
 Finish : Polished brass or satin chrome
 Unit Quantity : Single
 Boxed Quantity : 10
 Fire Tested : 1/2 - 1 hour EN1634-2

FEATURES

- Completely concealed
- Fully adjustable
- Easy to open
- Power size 3
- Ideal for PAS 23 & PAS 24 doors
- 3003 tested to EN1154
- Easy to fit



Tube Diameter	25
Plate Height	60
Plate Width	32

PRODUCT CODES

L18027 - Square - PB
 L18063 - Square - SC
 L18064 - Radius - PB
 L18065 - Square - SC



ITS 96 Concealed Door Closer

Maximum Door Weight : 100kg
 Maximum Door Width : 1100mm
 Strength Size : 2-4
 Adjustable Closing Speed : Yes
 Adjustable Latch Action : Yes
 Delayed Action : N/A
 Backcheck : N/A
 Application : Concealed
 Handed : Reversible
 Finish : Silver
 Unit Quantity : Single
 Boxed Quantity : N/A
 Fire Tested : Timber: 1 hour, with intumescent packs
 Metal: 4 hours

FEATURES

- Adjustable spring strength
- Cushion dead stop



Length	227
Width	32
Height	45

PRODUCT CODES


L11537 - ITS 96 Door Closer - SLV

Door Closers



R2 Perko Concealed Door Closer

- Maximum Door Weight : 50kg
- Application : Concealed
- Finish : Polished brass
- Unit Quantity : Single
- Boxed Quantity : 50
- Fire Tested : Yes: incorporated in doors that were tested to BS476 part 22 1987. Does not affect latched 1/2 hour and 1 hour fire door integrity



4990

PRODUCT CODES

4990 - R2 Perko Closer - PB

FEATURES

- Concealed in the door - the only parts visible are the anchor plate and the chain
- Tested to withstand 500,000 open and close cycles

Tube Length	140
Diameter	22
Plate Height	50
Plate Width	25



R85 Perkomatic Concealed Door Closer

- Maximum Door Weight : 75kg
- Adjustable Closing Speed : Yes
- Adjustable Latch Action : Yes
- Delayed Action : N/A
- Backcheck : N/A
- Application : Concealed
- Finish : Polished brass
- Unit Quantity : Single
- Boxed Quantity : 10
- Fire Tested : Yes: incorporated in doors that were tested to BS476 part 22 1987. Does not affect latched 1/2 hour and 1 hour fire door integrity



3075

PRODUCT CODES

3075 - R85 Perkomatic Closer - PB

FEATURES

- Concealed in the door - the only parts visible are the anchor plate and the chain
- Smooth controlled closing mechanism with latching action
- Tested to withstand 500,000 open and close cycles
- Suitable for use on light or medium weight internal doors, (except those fitted with rising butts, parliament or projecting hinges)

Tube Length	168
Diameter	60
Plate Height	121
Plate Width	25



8006EB Adjustable Priory Closer

- Maximum Door Weight : 50kg
- Finish : Electro brass
- Unit Quantity : Single
- Fire Tested : 1/2 - 1 hour



L5268

PRODUCT CODES

L5268 - Priory Closer - EB

FEATURES

- Self handing
- Virtually maintenance free (other than routine dusting and cleaning)

Tube Length	146
Tube Length	22
Plate Height	50
Plate Width	25

Door Closers

Electro Magnetic Door Closers

Briton 9963/01 Electro Magnetic Door Closer

- Maximum Door Weight : 60kg
- Maximum Door Width : 950mm
- Strength Size : 3
- Adjustable Closing Speed : Yes
- Adjustable Latch Action : Yes
- Delayed Action : No
- Backcheck : No
- Applications : Fig 1 & Fig 61
- Handed : Reversible
- Finish : Silver enamelled
- Unit Quantity : Single
- Boxed Quantity : N/A
- Fire Tested : Timber: 2 hours

FEATURES

- Single action electro-magnetically controlled closing device
- On site choice of "Hold open" or "Free swing" functions
- Ideal for use in areas used by the elderly or infirm



L555

Length	305
Width	64
Depth	92

PRODUCT CODES

L555 - 9963/01 Closer - SE

Briton 9963/66 Electro Magnetic Door Closer

- Maximum Door Weight : 60kg
- Maximum Door Width : 950mm
- Strength Size : 3
- Adjustable Closing Speed : Yes
- Adjustable Latch Action : Yes
- Delayed Action : No
- Backcheck : No
- Application : Fig 66
- Handed : Reversible
- Finish : Silver enamelled
- Unit Quantity : Single
- Boxed Quantity : N/A
- Fire Tested : Timber: 2 hours

FEATURES

- Single action electro-magnetically closing device
- On site choice of "Hold open" or "Free swing" functions
- Ideal for use in areas used by the elderly or infirm



L556

Length	305
Width	64
Depth	92

PRODUCT CODES

L556 - 9963/66 Closer - SE



TS73EMF Closer - Standard Fitted

- Maximum Door Weight : 80kg
- Maximum Door Width : 1100mm
- Strength Size : 4
- Adjustable Closing Action : Yes
- Adjustable Latch Action : Yes
- Delayed Action : No
- Backcheck : No
- Handed : Reversible
- Finish : Silver enamelled
- Unit Quantity : Single
- Boxed Quantity : 1
- Fire Tested : Timber: 2 hours
Metal: 4 hours

FEATURES

- Multipoint hold open
- 24V DC operating voltage



LI1816

Length	320
Width	60
Depth	45.5

PRODUCT CODES

LI1816 - TS73EMF Standard Fit - SE

Door Closers



TS73EMF Closer - Frame Fitted

- Maximum Door Weight : 80kg
- Maximum Door Width : 1100mm
- Strength Size : EN 4
- Adjustable Closing Action : Yes
- Adjustable Latch Action : Yes
- Delayed Action : No
- Backcheck : No
- Handed : Reversible
- Finish : Silver enamelled
- Unit Quantity : Single
- Boxed Quantity : 1
- Fire Tested : Timber: 2 hours
Metal: 4 hours

FEATURES

- Multipoint hold open
- 24V DC operating voltage



Length	320
Width	60
Depth	45.5

PRODUCT CODES

LI1817 - TS73EMF Frame Fit - SE

Floor Door Closers



BTS75V Floorspring Hold Open

- Maximum Door Width : 1100mm
- Maximum Door Weight : 120kg
- Strength Size : 1-4
- Adjustable Closing Action : Yes
- Adjustable Latch Action : Yes
- Delayed Action : No
- Backcheck : Yes
- Handed : Reversible
- Unit Quantity : Single
- Boxed Quantity : N/A
- Fire Tested : Timber: 1 hour
Metal: 4 hours

FEATURES

- Self handing
- Virtually maintenance free (other than routine dusting and cleaning)
- Finish available in stainless steel top plates, polished brass and with either single or double action packs
- Single action pack with stainless steel top plate
- Double action pack with stainless steel top plate



Length	285
Width	82
Depth	50

PRODUCT CODES

LI4887 - BTS75V Floorspring
LI1541 - Single Action Kit
LI1542 - Double Action Kit

*Brass with either single or double action packs available by Special Order

Door Closers



BTS75V Floorspring - Non Hold Open

- Maximum Door Width : 1100mm
- Maximum Door Weight : 120kg
- Strength Size : 1-4
- Adjustable Closing Speed : Yes
- Adjustable Latch Action : Yes
- Delayed Action : No
- Backcheck : Yes
- Handed : Reversible
- Unit Quantity : Single
- Boxed Quantity : N/A
- Fire Tested : Timber: 1 hour
Metal: 4 hours

ACCESSORIES

Please specify single action or double action stainless steel floorspring

FEATURES

- Self handing
- Virtually maintenance free (other than routine dusting and cleaning)
- Finish available in stainless steel top plates, polished brass and with either single or double action packs
- Single action pack with stainless steel top plate
- Double action pack with stainless steel top plate



LI1540



LI1541



LI1542

PRODUCT CODES

- LI1540 - BTS75V Floorspring
- LI1541 - Single Action Kit
- LI1542 - Double Action Kit

*Brass with either single or double action packs available by Special Order

Length	285
Width	82
Depth	50



BTS80 Floorspring

- Maximum Door Width : 1100mm
- Maximum Door Weight : 300kg
- Strength Size : 4
- Adjustable Closing Speed : Yes
- Adjustable Latch Action : No
- Delayed Action : Yes
- Backcheck : Yes
- Handed : Reversible
- Unit Quantity : Single
- Boxed Quantity : N/A
- Fire Tested : Timber: 1 hour

ACCESSORIES

Please specify single action or double action stainless steel floorspring

FEATURES

- Hold open hydraulically adjustable
- Suitable for most applications
- Single action pack with stainless steel top plate
- Double action pack with stainless steel top plate



LI3536



LI3538



LI3537

PRODUCT CODES

- LI3536 - BTS80 Floor Spring
- LI3538 - Single Action Kit
- LI3537 - Double Action Kit

*Brass available by Special Order

Length	341
Width	78
Depth	60

Door Closers

Overhead Door Closers



Overhead Door Closer - Size 3

- Maximum Door Width : 900mm
- Maximum Door Weight : 45kg
- Strength Size : 3
- Adjustable Closing Action : Yes
- Adjustable Latch Action : Yes
- Delayed Action : No
- Backcheck : No
- Applications : Fig 66
- Handed : Reversible
- Finish : Silver enamelled
- Unit Quantity : Single
- Boxed Quantity : 10
- Fire Tested : 1 hour

FEATURES

- Tested to over 500,000 cycles
- Fire tested to BS476 part. 22 to a 1 hour standard
- 10 year guarantee manufactured to ISO9002



AS3020

Length	186
Width	67
Depth	45

PRODUCT CODES

AS3020 - Size 3 Closer - SE

Briton 121CE Overhead Door Closer

- Maximum Door Width : 950mm
- Maximum Door Weight : 60kg
- Strength Size : 3
- Adjustable Closing Action : Yes
- Adjustable Latch Action : Yes
- Delayed Action : No
- Backcheck : No
- Applications : Fig 1, 61
- Handed : Reversible
- Finish : Silver enamelled or gold enamelled
- Unit Quantity : Single
- Boxed Quantity : N/A
- Fire Tested : Timber: 2 hours

FEATURES

- Matching arms
- 10 year warranty



L14369

Length	179
Width	44
Depth	63

PRODUCT CODES

L14368 - 121CE Closer - SE
L14369 - 121CE Closer - GE

Optional hold open arm and fig 66 bracket available by Special Order

Briton 2003 Door Closer

- Maximum Door Width : 950mm
- Maximum Door Weight : 60kg
- Strength Size : 3
- Adjustable Closing Action : Yes
- Adjustable Latch Action : Yes
- Delayed Action : No
- Backcheck : No
- Applications : Fig 1, Fig 61 & Fig 66
- Handed : Reversible
- Finish : Silver enamelled or polished brass
- Unit Quantity : Single
- Boxed Quantity : N/A
- Fire Tested : Timber: 2 hours

FEATURES

- 10 year guarantee
- Concealed adjustment to prevent unauthorised adjustment to closer
- EN1154 compliant
- Matching Arm



L554

Length	249
Width	48
Depth	59

PRODUCT CODES

L554 - 2003 Closer - SE
L751 - 2003 Closer - PB

Door Closers



Overhead Door Closer - Size 3-4

- Maximum Door Width : 1100mm
- Maximum Door Weight : 80kg
- Strength Size : 3-4
- Adjustable Closing Action : Yes
- Adjustable Latch Action : Yes
- Delayed Action : No
- Backcheck : No
- Applications : Fig 1, Fig 61 & Fig 66
- Handed : Reversible
- Finish : Silver enamelled, polished brass or satin stainless steel
- Unit Quantity : Single
- Boxed Quantity : 10
- Fire Tested : 2 hours

FEATURES

- 10 year guarantee
- BS EN 1154 compliant



AS3000

Length	190
Width	47
Depth	61

PRODUCT CODES

- AS3000 - Closer - SE
- AS3010 - Closer - PB
- AS3050 - Closer - SSS

Briton 2003V Overhead Door Closer

- Maximum Door Width : 1100mm
- Maximum Door Weight : 80kg
- Strength Size : 1-4
- Adjustable Closing Action : Yes
- Adjustable Latch Action : Yes
- Delayed Action : No
- Backcheck : Yes
- Applications : Fig 1, 61, 66
- Handed : Reversible
- Finish : Silver enamelled
- Unit Quantity : Single
- Boxed Quantity : N/A
- Fire Tested : Timber: 2 hours

FEATURES

- 10 year guarantee
- Concealed adjustment to prevent unauthorised adjustment to closer
- EN1154 compliant
- Matching Arm



LI4911

Length	249
Width	48
Depth	59

PRODUCT CODES

- LI4911 - 2003V Closer - SE



Overhead Door Closer - Size 3-5

- Maximum Door Width : 1250mm
- Maximum Door Weight : 100kg
- Strength Size : 3-5
- Adjustable Closing Action : Yes
- Adjustable Latch Action : No
- Delayed Action : Yes
- Backcheck : No
- Applications : Fig 1, Fig 61 & Fig 66
- Handed : Reversible
- Finish : Silver enamelled, polished brass or satin stainless steel
- Unit Quantity : Single
- Boxed Quantity : 10
- Fire Tested : 2 hours

FEATURES

- 10 year guarantee
- BS EN 1154 compliant
- Matching Arm



AS3011

Length	239
Width	56
Depth	70

PRODUCT CODES

- AS3001 - Closer - SE
- AS3011 - Closer - PB
- AS3051 - Closer - SSS

Door Closers

Briton 12I Overhead Door Closer

- Maximum Door Width : 1100mm
- Maximum Door Weight : 80kg
- Strength Size : 2-4
- Adjustable Closing Action : Yes
- Adjustable Latch Action : Yes
- Delayed Action : No
- Backcheck : No
- Applications : Fig 1, 61
- Handed : Reversible
- Finish : Gold enamelled or silver enamelled
- Unit Quantity : Single
- Boxed Quantity : N/A
- Fire Tested : None

FEATURES

- Matching arm
- 10 year warranty



L14370

Length	179
Width	44
Depth	63

PRODUCT CODES

L4987 - 12I Closer - SE

Optional hold open arm and fig 66 bracket available by Special Order

Briton 1110 Overhead Door Closer

- Maximum Door Width : 1110mm
- Maximum Door Weight : 80kg
- Strength Size : 2-4
- Adjustable Closing Action : Yes
- Adjustable Latch Action : Yes
- Delayed Action : No
- Backcheck : No
- Applications : Fig 1, 61, 66
- Handed : Reversible
- Finish : Silver enamelled
- Unit Quantity : Single
- Boxed Quantity : N/A
- Fire Tested : 2 hours

FEATURES

- 10 year guarantee
- Concealed adjustment to prevent unauthorised adjustment to closer
- EN1154 compliant
- Matching Arm



L14371

Length	207
Width	38.5
Depth	60

PRODUCT CODES

L14371 - 1110 Overhead Door Closer - SE

Briton 1120B Overhead Door Closer

- Maximum Door Width : 1100mm
- Maximum Door Weight : 80kg
- Strength Size : 2-4
- Adjustable Closing Action : Yes
- Adjustable Latch Action : Yes
- Delayed Action : No
- Backcheck : Yes
- Applications : Fig 1, 61, 66
- Handed : Reversible
- Finish : Silver enamelled
- Unit Quantity : Single
- Boxed Quantity : N/A
- Fire Tested : Timber: 2 hours

FEATURES

- 10 year guarantee
- Concealed adjustment to prevent unauthorised adjustment to closer
- EN1154 compliant
- Matching Arm



L14372

Length	236
Width	38.5
Depth	60

PRODUCT CODES

L14372 - 1120B Closer - SE

Door Closers

Briton 2110.L Overhead Door Closer

Maximum Door Width : 1100mm
 Maximum Door Weight : 80kg
 Strength Size : 2-4
 Adjustable Closing Action : Yes
 Adjustable Latch Action : Yes
 Delayed Action : No
 Backcheck : No
 Applications : Fig 1, 61, 66
 Handed : Reversible
 Finish : Silver enamelled
 Unit Quantity : Single
 Boxed Quantity : N/A
 Fire Tested : Timber: 2 hours

FEATURES

- 10 year guarantee
- Concealed adjustment to prevent unauthorised adjustment to closer
- EN1154 compliant
- Matching Arm



Length	258
Width	59
Depth	62

PRODUCT CODES


L10361 - 2110.L Closer - SE

Briton 2130B.T.C Overhead Door Closer

Maximum Door Width : 1100mm
 Maximum Door Weight : 80kg
 Strength Size : 1-4
 Adjustable Closing Action : Yes
 Adjustable Latch Action : Yes
 Delayed Action : No
 Backcheck : Yes
 Applications : Fig 30
 Handed : Reversible
 Finish : Silver enamelled
 Unit Quantity : Single
 Boxed Quantity : N/A
 Fire Tested : Timber: 2 hours

FEATURES

- 10 year guarantee
- Concealed adjustment to prevent unauthorised adjustment to closer
- EN1154 compliant



Length	310
Width	55
Depth	66

PRODUCT CODES

L9370 - 2130B.T.C Overhead Door Closer - SE

Briton 2004 Overhead Door Closer

Maximum Door Width : 1100mm
 Maximum Door Weight : 80kg
 Strength Size : 4
 Adjustable Closing Action : Yes
 Adjustable Latch Action : Yes
 Delayed Action : No
 Backcheck : No
 Applications : Fig 1, Fig 61 & Fig 66
 Handed : Reversible
 Finish : Silver enamelled or polished brass
 Unit Quantity : Single
 Boxed Quantity : 5
 Fire Tested : Timber: 2 hours

FEATURES

- 10 year guarantee
- Concealed adjustment to prevent unauthorised adjustment to closer
- EN1154 compliant
- Matching Arm



Length	249
Width	48
Depth	59

PRODUCT CODES

L553 - 2004 Closer - SE
 L752 - 2004 Closer - PB

Door Closers



Door Closer - Size 1-6

- Maximum Door Width : 1400mm
- Maximum Door Weight : 120kg
- Strength Size : 1-6
- Adjustable Closing Action : Yes
- Adjustable Latch Action : Yes
- Delayed Action : Yes
- Backcheck : Yes
- Applications : Fig 1, Fig 61 & Fig 66
- Handed : Reversible
- Finish : Silver enamelled, polished brass or satin stainless steel
- Unit Quantity : Single
- Boxed Quantity : 10
- Fire Tested : 2 hours

FEATURES

- Supplied with full cover - AS3012 & AS3052
- Completely adjustable
- 10 year guarantee
- BS EN 1154 compliant
- Matching Arm



AS3052

Length	300
Width	56
Depth	72

PRODUCT CODES

- AS3002 - Closer - SE
- AS3012 - Closer - PB
- AS3052 - Closer - SSS

Briton 2130B.C Overhead Door Closer

- Maximum Door Width : 1400mm
- Maximum Door Weight : 120kg
- Strength Size : 2-6
- Adjustable Closing Action : Yes
- Adjustable Latch Action : Yes
- Delayed Action : No
- Backcheck : Yes
- Applications : Fig 1, Fig 61 & Fig 66
- Handed : Reversible
- Finish : Silver enamelled or polished brass
- Unit Quantity : Single
- Boxed Quantity : N/A
- Fire Tested : Timber: 2 hours

FEATURES

- 10 year guarantee
- Concealed adjustment to prevent unauthorised adjustment to closer
- EN1154 compliant
- Matching Arm



L9368

Length	310
Width	55
Depth	66

PRODUCT CODES

- L9368 - 2130B.C Closer - PB
- L9369 - 2130B.C Closer - SE

Briton 2130B.L Closer

- Maximum Door Width : 1400mm
- Maximum Door Weight : 120kg
- Strength Size : 2-6
- Adjustable Closing Action : Yes
- Adjustable Latch Action : Yes
- Delayed Action : No
- Backcheck : Yes
- Applications : Fig 1, 61, 66
- Handed : Reversible
- Finish : Silver
- Unit Quantity : Single
- Boxed Quantity : N/A
- Fire Tested : Timber: 2 hours

FEATURES

- 10 year guarantee
- Concealed adjustment to prevent unauthorised adjustment to closer
- EN1154 compliant
- Matching Arm



L10363

Length	318
Width	74
Depth	62

PRODUCT CODES

- L10363 - 2130B.L Closer - SLV

Door Closers

Briton 2130B.D.L Overhead Door Closer

Maximum Door Width : 1400mm
 Maximum Door Weight : 120kg
 Strength Size : 1-6
 Adjustable Closing Action : Yes
 Adjustable Latch Action : Yes
 Delayed Action : Yes
 Backcheck : Yes
 Applications : Fig 1, Fig 61 & Fig 66
 Handed : Reversible
 Finish : Silver
 Unit Quantity : Single
 Boxed Quantity : N/A
 Fire Tested : Yes, 2 hours

FEATURES

- 10 year guarantee
- Concealed adjustment to prevent unauthorised adjustment to closer
- EN1154 compliant
- Matching Arm



L11996

Length	318
Width	74
Depth	62

PRODUCT CODES

L11996 - 2130B.D.L Closer - SLV

Briton 2130B.D.C Overhead Door Closer

Maximum Door Width : 1400mm
 Maximum Door Weight : 120kg
 Strength Size : 2-6
 Adjustable Closing Action : Yes
 Adjustable Latch Action : Yes
 Delayed Action : Yes
 Backcheck : Yes
 Applications : Fig 1, Fig 61 & Fig 66
 Handed : Reversible
 Finish : Silver enamelled
 Unit Quantity : Single
 Boxed Quantity : N/A
 Fire Tested : 2 hours

FEATURES

- 10 year guarantee
- Concealed adjustment to prevent unauthorised adjustment to closer
- EN1154 compliant
- Matching Arm



L9367

Length	310
Width	55
Depth	66

PRODUCT CODES

L9367 - 2130B.D.C Closer - SE

Briton 2720BD Overhead Cam-Action Side Channel Door Closer

Maximum Door Width : 1250mm
 Maximum Door Weight : 100kg
 Strength Size : 2-5
 Adjustable Closing Action : Yes
 Adjustable Latch Action : Yes (Final 7°)
 Delayed Action : Yes (Adjustable 70°-120°)
 Backcheck : Yes (Adjustable)
 Handed : Reversible
 Finish : Silver enamelled
 Fire Tested : Timber 1 hour, metal 2 hours

FEATURES

- 10 year guarantee
- Concealed adjustment to prevent unauthorised adjustment to closer
- EN1154 & EN1634 compliant
- Fast power adjust mechanism indicator



L17424

Length	289
Width	57
Depth	70

PRODUCT CODES

L17424 - Push - SE
 L17425 - Pull - SE

Door Closers



TS68 Overhead Door Closer

- Maximum Door Width : 1100mm
- Maximum Door Weight : 80kg
- Strength Size : 2-4
- Adjustable Closing Action : Yes
- Adjustable Latch Action : Yes
- Delayed Action : No
- Backcheck : No
- Applications : Fig 1, Fig 61 & Fig 66
- Handed : Reversible
- Finish : Silver enamelled
- Unit Quantity : Single
- Boxed Quantity : N/A
- Fire Tested : Timber: 2 hours

FEATURES

- Strength size adjustable by moving closer body or turning the arm power shoe



Length	220
Width	53.5
Depth	45

PRODUCT CODES

LI1539 - TS68 Closer - SE



TS71EN Overhead Door Closer

- Maximum Door Width : 1100mm
- Maximum Door Weight : 80kg
- Strength Size : 3-4
- Adjustable Closing Action : Yes
- Adjustable Latch Action : Yes
- Delayed Action : No
- Backcheck : No
- Applications : Fig 1, Fig 61 & Fig 66
- Handed : Reversible
- Finish : Silver enamelled
- Unit Quantity : Single
- Boxed Quantity : 8
- Fire Tested : Timber: 2 hours
- Metal: 4 hours

NOTE

- When fitted in parallel arm application maximum door width 950mm



Length	232
Width	68
Depth	45

PRODUCT CODES

LI2382 - TS71EN Closer - SE



TS72V Overhead Door Closer

- Maximum Door Width : 1100mm
- Maximum Door Weight : 80kg
- Strength Size : 2-4
- Adjustable Closing Action : Yes
- Adjustable Latch Action : Yes
- Delayed Action : No
- Backcheck : Optional
- Applications : Fig 1, Fig 61 & Fig 66
- Handed : Reversible
- Finish : Silver enamelled
- Unit Quantity : Single
- Boxed Quantity : 8
- Fire Tested : Timber: 2 hours
- Metal: 4 hours

NOTE

- When fitted in parallel arm application maximum door width 950mm



Length	232
Width	68
Depth	45

PRODUCT CODES

LI2383 - with Backset - SE
LI7851 - No Backset - SE

Door Closers



TS73V Overhead Door Closer

- Maximum Door Width : 1100mm
- Maximum Door Weight : 80kg
- Strength Size : 2-4
- Adjustable Closing Action : Yes
- Adjustable Latch Action : Yes
- Delayed Action : No
- Backcheck : Yes
- Applications : Fig 1, Fig 61 & Fig 66
- Handed : Reversible
- Finish : Silver enamelled
- Unit Quantity : Single
- Boxed Quantity : Eight
- Fire Tested : Timber: 2 hours
Metal: 4 hours

FEATURES

- Spring strength adjustable by Allen key
- Thinking backcheck

NOTE

- When fitted in parallel arm application maximum door width 950mm



LI1538

Length	233
Width	60
Depth	42

PRODUCT CODES

LI1538 - TS73V Door Closer - SE



TS83 Size 2-5 Closer

- Maximum Door Width : 1250mm
- Maximum Door Weight : 120kg
- Strength Size : 2-5
- Adjustable Closing Action : Yes
- Adjustable Latch Action : Yes
- Delayed Action : No
- Backcheck : Yes
- Applications : Fig 1, 61, 66
- Handed : Reversible
- Finish : Silver enamelled
- Unit Quantity : Single
- Boxed Quantity : N/A
- Fire Tested : Timber: 2 hours
Metal: 4 hours

FEATURES

- Thinking backcheck

NOTE

- When fitted in parallel arm application maximum door width 1100mm



LI4263

	LI1882	LI4263	L8310
Length	245	245	245
Width	60	60	60
Depth	46	46	47.5

PRODUCT CODE

LI1882 - Anti-Corrosive - SE
LI4263 - Backcheck Only - SE
L8310 - Backcheck & Delayed Action - SE



TS83 Size 3-6 Closer

- Maximum Door Width : 1400mm
- Maximum Door Weight : 120kg
- Strength Size : 3-6
- Adjustable Closing Action : Yes
- Adjustable Latch Action : Yes
- Delayed Action : No
- Backcheck : Yes
- Applications : Fig 1, 61, 66
- Handed : Reversible
- Finish : Silver enamelled
- Unit Quantity : Single
- Boxed Quantity : N/A
- Fire Tested : Timber: 2 hours
Metal: 4 hours

NOTE

- Thinking backcheck
- When fitted in parallel arm application maximum door width 1250mm



LI6140

Length	245
Width	60
Depth	46

PRODUCT CODES

LI6140 - Backcheck - SE
LI6141 - Backcheck & Delayed Action - SE

Door Closers




TS90 Overhead Door Closer

- Maximum Door Width : 950mm
- Maximum Door Weight : 60kg
- Strength Size : 3
- Adjustable Closing Action : Yes
- Adjustable Latch Action : Yes
- Delayed Action : No
- Backcheck : No
- Applications : Fig 1, 61, 66
- Handed : Reversible
- Finish : Silver enamelled
- Unit Quantity : Single
- Boxed Quantity : N/A
- Fire Tested : 2 hours

FEATURES

- Cam action technology
- Slide channel arm
- Independent testing to BS EN 1154
- Optional mechanical hold-open



LI4584

Length	246
Width	57
Depth	47

PRODUCT CODES

LI4584 - TS90 Closer - SE



N8803 Overhead Door Closer

- Maximum Door Width : 950mm
- Maximum Door Weight : 60kg
- Strength Size : 3
- Adjustable Closing Action : Yes
- Adjustable Latch Action : Yes
- Delayed Action : No
- Backcheck : No
- Applications : Fig 1, 61
- Handed : Reversible
- Finish : Silver or gold
- Unit Quantity : Single
- Boxed Quantity : 8
- Fire Tested : 2 hours

FEATURES

- Small bodied closer
- Independent, fully adjustable hydraulic door speed and latch controls
- Maximum opening angle - 140°
- Non handed
- Adjustable arm
- Easy-to-use template and pictorial fitting instructions



LI4594

Length	180
Width	65
Depth	42

PRODUCT CODES

LI4594 - N8803 Closer - SLV
LI4595 - N8803 Closer - GLD



Retro 3 Overhead Door Closer

- Maximum Door Width : 950mm
- Maximum Door Weight : 60kg
- Strength Size : 3
- Adjustable Closing Action : Yes
- Adjustable Latch Action : Yes
- Delayed Action : No
- Backcheck : No
- Applications : Fig 1, 61, 66
- Handed : Reversible
- Finish : Silver enamelled
- Unit Quantity : Single
- Boxed Quantity : 6
- Fire Tested : 2 hours

FEATURES

- Square steel cover
- Independent, fully adjustable door speed and latch controls
- Non-handed
- Concealed adjustment controls
- Adjustable flatform arm
- Easy-to-use template and pictorial fitting instructions



LI4998

Length	250
Width	48
Depth	58

PRODUCT CODES

LI4998 - Retro 3 Closer - SE

Door Closers



Retro 4 Overhead Door Closer

L14999

- Maximum Door Width : 1100mm
- Maximum Door Weight : 80kg
- Strength Size : 4
- Adjustable Closing Action : Yes
- Adjustable Latch Action : Yes
- Delayed Action : No
- Backcheck : No
- Applications : Fig 1, 61, 66
- Handed : Reversible
- Finish : Satin enamelled
- Unit Quantity : Single
- Boxed Quantity : N/A
- Fire Tested : 2 hours



Length	250
Width	48
Depth	58

NOTE

- When fitted in parallel arm application maximum door width 950mm

PRODUCT CODES

L14999 - Retro 4 Closer - SE



N8834 Overhead Door Closer

L14596

- Maximum Door Width : 1100mm
- Maximum Door Weight : 80kg
- Strength Size : 3-4
- Adjustable Closing Action : Yes
- Adjustable Latch Action : Yes
- Delayed Action : No
- Backcheck : No
- Applications : Fig 1, 61, 66
- Handed : Reversible
- Finish : Silver & gold
- Unit Quantity : Single
- Boxed Quantity : 8
- Fire Tested : 2 hours



Length	270
Width	55
Depth	70

FEATURES

- Independent, fully adjustable hydraulic door speed and latch controls
- Non-handed
- Concealed adjustable controls
- Adjustable flatform arm
- East-to-use template and pictorial fitting instructions

PRODUCT CODES

L14596 - N8834 Closer - SLV
L14597 - N8834 Closer - GLD



8824 Overhead Door Closer

L13397

- Maximum Door Width : 1100mm
- Maximum Door Weight : 80kg
- Strength Size : 2-4
- Adjustable Closing Action : Yes
- Adjustable Latch Action : Yes
- Delayed Action : No
- Backcheck : Optional
- Applications : Fig 1, Fig 61 & Fig 66
- Handed : Reversible
- Finish : Silver enamelled
- Unit Quantity : Single
- Boxed Quantity : N/A
- CE Marked : Yes, BS EN 1154
- Fire Tested : 1 hour



Length	310
Width	55
Depth	80

FEATURES

- 10 year guarantee
- Spring size 2 to 4 selectable power, optional backcheck
- Speed controls and overload protection

PRODUCT CODES

L13397 - 8824 Closer - SE

Door Closers

Spring Door Closers

astra Spring Door Closer

Maximum Door Weight : 68kg
 Finish : Polished brass, satin chrome or polished chrome
 Unit Quantity : Single
 Boxed Quantity : N/A
 Fire Tested : 1/2 - 1 hour

FEATURES

- All Gibcloser models are self handing
- Virtually maintenance free (other than routine dusting and cleaning)



LI2681

Body Width	25
Arm Length	118
Body Height	116

PRODUCT CODES

- LI2681 - CO6E Closer - PB
- LI2682 - C61E Closer - SC
- LI2683 - C68E Closer - PC

astra Gibcloser Door Closer

Maximum Door Weight : 68kg
 Finish : Polished brass, satin chrome, polished chrome or white
 Unit Quantity : Single
 Boxed Quantity : 24 or 40
 Fire Tested : 1/2 hour to BS 476 Part 2 1987, Part 22 1987 + EN1634-2

FEATURES

- All Gibcloser models are self handing
- Virtually maintenance free (other than routine dusting and cleaning)



3357

LI5509

Body Height	116
Arm Length	153
Body Width	25

PRODUCT CODES

- L5509 - C05 Closer - PB
- LI2682 - C61 Closer - SC
- LI2683 - C68 Closer - PC
- 3357 - C11E Closer - WH

Transom Door Closers

DORMA RTS85 Transom Door Closer

Maximum Door Width : 950mm
 Maximum Door Weight : 90kg
 Strength Size : 3
 Adjustable Closing Action : Yes
 Adjustable Latch Action : Yes
 Delayed Action : N/A
 Hold Open : Optional
 Backcheck : Yes
 Applications : Transom
 Handed : Reversible
 Unit Quantity : Single
 Boxed Quantity : N/A
 Fire Tested : No

FEATURES

- Fully controlled closing with adjustable speed
- Adjustable final closing
- Progressive mechanical backcheck
- Mechanical backstop



LI1877

Length	328
Width	94
Depth	42

PRODUCT CODES

- LI1877 - RTS85 No Hold Open - SE
- LI1886 - RTS85 Hold Open - SE

ACCESSORIES

- Side Load Arm and Channel LI1878
- Side Load Floor Pivot LI1879
- End Load Arm and Channel LI1880
- End Load Floor Pivot LI1881

Door Closers

Door Closer Accessories

Briton 2000.APH Closer Arm Hold Open

Finish : Black
 Unit Quantity : Single
 Boxed Quantity : N/A



L757

PRODUCT CODES

L757 - 2000.APH Closer Arm - BLK

Briton 2130.APH Closer Arm Hold Open

Finish : Silver enamelled
 Unit Quantity : Single
 Boxed Quantity : N/A



L9372

PRODUCT CODES

L9372 - 2130.APH Closer Arm - SE

Chasmoood 6000F Closer Dictator

Max Door Weight : 200kg
 Applications : Flush fixings
 Finish : Zinc plated
 Unit Quantity : Single
 Boxed Quantity : N/A

FEATURES

- This model is for use where the door is flush with the frame



6878

PRODUCT CODES

6878 - 6000F Closer Dictator - ZP

Length	114
Width	47
Depth	35

astra DOOR CONTROLS SAA Door Selector

Finish : Satin anodised aluminium
 Unit Quantity : Single
 Boxed Quantity : 10



I0119

PRODUCT CODES

I0119 - Door Selector - SAA

Length	80
Width	70

Door Closers



8510 Side Load Arm and Channel

Finish : Galvanised
 Unit Quantity : Single
 Boxed Quantity : N/A

FEATURES
 ■ To suit RTS85 closer



L17340



PRODUCT CODES
 L117340 - 8510 Side Arm - GLV



8530 Side Load Arm and Channel

Finish : Galvanised
 Unit Quantity : Single
 Boxed Quantity : N/A



L11878

PRODUCT CODES
 L11878 - 8530 Side Arm - GLV



8534 End Load Arm and Channel

Finish : Galvanised
 Unit Quantity : Single
 Boxed Quantity : N/A



L11880

PRODUCT CODES
 L11880 - 8534 End Load Arm and Channel - GLV



8550/1 Side Floor Pivot

Finish : Galvanised
 Unit Quantity : Single
 Boxed Quantity : N/A



L11879

PRODUCT CODES
 L11879 - 8550/1 Side Floor Pivot - GLV



8552/3 End Load Floor Pivot

Finish : Galvanised
 Unit Quantity : Single
 Boxed Quantity : N/A



L11881

PRODUCT CODES
 L11881 - 8552/3 End Load Floor Pivot - GLV

Door Closers

Universal Fixing

Door closers that are available with universal fixings are available for the following applications

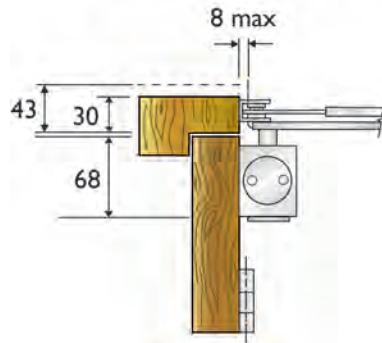


Figure 1

Mounted on the full face of the door

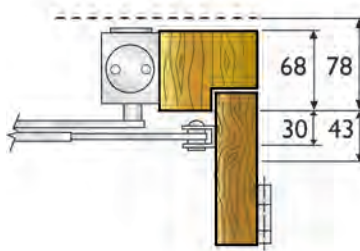


Figure 61

Mounted on the transom on the push side of the door

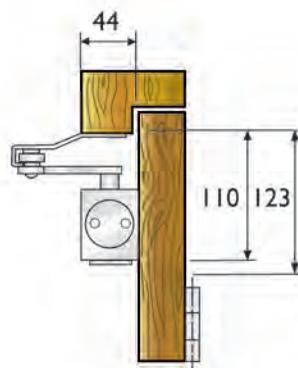
















Figure 66

Mounted on the push face of the door



Index

Hinges

	• Back Flap 524
	• Ball Bearing 524 - 525
	• Band & Hook 525
	• Butt 525 - 526
	• Friction 527 - 528
	• Rising 528
	• Solid Drawn Brass 528 - 529
	• Spring 529
	• Steel 530
	• Strap 531
	• Tee 531
	• UPVC 532
	• Washer 532 - 533

Hinges

Back Flap Hinges



Back Flap Hinge

Finish : Steel
 Unit Quantity : Pair
 Boxed Quantity : 10
 Screw Size : 8 or 10



1154

	1154	1156
Length	38	50

PRODUCT CODES

1154 - Back Flap Hinges - 38mm - ST
 1156 - Back Flap Hinges - 50mm - ST

Ball Bearing Hinges



Ball Bearing Hinges

Type : Double ball bearing
 Finish : Polished brass
 Unit Quantity : Pair
 Boxed Quantity : N/A
 Screw Size : 5

FEATURES

- Complete with fixing screws
- Visi packed



ASI500

Length	102
Width	75
Depth	3

PRODUCT CODES

ASI500 - Ball Bearing Hinges - PB



Ball Bearing Hinges

Finish : Stainless steel
 Unit Quantity : Pair
 Boxed Quantity : 50
 Screw Size : 10

FEATURES

- Complete with fixing screws
- BS EN1935 Grade 13 - L14363
- BS EN1935 Grade 11 - L10622
- BS EN1634 1 hour fire test



L14363

Length	102
Width	75
Depth	3

PRODUCT CODES

L14363 - Ball Bearing Hinges
 Grade 13 - SS
 L10622 - Ball Bearing Hinges
 Grade 11 - SS

Hinges



Ball Bearing Hinges

Type : Number 10
 Finish : Polished brass
 Unit Quantity : Pair
 Boxed Quantity : 50 pairs

FEATURES

- Packed complete with screws
- BS476 pt 22 1 hour fire test



LI1543

Length	102
Width	75
Depth	3

PRODUCT CODES

LI1543 - Ball Bearing Hinges - PB

Band and Hook Hinges

A Perry ASI28 Band and Hook Hinges

Finish : Self colour
 Unit Quantity : Pair
 Boxed Quantity : 5
 Screw Size : 12, 14 or 16



1735

	1735	1747	1750	LI195
Length	300	450	600	900

PRODUCT CODES

1735 - Band & Hook - 300mm
 1747 - Band & Hook - 450mm
 1750 - Band & Hook - 600mm
 LI195 - Band & Hook - 900mm

Butt Hinges



Brass Butt Hinges

Finish : Self colour brass
 Unit Quantity : Pair
 Boxed Quantity : 10
 Screw Size : 6

FEATURES

- Solid drawn
- Brass pin



L3349

	L3349	L3350
Length	51	64
Width	29	35

PRODUCT CODES

L3349 - Butt Hinges - 51mm - SCB
 L3350 - Butt Hinges - 64mm - SCB

Hinges

BASTA 204 Broad Butt Hinges

Type : Butt Hinge
 Screw Size : Number 10, 8 or 6
 Finish : Self colour brass
 Unit Quantity : Pair
 Boxed Quantity : 10

FEATURES

- Brass pin
- Solid drawn



L538

Length	64
Width	35

PRODUCT CODES

L538 - 64mm - SCB

**Primalite
 Brass
 Limited**

Cast Iron Butt Hinges

Type : Butt hinge
 Finish : Cast iron
 Unit Quantity : Pair
 Boxed Quantity : 10



106

	106	108	109
Length	64	75	102

PRODUCT CODES

106 - 64mm - CI
 108 - 75mm - CI
 109 - 102mm - CI

Friction Hinges

Kenrick 500 Friction Hinges

Type : Friction Hinge
 Finish : Grey
 Unit Quantity : Pair
 Boxed Quantity : 5
 Screw Size : 10

FEATURES

- Diecast in corrosion-resistant zinc alloy
- Powder coated
- Adjustable friction
- Hinge will open to 180 degrees
- Maximum load 15kg



2146

Length	190
Width	25

PRODUCT CODES

2146 - 500 Friction Hinges - GRY

Hinges



Friction Hinges - 13mm Side Hung

Type : Friction hinge side hung
 Finish : Stainless steel
 Unit Quantity : Pair
 Boxed Quantity : 25

FEATURES

- Foolproof locating system to ensure reliable and accurate closing
- Effective weather and draught proofing
- Smooth operation



LI4528

	LI4528	LI4529	LI4520
Length	300	400	500
Width	18	18	18
Stack Height	13	13	13

PRODUCT CODES

- LI4528 - 13mm Friction - 300mm - SS
- LI4529 - 13mm Friction - 400mm - SS
- LI4520 - 13mm Friction - 500mm - SS



Friction Hinges - 17mm Side Hung

Type : Friction hinge side hung
 Finish : Stainless steel
 Unit Quantity : Pair
 Boxed Quantity : 25

FEATURES

- Foolproof locating system to ensure reliable and accurate closing
- Effective weather and draught proofing
- Smooth operation



LI4530

	LI4530	LI4531
Length	300	400
Width	18	18
Stack Height	17	17

PRODUCT CODES

- LI4530 - 17mm Friction - 300mm - SS
- LI4531 - 17mm Friction - 400mm - SS



Friction Hinges - 13mm Top Hung

Type : Friction hinge top hung
 Finish : Stainless steel
 Unit Quantity : Pair
 Boxed Quantity : 25

FEATURES

- Foolproof locating system to ensure reliable and accurate closing
- Effective weather and draught proofing
- Smooth operation



LI4516

LI4520

	LI4516	LI4517	LI4518	LI4519	LI4520	LI4521
Length	200	250	300	400	500	600
Width	18	18	18	18	18	18
Stack Height	13	13	13	13	13	13

PRODUCT CODES

- LI4516 - 13mm Friction - 200mm - SS
- LI4517 - 13mm Friction - 250mm - SS
- LI4518 - 13mm Friction - 300mm - SS
- LI4519 - 13mm Friction - 400mm - SS
- LI4520 - 13mm Friction - 500mm - SS
- LI4521 - 13mm Friction - 600mm - SS

Hinges



Friction Hinges - 17mm Top Hung

Type : Friction hinge top hung
 Finish : Stainless steel
 Unit Quantity : Pair
 Boxed Quantity : 25

FEATURES

- Foolproof locating system to ensure reliable and accurate closing
- Effective weather and draught proofing
- Smooth operation



LI4527

PRODUCT CODES

- LI4522 - 17mm Friction - 200mm - SS
- LI4523 - 17mm Friction - 250mm - SS
- LI4524 - 17mm Friction - 300mm - SS
- LI4525 - 17mm Friction - 400mm - SS
- LI4526 - 17mm Friction - 500mm - SS
- LI4527 - 17mm Friction - 600mm - SS

LI4522 LI4523 LI4524 LI4525 LI4526 LI4527

Length	200	250	300	400	500	600
Width	18	18	18	18	18	18
Stack Height	17	17	17	17	17	17

Rising Hinges



Rising Hinges

Finish : Self colour steel
 Hand : Left or right
 Unit Quantity : Pair
 Boxed Quantity : 5



I180

PRODUCT CODES

- I180 - Rising Hinges - 75mm - LH
- I182 - Rising Hinges - 75mm - RH
- I186 - Rising Hinges - 102mm - LH
- I189 - Rising Hinges - 102mm - RH

I180 I182 I186 I189

Length	75	75	102	102
Screw Size	8	8	10	10

Solid Drawn Hinges



Solid Drawn Hinges

Type : Solid drawn
 Finish : Sanded brass
 Unit Quantity : Pair
 Boxed quantity : 10

FEATURES

- Steel pin
- Visi packed
- Supplied with screws



AS1508

PRODUCT CODES

- AS1507 - Solid Hinges - 75mm - SB
- AS1508 - Solid Hinges - 102mm - SB

AS1507 AS1508

Length	75	102
Width	37	67
Depth	1.50	2

Hinges



Solid Drawn Brass Hinges

Type : Solid drawn
 Finish : Satin brass
 Unit Quantity : Pair
 Boxed Quantity : 10

FEATURES

- Solid drawn
- Brass pin



LI4407

	LI4407	LI4408
Length	102	76
Width	60	43

PRODUCT CODES

- LI4407 - Solid Hinges - 102mm - SB
- LI4408 - Solid Hinges - 76mm - SB

Spring Hinges

Allendor
 Products
 Limited

Helical Spring Hinges - Double

Type : Double action
 Finish : Silver
 Unit Quantity : Pair

DOOR WEIGHT

- 6900 Door weight 10kg
- 6903 Door weight 15kg
- 6904 Door weight 25kg



6900

	6900	6903	6904	6906
Length	75	102	127	152
Door Weight	10	15	25	35

PRODUCT CODES

- 6900 - Helical Double - 75mm
- 6903 - Helical Double - 102mm
- 6904 - Helical Double - 127mm
- 6906 - Helical Double - 152mm

Allendor
 Products
 Limited

Helical Spring Hinges - Single

Type : Single action
 Finish : Silver
 Unit quantity : Pair
 Boxed quantity : N/A

DOOR WEIGHT

- 6900 Door weight 10kg
- 6903 Door weight 15kg
- 6904 Door weight 25kg



6895

	6892	6895	6898
Length	102	127	152
Door Weight	10	15	25

PRODUCT CODES

- 6892 - Helical Single - 102mm
- 6895 - Helical Single - 127mm
- 6898 - Helical Single - 152mm

Hinges

Steel Hinges



451 Strong Hinges

Finish : Steel
 Unit Quantity : Pair
 Boxed Quantity : 5

FEATURES

- Strong steel hinges



7331

Length	102
Screw Size	10

PRODUCT CODES

7331 - Strong Hinges - ST



899 Steel Hinges - Double

Finish : Self colour steel
 Unit Quantity : Pair
 Boxed Quantity : 5

FEATURES

- Extra strong steel hinge



1203

	1201	1203	L1068
Length	75	102	152
Screw Size	10	12	14

PRODUCT CODES

1201 - Double Hinges - 75mm - SCS
 1203 - Double Hinges - 102mm - SCS
 L1068 - Double Hinges - 152mm - SCS



1838 Light Patt Steel Hinges

Finish : Steel
 Unit Quantity : Pair
 Boxed Quantity : 10



1222

	1216	1218	1220	1222	1224	1228
Length	38	50	64	75	102	152
Screw Size	5	6	6	7	8	10

PRODUCT CODES

1216 - Steel Hinges - 38mm - ST
 1218 - Steel Hinges - 50mm - ST
 1220 - Steel Hinges - 64mm - ST
 1222 - Steel Hinges - 75mm - ST
 1224 - Steel Hinges - 102mm - ST

Hinges

Strap Hinges

CROMPTON HARDWARE 950 Strap Hinges

Finish : Self colour steel
 Unit Quantity : Pair
 Boxed Quantity : 10

FEATURES

- Light strap hinge



L1089

PRODUCT CODES

- L1091 - Strap Hinges - 102mm - SCS
- L1089 - Strap Hinges - 205mm - SCS

	L1091	L1089
Length	102	250
Screw Size	6	8

Tee Hinges

CROMPTON HARDWARE 909 Tee Hinges

Finish : Black
 Unit Quantity : Pair
 Boxed Quantity : 10

FEATURES

- Light tee hinge



1583

1696

PRODUCT CODES

- 1583 - Tee Hinges - 150mm - BLK
- 1584 - Tee Hinges - 230mm - BLK
- L1092 - Tee Hinges - 300mm - BLK
- 1692 - Tee Hinges - 375mm - BLK
- 1696 - Tee Hinges - 450mm - BLK

	1583	1584	L1092	1692	1696
Length	150	230	300	375	450
Screw Size	6	8	8	10	10

CROMPTON HARDWARE 910 Tee Hinges

Finish : Self colour steel
 Unit Quantity : Pair
 Boxed Quantity : 5

FEATURES

- Heavy tee hinge



1707

PRODUCT CODES

- 1707 - Tee Hinges - 230mm - SCS
- L1094 - Tee Hinges - 300mm - SCS
- L1095 - Tee Hinges - 375mm - SCS

	1707	L1094	L1095	L1096
Length	230	300	375	450
Screw Size	10	12	12	14

Hinges

UPVC Hinges



UPVC Adjustable Hinge

Type : Adjustable security butt hinge
 Finish : White
 Unit Quantity : Pair
 Boxed Quantity : 10

Bevelled Angle

- L12141 - 0°
- L12140 - 5°
- L12142 - 15°



L12140

Length	100
--------	-----

PRODUCT CODES

- L12141 - 0° UPVC Door Hinges - WH
- L12140 - 5° UPVC Door Hinges - WH
- L12142 - 15° UPVC Door Hinges - WH

Washer Hinges



Double Washer Hinges

Type : Double phospher bronze washered
 Finish : Polished brass or chrome plated
 Unit Quantity : Pair
 Boxed Quantity : N/A

FEATURES

- Phospher bronze washers
- Steel pin



AS1504

AS1501 & AS1504

Size	75x50x2.5
------	-----------

AS1502 & AS1505

Size	102x67x4
------	----------

AS1503

Size	102x75x4
------	----------

AS1506

Size	102x67x2.5
------	------------

PRODUCT CODES

PHOSPHER BRONZE WASHER

- AS1501 - DPBW - 75 x 50mm - PB
- AS1504 - DPBW - 75 x 50mm - CP
- AS1502 - DPBW - 102 x 67mm - PB
- AS1505 - DPBW - 102 x 67mm - CP
- AS1503 - DPBW - 102 x 75mm - PB

STEEL WASHER

- AS1506 - DSW - 102 x 67mm - PB



Double Steel Washer Brass Hinges

Type : Double steel washered
 Finish : Polished brass
 Unit Quantity : Pair
 Boxed Quantity : 5 or 10

FEATURES

- Steel pin



L14410

L14409 L14410

Length	102	75
Width	76	50
Depth	N/A	N/A

PRODUCT CODES

- L14410 - DSW Hinges - 75mm - PB
- L14409 - DSW Hinges - 102mm - PB

Hinges



Double Phospher Bronze Washer Hinges

Finish : Polished brass
 Unit Quantity : Pair
 Boxed Quantity : 5
 Screw Size : 10

FEATURES

- Phospher bronze washered
- Brass pin



L8598

Length	102
Width	102

PRODUCT CODES

L8598 - DPBW Brass Hinges - PB




Double Steel Washer Brass Hinges

Finish : Self colour brass
 Unit Quantity : Pair
 Boxed Quantity : 5

FEATURES

- Steel pin



L3356

	L3356	L3363
Length	102	102
Width	67	76
Screw Size	10	10

PRODUCT CODES

L3356 - DSW Brass Hinges 67mm - PB
 L3363 - DSW Brass Hinges 76mm - PB



Phospher Bronze Washer Butt Hinges

Type : Washer Butt Hinges
 Finish: Polished brass
 Unit Quantity : Pair
 Boxed Quantity : 5

FEATURES

- Phospher bronze washers



L3363

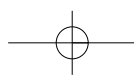
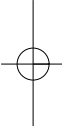
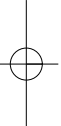
Length	102
Width	76

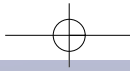
PRODUCT CODES

L3363 - PBW Butt Hinges - PB



Hinges Notes





Index

Exit Hardware



• Break Glass Bolt 536



• Panic Bolt 536



• Door Alarm 537



• Emergency Bolt 537 - 538



• Outside Access Device 538 - 541



• Paddle Handle 542



• Panic Bolt 542 - 544



• Panic Latch 545 - 448



• Touch Bar 548



• Accessories 548 - 550

Exit Hardware

Break Glass Bolt



Break Glass Bolt

Finish : White
 Handed : Non-handed
 Unit Quantity : Single

FEATURES

- Designed for emergency exit single doors.
- Breaking glass results in the bolt sliding back automatically and unlocking the door.



L3817

Height	193
Width	50
Depth	48

PRODUCT CODES

L3817 - Break Glass Bolt - WH

Associated Products

AS2517 - Padlock

*Padlock not included

Panic Bolt



Redlam Panic Bolt MK I

Finish : Silver
 Handed : Non-handed
 Unit Quantity : Single
 Boxed Quantity : N/A

FEATURES

- Manufactured from cast iron aluminium, Redlam panic bolts are economical solution to the problem of providing reliable security for internal emergency exits.
- Designed for emergency exit single doors. Breaking the Ceramtube™ results in the bolt sliding back automatically and unlocking the door.
- Ceramtube™ - Replacement cartridges for both MK I and MK2 Redlam panic bolts.
- Designed to produce no sharp edges when smashed.



3343

PRODUCT CODES

3343 - Panic Bolt MK I - SLV

Associated Products

L4109 - Ceramic Tubes
 9454 - Glass Tubes
 L4095 - Hammer



Redlam Panic Bolt MK2

Finish : Silver
 Handed : Non-handed
 Unit Quantity : Single
 Boxed Quantity : N/A

FEATURES

- Manufactured from cast iron aluminium, Redlam panic bolts are economical solution to the problem of providing reliable security for internal emergency exits.
- Designed for interconnecting emergency exit doors. Operates one side of the door by breaking the Ceramtube™ and on the other side of the door by pushing the knob.
- Ceramtube™ - Replacement cartridges for both MK I and MK2 Redlam panic bolts.
- Designed to produce no sharp edges when smashed.



3345

PRODUCT CODES

3345 - Panic Bolt MK2 - SLV

Associated Products

L4109 - Ceramic Tubes
 9454 - Glass Tubes
 L4095 - Hammer
 L4209 - Keep Plate

Exit Hardware

Door Alarm

COOPERBOLT Panic Bolt 120

Finish : Silver
 Handed : Left or right
 Unit Quantity : Single
 Boxed Quantity : N/A

FEATURES

- Self contained vertical panic bolt alarm - battery operated
- Alarm sounds immediately when the door is opened
- Alarm silenced only by key holder



PRODUCT CODES

- 1391 - Panic Bolt 120 - LH - SLV
- 1422 - Panic Bolt 120 - RH - SLV

COOPERBOLT Panic Bolt 130

Finish : Silver
 Handed : Left or right
 Unit Quantity : Single
 Boxed Quantity : N/A

FEATURES

- Alarm sounds immediately when the door is opened.
- Alarm silenced only by key holder.
- Alarm can be switched off when not required.



PRODUCT CODES

- L10347 - Door Alarm 130 - LH - SLV
- L10346 - Door Alarm 130 - RH - SLV

Emergency Bolt

COOPERBOLT Emergency Bolt 101

Finish : Silver
 Unit Quantity : Single
 Boxed Quantity : N/A

FEATURES

- Door is bolted except in an emergency
- Once opened, bolt can only be reset by keyholder



PRODUCT CODES

- 8589 - Emergency Bolt 101 - LH - SLV

Exit Hardware

COOPERBOLT I03 Emergency Bolt

Finish : Silver
 Unit Quantity : Single
 Boxed Quantity : N/A

FEATURES

- Incorporates a battery operated electronic alarm giving approximately 100dB
- Door is bolted except in an emergency



6650

PRODUCT CODES

6650 - I03 Emergency Bolt - SLV

COOPERBOLT I03S Emergency Bolt with Alarm

Finish : Silver
 Unit Quantity : Single
 Boxed Quantity : N/A

FEATURES

- Self contained alarm bolt
- Incorporates a battery operated electronic alarm giving approximately 100dB
- Door is bolted except in an emergency
- Once opened, bolt can only be reset by keyholder
- On/off switch allows alarm to be switched off



L8462

PRODUCT CODES

L8462 - I03S Emergency Bolt

Outside Access Device



Outside Access Device - Knob

Finish : Silver
 Handed : Reversible
 Unit Quantity : Single
 Boxed Quantity : N/A

FEATURES

- Improved grip on knob for wet conditions
- Supplied complete with Evva Euro cylinder
- Suitable for doors between 40mm and 70mm thick
- Fixing suitable for timber and metal doors



AS3108

PRODUCT CODES

AS3108 - Access Device - Knob

Height	175
Width	55
Depth	87

Exit Hardware



Outside Access Device - Lever

Finish : Silver
 Handed : Reversible
 Unit Quantity : Single
 Boxed Quantity : N/A

FEATURES

- Lever handle supplied loose to allow easy
- Supplied complete with Evva Euro Cylinder on site handing
- Supplied for doors between 40 and 70mm thick
- Fixing suitable for timber and metal doors



AS3107

Height	175
Width	55
Depth	81

PRODUCT CODES

AS3107 - Access Device - Lever

Briton 1413EKE Outside Access Device - Knob

Finish : Silver enamelled
 Handed : Reversible
 Unit Quantity : Single
 Boxed Quantity : N/A
 Number of Keys : 3

FEATURES

- Knob with improved grip in wet conditions
- Supplied complete with Euro cylinder
- Suitable for doors between 40mm and 70mm thick
- Fixing suitable for timber and metal door sets
- Can be keyed alike in house



LI1870

Height	175
Width	55
Depth	87

PRODUCT CODES


LI1870 - 1413EKE Access Device - SE

Briton 1413ELE Outside Access Device - Lever

Finish : Silver enamelled
 Handed : Reversible
 Unit Quantity : Single
 Boxed Quantity : N/A
 Number of Keys : 3

FEATURES

- Lever handle
- Supplied loose to allow easy on site handing
- Supplied with Euro profile cylinder
- Suitable for doors between 40mm and 70mm thick
- Fixing suitable for timber and metal door sets
- Can be keyed alike in house



LI1876

Height	175
Width	55
Depth	81

PRODUCT CODES

LI1876 - 1413ELE Access Device - Lever

Exit Hardware

EXIDOR 302 Outside Access Device - Knob

Finish : Silver
 Handed : Reversible
 Unit Quantity : Single
 Boxed Quantity : N/A

FEATURES

- Complete with Euro cylinder
- Suitable for doors up to 70mm thick



Height	178
Width	60
Depth	43

PRODUCT CODES


LI1569 - 302 Access Device - Knob

EXIDOR 410 Outside Access Device - Lever

Finish : Silver enamelled
 Handed : Reversible
 Unit Quantity : Single
 Boxed Quantity : N/A

FEATURES

- Complete with Euro cylinder
- Suitable for doors up to 70mm thick



Height	155
Width	40
Depth	38

PRODUCT CODES

LI1568 - 410 Access Device - Lever

EXIDOR 298 Outside Access Device - Knob

Finish : Silver enamelled
 Handed : Reversible
 Unit Quantity : Single
 Boxed Quantity : N/A
 Number of Keys : 2

FEATURES

- Concealed fixing
- To suit wood and metal doors



Height	98
Width	58
Depth	68

PRODUCT CODES

LI5364 - 298 Access Device - Knob

Exit Hardware

EXIDOR 322SE Outside Access Device

Finish : Silver enamelled
 Handed : No
 Unit Quantity : Single
 Number of Keys : 3

FEATURES

- Non handed
- Meets the dimensional requirements of BS8300 and approved Document 'M' (DDA)
- Lever is supplied with special shear screw designed to break under excessive force
- Surface mounted on the outside of the door using three concealed machine screws
- Same fixing points as the 302 OAD - easy retro fit
- Supplied as standard for doors up to 55mm thick



LI7477

Height	127
Width	60
Depth	88

PRODUCT CODES

LI7477 - 322 Outside Access Device - SE



U8040 Outside Access Device

Finish : Silver enamelled
 Handed : No
 Unit Quantity : Single
 Boxed Quantity : N/A
 Number of Keys : 2

FEATURES

- Cylinder can be replaced for a master keyed rim cylinder
- Gain entry from outside
- Can be keyed alike in house
- To suit wood and metal doors
- Concealed fixings
- Easy grip knob



3607

Height	127
Width	57
Depth	88.5

PRODUCT CODES

3607 - U8040 Access Device - Knob



U8041 Outside Access Device

Finish : Silver enamelled
 Handed : No
 Unit Quantity : Single
 Boxed Quantity : N/A
 Number of Keys : 2

FEATURES

- Mortice Rim key
- Keyed alike at works
- Concealed fixings
- To suit wood and metal doors



3608

Height	100
Width	56
Depth	57

PRODUCT CODES

3608 - U8041 Access Device - Knob




U805 Outside Access Device

Finish : Dark metallic grey / silver
 Handed : Non handed
 Unit Quantity : Single
 Boxed Quantity : N/A
 Number of Keys : 3

FEATURES

- Oval knob handle for easy operation suitable for use with U801, U802, U803 and U804 panic hardware
- Concealed fixing
- Euro cylinder
- Can be keyed alike in house



LI1240

PRODUCT CODES

LI1240 - U805 Access Device - Knob

Exit Hardware

Paddle Handles



4591 Paddle Handle

Finish : Silver enamelled
 Handed : Reversible
 Unit Quantity : Single
 Boxed Quantity : N/A

FEATURES

- Designed for simple push or pull operation as an alternative to a lever handle



PRODUCT CODES

To use with 4700/4900 Series

- LI3453 - Paddle Handle Pull - LH - SE
- LI3454 - Paddle Handle Push - LH - SE
- LI3455 - Paddle Handle Pull - RH - SE
- LI3456 - Paddle Handle Push - RH - SE

To use with MS 1890 Series

- LI3457 - Paddle Handle Pull - LH - SE
- LI3458 - Paddle Handle Push - LH - SE
- LI3459 - Paddle Handle Pull - RH - SE
- LI3460 - Paddle Handle Push - RH - SE

Panic Bolts



Double Rebated Panic Set

Finish : Silver enamelled
 Handed : No
 Unit Quantity : Single
 Boxed Quantity : N/A

FEATURES

- Supplied left or right hand, but can be reversed on site

SET CONTAINS:

- Rim panic latch for first opening leaf
- Single panic bolt for second opening leaf
- Double door strike to secure the rim panic latch



PRODUCT CODES

- AS3103 - Double Rebated - LH - SE
- AS3104 - Double Rebated - RH - SE

Briton 377E Double Rebated Panic Set


Max Door Width : 1210mm
 Max Door Height : 2415mm
 BS EN Operation : BS EN 1125
 Finish : Silver enamelled
 Handed : Left or right
 Unit Quantity : Single set
 Boxed Quantity : N/A

FEATURES

- Supplied left or right hand, but can be reversed on site

SET CONTAINS:

- Double door strike to secure the rim panic latch
- Supplied left or right hand, but can be reversed on site



PRODUCT CODES

- L9491 - 377E Double Rebated - LH - SE
- L9492 - 377E Double Rebated - RH - SE

ASSOCIATED PRODUCTS

- L8844 - Double Door Strike Pack

Exit Hardware

EXIDOR 285 Double Rebated Panic Set

Max Door Width : 1220mm
 Max Door Height : 2440mm
 BS EN Operation : BS EN 1125
 Finish : Silver enamelled
 Handed : Reversible
 Unit Quantity : Single
 Boxed Quantity : N/A

SET CONTAINS:

- Exidor 296 panic latch for first opening leaf
- Exidor 294 single panic bolt for second opening leaf and a 300 box keep to secure the panic latch



PRODUCT CODES

LI1574 - 285 Double Rebated - SE



U802 Rebated Panic Set

Max Door Width : 1400mm each leaf
 Max Door Height : 2440mm
 CE Marked : BS EN 1125
 Finish : Silver enamelled
 Handed : Reversible
 Unit Quantity : Single set
 Boxed Quantity : N/A

FEATURES

- Suitable for use on double rebated outward opening doors
- Can be operated from outside (with outside access device)
- Self adjustable trip action device



PRODUCT CODES

LI3646 - U802 Rebated - SE



Single Panic Bolt

Max Door Width : 1300mm
 Max Door Height : 2500mm
 BS EN Operation : 1125
 Finish : Silver enamelled
 Handed : Reversible
 Unit Quantity : 1
 Boxed Quantity : N/A

FEATURES

- Anti-thrust device and automatic top catch to release bolt into secure position when door is closed
- Self handing for use on single and double door applications



PRODUCT CODES

AS3100 - Single Bolt - SE

Exit Hardware

EXIDOR 294 Single Panic Bolt

Max Door Width : 1220mm
 Max Door Height : 2440mm
 BS EN Operation : BS EN 1125
 Finish : Silver enamelled
 Handed : Reversible
 Unit Quantity : Single
 Boxed Quantity : N/A

FEATURES

- Automatic top catch and easy clean floor socket as standard
- The main body is fitted with an anti-thrust device which prevents leverage of both top and bottom shoots from their sockets



PRODUCT CODES


LI1575 - 294 Single Bolt - SE

Briton 376E Single Panic Bolt

Max Door Width : 1210mm
 Max Door Height : 2415mm
 BS EN Operation : BS EN 1125
 Handed : Reversible
 Finish : Silver enamelled
 Unit Quantity : Single
 Boxed Quantity : N/A

FEATURES

- Anti-thrust device and automatic top catch to release bolt into secure position when door is closed
- Self handing for use on single and double door applications



PRODUCT CODES

L4082 - 376E Single Bolt - SE



U801 Single Panic Bolt

Max Door Width : 1400mm
 Max Door Height : 2440mm
 CE Marked : BS EN 1125
 Handed : Reversible
 Finish : Silver enamelled
 Unit Quantity : Single
 Boxed Quantity : N/A

FEATURES

- Suitable for timber and metal doors
- Can be operated from outside with outside access device
- Self adjusting trip action bolt device
- 20mm top and bottom bolt throw



PRODUCT CODES

LI1231 - U801 Single Bolt - SE

Exit Hardware

Panic Latch



Asec Panic Latch

Max Door Width : 1210m
 Max Door Height : N/A
 CE Marked : EN 1125
 Handed : Reversible
 Finish : Silver enamelled
 Unit Quantity : Single
 Boxed Quantity : N/A



PRODUCT CODES

AS3101 - Panic Latch - LH - SE
 AS3102 - Panic Latch - RH - SE

FEATURES

- For use on single doors or first opening leaf of a pair of doors
- With rebated meeting styles, where a vertical bolt is fitted to the other leaf
- Supplied left or right handed (can be reversed on site)
- Double door strike is required for double door applications

EXIDOR 296 Panic Latch

Max Door Width : 1220mm
 Max Door Height : N/A
 CE Marked : BS EN 1125
 Handed : Reversible
 Finish : Silver enamelled
 Unit Quantity : Single
 Boxed Quantity : N/A



PRODUCT CODES

L11573 - 296 Panic Latch - SE

FEATURES

- For use on single doors or first opening leaf of a pair of doors with rebated meeting styles where a vertical bolt is fitted to the other leaf
- Can be operated by a rim cylinder fitted to the outside of the door

Briton 378E Panic Latch

Max Door Width : 1210mm
 Max Door Height : N/A
 CE Marked : BS EN 1125
 Handed : Reversible
 Finish : Silver enamelled
 Unit Quantity : Single
 Boxed Quantity : N/A



PRODUCT CODES

L4084 - 378E Panic Latch - LH - SE
 L4085 - 378E Panic Latch - RH - SE

ASSOCIATED PRODUCTS

L8844 - Double Door Strike Pack



Exit Hardware

Briton 379EN Mortice Panic Night Latch

Max Door Width : 1210mm
 Max Door Height : N/A
 BS EN Operation : BS EN 1125
 Finish : Silver enamelled
 Unit Quantity : Single
 Boxed Quantity : N/A

FEATURES

- Automatic security without affecting safety
- Panic operator supplied with mortice night latch
- Supplied right hand but can be reversed on site
- Anti-thrust device and dual profile lockcase accepts both and oval profile cylinders (cylinder not supplied)



PRODUCT CODES

L9575 - 379EN Panic Latch - SE



U803 Panic Latch

Max Door Width : 1400mm
 Max Door Height : N/A
 BS EN Operation : BS EN 1125
 Finish : Dark metallic grey/silver enamelled
 Handed : Reversible
 Unit Quantity : Single
 Boxed Quantity : N/A

FEATURES

- Can be operated from outside with outside access device



PRODUCT CODES

LI1235 - U803 Panic Latch - SE
 LI1236 - U803 Panic Latch - DMG



Panic Latch

Max Door Width : 1300mm
 Max Door Height : N/A
 BS EN Operation : BS EN 179
 Finish : Silver enamelled
 Handed : Left or right
 Unit Quantity : Single
 Boxed Quantity : N/A

FEATURES

- Suitable for use on single doors and the first opening leaf of double rebated door applications
- Supplied left or right hand (can be reversed on site)
- Includes fixing pack for timber and metal door sets



PRODUCT CODES

AS3105 - Panic Latch - LH - SE
 AS3106 - Panic Latch - RH - SE




Exit Hardware

EXIDOR 297 Push Pad Panic Latch

Max Door Width : N/A
 Max Door Height : N/A
 BS EN Operation : BS EN 179
 Finish : Silver enamelled
 Handed : Reversible
 Unit Quantity : Single
 Boxed Quantity : N/A

FEATURES

- Suitable for use single doors and the first opening leaf of double rebated doors applications
- Can be operated by a rim cylinder fitted to the outside of the door



L11572

PRODUCT CODES

L11572 - 297 Push Pad - SE

Briton 1438E Push Pad Rim Latch

Max Door Width : 1300mm
 Max Door Height : N/A
 BS EN Operation : BS EN 179
 Handed : Reversible
 Finish : Silver enamelled
 Unit Quantity : Single
 Boxed Quantity : N/A

FEATURES

- Suitable for use on single doors and the first opening leaf of double rebated door applications
- Supplied left or right hand (can be reversed on site)
- Includes fixing pack for timber and metal door sets



2296

PRODUCT CODES

2296 - 1438E Push Pad Rim Latch - LH - SE
 2297 - 1438E Push Pad Rim Latch - RH - SE

ASSOCIATED PRODUCTS

L8844 - Double Door Strike Pack

Briton 372E Push Pad Vertical Bolt

Max Door Width : 1300mm
 Max Door Height : 2415mm
 BS EN Operation : BS EN 179
 Finish : Silver enamelled
 Handed : No
 Unit Quantity : Single
 Boxed Quantity : N/A

FEATURES

- Pad operated vertical bolt
- Anti thrust device - prevents unauthorised retraction of the latch bolt
- Adjustable top and bottom shoots



L00024

PRODUCT CODES

L00024 - 372E Push Pad - SE

Exit Hardware



U804 Push Pad Latch

Max Door Width : 1300mm
 Max Door Height : 2500mm
 BS EN Operation : BS EN 179
 Finish : Dark metallic grey or silver enamelled
 Handed : Reversible
 Unit Quantity : Single
 Boxed Quantity : N/A

FEATURES

- Push pad operation for single doors



PRODUCT CODES

LI1238 U804 Push Pad - DMG
 LI1237 U804 Push Pad - SE


Touch Bar

EXIDOR 400 Touch Bar Panic Latch

Max Door Width : 900mm
 Max Door Height : 2440mm
 BS EN Operation : BS EN 1125
 Finish : Silver enamelled
 Handed : Reversible
 Unit Quantity : Single
 Boxed quantity : N/A

FEATURES

- Exidor deadlock latch is non handed and features a built in dogging device



PRODUCT CODES

LI1571 400 Touch Bar - SE


Accessories

Legge® 376 ELT Long Top Shoot Bolts

Finish : Grey

FEATURES

- Tube only



Length	1950
Diameter	16

PRODUCT CODES

LI7339 - 1.95m Bolt

Exit Hardware

Regina Glass Tube for Redlam Bolt

Unit Quantity : Single
 Boxed Quantity : 10



9454

PRODUCT CODES

9454 - Glass Tube for Redlam Bolt

Thomas Glover Ceramic Tube

Unit Quantity : 1
 Boxed Quantity : 20



L4109

PRODUCT CODES

L4109 - Ceramic Tube

Thomas Glover Keep Plate for Redlam Bolt

Unit Quantity : 1
 Boxed Quantity : N/A

FEATURES

- Flat keep to suit Redlam bolt



L4209

PRODUCT CODES

L4209 - Keep Plate for Redlam Bolt

Glendening Emergency Key Box

Unit Quantity : Single
 Boxed Quantity : 100



3368

6876

PRODUCT CODES

3368 - Emergency Key Box
 6876 - Spare Glass for Round Key Box

ASSOCIATED PRODUCTS

L4095 - 499-100 Hammer for Fire Box

Exit Hardware



621-144 Emergency Key Box

Finish : Red
 Unit Quantity : Single
 Boxed Quantity : N/A
 Number of Keys : 2

FEATURES

- Made of steel in a red gloss finish
- Designed to hold a safety key for boiler rooms, lifts and emergency exits
- Glass breaking hammer sold separately
- Spare glass available



L4094

PRODUCT CODES

L4094 - 621-144 Emergency Key Box

ASSOCIATED PRODUCTS

L4095 - 499-100 Hammer



378DDS Strike

Finish : Silver
 Unit Quantity : Single
 Boxed Quantity : N/A

FEATURES

- Strike to suite:
- 378E
- 377E
- I438E



L8844

PRODUCT CODES

L8844 - 378DDS Strike



8070 Emergency Exit Cover & Turn

Unit Quantity : Single
 Boxed Quantity : 10

FEATURES

- Designed for use with mortice escape deadlocks such as Union 21572
- Supplied c/w self adhesive vinyl sign and fixing screws



2028

PRODUCT CODES

2028 - 8070 Emergency Turn and Cover
 L14365 - 8071 Emergency Cover for Oval/Euro Profile Cylinder (specify when ordering)
 10136 - 8070/1 Replacement Dome



Emergency Hammer

Finish : Nickel plate
 Unit Quantity : Single
 Boxed Quantity : N/A




L4095

PRODUCT CODES

L4095 - 499-100 Hammer - NP

ASSOCIATED PRODUCTS

L16499 - Emergency Key Case - RED
 L16500 - Spare Glass



Index

Ironmongery

	• Brackets 552 - 553
	• Catches & Latches 553 - 555
	• Hooks 555 - 559
	• Horizontal Pad Bars 560 - 562
	• Vertical Pad Bars 562 - 563
	• Hasps 564 - 565
	• Hasp & Staples 565 - 569
	• Miscellaneous 569



Ironmongery

Brackets

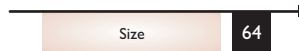


Handrail Bracket

Finish : Polished brass
 Unit Quantity : Single
 Boxed Quantity : 5



AS3821




PRODUCT CODES

AS3821 - Handrail Bracket - PB



Handrail Bracket

Finish : Satin anodised aluminium
 Unit Quantity : Single
 Boxed Quantity : 2



L4296



PRODUCT CODES

L4296 - Handrail Bracket - 64mm - SAA



673 Handrail Bracket

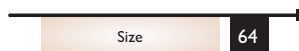
Finish : White
 Unit Quantity : Single
 Boxed Quantity : 10

FEATURES

- Steel powder coated
- Screw size number 8



2149



PRODUCT CODES

2149 - Handrail Bracket - WH

Ironmongery

A Perry 320 Corner Braces

Finish : Self colour
 Unit Quantity : Single
 Boxed Quantity : 50

- FEATURES**
- Countersunk on inside only



L9881 L9882 L9981 L9883 L9884 L9985

Size	25	38	50	63	75	100


PRODUCT CODES

- L9881 - Corner Braces 25mm - S/C
- L9882 - Corner Braces 38mm - S/C
- L9981 - Corner Braces 50mm - S/C
- L9883 - Corner Braces 63mm - S/C
- L9884 - Corner Braces 75mm - S/C
- L9885 - Corner Braces 100mm - S/C

A Perry Plate Stretcher

Finish : Self colour
 Unit Quantity : Single
 Boxed Quantity : 100

- FEATURES**
- One side, two holes not countersunk
 - One side, two slots not countersunk



A B C

Size	25	30	38

PRODUCT CODES

- 607 - Plate Stretcher - S/C

Catches & Latches

ALDRIDGE 1881 48mm Ball Catch Change

Finish : Polished brass
 Unit Quantity : Single
 Boxed Quantity : 10



Length 48

PRODUCT CODES

- 4672 - Ball Catch Change - PB

Ironmongery

SAMUEL HEATH

P4945 Counter Flap Catch

Finish : Polished brass
Unit Quantity : Single
Boxed Quantity : 10



Length 85


PRODUCT CODES

7569 - P4945 Counter Flap Catch - PB

CROMPTON HARDWARE

I819 Auto Gate Catch

Finish : Galvanised
Unit Quantity : Single
Boxed Quantity : 10



Length 50

PRODUCT CODES

L1161 - I819 Auto Gate Catch - GLV

CROMPTON HARDWARE

I136A Gate Latch

Finish : Black
Unit Quantity : Single
Boxed Quantity : 5

FEATURES

- Plain handle



Length 178

PRODUCT CODES

L1162 - Gate Latch - BLK

Ironmongery

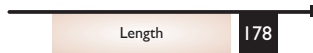


1137A Gate Latch

Finish : Black
 Unit Quantity : Single
 Boxed Quantity : 5

FEATURES

- Twisted handle



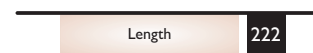

PRODUCT CODES

LI163 - Gate Latch - BLK



20/2 Suffolk Latch

Finish : Black
 Unit Quantity : Single
 Boxed Quantity : 10



PRODUCT CODES

LI168 - Suffolk Latch - BLK

Hooks




Cabin Hook

Finish : Polished brass
 Unit Quantity : Single (Clam packed)
 Boxed Quantity : 10

FEATURES

- Pre-packed with screws



PRODUCT CODES

AS3753 - 76mm - PB
 AS3531 - 102mm - PB
 AS3532 - 152mm - PB
 AS3533 - 200mm - PB
 AS3757 - 254mm - PB

Ironmongery



37 Cabin Hook

Finish : Black
 Unit Quantity : Single
 Boxed Quantity : 10



	LI152	LI151	LI149
Length	102	152	254

PRODUCT CODES

LI152 - Cabin Hook - 102mm - BLK
 LI151 - Cabin Hook - 152mm - BLK
 LI149 - Cabin Hook - 254mm - BLK



Coat Hook

Type : Strip patt
 Finish : Satin anodised aluminium
 Unit Quantity : Single
 Boxed Quantity : 50



Length	50
--------	----

PRODUCT CODES

AS4025 - Coat Hook - SAA



Hat & Coat Hook

Type : Hook with buffers
 Finish : Stainless steel
 Unit Quantity : Single
 Boxed Quantity : 10

FEATURES

- Large hook with door buffer
- Grade 304 stainless steel



	AS4521
Length	110

PRODUCT CODES

AS4521 - Hat & Coat Hook - SS

Ironmongery

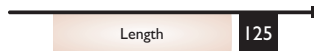


Hat & Coat Hook

Type : Strip patt
Finish : Satin anodised aluminium
Unit Quantity : Single
Boxed Quantity : 25



AS4024



Length 125

PRODUCT CODES

AS4024 - Hat & Coat Hook - SAA

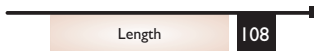


Hat & Coat Hook

Type : Strip pattern hook
Finish : Satin anodised aluminium
Unit Quantity : Single
Boxed Quantity : 50



L1572



Length 108

PRODUCT CODES

L1572 - Hat & Coat Hook - SAA



Hat & Coat Hook

Type : Hook with buffer
Finish : Satin anodised aluminium
Unit Quantity : Single
Boxed Quantity : 20



L4293



Size 89

PRODUCT CODES

L4293 - Hat & Coat Hook - SAA

Ironmongery



Hat & Coat Hook

Type : Stip pattern hook
Finish : Satin anodised aluminium
Unit Quantity : Single
Boxed Quantity : 50



3701

Size 50

PRODUCT CODES

3701 - Hat & Coat Hook - SAA



Wardrobe Hook

Type : Single hook
Finish : Polished brass or chrome plated
Unit Quantity : Single
Boxed Quantity : 10



AS3726

AS3725 AS3726
Size 42 42

PRODUCT CODES

AS3725 - Wardrobe Hook - PB
AS3726 - Wardrobe Hook - CP



Wardrobe Hook

Type : Single hook
Finish : Polished brass
Unit Quantity : Single
Boxed Quantity : 20



AS3823

AS3823
Size 45

PRODUCT CODES

AS3823 - Wardrobe Hook - PB

Ironmongery



Double Wardrobe Hook

Type : Oval hooks
Finish : Polished Brass
Unit Quantity : Single
Boxed Quantity : 20



AS3824

Size 51

PRODUCT CODES

AS3824 - Double Wardrobe Hook - PB



Hat & Coat Hook

Type : Oval hooks
Finish : Polished Brass or chrome plated
Unit Quantity : Single
Boxed Quantity : 6



AS3724

Size 150


PRODUCT CODES

AS3723 - Hat & Coat Hook - CP
AS3724 - Hat & Coat Hook - PB



Hat & Coat Hook

Type : Oval hooks
Finish : Polished brass
Unit Quantity : Single
Boxed Quantity : 10



AS3822

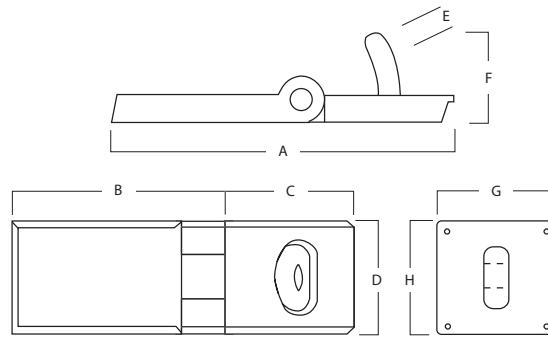
Size 127

PRODUCT CODES

AS3822 - Hat & Coat Hook - PB

Ironmongery

Horizontal Padbars



KEY

- A** Overall Length
- B** Fixed Leaf
- C** Folding Leaf
- D** Overall Width
- E** Hole Diameter
- F** Staple Height
- G** Staple Width
- H** Staple Plate Height

ALDRIDGE Aldridge ASI47 Horizontal Locking Bar

Material : Mild steel
 Finish : Black japanned
 Packed Quantity : Boxed - 5

FEATURES

- Fixings concealed when in locked position.
- Padbar rotates to vertical when unlocked.
- Hardened steel staple.



580

PRODUCT CODES

- 580 - 200mm
- 7576 - 250mm
- 9378 - 300mm
- 9380 - 350mm
- 9382 - 400mm

	200	250	300	350	400
Overall Length	200	250	300	350	400
Fixed Leaf	120	150	200	250	300
Folding Leaf	80	100	100	100	100
Overall Width	55	55	55	55	55
Hole Diameter	20	20	20	20	20
Staple Height	55	55	55	55	55
Staple Width	65	65	65	65	65

Asec Asec Horizontal Locking Bar

Material : Steel
 Finish : Grey
 Packed Quantity : Visi - 5

FEATURES

- Fixings concealed when in locked position.
- Padbar rotates to vertical when unlocked.
- Hardened steel staple.



AS2600

PRODUCT CODES

- AS2600 - 200mm

Overall Length	200	Hole Diameter	18
Fixed Leaf	125	Staple Height	47
Folding Leaf	80	Staple Width	60
Overall Width	60		

Ironmongery



Era 121 Horizontal Locking Bar

Material : Malleable iron casting
 Finish : Epoxy grey
 Packed Quantity : Boxed - 1

FEATURES

- Concealed bolt through fixing.
- Hardened steel staple.
- Drill proof hinge pin.
- Supplied c/w irremovable clutch head bolts to suit doors up to 70mm thick.



366

PRODUCT CODES
 366 - 226mm

Overall Length	226	Hole Diameter	15
Fixed Leaf	138	Staple Height	55
Folding Leaf	88	Staple Width	70
Overall Width	68		



Squire HLS50S Horizontal Locking Bar

Material : Hardened steel
 Finish : Black
 Packed Quantity : Boxed - 1

FEATURES

- Comprises hardened locking bar and 50mm solid steel padlock with protected 10mm hardened steel shackle and 6 pin anti-pick mechanism with anti-drill plate.
- Key withdrawal only when locked.
- Supplied c/w bolt through fixings to suit doors up to 60mm thick.



L7991

PRODUCT CODES
 L7991 - 150mm

Overall Length	150
Overall Width	70



Union 7007 Horizontal Locking Bar

Material : Malleable iron
 Finish : Silver
 Packed Quantity : Boxed - 1

FEATURES

- Hardened steel staple.
- Staple c/w screws and bolt fixings to suit doors 38mm to 70mm thick.



150

PRODUCT CODES
 150 - 320mm

Overall Length	320	Hole Diameter	17
Fixed Leaf	250	Staple Height	17
Folding Leaf	70	Staple Width	57
Overall Width	85		

Ironmongery



Union 7B018 Hercules Horizontal Locking Bar

Material : Malleable iron
 Finish : Silver
 Packed Quantity : Boxed - 1

FEATURES

- Staple can be fixed horizontally or vertically.
- Hardened steel staple.
- Supplied c/w irremovable clutch head bolts to suit doors 38mm to 70mm thick.

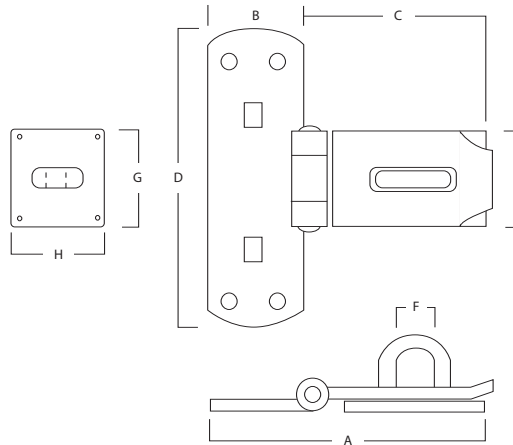


Overall Length	275	Hole Diameter	17
Fixed Leaf	160	Staple Height	83
Folding Leaf	115	Staple Width	83
Overall Width	80		

PRODUCT CODES

152 - 275mm

Vertical Padbars



KEY

- A Overall Width
- B Fixed Leaf Width
- C Folding Leaf Width
- D Overall Height
- E Folding Leaf Height
- F Hole Diameter
- G Staple Plate Height
- H Staple Plate Width




Asec Vertical Locking Bar

Material : Mild steel construction
 Finish : Grey
 Packed Quantity : Visi - 1

FEATURES

- Hardened steel staple.
- Supplied c/w screws and bolt fixings.



Overall Width	150	Folding Leaf Height	55
Fixed Leaf Width	50	Hole Diameter	22
Folding Leaf Width	100	Staple Height	55
Overall Height	155	Staple Width	64

PRODUCT CODES

AS2601 - 150mm

Ironmongery



Era 125 Vertical Locking Bar

Material : Malleable iron casting
 Finish : Epoxy grey
 Packed Quantity : Boxed - 1
 Visi - 5

FEATURES

- Supplied c/w screws and bolt fixings to suit doors up to 63mm thick.



PRODUCT CODES
 364 - 149mm Boxed
 L00075 - 149mm Visi

Overall Width	149	Folding Leaf Height	70
Fixed Leaf Width	57	Hole Diameter	15
Folding Leaf Width	92	Staple Height	70
Overall Height	102	Staple Width	55



Union 7009 Vertical Locking Bar

Material : Malleable iron
 Finish : Silver
 Packed Quantity : Boxed - 1

FEATURES

- Hardened steel staple.
- Supplied c/w screws and bolt fixings to suit doors 38mm to 70mm thick.



PRODUCT CODES
 151 - 140mm

Overall Width	140	Folding Leaf Height	87
Fixed Leaf Width	50	Hole Diameter	17
Folding Leaf Width	90	Staple Height	76
Overall Height	184	Staple Width	57

Ironmongery

Hasp



I15 Series Locking Bracket

Finish : Steel
 Unit Quantity : Single
 Boxed Quantity : 6

FEATURES

- Tough 5mm hardened steel construction
- For use with all padlocks with shackles up to 12mm Ø
- Should be secured with heavy duty coach bolts (not supplied)
- Easy to fit



L19308

PRODUCT CODES

L19308 - 45mm x 100mm Visi - ST

Length (each)	45
Height	38
Thickness	5



Cisa 06300 Padlock Hasp

Material : Hardened steel
 Finish : Zinc plated
 Packed Quantity : Boxed - 6

FEATURES

- Heavy duty.
- Supplied c/w backplates and bolt fixings to suit doors up to 44mm thick.



L386

	L386	L377
Plate Size	55x53	55x53
Hole Diameter	14	18

PRODUCT CODES

L386 - 55mm 14mm Hole
 L377 - 55mm 18mm Hole



RB69840P Padlock Hasp

Material : Hardened steel
 Finish : Zinc plated
 Packed Quantity : Bagged - 1

FEATURES

- Heavy duty.
- Accepts padlocks with shackles up to 12mm diameter and bodies up to 30mm thick.
- Supplied c/w backplates and bolt fixings.



L5953

Plate Size	60x60
Hole Diameter	13

PRODUCT CODES

L5953 - 60mm ZP

Ironmongery

KRYPTONITE Kryptonite 855101 Vehicle Padlock Hasp

Mechanism : Vehicle hasp
 Finish : Steel
 Body Dimension : 216mm x 114mm
 Packed Quantity : 1

FEATURES

- Hardened steel shackles resists prying, cutting and sawing attacks.
- For use with Kryptonite padlocks.



L14280

Body Dimension 216 x 114

PRODUCT CODES

L14280 - CP Visi

Hasp & Staples

ABUS 100 Series Hasp & Staple

Finish : Steel construction
 Unit Quantity : Single
 Boxed Quantity : 6

FEATURES

- Hardened steel staples & hinge pin
- Resists hacksaw attacks
- Concealed hinge pins
- Corrosion protection
- Durable security
- Hidden screws (supplied with carded versions)



L19300

PRODUCT CODES

- L19300 - 20mm x 60mm
- L19295 - 20mm x 60mm Visi
- L19302 - 28mm x 128mm Double Jointed
- L19297 - 28mm x 128mm Double Jointed Visi
- L19301 - 28mm x 80mm
- L19296 - 28mm x 80mm Visi
- L19298 - 35mm x 100mm
- L19293 - 35mm x 100mm Visi
- L19299 - 35mm x 160mm
- L19294 - 35mm x 160mm Visi

L19300 L19295 L19302 L19297 L19301

Length	60	60	128	28	28
Height	20	20	28	128	80

L19296 L19298 L19293 L19299 L19294

Length	80	100	100	160	160
Height	28	35	35	35	35

ABUS 110 Series Double Jointed Hasp & Staple

Finish : Galvanised
 Unit Quantity : Single
 Boxed Quantity : 6

FEATURES

- Tough steel construction
- With concealed hinge pins
- Hardened steel staple & hinge pin
- Resists hacksaw attacks
- Coach bolts & hardened steel plates supplied with carded version
- Hidden fixings



L19305

PRODUCT CODES

- L19305 - 45mm x 155mm Visi
- L19303 - 45mm x 155mm Boxed
- L19306 - 45mm x 195mm Visi
- L19304 - 45mm x 195mm Boxed
- L19307 - 45mm x 230mm Boxed

L19305 L19303 L19306 L19304 L19307

Length	155	155	195	195	230
Height	45	45	45	45	45

Ironmongery



125 Series Hasp & Staple

Finish : Black
 Unit Quantity : Single
 Boxed Quantity : 2

FEATURES

- Extra strong hinge
- Resists physical attack
- Hardened staple, to fit 11mm shackle padlocks
- Including coach bolts & backing plates



L19309

Length	150
Height	60

PRODUCT CODES

L19309 - 60mm x 150mm Visi



130 Series High Security Hasp & Staple

Finish : Black
 Unit Quantity : Single
 Boxed Quantity : 2

FEATURES

- Tough whiteheart malleable iron resists physical attack
- Through hardened steel staple, to fit 11mm Ø shackle padlocks
- Ideal for use with ABUS 37/60 Granit padlock, CEN grade 4 security
- Including coach bolts & backing plates



L19310

Length	180
Height	79

PRODUCT CODES

L19310 - 79mm x 180mm Visi



135 Series High Security Hasp & Staple

Finish : Black
 Unit Quantity : Single
 Boxed Quantity : 1

FEATURES

- Double hardened malleable steel resists physical attack
- Through hardened steel staple, to fit 14mm Ø shackle padlocks
- Ideal for use with ABUS 37/80 Granit padlocks, CEN grade 5 security
- Including coach bolts & backing plates



L19311

Length	203
Height	70

PRODUCT CODES

L19311 - 70mm x 203mm

Ironmongery

ABUS I40 Series High Security Hasp & Staple

Finish : Steel construction
 Unit Quantity : Single
 Boxed Quantity : 6

FEATURES

- Tough steel construction, with concealed hinge pins
- Stainless steel hasp & hinge pin
- Designed for use with ABUS diskus padlocks
- Coach bolts & hardened steel plates supplied with carded versions, gives strength to doors
- Hidden fixings, deters opportunist thieves



	L19314	L19315	L19312	L19313
Length	120	190		
Height	56	56		

PRODUCT CODES

- L19314 - 56mm x 120mm
- L19312 - 56mm x 120mm Visi
- L19315 - 56mm x 190mm Double Jointed
- L19313 - 56mm x 190mm Double Jointed Visi

ABUS 200 Series Hasp & Staple

Finish : Steel construction
 Unit Quantity : Single
 Boxed Quantity : 12

FEATURES

- Steel construction, basic security
- Concealed hinge pins, resists attacks
- Corrosion protected, durable security
- Hidden screws (supplied with carded versions), deters opportunist thieves



	L19324	L19319	L19325	L19320	L19321
Length	76	76	97	97	116
Height	29	29	39	39	47

	L19316	L19322	L19317	L19323	L19318
Length	116	138	138	157	157
Height	47	47	47	47	47

PRODUCT CODES

- L19324 - 29mm x 76mm
- L19319 - 29mm x 76mm Visi
- L19325 - 39mm x 97mm
- L19320 - 39mm x 97mm Visi
- L19321 - 47mm x 116mm
- L19316 - 47mm x 116mm Visi
- L19322 - 47mm x 138mm
- L19317 - 47mm x 138mm Visi
- L19323 - 47mm x 157mm
- L19318 - 47mm x 157mm Visi

ABUS 700 Series Lock Off Hasp

Finish : Steel
 Unit Quantity : Single
 Boxed Quantity : 6

FEATURES

- Steel construction, for use with 41/40, T65AL/40, 72/40, T84/40 & 145/40 Colour coded padlocks
- Takes up to 6 padlocks, for isolating valves & switch gear
- 1" (25mm) & 1.5" (38mm) sizes available, red or yellow for identification



	L19329	L19330	L19331	L19332
Size	25	25	38	38
Colour	Red	Yel.	Red	Yel.

PRODUCT CODES

- L19329 - 1" Red
- L19330 - 1" Yellow
- L19331 - 1.5" Red
- L19332 - 1.5" Yellow

Ironmongery



ABUS 800 Series Lock Off Hasp with Safety Clamp

Finish : Steel
 Unit Quantity : Single
 Boxed Quantity : 6

FEATURES

- Steel construction, for use with 41/40, T65AL/40, 72/40, T84/40 & 145/40 colour coded padlocks
- Takes up to 6 padlocks, for isolating valves & switch gear
- 1" (25mm) & 1.5" (38mm) sizes available, red or yellow for identification
- Securing clamps, for additional safety



L19333

	L19333	L19334
Size	25	38
Colour	Red	Red

PRODUCT CODES

L19333 - 1" Red
 L19334 - 1.5" Red



Asec Hasp & Staple

Finish : Black
 Packed Quantity : Visi - 1

FEATURES

- Hardened steel staple.



AS3247

	76mm	115mm	152mm	200mm	250mm
Overall Length	109	171	206	200	250
Fixed Leaf	32	56	54	120	170
Folding Leaf	76	115	152	80	80
Overall Width	38	38	38	46	46
Hole Diameter	13	10	10	25	25
Staple Height	43	43	43	45	45
Staple Width	43	43	43	65	65

PRODUCT CODES

AS3247 - 76mm
 AS3248 - 115mm
 AS3249 - 152mm
 AS3245 - 200mm
 AS3246 - 250mm



Crompton 149 Hasp & Staple

Material : Steel
 Finish : Galvanised or black
 Packed Quantity : Boxed - 5

FEATURES

- Heavy duty.



L1141

	203mm	254mm
Overall Length	203	254
Fixed Leaf Length	120	150
Hasp Height	45	53
Staple Width	60	60
Staple Height	43	43
Staple Hole Dia.	19	19

PRODUCT CODES

L1141 - 203mm GALV
 L1142 - 254mm BLK

Ironmongery




Crompton 617 Hasp & Staple

Material : Mild steel
 Finish : Galvanised or black
 Packed Quantity : Boxed - 5

FEATURES

- Standard duty.



	75mm	114mm	152mm
Overall Length	75	114	152
Fixed Leaf Length	30	58	63
Hasp Height	37	37	47
Staple Width	31	31	50
Staple Height	26	26	33
Staple Hole Dia.	12	12	15

PRODUCT CODES

- 534 - 75mm BLK
- L1146 - 114mm BLK
- 543 - 152mm BLK
- 562 - 75mm GALV
- 565 - 114mm GALV
- 567 - 152mm GALV

Miscellaneous



Garage Door Holder 1013 Wide Lintel

Finish : Black
 Unit Quantity : Single
 Boxed Quantity : Pair



Size	610

PRODUCT CODES

- 1879 - Garage Door Holder - BLK



Door Sheeting Bolt

Unit Quantity : Single
 Boxed Quantity : 100

FEATURES

- Security bolt

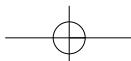
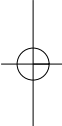
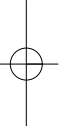


PRODUCT CODES

- 10256 - Door Sheeting Bolt



Ironmongery Notes





Index

Bolts & Bars

	• Door Bars	572 - 574
	• Window Bars	574
	• Barrel Bolts	575 - 577
	• Bow Handle Bolts	577
	• Flush Bolts	578 - 581
	• Garage Bolts	581 - 582
	• Indicator Bolts	582 - 584
	• Monkey Tail Bolts	585
	• Pad Bolts	585 - 586
	• Combination Bolts	587
	• Rack Bolts	587 - 589
	• Tower Bolts	589 - 590
	• Door Frame Guards	590
	• Hinge Guards	591
	• Lock Guard	591 - 592
	• Restrictors	593
	• Accessories	593



Bolts & Bars

Door Bars



Birmingham Bar

Finish : White
 Unit Quantity : Single
 Boxed Quantity : N/A

FEATURES

- Dual purpose flat security bar to strengthen the hinge side of the frame or lock side if only mortice locks are fitted.
- Manufactured from high grade rolled steel section
- Finished in white
- Powder coated



AS5005

Length	1800
--------	------

PRODUCT CODES

AS5005 - Birmingham Bar - WH

KICKSTOP 9614 & 9615 Birmingham Bar

Finish : White or brown
 Unit Quantity : Single
 Boxed Quantity : 10

FEATURES

- Dual purpose flat security bar to strengthen the hinge side of the frame or lock side if only mortice locks are fitted.
- Manufactured from high grade 5mm thick, flat steel with rounded edge and countersunk fixing holes
- White or dark brown polyester powder coated finish



L8377

	L8539	L8377	L8622	L8623
Length	1980	1980	1980	1980
Width	16	16	20	20

PRODUCT CODES

L8539 - 9614 - 1980 x 16mm - BRN
 L8377 - 9614 - 1980 x 16mm - WH
 L8623 - 9615 - 1980 x 20mm - WH



Hinge Bar

Finish : Polished brass, polished chrome or white
 Unit Quantity : Single
 Boxed Quantity : N/A

FEATURES

- Dual purpose flat security bar to strengthen the hinge side of the frame or lock side if only mortice locks are fitted.



L14796

PRODUCT CODES

L14794 - Hinge Bar - PB
 L14795 - Hinge Bar - PC

Bolts & Bars



Era London Bar

Finish : White
 Unit Quantity : Single
 Boxed Quantity : N/A

FEATURES

- Door reinforcing bar with a 'D' shaped staple to fit over and secure the staple of a surface fitted rim lock or cylinder night latch.
- To suit Era 1930 dead locking latch



AS5058



PRODUCT CODES

AS5058 - Era London Bar - WH



London Bar

Finish : White
 Unit Quantity : Single
 Boxed Quantity : N/A

FEATURES

- Door reinforcing bar with a 'D' shaped staple to fit over and secure the staple of a surface fitted rim lock or cylinder night latch.
- Manufactured from high grade rolled steel section



AS5006



PRODUCT CODES

AS5006 - Banham London Bar - WH
 AS5007 - Cisa London Bar - WH
 AS5008 - Ingersoll London Bar - LH - WH
 AS5009 - Yale No.1 London Bar - WH
 AS5010 - Ingersoll London Bar - RH - WH
 AS5011 - Standard London Bar - WH



London Bar

Finish : Polished chrome, polished brass or white
 Unit Quantity : Single
 Boxed Quantity : N/A

FEATURES

- Door reinforcing bar with a 'D' shaped staple to fit over and secure the staple of a surface fitted rim lock or cylinder night latch.



LI4787



PRODUCT CODES

LI4787 - London Bar - PB
 LI4788 - London Bar - PC
 LI4789 - London Bar - WH

Bolts & Bars

KICKSTOP London Bar

Finish : Brown or white
 Unit Quantity : Single
 Boxed Quantity : 10

FEATURES

- Door reinforcing bar with a 'D' shaped staple to fit over and secure the staple of a surface fitted rim lock or cylinder night latch
- Large Staple = 30mm x 97mm
- Standard Staple = 30mm x 70mm
- Manufactured from high grade 5mm thick, flat steel with rounded edge and countersunk fixing holes
- White or dark brown polyester powder coated finish



	L8861	L8378	L8862	L8379
Length	1980	1980	1980	610
	L8859	L8863	L8860	L8864
Length	1980	1980	1980	1980

PRODUCT CODES

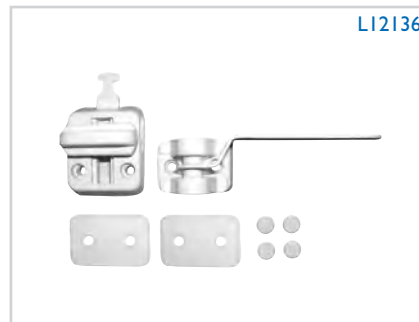
- L8861 - 9606 16mm x 1980mm - BRN Standard Staple (30mm x 70mm)
- L8378 - 9606 16mm x 1980mm - WH Standard Staple (30mm x 70mm)
- L8379 - 9608 16mm x 610mm - VH Standard Staple (30mm x 70mm)
- L8859 - 9607 20mm x 1980mm - BRN Standard Staple (30mm x 70mm)
- L8860 - 9607 20mm x 1980mm - WH Standard Staple (30mm x 70mm)
- L8862 - 9609 16mm x 1980mm - WH Large Staple (30mm x 97mm)
- L8863 - 9610 20mm x 1980mm - BRN Large Staple (30mm x 97mm)
- L8864 - 9610 20mm x 1980mm - WH Large Staple (30mm x 97mm)

WINDOW WARE Safe-T-Bar

Finish : White or brown
 Unit Quantity : Single
 Boxed Quantity : 12

FEATURES

- A home safety device
- Simple and easy to use
- Specifically designed for UPVC doors
- Non handed
- Face fixed
- Suitable for open in or out doors



PRODUCT CODES

- L12136 - Safe-T-Bar - VH
- L12137 - Safe-T-Bar - BRN

Window Bars

Asec Adjustable Window Bar

Finish : White
 Unit Quantity : Single
 Boxed Quantity : 1



	AS5000	AS5001	AS5002	AS5003
Length	450-750	750-1050	1050-1350	1350-1650

PRODUCT CODES

- AS5000 - Bar - 450mm - 750mm - WH
- AS5001 - Bar - 750mm - 1050mm - WH
- AS5002 - Bar - 1050mm - 1350mm - WH
- AS5003 - Bar - 1350mm - 1650mm - WH

Bolts & Bars

Barrel Bolts




Necked - Aluminium

Type : Necked patt
 Finish : Satin anodised aluminium
 Unit Quantity : Cards of 1
 Boxed Quantity : 10

FEATURES

- Asec carded ironmongery pre-packed with screws



AS3384

	AS3384	AS3385	AS3386
Length	76	102	152
Width	25	25	25

PRODUCT CODES

- AS3384 - Necked Aluminium - 76mm - SAA
- AS3385 - Necked Aluminium - 102mm - SAA
- AS3386 - Necked Aluminium - 152mm - SAA

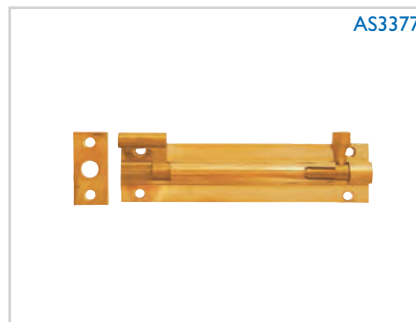


Necked - Brass

Type : Necked patt
 Finish : Polished brass
 Unit Quantity : Cards of 1
 Boxed Quantity : 5 or 10

FEATURES

- Asec carded ironmongery pre-packed with screws



AS3377

	AS3374	AS3375	AS3376	AS3377	AS3378
Length	50	64	76	102	152
Width	25	25	25	25	25

PRODUCT CODES

- AS3374 - Necked Brass - 50mm - PB
- AS3375 - Necked Brass - 64mm - PB
- AS3376 - Necked Brass - 76mm - PB
- AS3377 - Necked Brass - 102mm - PB
- AS3378 - Necked Brass - 152mm - PB



Necked - Chrome

Type : Necked
 Finish : Chrome plated
 Unit Quantity : Cards of 1
 Boxed Quantity : 10

FEATURES

- Asec carded pre-packed with screws



AS3379

	AS3379	AS3380	AS3381	AS3382
Length	64	76	102	152
Width	25	25	25	25

PRODUCT CODES

- AS3379 - Necked Chrome - 64mm - CP
- AS3380 - Necked Chrome - 76mm - CP
- AS3381 - Necked Chrome - 102mm - CP
- AS3382 - Necked Chrome - 152mm - CP

Bolts & Bars




Straight - Aluminium - 25mm Wide

Type : Straight
 Finish : Satin anodised aluminium
 Unit Quantity : Cards of 1
 Boxed Quantity : 10
 Packaging : Carded

FEATURES

- Complete with screws



AS3366

PRODUCT CODES

- AS3366 - Straight Aluminium - 50mm - SAA
- AS3367 - Straight Aluminium - 64mm - SAA
- AS3368 - Straight Aluminium - 76mm - SAA
- AS3369 - Straight Aluminium - 102mm - SAA
- AS3370 - Straight Aluminium - 152mm - SAA

AS3366 AS3369 AS3368 AS3369 AS3370

Length	50	64	76	102	152
Width	25	25	25	25	25




Straight - Aluminium 32mm Wide

Type : Straight
 Finish : Satin anodised aluminium
 Unit Quantity : Cards of 1
 Boxed Quantity : 10

FEATURES

- Asec carded pre-packed with screws



AS3371

PRODUCT CODES

- AS3371 - Straight Aluminium - 152mm - SAA
- AS3372 - Straight Aluminium - 200mm - SAA
- AS3373 - Straight Aluminium - 254mm - SAA

AS3371 AS3372 AS3373

Length	152	200	254
Width	32	32	32



Straight - Brass 25mm Wide

Type : Straight
 Finish : Polished brass
 Unit Quantity : Cards of 1
 Boxed Quantity : 10

FEATURES

- Asec carded pre-packed with screws



AS3350

PRODUCT CODES

- AS3350 - Straight Brass - 38mm - PB
- AS3351 - Straight Brass - 50mm - PB
- AS3352 - Straight Brass - 64mm - PB
- AS3353 - Straight Brass - 76mm - PB
- AS3354 - Straight Brass - 102mm - PB
- AS3355 - Straight Brass - 152mm - PB

AS3350 AS3351 AS3352 AS3353 AS3354 AS3355

Length	38	50	64	76	102	152
Width	25	25	25	25	25	25

Bolts & Bars




Straight - Brass - 32mm Wide

Type : Straight patt
 Finish : Polished brass
 Unit Quantity : Cards of 1
 Boxed Quantity : 10

FEATURES

- Asec carded pre-packed with screws



AS3356

	AS3356	AS3357	AS3358
Length	152	203	254
Width	32	32	32

PRODUCT CODES

- AS3356 - Straight Brass - 152mm - PB
- AS3357 - Straight Brass - 203mm - PB
- AS3358 - Straight Brass - 254mm - PB




Straight Chrome

Type : Straight
 Finish : Chrome plated
 Unit Quantity : Cards of 1
 Boxed Quantity : 10

FEATURES

- Asec carded pre-packed with screws



AS3359

	AS3359	AS3360	AS3361	AS3362
Length	64	76	102	152
Width	25	25	25	25

PRODUCT CODES

- AS3359 - Straight Chrome - 64mm - CP
- AS3360 - Straight Chrome - 76mm - CP
- AS3361 - Straight Chrome - 102mm - CP
- AS3362 - Straight Chrome - 152mm - CP


Bow Handle Bolts

A Perry Bow Handle Bolts

Finish : Epoxy black
 Unit Quantity : Single
 Boxed Quantity : 5

FEATURES

- Easy grip handle
- Heavy duty square bolt
- (keep not included)



LI055

	LI055	LI054	LI127
Length	300	450	600

PRODUCT CODES

- LI055 - Bow Handle Bolts - 300mm - BLK
- LI054 - Bow Handle Bolts - 450mm - BLK
- LI127 - Bow Handle Bolts - 600mm - BLK

Bolts & Bars

Flush Bolts



Flush Bolts - Radius

Type : Radius
 Finish : Satin chrome
 Unit Quantity : Single
 Boxed Quantity : 5

FEATURES

- Die cast zinc alloy body mechanism
- Hardened steel bolt, zinc plated with an anti rattle sleeve
- 18mm bolt throw
- 7mm zinc plated steel rod, 40mm thread length



LI2213

Length	145
--------	-----

PRODUCT CODES

LI2213 - Flush Bolts Radius - SC




Flush Bolt - Flat

Type : Flat
 Finish : Satin chrome
 Unit Quantity : Single
 Boxed Quantity : 5

FEATURES

- Die cast zinc alloy body mechanism
- Hardened steel bolt, zinc plated with an anti rattle sleeve
- 18mm bolt throw
- 7mm zinc plated steel rod, 40mm thread length



LI2214

Length	305
--------	-----

PRODUCT CODES

LI2214 - Flush Bolt - Flat - SC



Flush Bolts

Type : Lever action
 Finish : Satin anodised aluminium
 Unit Quantity : Clam packed 1
 Boxed Quantity : 10



AS4030

	AS4030	AS4031
Length	150	200
Width	19	19

PRODUCT CODES

AS4030 - Flush Bolt - 150mm - SAA
 AS4031 - Flush Bolt - 200mm - SAA

Bolts & Bars



Flush Bolts - Straight - 19mm

Type : Lever Action
 Finish : Polished brass or satin nickel
 Unit Quantity : Single
 Boxed Quantity : 10



AS3815

AS3815 AS3816 AS3817 AS3818 AS3819 AS3820

Length	152	152	203	203	254	305
Width	19	19	19	19	19	19

PRODUCT CODES

- AS3815 - Flush Bolt - 152mm - PB
- AS3816 - Flush Bolt - 152mm - SN
- AS3818 - Flush Bolt - 203mm - SN



Flush Bolts - Lever Action - 19mm

Type : Lever action
 Finish : Polished brass or satin nickel
 Unit Quantity : Single
 Boxed Quantity : N/A



AS3728

AS3728 AS3730 AS3729 AS3731

Length	203	203	254	254
Width	19	19	19	19

PRODUCT CODES

- AS3728 - Flush Bolt - 203mm - PB
- AS3730 - Flush Bolt - 203mm - SN
- AS3729 - Flush Bolt - 254mm - PB
- AS3731 - Flush Bolt - 254mm - SN



5640 Flush Bolts - Lever Action - 19mm

Type : Lever action
 Finish : Satin anodised aluminium
 Unit Quantity : Single
 Boxed Quantity : 10

FEATURES

- High quality coil springing
- Smooth action
- Shoot size 11mm diameter
- Length of throw 16mm



L8667

L8668 L8667

Length	152	203
Width	19	19

PRODUCT CODES

- L8668 - 5640 Flush Bolt - 152mm - SAA
- L8667 - 5640 Flush Bolt - 203mm - SAA

Bolts & Bars



5640 Flush Bolts - Lever Action - 25mm

Type : Lever action
 Finish : Satin anodised aluminium
 Unit Quantity : Single
 Boxed Quantity : 10

FEATURES

- High quality coil springing
- Smooth action
- Shoot size 11mm diameter
- Length of throw 16mm



3942

	3930	3935	3939	3942
Length	152	203	254	305
Width	25	25	25	25

PRODUCT CODES

- 3930 - 5640 Flush Bolt - 152mm - SAA
- 3935 - 5640 Flush Bolt - 203mm - SAA
- 3939 - 5640 Flush Bolt - 254mm - SAA
- 3942 - 5640 Flush Bolt - 305mm - SAA



5640 Flush Bolts - Lever Action - 19mm

Type : Lever action
 Finish : Polished chrome or satin chrome
 Unit Quantity : Single
 Boxed Quantity : 10

FEATURES

- High quality coil springing
- Smooth action
- Shoot size 11mm diameter
- Length of throw 16mm



L13845

	L13842	L13843
Length	152	203
Width	19	19

PRODUCT CODES

- L13845 - 5640 Flush Bolt - 152mm - SC



5640 Flush Bolts - Lever Action - 25mm

Type : Lever action
 Finish : Polished chrome or satin chrome
 Unit Quantity : Single
 Boxed Quantity : 10

FEATURES

- High quality coil springing
- Smooth action
- Shoot size 11mm diameter
- Length of throw 16mm



L13846

Length	152
Width	25

PRODUCT CODES

- L13844 - 5640 Flush Bolt - 152mm - PC
- L13846 - 5640 Flush Bolt - 152mm - SC

Bolts & Bars



5640 Flush Bolts

Type : Lever action
 Finish : Satin anodised aluminium
 Unit Quantity : Single
 Boxed Quantity : 10

FEATURES

- High quality coil springing
- Smooth action
- Shoot size 11mm diameter
- Length of throw 16mm



	3958	3961	3964	3965
Length	152	203	254	305
Width	25	25	25	25

PRODUCT CODES

- 3958 - 5640 Flush Bolt - 152mm - PB
- 3961 - 5640 Flush Bolt - 203mm - PB
- 3965 - 5640 Flush Bolt - 305mm - PB

Garage Bolts



66 Garage Chain Bolts

Type : Chain bolt
 Colour : Black
 Unit Quantity : Single
 Boxed Quantity : 5



Length	216
--------	-----

PRODUCT CODES

- 388 - 66 Garage Chain Bolt - BLK



68 Garage Foot Operated Bolt

Type : Foot bolt
 Colour : Black
 Unit Quantity : Single
 Boxed Quantity : 10



Length	305
--------	-----

PRODUCT CODES


- 391 - 68 Garage Chain Bolt - BLK

Bolts & Bars



1260 Garage Door Bolts

Type : Garage door bolt
 Colour : Black
 Unit Quantity : Single
 Boxed Quantity : N/A



423

	420	423
Length	305	457

PRODUCT CODES

- 420 - Garage Door Bolts - 305mm - BLK
- 423 - Garage Door Bolts - 457mm - BLK

Indicator Bolts



CH421 Indicator Bolts

Bolt Size : 62x40x12.5mm
 Indicator Size : 62x42x7mm
 Colour : Satin stainless steel
 Unit Quantity : Single
 Boxed Quantity : 10



AS4541

Bolt Size	62x40x12.5
Indicator Size	62x42x7

PRODUCT CODES

- AS4541 - CH4221 Indicator Bolt - SSS



Indicator Set

Fixing : Screw
 Finish : Satin stainless steel
 Unit Quantity : Single
 Boxed Quantity : 5

FEATURES

- Concealed fixing
- Grade 304 stainless steel



AS4518

Diameter	50
Depth	5

PRODUCT CODES

- AS4518 - Turn and Release - 5mm - SSS



Aluminium Escutcheons

Finish : Stainless steel
 Unit Quantity : Single
 Boxed Quantity : N/A

FEATURES

- Concealed fixing



AS4546

Diameter	50
Depth	10

PRODUCT CODES

- AS4546 - Indicator Turn Release - SS

Bolts & Bars




Aluminium Escutcheons

Finish : Stainless steel
 Unit Quantity : Single
 Boxed Quantity : N/A

FEATURES

- Concealed fixing



Diameter	50
Depth	10

PRODUCT CODES

AS4547 - Indicator Turn Release - SS



Aluminium Escutcheons

Finish : Satin anodised aluminium
 Unit Quantity : Single
 Boxed Quantity : N/A

FEATURES

- Concealed fixing



Diameter	50
Depth	12

PRODUCT CODES

AS4021 - Indicator Turn Release - SAA



675 Indicator Bolts

Bolt Size : 62 x 40 x 12.5mm
 Indicator Size : 62 x 42 x 7mm
 Colour : Satin anodised aluminium
 Unit Quantity : Single
 Boxed Quantity : 1



Length	67
Width	32


PRODUCT CODES

L4302 - 675 Indicator Bolt - SAA



Indicator Set

Finish : Satin anodised aluminium
 Unit Quantity : Single
 Boxed Quantity : 10



Diameter	50
----------	----

PRODUCT CODES

L8658 - Indicator Set - 50mm - SAA

Bolts & Bars



8094 Indicator Bolts

Bolt size : 62 x 40 x 12.5mm
 Indicator Size : 62 x 42 x 7mm
 Finish : Chrome, satin chrome or electro brass
 Unit Quantity : Single
 Boxed Quantity : 5, 10 or 50



PRODUCT CODES

3710 - 8094 Indicator Bolt - 50 - CP
 3712 - 8094 Indicator Bolt - 50 - SC
 8582 - 8094 Indicator Bolt - 50 - EB
 L290 - 8094 Indicator Bolt (Visi) - 5 - SC
 L291 - 8094 Indicator Bolt (Visi) - 10 - EB



8098 Indicator Bolts

Back Plate Size : 60 x 36 x 6mm
 Indicator Size : 55 x 40 x 5mm
 Finish : Anodised silver
 Unit Quantity : Single
 Boxed Quantity : 50



PRODUCT CODES

3716 - 8098 Indicator Bolt - AS

Bolt Size	60x36x6
Indicator Size	55x40x5




37651 Indicator Furniture

Back Plate Size : 60 x 36 x 6mm
 Indicator Size : 55 x 40 x 5mm
 Finish : Anodised silver
 Unit Quantity : Single
 Boxed Quantity : 50

FEATURES

- Facility indicator bolt for disabled toilets



PRODUCT CODES

LI1666 - 37651 Indicator Bolt - L/H - AS
 LI1667 - 37651 Indicator Bolt - R/H - AS

Bolt Size	120x38
Indicator Size	178x38

Bolts & Bars

Monkey Tail Bolts

A Perry Monkey Tail Bolts

Finish : Epoxy black
 Unit Quantity : Single
 Boxed Quantity : 5

- Keep not included



	369	376	380
Length	300	450	600

PRODUCT CODES

369 - Monkey Tail Bolt - 300mm - BLK
 376 - Monkey Tail Bolt - 450mm - BLK
 380 - Monkey Tail Bolt - 600mm - BLK

ASSOCIATED PRODUCTS

L1132 - Plate - ZP
 L1133 - Staple - BLK

Padbolts

ABUS 300 Series Locking Padbolt

Finish : Galvanised
 Unit Quantity : 1
 Boxed Quantity : 6
 Fixings : Hidden screws (provided)

FEATURES

- Hardened steel bolt, resists attack




	L19326	L19327	L19328
Length	100	120	140
Height	39	46	54

PRODUCT CODES

L19326 - 39mm x 100mm Visi
 L19327 - 46mm x 120mm Visi
 L19328 - 54mm x 140mm Visi

Asec Oval Padbolt

Type : Oval Padbolt
 Finish : Galvanised
 Unit Quantity : Single
 Boxed Quantity : 10



Length	100
--------	-----

PRODUCT CODES

AS3223 - Padbolt - Oval - 100mm - GLV

Bolts & Bars



1A Padbolt

Finish : Galvanised
 Unit Quantity : Single
 Boxed Quantity : 5



	L1059	L1058	L1061	L1060
Length	152	203	254	305

PRODUCT CODES

- L1059 - 1A Padbolts - 152mm - GLV
- L1058 - 1A Padbolt - 203mm - GLV
- L1061 - 1A Padbolt - 254mm - GLV
- L1060 - 1A Padbolt - 305mm - GLV



2A Padbolt

Finish : Galvanised
 Unit Quantity : Single
 Boxed Quantity : 5



	341	343	346	348
Length	102	152	203	254

PRODUCT CODES

- 341 - 2A Padbolt - 102mm - GLV
- 343 - 2A Padbolt - 152mm - GLV
- 346 - 2A Padbolt - 203mm - GLV
- 348 - 2A Padbolt - 254mm - GLV



4A Oval Padbolt

Finish : Galvanised
 Unit Quantity : Single
 Boxed Quantity : 10



Length	114
--------	-----

PRODUCT CODES

- 349 - 4A Oval Padbolt - GLV




Hardened Padbolt

Finish : Galvanised
 Unit Quantity : Single
 Boxed Quantity : 20

FEATURES

- Heavy duty pad bolt



	A1194	A1195
Length	200	250

PRODUCT CODES

- A1194 - 2A Padbolt - 200mm - GLV

Bolts & Bars

Combination Bolts




Diecast Combination Bolt

Finish : Black
 Unit Quantity : Single
 Boxed Quantity : 4

FEATURES

- Combination bolt
- 4 digit
- Lockable in open and closed position
- Resettable



L14266

Length	125
--------	-----

PRODUCT CODES

L14266 - Diecast Bolt - BLK



Y600 Combination Bolt

Finish : Zinc
 Unit Quantity : Single
 Boxed Quantity : 6

FEATURES

- Combination bolt
- 4 digit
- Resettable



L16550

Length	152
--------	-----

PRODUCT CODES

L16550 - Y600 Bolt - ZP

Rack Bolts



Mortice Door Bolt

Finish : Electronic brass, polished chrome or white
 Body Lengths : 60mm
 Body Diameter : 16mm
 Backset : 30mm
 Bolt Throw : 20mm
 Unit Quantity : Pair
 Boxed Quantity : N/A

FEATURES

- Supplied with key

OPERATION

- Bolt is locked or unlocked by key from one side only



AS5035

Body Length	60
Body Diameter	16
Backset	30
Bolt Throw	20

PRODUCT CODES

AS5035 - EB
 AS5036 - PC
 AS5037 - WH

Bolts & Bars



Mortice Door Bolt & Knob Turn

Finish : Electronic brass or polished chrome
 Body Lengths : 60mm
 Body Diameter : 16mm
 Backset : 30mm
 Bolt Throw : 20mm
 Unit Quantity : Pair
 Boxed Quantity : N/A

FEATURES

- Supplied with knob turn

OPERATION

- Bolt is locked or unlocked by turn from one side only



AS5041

Body Length	60
Body Diameter	16
Backset	30
Bolt Throw	20

PRODUCT CODES

AS5041 - EB
 AS5042 - PC



0525 Mortice Rack Bolt


Finish : Polished brass
 Unit Quantity : Single
 Boxed Quantity : N/A

FEATURES

- Supplied c/w 523 turn knob

OPERATION

- Bolt is locked or unlocked by turn from one side only



L9363

	L9363	L9364
Length	70	80
Backset	45	57

PRODUCT CODES

L9363 - 0525 Mortice Rack Bolt - 70mm - PB
 L9364 - 0525 Mortice Rack Bolt - 80mm - PB



0526 Mortice Rack Bolt


Finish : Polished Brass
 Unit Quantity : Single
 Boxed Quantity : N/A

FEATURES

- Supplied c/w 524 turn and release

OPERATION

- Bolt is locked or unlocked by turn from one side, release offers emergency access from the other



L9365

	L9365	L9366
Length	70	80
Backset	45	57

PRODUCT CODES

L9365 - 0526 Mortice Rack Bolt - 70mm - PB
 L9366 - 0526 Mortice Rack Bolt - 80mm - PB

Bolts & Bars




Mortice Rack Bolt Turn & Release

Size : For doors up to 57mm thick
 Finish : Polished brass
 Unit Quantity : Single
 Boxed Quantity : N/A

FEATURES

- Designed for use with mortice door bolts such as Chubb 8002, Era 838 etc
- 523 turn only - locks or unlocks bolt from one side only
- 524 turn and release - locks or unlocks bolt from one side, emergency access from the other



L3962



PRODUCT CODES

L3961 - 0524 Turn - PB

Tower Bolts

A Perry 923A Tower Bolts

Finish : Black
 Unit Quantity : Single
 Boxed Quantity : 10



427



PRODUCT CODES

427 - Tower Bolts - 75mm - BLK
 439 - Tower Bolts - 250mm - BLK
 440 - Tower Bolts - 300mm - BLK



Tower Bolts

Type : Straight patt
 Finish : Galvanised
 Unit Quantity : Single
 Boxed Quantity : 10



AS3222



PRODUCT CODES

AS3221 - Tower Bolt - 100mm - GLV

Bolts & Bars

CROMPTON HARDWARE 923A Tower Bolts

Finish : Black or galvanised
 Unit Quantity : Single
 Boxed Quantity : 10



430

	430	436	438	8760
Length	102	152	203	152

PRODUCT CODES

430 - 102mm - BLK
 436 - 152mm - BLK
 438 - 203mm - BLK
 8760 - 152mm - GLV

Door Frame Guards

KICKSTOP 9602 Frame Guard

Type : 9602
 Finish : Black, brasslux or white
 Unit Quantity : Single
 Boxed Quantity : 10

FEATURES

- Reinforces and strengthens frame around the mortice lock striking plate or hinge



L8369

Size	300x20x7
------	----------

PRODUCT CODES

L8369 - Frameguard - BLK
 L8013 - Frameguard - BLX
 L8014 - Frameguard - WH

KICKSTOP 9603 & 9604 Frame Gaurd with Staple

Type : 9603 & 9604
 Finish : White or brasslux
 Unit Quantity : Single
 Boxed Quantity : 5

FEATURES

- Reinforces and strengthens frame around the staple (keep) of a rim cylinder nightlatch or lever rim lock
- 7mm thick



L8373

	L8370	L8372	L8373
Bar Length	300	300	300
Bar Width	20	20	20
Staple Width	30	30	30
Staple Height	70	97	97

PRODUCT CODES

L8370 - 9603 Standard Staple - WH
 L8373 - 9604 Large Staple - BLX

Bolts & Bars

Hinge Guard

KICKSTOP 9618 Hinge Plates

Type : 9618
 Finish : Brasslux or white
 Unit Quantity : Pack of 2
 Boxed Quantity : 10

FEATURES

- Plates are screw fixed to the internal face of the door frame adjacent to each hinge
- 7mm thick



L8375

Size

300x20x7

PRODUCT CODES

- L8374 - Hingeguard Plates - WH
- L8375 - Hingeguard Plates - BLX

Lock Guard

KICKSTOP 9600 & 9601 Deadlock Guard - Euro

Type : 9600 & 9601
 Finish : Brasslux, satin chrome
 Unit Quantity : Single
 Boxed Quantity : 5

FEATURES

- Door reinforcer is used to reinforce and strengthen a wooden door around a traditional euro profile, mortice lock (Deadlock Guard)
- 9601 is the 4 bolt (high security) version



L8361

Length

L8361	L9362	L8363	L8364
188x 35x7	188x 35x7	300x 35x7	300x 35x7

PRODUCT CODES


- L8361 - 9600EU - 188mm - BLX
- L8362 - 9600EU - 188mm - SC
- L8363 - 9601EU - 300mm - BLX
- L8364 - 9601EU - 300mm - SC

KICKSTOP 9600 & 9601 Deadlock Guard - Oval

Type : 9600 & 9601
 Finish : Brasslux or satin chrome
 Unit Quantity : Single
 Boxed Quantity : 5

FEATURES

- Door reinforcer is used to reinforce and strengthen a wooden door around a traditional oval profile, mortice lock (Deadlock Guard)
- 9601 is the 4 bolt (high security) version



L8365

Length

L8365	L8366	L8368
188x 35x7	188x 35x7	300x 29x7

PRODUCT CODES

- L8365 - 9600OV 188mm - BLX
- L8366 - 9600OV 188mm - SC
- L8368 - 9601OV 300mm - SC


Bolts & Bars

KICKSTOP 9600 & 9601 Deadlock Guard - UK

Type : 9600 & 9601
 Finish : Black, brasslux, polish chrome or white
 Unit Quantity : Single
 Boxed Quantity : 5

FEATURES

- Door reinforcer is used to reinforce and strengthen a wooden door around a traditional UK lever, mortice lock (Deadlock Guard)
- 9601 is the 4 bolt (high security) version



L8005

	L8005	L8006	L8007	L8008
Length	188x 35x7	188x 35x7	188x 35x7	188x 35x7
	L8009	L8010	L8011	L8012
Length	300x 35x7	300x 35x7	300x 35x7	300x 35x7

PRODUCT CODES

- L8005 - 9600UK - 188mm - BLK
- L8006 - 9600UK - 188mm - BLX
- L8007 - 9600UK - 188mm - PC
- L8008 - 9600UK - 188mm - WH
- L8009 - 9601UK - 300mm - BLK
- L8010 - 9601UK - 300mm - WH
- L8011 - 9601UK - 300mm - BLX
- L8012 - 9601UK - 300mm - PC

KICKSTOP 9619 Sashlock Guard

Type : 9619
 Finish : Gold, silver or white
 Unit Quantity : Single
 Boxed Quantity : 5

FEATURES

- Door reinforcer is used to reinforce and strengthen a wooden door around a traditional UK lever, euro, oval profile mortice sashlock (Sashlock Guard)
- Elongated spindle slot and universal 'keyway' - use lockguard plates with existing lock furniture
- Reversible offset plates for different locks



L9272

	L9272	L9273	L9274
Length	240x 75x3	240x 75x3	240x 75x3

PRODUCT CODES

- L9272 - 9619 - SLV
- L9274 - 9619 - GLD
- L9273 - 9619 - WH

Souber Tools Cylinder Guard

Finish : Nickel plated
 Unit Quantity : Single
 Boxed Quantity : 10

FEATURES

- Bevelled edge to resist wrench attack
- Hardened steel and dull nickel plated
- Spins when attacked
- Fits the following screw-in cylinders: Asec, Assa, Evva, Union, Ruko and virtually every screw-in cylinder (except Elsa 'NG' and Tallon)



L14682

PRODUCT CODES

- L14682 - Cylinder Guard - NP

Bolts & Bars

Restrictors



789 Door Restrictor

Finish : Polished brass or polished chrome
 Unit Quantity : Single
 Boxed Quantity : 10



Length 228

PRODUCT CODES

LI4876 - 789-32 - PB
 LI4877 - 789-52 - PC


Accessories

A Perry Plate & Staples

Finish : Zinc plated or black
 Unit Quantity : Single
 Boxed Quantity : 10

FEATURES

- To suit wood or concrete



Size 16

PRODUCT CODES

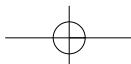
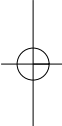
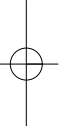
LI132 - Plate - ZP
 LI133 - Staple - BLK


ASSOCIATED PRODUCTS

369 - Monkey Tail Bolt
 - 300mm - BLK
 376 - Monkey Tail Bolt
 - 450mm - BLK
 380 - Monkey Tail Bolt
 - 600mm - BLK
 LI054 - Bow Handle Bolts
 - 300mm - PB
 LI055 - Bow Handle Bolts
 - 450mm - PB
 LI127 - Bow Handle Bolts
 - 600mm - PB



Bolts & Bars Notes

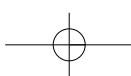
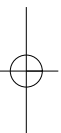




Index

Window Fittings

	• Casement Fasteners	596 - 597
	• Casement Stays	597 - 598
	• Sash Locks	599
	• Sash Stoppers	599 - 602
	• Stays	602 - 603
	• Accessories	603 - 604



Window Fittings

Casement Fasteners



Casement Fastener

Type : Victorian
 Fixing : Screw
 Finish : Polished brass
 Unit Quantity : Single
 Boxed Quantity : 10

FEATURES

- Wedge fitting
- Reversible



AS3759

Length	57
Height	13

PRODUCT CODES

AS3759 - Casement Fastener - PB



Casement Fastener - Victorian

Type : Victorian
 Fixing : Screw
 Finish : Polished brass
 Unit Quantity : Single
 Boxed Quantity : 10

FEATURES

- Supplied with hook plate and mortice plate
- Reversible



AS3758

Length	57
Height	13

PRODUCT CODES

AS3758 - Casement Fastener - PB



Casement Fastener

Finish : Satin anodised aluminium
 Unit Quantity : Single
 Boxed Quantity : 10

FEATURES

- Night vent



L4292

Length	125
--------	-----

PRODUCT CODES

L4292 Casement Fastener - SAA

Window Fittings



808 Locking Window Handle


Finish : Polished brass or white
 Unit Quantity : Visi -1 handle +1 key per card
 Boxed Quantity : 10 cards per carton

OPERATION

- Automatically locks when window is closed
- Unlocked by use of the key

FEATURES

- Suitable for most outward opening casements
- Can be locked partially open for ventilation
- The locking function can also be disconnected allowing the handle to be used as an ordinary latch
- Supplied c/w fixing screws



6766

Length	139
Width	48
Depth	16

PRODUCT CODES

6742 - 808-32 - PB
 6766 - 808-12 - WH

BLANKS

L00070 - 682-56 Genuine



890 Casement Fastener

Fixing : Screw
 Finish : White
 Unit Quantity : Single
 Boxed Quantity : 10

FEATURES

- Zinc alloy
- Standard pin
- Base plate hole centres 35mm
- Powder coated finish
- Reversible



L226

Length	100
--------	-----

PRODUCT CODES

L226 - 890 - WH

Casement Stays



Casement Stays - Georgian

Type : Georgian
 Fixing : Screw
 Finish : Polished brass
 Unit Quantity : Single
 Boxed Quantity : 4

FEATURES

- Standard pin



AS3760

Length	254
--------	-----

PRODUCT CODES

AS3760 - Casement Stay - PB

Window Fittings



Casement Stays - Victorian

Type : Victorian
 Fixing : Screw
 Finish : Polished brass
 Unit Quantity : Single
 Boxed Quantity : 4 or 5

FEATURES

- Standard pin



AS3761

	AS3762	AS3761
Height	254	305

PRODUCT CODES

- AS3762 - 254mm - PB
- AS3761 - 305mm - PB




Casement Stays

Finish : Satin anodised aluminium
 Unit Quantity : Single
 Boxed Quantity : 5 or 10

FEATURES

- Standard pin



L4289

	L4289	L4290	L4291
Length	200	250	300

PRODUCT CODES

- L4289 - 200mm - SAA
- L4290 - 250mm - SAA
- L4291 - 300mm - SAA



900A Casement Stays

Finish : Grey, brown or white
 Unit Quantity : Single
 Boxed Quantity : 10

FEATURES

- Standard pin



2082

	2082	L228	2085	L229	L3294	2089	L3295
Length	203	254	254	254	305	305	305
Finish	GRY	BRN	GRY	WH	BRN	GRY	WH

PRODUCT CODES

- L228 - 254mm - BRN
- 2085 - 254mm - GRY
- L229 - 254mm - WH
- L3294 - 305mm - BRN
- L3295 - 305mm - WH


Window Fittings

Sash Locks



A1 Sash Fastener

Finish : Zinc plated or electro brass
 Unit Quantity : Single
 Boxed Quantity : 10



Length 50.8

PRODUCT CODES

2113 - A1 - EB
 7268 - A1 - ZP



A1 Sash Fastener Fitch Patt No.1

Finish : Electro brass or zinc plated
 Unit Quantity : Single
 Boxed Quantity : 10



Length 65

PRODUCT CODES

2107 - A1 Patt No.1 - EB
 7269 - A1 Patt No.1 - ZP

Sash Stoppers



822-56 Sash Stopper - Non Locking

Type Non locking
 Finish : White or brown
 Unit Quantity : Single
 Boxed Quantity : 10

FEATURES

- Face fix additional security device for UPVC windows and doors



Length 70
 Depth 20

PRODUCT CODES

AS3391 - Non Locking - WH
 AS3388 - Non Locking - BRN

Window Fittings



822-56 Sash Stopper - Locking (75mm)

Type : Locking
 Finish : White or brown
 Unit Quantity : Single
 Boxed Quantity : 10

FEATURES

- Face fix additional security device for UPVC windows and doors



AS3387

Length	75
Depth	20

PRODUCT CODES

- AS3389 - Locking - WH
- AS3387 - Locking - BRN



V-8K103 Sash Stopper

Finish : Satin chrome, polished lacquered or white
 Unit Quantity : Single
 Boxed Quantity : 6



L14850

PRODUCT CODES

- L14850 - V-8K103 - SC
- L14851 - V-8K103 - PL
- L14852 - V-8K103 - WH



816-15 Sash Stopper

Finish : White or brown
 Unit Quantity : Single
 Boxed Quantity : 10

FEATURES

- Face fix additional security device for UPVC windows and doors



L14299

PRODUCT CODES

- L14299 - 816-15 - WH
- L14301 - 816-25 - BRN

ASSOCIATED PRODUCTS

- L14298 - Locking Attachment - WH

Window Fittings



817-15 Locking Attachment

Finish : White or brown
 Unit Quantity : Single
 Boxed Quantity : 10



L14298

PRODUCT CODES

L14298 - Locking Attachment - WH
 L14300 - Locking Attachment - BRN

ASSOCIATED PRODUCTS

L14299 - 816-15 Sash Stopper - WH
 L14301 - 816-25 Sash Stopper - BRN



822-56 Sash Stopper

Finish : Satin chrome
 Unit Quantity : Single
 Boxed Quantity : 1

FEATURES

- Suitable for sliding sash windows
- Supplied c/w fixing screws

OPERATION

- Key operated stop screws into plate fitted to outer frame
- Secures the window in the closed (or slightly open position for ventilation) by preventing it sliding past the stop



L16585

Plate Size	51x17
Stop Size	28x13

PRODUCT CODES

L16585 - 822-56 - SC



P268 Sash Stopper

Finish : Satin brass
 Unit Quantity : Single
 Boxed Quantity : 50



8981

PRODUCT CODES

8981 - P268 Sash Stop - SB

Window Fittings



Q920FF Sash Stopper

Finish : White
 Unit Quantity : Single
 Boxed Quantity : 10

FEATURES

- Face fix additional security device for UPVC windows and doors



PRODUCT CODES


LI1680 - Q920FF - Locking - WH
 LI1679 - Q920FFWL - Non Locking - WH

Stays



4044 Roller Arm Stay

Finish : Satin anodised aluminium
 Unit Quantity : Single
 Boxed Quantity : 10



	1860	1862
Length	152	203

PRODUCT CODES

1862 - 4004 - 203mm - SAA



720-12 Window Restrictor - Wood

Finish : White or silver
 Unit Quantity : Single
 Boxed Quantity : 10

FEATURES

- Suitable for hinged and pivot windows
- Can only be disconnected when the window is closed
- Supplied c/w fixing screws

OPERATION

- Designed specifically with child safety in mind, this stay restricts window opening to 75mm and is unlocked by the special key provided



PRODUCT CODES

L00096 - 720-12 - WH
 L00092 - 720-72 - SLV

Window Fittings



721-12 Window Restrictor - Metal

Finish : White or silver
 Unit Quantity : Single
 Boxed Quantity : 10

FEATURES

- Suitable for hinged and pivot windows
- Can only be disconnected when the window is closed
- Fixing screws not included

OPERATION

- Designed specifically with child safety in mind, this stay restricts window opening to 75mm and is unlocked by the special key provided



PRODUCT CODES

- L5550 - 721-12 Carded - WH
- L00093 - 721-15 Boxed - WH
- L00094 - 721-75 Boxed - SLV



790 Quadrant Stays

Finish : Epoxy white
 Unit Quantity : Pair
 Boxed Quantity : 5



Length 203

PRODUCT CODES

- 7292 - 790 - WH

Accessories



PI17 Child Safety Lock


Finish : White
 Unit Quantity : Single
 Boxed Quantity : 6

FEATURES

- Suitable for outward opening hinged windows
- Supplied c/w fixing screws

OPERATION

- Designed specifically with child safety in mind, this stay restricts window opening and locks in both the open and closed positions by use of the key



PRODUCT CODES

- 9930 - PI17 - WH

Window Fittings



Fanlight Catch

Finish : White
 Unit Quantity : Single
 Boxed Quantity : 10



L1154

PRODUCT CODES
 L1154 - WH



SP992/175 Axle Pulley

Finish : Galvanised frame & face
 Unit Quantity : Single
 Boxed Quantity : N/A

FEATURES


- Nylon wheel 1^{3/4}mm



1848

PRODUCT CODES
 1848 - GLV

Face Plate Length	117.5
Face Plate Width	25.4



Index

Sliding & Folding Door Gears



• **Single Track** 606 - 607



• **Double Track** 607 - 609



• **Folding Track** 609 - 610




Sliding & Folding Door Gears

Single Track

HENDERSON Marathon Junior - 55

Type of Door : Timber or composite
(heavy domestic or light commercial)
 Max Door Width : 1500mm
 Max Door Height : 3000mm
 Door Thickness : 32 - 50mm
 Max Door Weight : 55kg
 Unit Quantity : Single
 Boxed Quantity : N/A



PRODUCT CODES

- 1188 - J2 Marathon Junior 400-750mm
- 1190 - J3 Marathon Junior 750-900mm
- 1193 - J4 Marathon Junior 950-1050mm
- 1197 - J5 Marathon Junior 1050-1200mm
- 8178 - J6 Marathon Junior 1200-1500mm

FEATURES

- Easily adjustable door height
- Can be used externally if gear is adequately protected against the weather
- Simultaneous action option

Kit Contains:

1. Top assembly (track, hanger plates, ball cage and runner bar)
2. 2 nylon top plates (with integral buffer)
3. Wall mounted stops
4. Nylon floor guide (guide channel to be morticed into door bottom rail)

	1188	1190	1193	1197	8178
Door Width	400-750	750-900	950-1050	1050-1200	1200-1500

HENDERSON Marathon Senior - 90

Type of Door : Timber or composite
(heavy domestic or light commercial)
 Max Door Width : 1500mm
 Max Door Height : 3000mm
 Door Thickness : 32 - 50mm
 Max Door Weight : 90kg
 Unit Quantity : Single
 Boxed Quantity : N/A



PRODUCT CODES

- 1232 - S3 Marathon Senior - 750 - 900mm
- 1238 - S4 Marathon Senior - 950 - 1050mm
- 1241 - S5 Marathon Senior - 1050 - 1200mm
- 1249 - S6 Marathon Senior - 1200 - 1500mm

FEATURES

- Easily adjustable door height
- Can be used externally if gear is adequately protected against the weather
- Simultaneous action option


Kit Contains:

1. Top assembly (track, hanger plates, ball cage and runner bar)
2. 2 nylon top plates (with integral buffer)
3. Wall mounted stops
4. Nylon floor guide (guide channel to be morticed into door bottom rail)

	1232	1238	1241	1249
Door Width	750-900	950-1050	1050-1200	1200-1500

HENDERSON Phantom

Type of Door : For room dividers -
(for domestic, hospital and hotel use)
 Max Door Width : 610-915mm
 Max Door Height : 2400mm
 Door Thickness : 30 to 50mm
 Max Door Weight : 45kg
 Unit Quantity : Single
 Boxed Quantity : N/A



PRODUCT CODES

- 1114 - P9 Phantom

FEATURES

- For timber, timber framed or composite doors
- Ultra silent, frictionless, easy operation
- Floor component - guide only
- Simultaneous action option

Contains:

1. Jump-proof track for face/soffit fixing,
2. Twin nylon wheeled low friction adjustable one piece hanger and fixing plates
3. Adjustable nylon guide,
4. Stop and fixing instructions

Length	2400
Width	915
Depth	50

Sliding & Folding Door Gears

HENDERSON Senator

Type of Door : For entrance doors and doors between rooms
 Max Door Width : 900mm
 Max Door Height : 2400mm
 Door Thickness : 20 - 35mm
 Max Door Weight : 30kg
 Unit Quantity : Single
 Boxed Quantity : N/A

FEATURES

- For timber, timber framed or composite doors
- Silent - nylon guides and hangers on aluminium track
- Floor component - guide only

Kit Contains:

1. Jump-proof track/soffit fixing aluminium track
2. Nylon-tyred, ball-bearing, adjustable top fixing hangers; adjustable nylon guide
3. Stop and fixing instructions



I258

Maximum Leaf Size 900x2400x35

PRODUCT CODES

I258 - Senator

HENDERSON Single Top Wardrobe (Single track sliding)

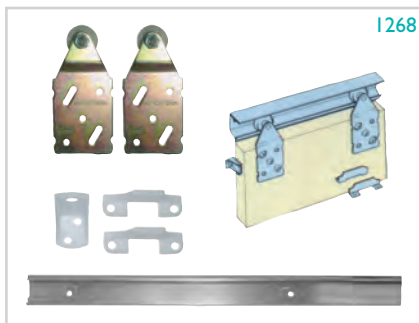
Type of Door : For timber framed composite doors
 Max Door Width : 900mm
 Max Door Height : 2400mm
 Door Thickness : 16-40mm
 Max Door Weight : 45kg
 Unit Quantity : Single
 Boxed Quantity : N/A

FEATURES

- Silent - nylon wheeled ball bearing hangers and aluminium track
- Easily adjusted door height
- Floor component - guide only

Kit Contains:

1. Jump-proof face/soffit fixing aluminium section track
2. Nylon-tyred, face-fixing, ball-bearing hangers
3. Nylon guides rubber-buffered stop
4. Screws and fixing instructions



I268

I268 I269 I270

Opening Width 600 750 900

PRODUCT CODES

I268 - ST12 Single Top - 600mm
 I269 - ST15 Single Top - 750mm
 I270 - ST18 Single Top - 900mm

Double Track

HENDERSON Cello


Type of Door : For timber framed composite doors
 Max Door Width : 920mm
 Max Door Height : 2400mm
 Door Thickness : 16-40mm
 Max Door Weight : 25kg
 Unit Quantity : Single
 Boxed Quantity : N/A

FEATURES

- Quiet nylon rollers on attractive aluminium track
- Easily to install with no routing required
- Simple to remove doors for cleaning and decorating

Kit Contains:

1. Aluminium rail
2. Face-fixed nylon-wheeled bottom rollers
3. Face-fixed nylon guides
4. Screws and fixing instructions



L13546

L13546 L13547 L13548

Opening Width 1500 1800 2400

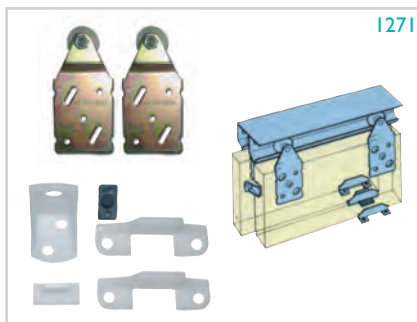
PRODUCT CODES

L13546 - C15 Cello - 1500mm
 L13547 - C18 Cello - 1800mm
 L13548 - C24 Cello - 2400mm

Sliding & Folding Door Gears

HENDERSON Double Top

Type of Door : For timber, timber framed or composite doors
 Max Door Width : 900mm
 Max Door Height : 2400mm
 Door Thickness : 16-40mm
 Max Door Weight : 45kg
 Unit Quantity : Single
 Boxed Quantity : N/A



FEATURES

- For heavy duty applications - wardrobes, cupboards, in hotels, schools and offices
- Silent - nylon wheeled bearing hangers and aluminium track
- Easily adjusted door height

Kit Contains:

1. Jump proof soffit fixing aluminum section track
2. Nylon-tyred, face-fixing, ball-bearing hangers
3. Nylon guides; rubber-buffered stop
4. Screws and fixing instructions

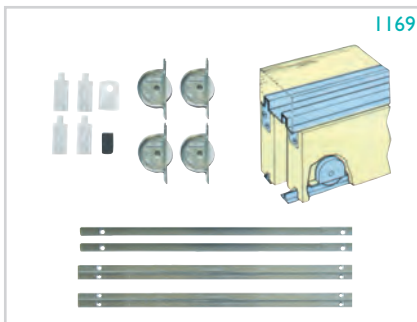
	1272	1273	1281	1297
Opening Width	1200	1500	1800	2400

PRODUCT CODES

- 1272 - W12 - 1200mm
- 1273 - W15 - 1500mm
- 1281 - W18 - 1800mm
- 1297 - W24 - 2400mm
- 1271 - Door Fitting Pack W01

HENDERSON Loretto

Type of Door : For timber framed glazed or flush doors
 Max Door Width : 900mm
 Max Door Height : 1800mm
 Door Thickness : 20-45mm
 Max Door Weight : 23kg
 Unit Quantity : Single
 Boxed Quantity : N/A



FEATURES

- For cupboards, bookcases and other good quality cabinet work
- Quiet and smooth - nylon guides and rollers, with aluminium rail

Kit Contains:

1. 2 guide channels, 4 guides, 4 bottom rollers, 2 rails
2. Screws and fixing instructions


	1169	1175	1181
Opening Width	1200	1500	1800

PRODUCT CODES

- 1169 - Loretto D4 - 1200mm
- 1175 - Loretto D5 - 1500mm
- 1181 - Loretto D6 - 1800mm

HENDERSON Slipper

Type of Door : For fitted furniture of all kinds eg. kitchens, bathrooms, serving hatches of lightweight wood or chipboard
 Max Door Width : 900mm
 Max Door Height : 1800mm
 Door Thickness : 16-30mm
 Max Door Weight : 9kg
 Unit Quantity : Single
 Boxed Quantity : N/A



FEATURES

- Quiet nylon slides on attractive aluminium track
- Easily top fixed
- Simple to remove doors for cleaning and decorating

Kit Contains:

1. 2 top aluminium tracks with fixing holes
2. 4 nylon sliders, safety stop
3. 2 flushpulls, screw-fixed nylon guides
4. All screws and fixing instructions

	1264	1265	1266
Opening Width	1200	1500	1800

PRODUCT CODES

- 1264 - Slipper SS4 - 1200mm
- 1265 - Slipper SS5 - 1500mm
- 1266 - Slipper SS6 - 1800mm


Sliding & Folding Door Gears

HENDERSON Zenith

Type of Door : For sliding glass doors
 Max Door Width : 900mm
 Max Door Area : 1m²
 Door Thickness : 6mm
 Max Door Weight : 25kg
 Unit Quantity : Single
 Boxed Quantity : N/A

FEATURES

- For showcases, book cases, display panels, hatches, interior windows and glass doors
- A precision made, satin-anodised finish aluminium gear with brush-pile strips in guide rail
- **Kit Contains:**
 1. Top guide, glazing strip
 2. 2 glass rails, 4 nylon tyred bottom rollers, bottom rail, and end caps
 3. Screws and fixing instructions



1298

	1298	1300	1302
Opening Width	1200	1500	1800

PRODUCT CODES

- 1298 - Z12/2 Zenith - 1200mm
- 1300 - Z15/2 Zenith - 1500mm
- 1302 - Z18/2 Zenith - 1800mm

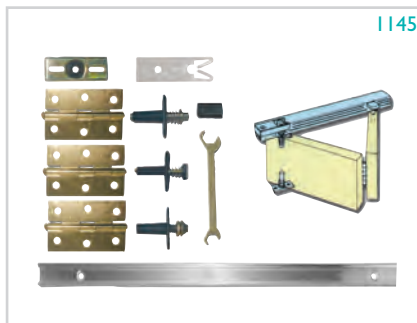
Folding Track

HENDERSON Bifold

Type of Door : For folding wardrobe doors
 Max Leaf Width : 530mm
 Max Leaf Height : 2400mm
 Leaf Thickness : 20-35mm
 Max Leaf Weight : 14kg
 Unit Quantity : Single
 Boxed Quantity : N/A

FEATURES

- For timber, timber framed or composite doors
- Stable and smooth running
- Suitable for jambless openings
- Silent and easy to fix - nylon spring-loaded guides with attractive aluminium top track
- Leaves fold back completely
- **Kit Contains:**
 1. Aluminium top rack
 2. Nylon guides, pivots and sockets, bumper, hinges and aligner
 3. Screws, spanner and fixing instructions



1145

	1145	1158	1166
Opening Width	1067	1525	2135

PRODUCT CODES


- 1145 - B10/2 Fold - 1067mm
- 1158 - B15/4 Fold - 1525mm
- 1166 - B20/4 Fold - 2135mm

HENDERSON Husky 40

Type of Door : For folding doors and dividers
 Max Door Width : 750mm
 Max Door Height : 2400mm
 Door Thickness : 20-44mm
 Max Door Weight : 40kg
 Unit Quantity : Single

FEATURES

- For timber, timber framed and composite doors
- Stable and smooth running
- Neatly stacking at one or both sides
- Concealed fixing
- Floor component - channel and pivot



L17962

	L17462	L17963
Opening Width	1500	3000

PRODUCT CODES

- L17962 - Husky 40 - 1500mm
- L17963 - Husky 40 - 3000mm

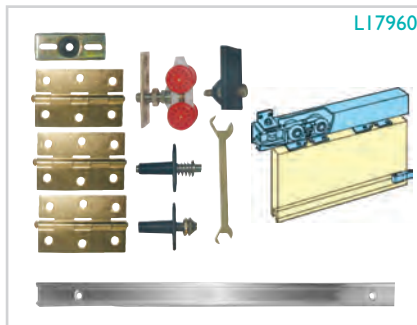
Sliding & Folding Door Gears

HENDERSON Husky 25

Type of Door : For folding doors and dividers
 Max Door Width : 600mm
 Max Door Height : 2400mm
 Door Thickness : 20-40mm
 Max Door Weight : 25kg
 Unit Quantity : Single

FEATURES

- For timber, timber framed and composite doors
- For light residential folding partitions
- Neatly stacking at one or both sides
- Concealed fixing
- Floor component - pivot only



	L17960	L17961
Opening Width	1200	2400

PRODUCT CODES

- L17960 - Husky 25 - 1200mm
- L17961 - Husky 25 - 2400mm

HENDERSON Husky Folding 25 (Fitting Only)

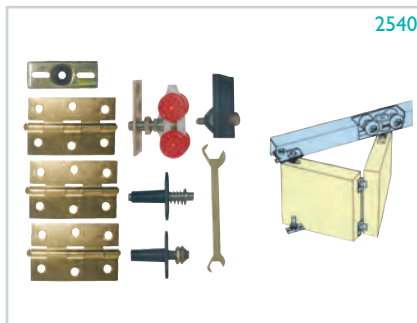
Type of Door : For folding doors and room dividers
 Max Door Width : 600mm
 Max Door Height : 2400mm
 Door Thickness : 20-40mm
 Max Door Weight : 25kg
 Unit Quantity : Single
 Boxed Quantity : N/A

FEATURES

- For timber, timber framed and composite doors
- For light residential folding partitions
- Neatly stacking at one or both sides
- Concealed fixing
- Floor component - pivot only

Kit Contains:

1. Top and bottom pivots for fixing into end panel
2. 4-wheeled adjustable nylon hangers, hinges
3. Screws, spanner and fixing instructions



	2540	2542
Opening Width	1200	2400

PRODUCT CODES

- 2540 - HF25/12 Husky - 1200mm
- 2542 - HF25/24 Husky - 2400mm



Index

Safes & Cash Boxes



• **Cash Boxes** 612



• **Cupboard Safes** 612 - 618



• **Floorboard Safes** 618



• **Laptop Safes** 618 - 619



• **MOT Safes** 619



• **Under Floor Safes** 619 - 620



• **Wall Safes** 620



• **Counter Unit**..... 620



• **Accessories** 621 - 626

Safes & Cash Boxes

Cash Boxes



Cash Box

Number of Keys : 2
 Finish : Blue
 Unit Quantity : Single
 Boxed Quantity : N/A

FEATURES

- Made of heavy sheet steel
- Powder coated
- Internal plastic compartment
- NP cylinder lock with a high number of combinations



AS6100

PRODUCT CODES

- AS6100 - AS6 Cash Box - 150mm - BLU
- AS6101 - AS8 Cash Box - 200mm - BLU
- AS6102 - AS10 Cash Box - 250mm - BLU
- AS6103 - AS12 Cash Box - 300mm - BLU

AS6100	
Size	150x112x73
AS6101	
Size	200x160x92
AS6102	
Size	250x275x95
AS6103	
Size	300x240x93
AS6104	
Size	355x280x90

Cupboard Safes



Cupboard Safe

Type of Lock : Key
 Weight : 10kg or 13kg
 Number of Keys : 2
 Finish : Grey
 Unit Quantity : Single
 Boxed Quantity : N/A

FEATURES

- £1,000 cash rating
- British made
- Flock lining interior prevents damage to contents
- Constructed from heavy gauge steel
- Excellent cost effective range
- 7 lever safe lock with 2 keys
- 2 year warranty
- Can be easily secured in a cupboard, wardrobe or cabinet
- Designed to safeguard cash, valuables, passports, jewellery etc, in the home



AS6004

PRODUCT CODES

- AS6003 - Cupboard Safe - 203mm - 10kg
- AS6004 - Cupboard Safe - 305mm - 13kg

ASSOCIATED PRODUCTS

- AS6012 - Key Blank for Asec Safes

AS6003	
Outside Measurements	343x203x127
Inside Measurements	340x200x124
AS6004	
Outside Measurements	343x305x127
Inside Measurements	340x302x124

Safes & Cash Boxes



Utility Safe

Type of Lock : Key
 Weight : 15kg
 Number of keys : 2
 Finish : Grey
 Unit Quantity : Single
 Boxed Quantity : N/A

FEATURES

- £1,000 cash rating
- British made
- Flock lining interior prevents damage to contents
- Constructed from heavy gauge steel
- Excellent cost effective range
- 7 lever safe lock with 2 keys
- 2 year warranty
- Free standing safe, can be secured to the wall or floor
- Ideal for hotels, commercial or general use



AS6008

Outside Measurements 305x305x305

Inside Measurements 302x302x302

PRODUCT CODES

AS6008 - Utility Safe - 15kg

ASSOCIATED PRODUCTS

AS6012 - Key Blank for Asec Safes



Air Hotel Safe

Weight : 13kg
 Volume : 24 litres
 Finish : Grey
 Unit Quantity : 1
 Boxed Quantity : 1

FEATURES

- £1,000 cash rating
- Suitable for the storage of valuables such as jewellery, laptops or cameras
- Electronic lock
- The Hotel safe is secured by a user-friendly electronic lock designed for hotel use. Features include master coding, emergency key override and a 100 event audit facility
- Steel door and body with dual, plated steel moving boltwork
- One-way moving boltwork with two 18mm, plated steel bolts
- Door is made of 4mm thick steel and body of 2mm thick steel



L18862

Air Hotel

Outside Measurements 200x430x350

Inside Measurements 190x420x300

Volume 24 ltrs

Weight 13kg

PRODUCT CODES

L18862 - Air Hotel Safe



Fire Safe Range

Weight : 52, 62, 68 & 91kg
 Volume : 18, 26, 31 & 51 litres
 Finish : Grey
 Unit Quantity : 1
 Boxed Quantity : 1

FEATURES

- £4000 cash rating
- Combined fire and burglary protection in one safe
- Perfect for the protection of cash and valuables as well as passports, property records, legal papers and other important documents
- Certified by ECB*S for 30 minutes fire-resistance (EN 15659, 30 P)
- Certified by ECB*S for Level S2 burglary protection (EN 14450)
- Choice of key lock or electronic lock



L18961

PRODUCT CODES

ELECTRONIC

L18958 - Fire 20
 L18959 - Fire 25
 L18960 - Fire 30
 L18961 - Fire 50

KEY

L18962 - Fire 20
 L18963 - Fire 25
 L18964 - Fire 30
 L18965 - Fire 50

	Fire 20	Fire 25
Outside Measurements	315x445x440	490x360x440
Inside Measurements	185x334x290	360x249x290
Volume	18 ltrs	26 ltrs
Weight	52 kg	62 kg

	Fire 30	Fire 50
Outside Measurements	460x440x440	670x440x440
Inside Measurements	330x329x290	540x329x290
Volume	31 ltrs	51 ltrs
Weight	68 kg	91 kg

Safes & Cash Boxes

Chubb safes Trusted the world over. Air Safe Range

Number of Keys : 2
 Weight : 8kg & 11kg
 Volume : 9 litres & 16 litres
 Finish : Grey
 Unit Quantity : 1
 Boxed Quantity : 1

FEATURES

- £1,000 cash rating
- Compact safe for the home or office
- Suitable for the storage of valuables such as jewellery or cameras
- Choice of key lock or electronic lock
- Steel door and body with dual, plated steel moving boltwork
- One-way moving boltwork with two 18mm, plated steel bolts
- Door is made of 4mm thick steel and body of 2mm thick steel



LI8858

Air 10

Outside Measurements	200x310x200
Inside Measurements	190x300x150
Volume	9 ltrs
Weight	8kg

Air 15

Outside Measurements	250x350x250
Inside Measurements	240x340x200
Volume	16 ltrs
Weight	11kg

PRODUCT CODES

ELECTRONIC

LI8858 - Air 10 8kg
 LI8860 - Air 15 11kg

KEY

LI8857 - Air 10 8kg
 LI8859 - Air 15 11kg

Chubb safes Trusted the world over. Water Safe Range

Number of Keys : 2
 Finish : Grey
 Unit Quantity : 1
 Boxed Quantity : 1

FEATURES

- £2,000 cash rating
- Certified by ECB-S according to EN 14450 Level S1 for burglary protection
- Suitable for storage of valuables such as jewellery, cameras or other valuable equipment
- Choice of key lock or electronic lock
- Steel door and body with reinforced bolts and anti-drilling plate for extra protection
- One removable shelf as standard
- Interior LED light on electronic lock models



LI8864

Water 30

Outside Measurements	275x375x350	Water 40	375x375x350
Inside Measurements	269x369x294	Volume	29 ltrs
Volume	29 ltrs	Weight	31 kg
Weight	31 kg		

Water 50-1

Outside Measurements	375x475x350	Water 50-2	475x375x350
Inside Measurements	369x469x294	Volume	51 ltrs
Volume	51 ltrs	Weight	43 kg
Weight	43 kg		

PRODUCT CODES

ELECTRONIC

LI8864 - Water 30 31kg
 LI8866 - Water 40 36kg
 LI8868 - Water 50-1 43kg
 LI8870 - Water 50-2 43kg

KEY

LI8863 - Water 30 31kg
 LI8865 - Water 40 36kg
 LI8867 - Water 50-1 43kg
 LI8869 - Water 50-2 43kg

Safes & Cash Boxes

Chubb safes Earth Safe

Number of Keys : 2
 Finish : Grey
 Unit Quantity : 1
 Boxed Quantity : 1

FEATURES

- £4,000 cash rating
- Compact safe for the home or office
- Certified by ECB-S according to EN 14450 Level S2 for burglary protection
- Choice of key lock or electronic lock
- Body consists of two steel plates filled in-between with a fire-retardant material (Din 4102 up to 30 mins)
- Four sizes available - 15, 38, 54 and 76 litres
- One removeable shelf as standard
- Interior LED light on electronic lock models



PRODUCT CODES

ELECTRONIC

- LI8872 - Earth 15 38kg
- LI8874 - Earth 40 60kg
- LI8876 - Earth 55 76kg
- LI8878 - Earth 75 92kg

KEY

- LI8871 - Earth 15 38kg
- LI8873 - Earth 40 60kg
- LI8875 - Earth 55 76kg
- LI8877 - Earth 75 92kg

	Earth 15	Earth 40		Earth 55	Earth 75
Outside Measurements	300x370x350	440x450x400	Outside Measurements	590x450x400	790x450x400
Inside Measurements	210x280x250	350x360x300	Inside Measurements	500x360x300	700x360x300
Volume	15 ltrs	38 ltrs	Volume	54 ltrs	76 ltrs
Weight	38 kg	60 kg	Weight	76 kg	92 kg



SSC Castelle Safe

Type of Lock : Electronic or key
 Weight : 38kg, 53kg, 66kg, 79kg or 92kg
 Number of Keys : 2
 Finish : Grey
 Unit Quantity : Single
 Boxed Quantity : N/A

FEATURES

- £6,000 cash rating
- Tested and certified to European Standard EN 1143-1
- Fixing kit supplied
- Security grade 0



PRODUCT CODES

ELECTRONIC

- LI5379 - SSC-1E - 38kg
- LI5372 - SSC-2E - 53kg
- LI5377 - SSC-3E - 66kg
- LI5373 - SSC-4E - 79kg
- LI8976 - SSC-5E - 92kg

KEY

- LI5378 - SSC-1K - 38kg
- LI5371 - SSC-2K - 53kg
- LI5375 - SSC-3K - 66kg
- LI5374 - SSC-4K - 79kg
- LI8977 - SSC-5K - 92kg

	SSC-1		SSC-2		SSC-3		SSC-4		SSC-5	
Outside Measurements	280x370x350		Outside Measurements	330x450x400		Outside Measurements	450x450x400		Outside Measurements	570x450x400 690x450x400
Inside Measurements	190x280x250		Inside Measurements	240x360x300		Inside Measurements	360x360x300		Inside Measurements	480x360x300 600x360x300



PSI Professional Safe

Number of Keys : 2
 Weight : 12kg
 Finish : Grey
 Unit Quantity : Single
 Boxed Quantity : N/A

FEATURES

- £2,000 cash rating
- Tested & certified by the ECBS to European Standard EN 14450
- Made of high quality steel
- Body 3mm
- Door 8mm



PRODUCT CODES

- LI5452 - PSI 18K Professional - 12kg

Outside Measurements	180x310x205
Inside Measurements	170x300x150

Safes & Cash Boxes



PS2 Professional Safe

Type of Lock : Electronic or key
 Weight : 16kg, 34kg, 48kg, 58kg, or 77kg
 Number of keys : 2
 Finish : Grey
 Unit Quantity : Single
 Boxed Quantity : N/A

FEATURES

- £4,000 cash rating
- Tested and certified by the ECB.S to European standard EN 14450
- Double walled construction allows extra security against burglary
- Body consists of two steel plates filled in between with a fire-retardant material (DIN 4102 up to 30 mins)



PRODUCT CODES

ELECTRONIC

- L15317 - 27E - 34kg
- L15318 - 32E - 48kg
- L15310 - 41E - 58kg
- L15319 - 61E - 77kg

KEY

- L15313 - 18K - 16kg
- L15314 - 27K - 34kg
- L15315 - 32K - 48kg
- L15311 - 41K - 58kg
- L15316 - 61K - 77kg

	18K	32K / 32E	27K / 27E	41K / 41E	61K / 61E
Outside Measurements	180x310x205	320x440x395	270x350x345	410x460x395	610x460x395
Inside Measurements	100x230x110	240x360x290	190x270x240	330x380x290	530x380x290



B-25 Secure Safe

Type of Lock : Electronic or key
 Weight : 14kg
 Number of Keys : 2
 Finish : Grey
 Unit Quantity : Single
 Boxed Quantity : N/A

FEATURES

- £1,000 cash rating
- Supplied with removable shelf as standard
- Constructed with a 5mm solid steel door and 2.5mm steel body



PRODUCT CODES

ELECTRONIC

- L15312 - Secure Safe B-25E - 14kg

KEY

- L15304 - Secure Safe B-25K - 14kg

	L16536
Outside Measurements	250x350x250
Inside Measurements	245x345x200



Trend 1 Safe

Number of Keys : Electronic or key
 Weight : 12kg or 32kg
 Number of Keys : 2
 Finish : Grey
 Unit Quantity : Single
 Boxed Quantity : N/A

FEATURES

- £1,000 cash rating
- Key override
- Hardened steel plates protect boltwork and lock against drilling
- Can be fitted to floor or wall
- Constructed with an 8mm solid steel door and 3mm steel body



PRODUCT CODES

ELECTRONIC

- L15702 - T1-32E - 32kg

KEY

- L15303 - T1-18K - 12kg
- L15305 - T1-32K - 32kg

ASSOCIATED PRODUCTS

- L14262 - Blanks Double Bit 9G Pipe

	18K	32K
Outside Measurements	180x310x205	320x440x395
Inside Measurements	170x300x150	310x430x340

Safes & Cash Boxes



Trend 1 Deposit Safe

Type of Lock : Key
 Number of Keys : 2
 Weight : 20kg or 32kg
 Finish : Grey
 Unit Quantity : Single
 Boxed Quantity : N/A

FEATURES

- £1,000 cash rating
- Slot for deposits
- Key override
- Constructed with 8mm solid steel door and 3mm steel body
- Hardened steel plates protect boltwork and lock against drilling
- Can be fitted to floor or wall



LI5700

27K	
Outside Measurements	270x350x345
Inside Measurements	260x340x290
32K	
Outside Measurements	320x440x395
Inside Measurements	310x430x340

PRODUCT CODES

LI5700 - T1-27KD - 20kg
 LI5701 - T1-32KD Deposit - 32kg

ASSOCIATED PRODUCTS

LI4262 - Blanks Double Bit 9G Pipe



Trend 2 Safe

Type of Lock : Electronic or key
 Number of keys : 2
 Weight : 28kg, 45kg or 73kg
 Finish : Grey
 Unit Quantity : Single
 Boxed Quantity : N/A

FEATURES

- £3,000 cash rating
- Enhanced version of Secure Safe Trend 1
- Offers 30 minutes fire protection for paper, barrier material tested to DIN 4102



LI5308

LI5306

27E / 27K	
Outside Measurements	270x350x345
Inside Measurements	190x270x250
32E / 32K	
Outside Measurements	320x440x395
Inside Measurements	240x360x300
61E / 61K	
Outside Measurements	610x460x395
Inside Measurements	530x380x300

PRODUCT CODES

ELECTRONIC

LI5308 - T2-27E - 28kg
 LI5309 - T2-32E - 45kg
 LI8978 - T2-61E - 73kg

KEY

LI5306 - T2-27K - 28kg
 LI5307 - T2-32K - 45kg
 LI8979 - T2-61K - 73kg



Y-MS-25 Home Electronic Cupboard Safe

Type of Lock : Electronic
 Weight : 7.425kg
 Finish : Black
 Unit Quantity : Single
 Boxed Quantity : N/A

FEATURES

- Simple to operate lit digital keypad display
- Steel construction to resist attacks
- 2 high security override keys supplied
- Predrilled holes with fixing bolts supplied
- Can be mounted to the wall or floor
- Interior base lined



LI7336

Outside Measurements	310x200x200
Inside Measurements	300x190x150

PRODUCT CODES

LI7336 - S50000 - 7.425kg

Safes & Cash Boxes



SDE-30 Secure Doc Executive Safe

Type of Lock : Electronic or key
 Weight : 27kg
 Finish : Grey
 Unit Quantity : Single
 Boxed Quantity : N/A

FEATURES

- Up to 60 minutes fire protection for paper
- Removable shelf
- Suitable for fixing (bolts included)



SDE-30	
Outside Measurements	296x390x320
Inside Measurements	215x310x215

PRODUCT CODES

Electronic
 LI5322 - SDE-30E Safe - 27kg

Key
 LI5448 - SDE-30K Safe - 27kg

Floorboard Safes




Floorboard Safe

Type of Lock : Key
 Number of Keys : 2
 Weight : 10kg or 13kg
 Finish : Grey
 Unit Quantity : Single
 Boxed Quantity : N/A

FEATURES

- £1,000 cash rating
- British made
- Flock lining interior prevents damage to contents
- Constructed from heavy gauge steel
- 7 lever safe lock with 2 keys
- 2 year warranty
- Designed to fit between floorboard joists
- Ideal for storage of small valuables such as passports, cash, mobile phones, driving licenses, jewellery etc.



AS6000	
Outside Measurements	343x203x127
Inside Measurements	340x200x124

AS6001	
Outside Measurements	343x305x127
Inside Measurements	340x302x124

PRODUCT CODES

AS6000 - Floorboard Safe (10kg)
 - 203mm - BLU
 AS6001 - Floorboard Safe (13kg)
 - 305mm - BLU

ASSOCIATED PRODUCTS

AS6012 - Key Blank for Asec Safes

Laptop Safes



Air Laptop Safe

Volume : 24 litres
 Finish : Grey
 Unit Quantity : 1
 Boxed Quantity : 1

FEATURES

- £1,000 cash rating
- Compact safe for the home or office
- Suitable for the storage of valuables such as jewellery, laptops or cameras
- Electronic lock
- Steel door and body with dual, plated steel moving boltwork
- One-way moving boltwork with two 18mm, plated steel bolts
- Door is made of 4mm thick steel and body of 2mm thick steel



Outside Measurements	200x430x350
Inside Measurements	190x420x300
Volume	24 ltrs
Weight	13kg

PRODUCT CODES

LI8861 - Air Laptop Safe

Safes & Cash Boxes



BL-23E Laptop Electronic Safe

Type of Lock : Electronic
 Weight : 18kg
 Finish : Grey
 Unit Quantity : Single
 Boxed Quantity : N/A

FEATURES

- £1,000 cash rating
- Removable shelf included
- Mechanical over-ride key included
- 20mm diameter bolts
- Body 2.5mm
- Door 5mm



LI5619

Outside Measurements 230x450x400

Inside Measurements 225x445x350

PRODUCT CODES

LI5619 - BL-23E Laptop Safe - 18kg

MOT Safes



MOT Safe

Type of Lock : Key
 Number of Keys : 2
 Weight : 10kg
 Finish : Grey
 Unit Quantity : Single
 Boxed Quantity : N/A

FEATURES

- £1,000 cash rating
- British made
- Flock lining interior prevents damage to contents
- Constructed from heavy gauge steel
- 7 lever safe lock with 2 keys
- All safes in ASEC range are protected with a 3mm thick steel body and 5mm thick doors with drill protected key area
- 2 year warranty
- Required by the Ministry of Transport for the day time storage of MOT certificate book and stamp
- Can be easily secured to the wall or floor
- Slam shut locking mechanism



AS6002

Outside Measurements 343x203x127

Inside Measurements 340x200x124

PRODUCT CODES

AS6002 - MOT Safe - 343mm - 10kg

ASSOCIATED PRODUCTS

AS6012 - Key Blank for Asec Safes

Under Floor Safes



Under Floor Safe

Type of Lock : Key
 Number of Keys : 2
 Weight : 18kg or 24kg
 Finish : Grey
 Unit Quantity : Single
 Boxed Quantity : N/A

FEATURES

- £3,000 cash rating
- British made
- Flock lining interior prevents damage to contents
- Constructed from heavy gauge steel
- 7 lever safe lock with 2 keys
- 2 year warranty
- Concretes into floor with neck level to the floor surface
- Ideal for shops, hotels or commercial premises



AS6009

Body Size 228x228x228

Neck Size 203x203x102

AS6010

Body Size 305x305x305

Neck Size 203x203x102

PRODUCT CODES

AS6009 - Under Floor Safe - 18kg

AS6010 - Under Floor Safe - 24kg

ASSOCIATED PRODUCTS

AS6012 - Key Blank for Asec Safes

Safes & Cash Boxes



Under Floor Safe with Deposit Facility

Type of Lock : Key
 Number of Keys : 2
 Weight : 25kg
 Cash Rating : £3,000
 Finish : Grey
 Unit Quantity : Single
 Boxed Quantity : N/A

FEATURES

- £3,000 cash rating
- British made
- Flock lining interior prevents damage to contents
- Constructed from heavy gauge steel
- 7 lever safe lock with 2 keys
- 2 year warranty
- Concretes into floor with neck level to the floor surface
- Ideal for shops, hotels or commercial premises



AS6011

Body Size	305x305x305
Neck Size	203x203x102

PRODUCT CODES

AS6011 - Under Floor Safe with Deposit Facility - 25kg

ASSOCIATED PRODUCTS

AS6012 - Key Blank for Asec Safes

Wall Safes



Wall Safe

Type of Lock : Key
 Number of Keys : 2
 Weight : 4kg, 5kg or 9kg
 Finish : Grey
 Unit Quantity : Single
 Boxed Quantity : N/A

FEATURES

- £1,000 cash rating
- British made
- Flock lining interior prevents damage to contents
- Constructed from heavy gauge steel
- 7 lever safe lock with 2 keys
- All safes in ASEC range are protected with a 3mm thick steel body and 5mm thick doors with drill protected key area
- 2 year warranty
- Safe is cemented into wall
- Ideal for hotels, commercial or general use



AS6005

AS6005	
Outside Measurements	222x123x108
Inside Measurements	219x120x105
AS6006	
Outside Measurements	222x197x108
Inside Measurements	219x194x105
AS6007	
Outside Measurements	222x297x108
Inside Measurements	219x294x105

PRODUCT CODES

AS6005 - 2 Brick 4kg - GRY
 AS6006 - 3 Brick 5kg - GRY
 AS6007 - 4 Brick 9kg - GRY

ASSOCIATED PRODUCTS

AS6012 - Key Blank for Asec Safes

Counter Unit



Counter Unit

Weight : 2.4kg
 Finish : Grey
 Unit Quantity : 1
 Boxed Quantity : 1

FEATURES

- Helps prevent banknote theft at cash tills.
- Mounted under the counter to securely store and protect banknotes.
- Easy-to-reach deposit slot.
- Stores up to 350 banknotes.
- Two key locks - one to open storage unit and one to release from counter for easier emptying.
- Solid sheet steel construction.



L18856

Outside Measurements	235x105x190
Weight	2.4kg

PRODUCT CODES

L18856 - Counter Unit

Safes & Cash Boxes

Accessories

G&C
Engineering

Gun Cabinet Lock

- Number of Keys : 2
- Mechanism : 7 lever
- Backset : Vertical - 28mm or horizontal - 34mm
- Keyway : Vertical or horizontal
- Finish : Zinc plated
- Unit Quantity : Single
- Boxed Quantity : N/A

OPERATION

- Deadbolt is locked or unlocked by key from one side only



L948

Size

82x60x16

PRODUCT CODES

L948 - Gun Cabinet Lock - ZP

ASSOCIATED PRODUCTS

ASI1251-6G x 19mm Pinsafe Copy

KABA

Auditcon 252R Digital Safe Lock

- Number of Users : 20
- Combination : 8 digit code
- Self Powered : No batteries
- Wrong Try Lockout : Yes
- Time Delay : 1-99 minutes
- Audit Trial : Last 100 events
- Finish : Black
- Unit Quantity : Single
- Boxed Quantity : N/A

FEATURES

- Easy retrofit
- Available in deadbolt or slidebolt
- Also available in V (vertical housing)

OPERATION

- Electronic keypad operation



L13700

PRODUCT CODES

L13700 - 252R Digital Safe Lock - BLK

KABA

Auditcon 552R Digital Safe

- Number of Users : 99
- Self Powered : No batteries
- Combination : 8 digit code
- Wrong Try Lockout : Yes
- Time Delay : 1-99 minutes
- Audit Trial : Last 400 events time/date stamped
- Finish : Black
- Unit Quantity : Single
- Boxed Quantity : N/A

FEATURES

- Easy retrofit
- Available in deadbolt or slidebolt
- Also available in V (vertical housing)

OPERATION

- Electronic keypad operation



L15743

PRODUCT CODES

L15743 - 552 Digital Safe - BLK

Safes & Cash Boxes

KABA SL525 Motorised Combination Safe Lock

Audit Trail : 2400 events time/date stamped codes. 1 master, 2 managers and 18 user codes, plus courier code

Finish : Black

Unit Quantity : Single

Boxed Quantity : N/A

FEATURES

- Motorised lock with automatic locking
- Adaptable bolt function: dead bolt / spring bolt
- Fast retrofitting, standard footprint
- High quality, rugged metal input unit with elegant design
- Large, easy-read LCD display
- Long battery life
- Battery compartment accessible externally
- Time lock functions: weekly locking programme, holiday periods, and yearly repeating periods
- Time opening delay with confirmation window
- 4 hierarchy levels: Master, Manager, User and Courier
- Dual mode
- Remote disabling
- Duress code
- Inputs/outputs integrated in lock unit for e.g. alarm connection and remote supervision etc.
- Audit Trail



L15742

PRODUCT CODES

L15742 - SL525 Safe Lock

KABA A70091 Mauer Variator Safe Lock

Number of Keys : 2

Mechanism : 8 levers

Backset : 57mm

Finish : Die cast

Unit Quantity : Single

Boxed Quantity : N/A

FEATURES

- VDS - K1
- Changeable lock with dead bolt for safes CEN 0-11
- Keys available in 90, 120, 150 and 164mm lengths
- Approximately 280,000 differs
- Standard footprint
- User friendly change from the front or via a slide unit at the back of the lock
- Galvanised steel construction
- Key retaining; key not removable
- Die-cast lock casing and bolt

OPERATION

- Changeable locking mechanism, using pin at the back of the lock



L11157

Size 96x60x21

PRODUCT CODES

L11157 - A70091 Variator Safe Lock

KABA Mauer A71111 President Safe Lock

Number of Keys : 2

Mechanism : 8 levers

Backset : 57mm

Finish : Zinc plated

Unit Quantity : Single

Boxed Quantity : N/A

FEATURES

- Double bitted 80mm key system
- VDS - K1.1
- Changeable lock with dead bolt for safes CEN 0-11
- Keys available in 65, 90, 120, 150 and 164mm lengths
- Approximately 280,000 differs
- Standard footprint
- Galvanised steel construction
- Key retaining
- Die-cast lock casing and bolt



L11154

Size 86x60x21

PRODUCT CODES

L14632 - President Safe Lock 90mm Keys

L11154 - President Safe Lock 120mm Keys

Safes & Cash Boxes

KABA Mauer B70079 Praetor Safe Lock

Number of Keys : 2
 Finish : Die cast
 Mechanism : 11 levers
 Backset : 57mm
 Unit Quantity : Single
 Boxed Quantity : N/A

FEATURES

- VDS - K1.2
- Lock with dead bolt for safes CEN 111-V
- Keys available in 120, 150 and 164mm lengths
- Standard footprint
- Approximately 60,000,000 differs
- Key not removable when the lock is opened
- Die-cast lock casing and bolt
- Bolt with 2 M4 threads
- Prepared for bolt extension to the front



L11155

Size 96x60x32

PRODUCT CODES

L11155 - B70079 Safe Lock - Die Cast

LOWE & FLETCHER Deadbolt & Slam Lock

Number of Keys : 2
 Finish : Zinc plated
 Mechanism : 7 lever
 Keyway : Vertical
 Backset : 28mm
 Differs : 1,600
 Unit Quantity : Single
 Boxed Quantity : N/A

FEATURES

- Deadbolt is locked or unlocked by key from one side only
- Sprung latchbolt version slamlocks. Key to unlock, (Slamlock version for use with MOT safes)
- Mechanical key over-ride
- Fixing kit included



L9966

Size 81x60x17

PRODUCT CODES

L3337 - 2802-0206 KD Dead Bolt - ZP
 L9966 - 2802-0550 KD Slam Lock - ZP

ASSOCIATED PRODUCT

ASI1251 - 6G x 19mm Blank

SG 6880-66 - 9 Lever Safe Lock

Number of Keys : 2
 Finish : Galvanised
 Mechanism : 9 levers
 Backset : 57mm
 Unit Quantity : Single
 Boxed Quantity : N/A

FEATURES

- Case and mounting dimensions designed to retrofit many combination safe locks
- Backset - 57mm



L13697

	4630	4634	L540
Length	85	85	84
Width	61	61	61
Depth	28	32	28

PRODUCT CODES

L13697 - 9 Lever Safe Lock - GLV

ASSOCIATED PRODUCTS

L13698 - Safe Key 45mm
 L13699 - Safe Key 90mm

Safes & Cash Boxes



Safe Lock

Case Finish : Black or Galvanised
 Unit Quantity : Single
 Boxed Quantity : N/A

FEATURES

- Three wheel 1,000,000 possible combinations
- Four wheel 10,000,000 possible combinations
- Patented S&G torque adjuster enhances security by maintaining proper wheel pack tension
- Integral relock trigger thwarts punch
- Brass four-way drive cam allows mounting RH, LH, VU or VD
- Metal wheels (brass and aluminium) for long, dependable life brass lever
- Uses S&G's Magic Module® footprint to match the mounting dimensions of most mechanical and electronic safe locks



4630

Length	85x61
Wide	28
Depth	32

PRODUCT CODES

- 4630 - 3 Wheel 6730 - BLK
- 4634 - 4 Wheel 6731 - BLK
- L8540 - 3 Wheel 6741 - GLV

ASSOCIATED PRODUCTS

- 4647 - 6720 3 Wheel Change Key
- 4653 - 6721 4 Wheel Change Key



6880-452 Key Set

Number of Keys : 2
 Finish : Galvanised
 Unit Quantity : Two

FEATURES

- To suit S&G 9 lever safe lock - L13697



L13698

Size	45
------	----

PRODUCT CODES

- L13698 - 2 Key Set - 45mm

ASSOCIATED PRODUCTS

- L13697 - 6880-66 9 Lever Safe Lock



6880-902 Key Set

Number of Keys : 2
 Finish : Galvanised
 Unit Quantity : Two
 Boxed Quantity : N/A

FEATURES

- To suit S&G 9 lever safe lock - L13697



L13699

Size	90
------	----

PRODUCT CODES

- L13699 - 2 Key Set - 90mm

ASSOCIATED PRODUCTS

- L13697 - 6880-60 9 Lever Safe Lock

Safes & Cash Boxes



Dial Safe Lock

Case Finish : Black
 Unit Quantity : Single
 Boxed Quantity : N/A

FEATURES

- For 6600 and 6700 series locks
- D300 - Standard
- D017 - Small diameter



L15789

PRODUCT CODES

- L15788 - D017-010 Safe Lock - BLK
- L15789 - D300-060 Safe Lock - BLK



Dial Ring

Finish : Black
 Unit Quantity : Single
 Boxed Quantity : N/A

FEATURES

- R211 - For use with D300 dial
- R034 - For use with D017 dial



L15790

PRODUCT CODES

- L15790 - R034-001 Dial Ring - BLK
- L15791 - R211-001 Dial Ring - BLK

Walsall Locks S1311 Safe Lock

Number of Keys : 2
 Finish : Grey
 Mechanism: 7 lever
 Keys Supplied : 2
 Keyway : Vertical or horizontal
 Backset : Vertical - 27mm or horizontal - 35mm
 Unit Quantity : Single
 Boxed Quantity : N/A



L4977

PRODUCT CODES

- L4977 - S1311 Safe Lock - GRY

ASSOCIATED PRODUCTS

- ASI 1251-6G x 19mm Pinsafe Copy

Size

82x61x17

Safes & Cash Boxes

Walsall Locks 1771/1772/1773 Safe Lock

Number of Keys : 2
Finish : Galvanised
Keyway : Vertical or horizontal
Unit Quantity : Single
Boxed Quantity : N/A

FEATURES

- Available in three applications:
Down shoot, side shoot and up shoot
- Note: Replacement for Era 771/2/3 laminated safe locks

OPERATION

- Deadbolt is locked or unlocked by key from one side only
- 7 lever



Size

76x59x18

PRODUCT CODES

L8306 - S1771-96 Down Shoot
L8307 - S1772-96 Across Shoot
L8308 - S1773-96 Up Shoot

ASSOCIATED PRODUCTS

ASI1251-6G x 19mm Pinsafe Copy



Index

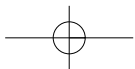
Key Cabinets & Key Safes



• **Key Cabinets** 628 - 629



• **Key Safes** 629 - 635



Key Cabinets & Key Safes

Key Cabinets

DAD DAD 486 Series Key Cabinets

Finish : 20, 35, 49, 63, 84, 150 & 200
 Unit Quantity : Grey
 Boxed Quantity : 1
 Keys Supplied : 2

FEATURES

- From 20 - 200 keys
- Durable powder coated finishes
- Adjustable colour coded hook bars
- Removable control index card
- Four mounting holes
- Colour coded long key tags
- Supplied with 2 keys



AS1550

AS1550 AS1551 AS1552 AS1553 AS1554 AS1555 AS1556

Height	250	320	320	320	320	550	550
Width	170	230	230	230	230	380	380
Depth	75	75	75	95	95	140	140

PRODUCT CODES


- AS1550 - 20 Keys
- AS1551 - 35 Keys
- AS1552 - 49 Keys
- AS1553 - 63 Keys
- AS1554 - 84 Keys
- AS1555 - 150 Keys
- AS1556 - 200 Keys

DAD DAD 486 Series Key Cabinets

Number of Racks : 3
 Number of Hooks : 24, 30, 45, 50, 100, 150, 200
 Finish : Cream
 Unit Quantity : 1
 Boxed Quantity : N/A

FEATURES

- Adjustable racks
- Hammered finish pressed steel
- Powder coated
- Security cylinder supplied with 2 keys
- Key tags, key hook number and reference chart supplied
- Wall fixing



L812

L11992 L812 L11993 L811 L810 L809 L808

Height	180	350	180	550	550	550	550
Width	250	377	250	380	380	380	380
Depth	60	60	80	80	80	140	140

PRODUCT CODES

- L11992 - 24 Hooks - CRE
- L812 - 30 Hooks - CRE
- L11993 - 45 Hooks - CRE
- L811 - 50 Hooks - CRE
- L810 - 100 Hooks - CRE
- L809 - 150 Hooks - CRE
- L808 - 200 Hooks - CRE

SUPRA Key Cabinet

Number of Hooks : 30, 60 or 120
 Finish : Cream
 Unit Quantity : Single
 Boxed Quantity : N/A

FEATURES

- Keyless combination lock
- Changeable code
- Heavy gauge steel
- Continuous hinge
- 1 million differs



LI5666

LI5666 LI5667 LI5668

Height	299	498	498
Width	200	340	340
Depth	60	102	102

PRODUCT CODES

- LI5666 - 30 Hooks - CRE

Key Cabinets & Key Safes

KeySecure Ltd. KS Series Key Cabinets

Number of Racks : 5
 Number of Hooks : 20, 30, 50, 80, 100 or 150
 Finish : Beige
 Unit Quantity : Single
 Boxed Quantity : N/A

FEATURES

- Supplied with coloured clip in adjustable hook bars, which can be removed to suit different sizes of key holdings
- Colour coded numbered key tags to suit hook bars
- Strong cylinder lock with 2 keys
- Powder coated finish
- Removable key index



L8166

	L18163	L18165	L18166	L18168	L18169	L18170
Height	255	310	450	450	550	550
Width	225	225	380	380	380	380
Depth	80	80	80	80	80	140

PRODUCT CODES

- L8163 - 20 Hooks - BEI
- L8165 - 30 Hooks - BEI
- L8166 - 50 Hooks - BEI
- L8168 - 80 Hooks - BEI
- L8169 - 100 Hooks - BEI
- L8170 - 150 Hooks - BEI

KeySecure Ltd. KS20 Combination Key Cabinet

Number of Racks : 4
 Number of Hooks : 20
 Finish : Beige
 Unit Quantity : Single
 Boxed Quantity : N/A

FEATURES

- Supplied with coloured clip in adjustable hook bars, which can be removed to suit different sizes of key holdings
- Colour coded numbered key tags to suit hook bars
- Combination lock (1 million differs)
- Powder coated finish



L8164

Height	225
Width	225
Depth	80

PRODUCT CODES


- L8164 - 20 Hooks - BEI

KeySecure Ltd. KS20 Euro Cylinder Key Cabinet

Number of Racks : 4
 Number of Hooks : 20
 Finish : Beige
 Unit Quantity : Single
 Boxed Quantity : N/A

FEATURES

- Supplied with coloured clip in adjustable hook bars, which can be removed to suit different sizes of key holdings
- Colour coded numbered key tags to suit hook bars
- To take 40mm Evva euro cylinder
- Powder coated finish



L12341

Height	255	350
Width	225	380
Depth	80	80

PRODUCT CODES

- L12341 - 20 Hooks - BEI
- L12342 - 50 Hooks - BEI

ASSOCIATED PRODUCTS

- L6133 - A5 Evva Cylinder - NP
- L6134 - A5 Evva Cylinder - PB
- L9247 - A5 Evva Cylinder - PC

Key Cabinets & Key Safes



Key Cabinet

Number of Hooks : 20
 Finish : Black
 Unit Quantity : Single
 Boxed Quantity : 1

FEATURES

- 20 key hooks
- 3 digit resettable combination
- Steel construction
- Fix to solid surface using fixings supplied



LI6571

Height	200
Width	160
Depth	80

PRODUCT CODES

LI6571 - 20 Hooks - BLK

Key Safes



787 Series Wall Mounted Key Safe

Finish : Plastic coated
 Boxed Quantity : 5

FEATURES

- A safe way to leave keys for people you trust.
- Convenient security.
- Resettable 4 digit combination, Set your own PIN.
- Strong, sturdy construction, with durable weather resistance.
- For surface mounting, easy to fit, hidden screws.



LI9388

Height	115
Width	80
Depth	43

PRODUCT CODES

LI9388 - 115mm x 80mm x 43mm



797 Series Key Safe With Hasp

Finish : Plastic coated
 Boxed Quantity : 5

FEATURES

- A safe way to leave keys for people you trust, Convenient security.
- Resettable 4 digit combination, set your own PIN.
- Strong, sturdy construction, with durable weather resistance.
- Removable automatic locking shackle, plastic coated to protect paintwork.



LI9389

Height	175
Width	80
Depth	43

PRODUCT CODES

LI9389 - 175mm x 80mm x 43mm

Key Cabinets & Key Safes



Key Safe

Number of Keys : 4-5
 Finish : Grey
 Unit Quantity : Single
 Boxed Quantity : N/A

FEATURES

- Convenient storage of household keys
- Holds 4-5 cylinder keys or 1-2 mortice keys
- Simple to use push button design
- Weather resistant rubber cover included
- Rust proof
- Surface mounting



AS6106

Outside Measurement 75x120x60

Inside Measurement 70x38x35

PRODUCT CODES

AS6106 - GRY




Digital Key Lock Box

Number of Keys : 2 -3
 Finish : Polished brass, black or satin chrome
 Unit Quantity : Single
 Boxed Quantity : N/A

FEATURES

- A safe solution for key sharing and key storing.
- Based on the "Little Lockey" design.



L16460

Height 130

Width 50

PRODUCT CODES

L16459 - PB
 L16460 - BLK
 L16461 - SC




5400 Key Lock Box

Number of Keys : 2 -3
 Finish : Silver/black
 Unit Quantity : Single
 Boxed Quantity : 4

FEATURES

- Shackle feature for maximum flexibility of use.
- Aluminium cast body to resist against hammering or sawing.
- ABS vinyl plastic cover protects against scratches.
- Corrosion resistant - suitable for outdoor use.
- 4 digit programmable combination offering 10,000 possible codes.
- Prevents being locked out.



L16414

Height 102

Width 90

PRODUCT CODES

L16414 - 5400 - SLV/BLK

Key Cabinets & Key Safes

Master Lock 5404 Key Lock Box

Number of Keys : 1 key
 Finish : Silver/black
 Unit Quantity : Single
 Boxed Quantity : 4

FEATURES

- Zinc alloy body.
- Compact model.
- Wall fixing.
- Integrated LED - illuminates when open.
- 4 digit resettable combination.
- Slide cover.



L16415

Height	145
Width	85

PRODUCT CODES

L16415 - 5404 - SLV/BLK

Master Lock 5408 Key Lock Box

Number of Keys : 2-3 keys
 Finish : Silver
 Unit Quantity : Single
 Boxed Quantity : 4

FEATURES

- Metal construction
- Suitable for indoor or outdoor use
- 3 digit fixed combination
- Can be fixed to sport bags, bikes, gates or fences etc.



L16416

Height	80
Width	45

PRODUCT CODES


L16416 - 5408 - SLV

Master Lock 5401 Key Safe

Number of Keys : 5
 Finish : Silver
 Type : Key storage lock
 Unit Quantity : Single
 Boxed Quantity : N/A

FEATURES

- Surface mounting
- Holds over 5 door or car keys
- 4 digit resettable combination lock
- Solid die cast body is reinforced to withstand hammering and sawing
- Lifetime guarantee



L13480

L13480	Height	Width	Depth
External Size	118	85	31
Internal Size	92	64	28

L17053	Height	Width	Depth
External Size	106	146	52

PRODUCT CODES

L13480 - 5401D Key Safe - SLV
 L17053 - 5403E Key Safe - SLV


Key Cabinets & Key Safes

SUPRA Standard Key Safe

Type : Permanent
 Unit Quantity : Single
 Boxed Quantity : N/A

FEATURES

- Surface mounting
- Holds 4-5 Yale keys or 1-2 Chubb key and pre-packed
- Push button key pad
- Rust proof
- Stores spare keys



L9400

	Height	Width	Depth
External Size	110	58	51
Internal Size	70	38	32

PRODUCT CODES

L9400 - Standard Key safe

ASSOCIATED PRODUCTS

L11535 - Cover

SUPRA 409 Key Safe Cover

Type : 409
 Unit Quantity : Single
 Boxed Quantity : N/A

FEATURES

- Water proof
- Suitable for standard key safe L9400



L11535

PRODUCT CODES

L11535 - 409 Key Safe Cover

ASSOCIATED PRODUCTS

L9400 - Standard Key Safe

SUPRA Standard Key Safe

Number of Keys : 4-5
 Type : Permanent
 Finish : Grey
 Unit Quantity : Single
 Boxed Quantity : N/A

FEATURES

- Surface mounting
- Holds 4-5 Yale keys or 1-2 Chubb
- Complete with cover
- Push button key pad
- Rust proof



L12073

	Height	Width	Depth
External Size	108	58	51
Internal Size	70	38	32

PRODUCT CODES

L12073 - Standard Key Safe


Key Cabinets & Key Safes

SUPRA Slimline Key Safe

Number of Keys: 2 or 3
 Type : Slimline
 Finish : Grey
 Unit Quantity : Single, blister packed
 Boxed Quantity : N/A

FEATURES

- Surface mounting
- Holds 2-3 Yale keys or 1 Chubb key and complete with cover
- Push button key pad
- Rust proof
- Stores spare keys



L9457

	Height	Width	Depth
External Size	114	54	38
Internal Size	76	38	75

PRODUCT CODES

L9457 - Slimline Key Safe

SUPRA I324 Slimline Key Safe

Number of Keys : 2-3
 Type : Slimline
 Finish : Grey
 Unit Quantity : Single, blister packed
 Boxed Quantity : N/A

FEATURES

- Surface mounting
- Holds 2-3 Yale keys or 1 Chubb key and complete with cover



LI2074

	Height	Width	Depth
External Size	114	54	38
Internal Size	76	38	75

PRODUCT CODES

LI2074 - Slimline Key Safe

SUPRA S7 Large Key Safe

Type : Big box
 Finish : Black
 Unit Quantity : Single
 Boxed Quantity : N/A

FEATURES

- Surface mounting
- Access cards easily fit into larger storage area
- Accommodates multiple keys and bigger keys
- Durable, recessed lid for tamper resistance
- Push button technology makes combinations convenient to change
- Complete with cover



LI1533

	Height	Width	Depth
External Size	120	89	63
Internal Size	95	54	44

PRODUCT CODES

LI1533 - Large Key Safe

Key Cabinets & Key Safes

SUPRA C500 Key Safe

Number of Keys : 5
 Type : Big box
 Finish : Cream
 Unit Quantity : Single

FEATURES

- Solid metal construction
- Easy push button access
- 4,096 combinations
- Stores 5+ keys
- Weather cover included
- Mounting hardware included



L18001

	Height	Width	Depth
External Size	127	76	64
Internal Size	76	51	44

PRODUCT CODES

L18001 - C500 Key Safe




Y500 Key Lock Box

Number of Keys : 3-5
 Type : Surface mounted
 Unit Quantity : Single
 Boxed Quantity : N/A

FEATURES

- Surface mounted
- Weather resistant
- For interior and exterior use
- Resettable combination lock



L16548

Height	152
Width	127

PRODUCT CODES

L16548 - Y500 Key Lock Box



350 Key Lock Box

Number of Keys : 3-5
 Type : Surface mounted
 Finish : Black
 Unit Quantity : Single
 Boxed Quantity : N/A

FEATURES

- Waterproof cover
- Over 5000 different code combinations
- Easy to set and change the code
- Suitable for interior and exterior use
- Fixings included



L16238

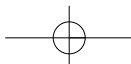
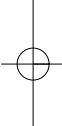
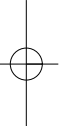
Height	130
Width	70

PRODUCT CODES

L16238 - 350 Key Lock Box



Key Cabinets & Key Safes Notes





Index

Post Boxes



• **Post Boxes** **638 - 640**

Post Boxes



L11-142 Missive Post Box

Type : Missive
 Finish : Brown
 Unit Quantity : Single
 Boxed Quantity : N/A

FEATURES

- Electro galvanised and powder coated steel body
- Half turn lock supplied with 2 keys
- 2 mailslots (top & rear)
- Rear mailslot 150mm x 23mm
- Top mailslot 150mm x 18mm



L833

Height	250
Width	180
Depth	60

PRODUCT CODES

L833 - Missive - BRN



L12-481 Champagne Post Box

Type : Champagne No. 4
 Finish : White
 Unit Quantity : Single
 Boxed Quantity : N/A

FEATURES

- Powder coated
- Security lock supplied with 2 keys
- Perspex nameplate
- 2 mailslots (top & rear)
- Mailslot dimensions 230mm x 30mm (located under roof and at rear)



L11995

Height	380
Width	250
Depth	100

PRODUCT CODES

L11995 - Champagne - WH



L12-801 Bologne Post Box

Type : Bologne
 Finish : Grey or white
 Unit Quantity : Single
 Boxed Quantity : N/A

FEATURES

- Powder coated
- Security lock supplied with two keys
- Perspex name plate
- 1 mailslot (front)
- Mailslot dimensions 235 x 35mm (located at front)



L14614

Height	344
Width	257
Depth	85

PRODUCT CODES

L14615 - Bologne - 344mm - WH

Post Boxes



115-261 Bretnagn Post Box

Type : Bretnagn
 Finish : White
 Unit Quantity : Single
 Boxed Quantity : N/A

FEATURES

- Electro galvanised steel
- Powder coated (100% polyester for optimal weather resistance)
- Security lock supplied with 2 keys
- Perspex nameplate
- 2 mailslots (top & rear)
- Mailslot 320mm x 35mm (located under roof)
- Mailslot 330mm x 30mm (located at rear)



Height	320
Width	400
Depth	100

PRODUCT CODES

L817 - Bretnagn - WH



118-472 Picardie Post Box

Type : Picardie No.1
 Finish : White
 Unit Quantity : Single
 Boxed Quantity : N/A

FEATURES

- Electro galvanised steel
- Powder coated (100% polyester for optimal weather resistance)
- Security lock supplied with 2 keys
- Perspex nameplate
- Mailslot size 190mm x 30mm (located under roof)



Height	325
Width	210
Depth	85

PRODUCT CODES

L819 - Picardie - WH



118-522/3 Picardie No.4 Post Box

Type : Picardie No. 4
 Finish : White or brown
 Unit Quantity : Single
 Boxed Quantity : N/A

FEATURES

- Electro galvanised steel
- Powder coating (100% polyester for optimal weather resistance)
- Security lock supplied with 2 keys
- Perspex nameplate
- 2 mailslots (top & rear)
- Mailslot 230mm x 30mm (located under roof and at rear)



Height	390
Width	250
Depth	110

PRODUCT CODES

L818 - 118-522/3 Picardie No.4 - WH
 L4213 - 118-522/3 Picardie No.4 - BRN

Post Boxes



I43-253 Deauville Post Box

Type : Deauville
Finish : White
Unit Quantity : Single
Boxed Quantity : N/A

FEATURES

- Electro galvanised steel
- Powder coating (100% polyester for optimal weather resistance)
- Security lock supplied with 2 keys
- Perspex nameplate
- 2 mailslots (top & rear)
- Mailslot dimensions 230mm x 30mm (located under roof and at rear)



Height	390
Width	250
Depth	110

PRODUCT CODES

LI3009 - Deauville - WH



Index

Chains



• **Ball Chains** 642



• **Oval Chains** 642



• **Case Hardened Chains** ... 643 - 644



• **Welded Steel Chains** 644 - 646



• **Accessories** 646 - 647

Chains

Ball Chains

English Chain 101-32CR / 101-40CR Brass Ball Chain

Type : Ball chain
 Size : No.6 (3.2mm) or No.8 (4mm)
 Chain Length : 10 metre reel
 Finish : Chrome plated
 Unit Quantity : Single
 Boxed Quantity : 1



L1275

	L1275	L1276
Ball Diameter	3.2	4
Chain Length	10m	10m

PRODUCT CODES


L1275 - 101-32CR - 3.2mm - CP
 L1276 - 101-40CR - 4mm - CP

ASSOCIATED PRODUCTS

L1278 - 3.2mm Connector
 L1278 - 4mm Connector

English Chain 121-66NB / 121-88NB Connector

Type : Ball chain
 Ball Size : No.6 (3.2mm) or No.8 (4mm)
 Finish : Nickel plated
 Unit Quantity : 100
 Boxed Quantity : N/A



L1278

PRODUCT CODES

L1278 - No.6 (3.2mm) Connector - NP
 L1280 - No.8 (4mm) Connector - NP

ASSOCIATED PRODUCTS

L1275 - 3.2mm Ball Chain x 10m
 L1276 - 4mm Ball Chain x 10m

Oval Chains

English Chain 331-13 / 331-16 Brass Oval Chain

Type : Oval link
 Chain Length : 10m Reel
 Finish : Polished brass or chrome plated
 Unit Quantity : Single
 Boxed Quantity : 1



L1271

	L1269 L1271	L1270 L1272
Link Length	13	16
Link Diameter	1.8	2.3
Chain Length	10m	10m

PRODUCT CODES

L1269 - 33113PR 12mm x 10m - PB
 L1271 - 33113CR 12mm x 10m - CP
 L1270 - 33116PR 16mm x 10m - PB
 L1272 - 33116CR 16mm x 10m - CP

Chains

Case Hardened Chains



Case Hardened Chain

Type : Steel straight link
 Chain Length : 15m Reel
 Finish : Zinc plated
 Unit Quantity : Single
 Boxed Quantity : 1



L3324

	L3324	L3323
Wire Diameter	6	7
Inside Link Length	42	49
Inside Link Width	11	13

PRODUCT CODES

L3323 - 453-58HS - 6mm x 15m - ZP



Case Hardened Chain

Type : Case hardened steel link
 Finish : Zinc plated
 Unit Quantity : Single
 Boxed Quantity : 1



L12023

FEATURES

- Made from welded chain with a hardened deep case for hacksaw resistance

	L12021	L12022	L12023
Wire Diameter	8	8	10
Inside Link Length	32	32	40
Inside Link Width	16	16	20
Chain Length (metres)	1	2	1

PRODUCT CODES

L12021 - 8mm x 1m - ZP
 L12022 - 8mm x 2m - ZP
 L12023 - 10mm x 1m - ZP



Plastic Sleeving

Type : Plastic sleeving
 Size : 8mm or 10mm
 Sleeve Length : 10 metre
 Finish : Red
 Unit Quantity : Single
 Boxed Quantity : 1



L12020

FEATURES

- Thermo shrunk sleeving
- To suit zinc plated 8-10mm pail of chain

	L12019	L12020
Size	8	10
Length	10	10

PRODUCT CODES

L12019 - Plastic Sleeving 8mm - RED
 L12020 - Plastic Sleeving 10mm - RED

ASSOCIATED PRODUCTS

L12021 - 8mm x 10m CH Chain
 L12022 - 8mm x 2m CH Chain
 L12023 - 10mm x 1m CH Chain

Chains



Case Hardened High Security G2

Type : Case hardened steel link
 Length : 0.6m or 1.2m
 Finish : Alloy steel / zinc plated
 Unit Quantity : Single
 Boxed Quantity : 1

FEATURES

- 10mm hardened alloy steel
- Provide excellent resistance against bolt croppers



L4218

	L4218	L4219
Wire Diameter	10	10
Inside Link Length	40	30
Inside Link Width	18	15

PRODUCT CODES

- L4218 - High Security 0.6m G2 - AS / ZP
- L4219 - High Security 1.2m G4 - AS / ZP

Welded Steel Chains



ABUS KS Series Square Link Security Chain

Type : Straight link
 Finish : Galvanised
 Unit Quantity : Single
 Boxed Quantity : 1

FEATURES

- Through hardened steel chain, resists bolt cutter attacks
- Available in 6mm, 8mm & 10mm lengths, in a selection of sizes
- 10KS 110 when used with 37/55 Granit padlock, sold secure (Bicycle) Gold
- 8KS 110 when used with 20/70 Diskus padlock, Sold Secure (Bicycle) Silver
- 10KS, all lengths when used with 34CS/55, Thatcham approved



L19346

	L19342	L19343	L19341	L19346	L19344
Wire Diameter	6	6	6	8	8
Inside Link Height	9	9	9	13	13
Chain Length (m)	0.65	0.85	1.1	0.85	1.1

	L19348	L19337	L19338	L19339	L19340
Wire Diameter	8	10	10	10	10
Inside Link Height	13	14	14	14	14
Chain Length (m)	1.4	1.1	1.4	1.7	2

PRODUCT CODES

- L19342 - 9mm x 0.65m
- L19343 - 9mm x 0.85m
- L19341 - 9mm x 1.1m
- L19346 - 13mm x 0.85m
- L19344 - 13mm x 1.1m
- L19345 - 13mm x 1.4m
- L19337 - 14mm x 1.1m
- L19338 - 14mm x 1.4m
- L19339 - 14mm x 1.7m
- L19340 - 14mm x 2m



Chain 19324 / 42 / 44 / 60

Type : Straight link
 Length : 30m
 Finish : Zinc plated
 Unit Quantity : Single
 Boxed Quantity : 1

FEATURES

- Bright Zinc - corrosion resistance
- Welded steel chains to UK and international standards
- Links side welded for extra strength
- Quality tested
- Suitable for general purpose, engineering, industrial, agricultural and marine applications



8929

	8929	8930	8933	8935
Wire Diameter	3	5	5	6.5
Inside Link Length	21	21	28	36
Inside Link Width	8	11	11	14
Chain Length (m)	30	25	25	15

PRODUCT CODES

- 8929 - 21 x 8mm Link - ZP
- 8930 - 21 x 11mm Link - ZP
- 8933 - 28 x 11mm Link - ZP
- 8935 - 36 x 14mm Link - ZP

Chains

English Chain Chain 19334 /42 / 60

Type : Straight link
 Finish : Galvanised
 Unit Quantity : Single
 Boxed Quantity : 1

FEATURES

- Hot dip galvanising - maximum corrosion resistance



L3320

	L3320	L3321	L3322
Wire Diameter	4	5	6.5
Inside Link Length	26	21	36
Inside Link Width	9	11	14
Chain Length (metres)	30	25	15

PRODUCT CODES

- L3320 - 4mm x 30m - GLV
- L3321 - 5mm x 25m - GLV
- L3322 - 6.5mm x 15m - GLV

English Chain Chain 19344 / 54 / 60

Type : Straight link
 Finish : Hot galvanised or black
 Unit Quantity : Single
 Boxed Quantity : 1

FEATURES

- Made to UK and international standards
- Inside links side welded for extra strength and quality
- Suitable for general purpose, engineering industrial and marine use



9011

	9008	9011	1417	9010
Wire Diameter	5	6	6	6.5
Inside Link Length	28	33	33	36
Inside Link Width	11	13	13	14
Chain Length (metres)	10	10	10	10

PRODUCT CODES

- 9008 - 5mm x 10m - GLV
- 9011 - 6mm x 10m - GLV
- 1417 - 6mm x 10m - BLK
- 9010 - 6.5mm x 10m - GLV

English Chain Case Hardened Chain

Type : Straight link
 Finish : Zinc plated
 Unit Quantity : Single
 Boxed Quantity : 1

FEATURES

- Made from welded chain with a deep case hardened for hacksaw resistance



4939

Wire Diameter	6
Inside Link Length	42
Inside Link Width	11
Chain Length (metres)	30

PRODUCT CODES

- 4939 - 453-58HC - ZP

Chains



Strong Link Security Chain

Type : Straight link
 Finish : Zinc plated
 Unit Quantity : Single
 Boxed Quantity : 1

FEATURES

- Made from welded steel chain deep case hardened for hacksaw resistance
- Zinc plated and protected by red-thermo shrunk sleeving



PRODUCT CODES

- LI1509 - 6mm x 0.6m - ZP
- LI1510 - 6mm x 0.9m - ZP
- LI1511 - 6mm x 1.2m - ZP
- LI1512 - 8mm x 0.9m - ZP
- LI1513 - 8mm x 1.2m - ZP
- LI1514 - 8mm x 1.5m - ZP
- LI1515 - 10mm x 1.2m - ZP
- LI1516 - 10mm x 1.5m - ZP

	LI1509	LI1510	LI1511	LI1512		LI1513	LI1514	LI1515	LI1516
Wire Diameter	6	6	6	8	Wire Diameter	8	8	10	10
Inside Link Length	24	24	24	32	Inside Link Length	32	32	40	40
Inside Link Width	12	12	12	16	Inside Link Width	16	16	20	20
Chain Length (m)	0.6	0.9	1.2	0.9	Chain Length (m)	1.2	1.5	1.2	1.5



Superquad High Security Chain

Type : Square link
 Finish : Bright zinc
 Unit Quantity : Single
 Boxed Quantity : N/A

FEATURES

- High grade square section chain made from special alloy steels for maximum strength
- Through and case hardened for high resistance to hacksaw and bolt cutters
- Bright zinc plated with blue thermo-shrunk sleeve



PRODUCT CODES

- L8637 - 49366HC 7mm x 1.2m - BZ
- L8638 - 49386HC 10mm x 1.2m - BZ
- L8639 - 49387HC BZ 10mm x 1.5m - BZ


	L8637	L8638	L8639
Wire Diameter	7	10	10
Inside Link Length	28	38	38
Inside Link Width	14	15	15
Chain Length (cm)	120	120	150

Accessories



121-66NB / 121-88NB Connector

Type : Ball chain
 Ball Size : No.6 (3.2mm) or No.8 (4mm)
 Finish : Nickel plated
 Unit Quantity : Single
 Boxed Quantity : 100



PRODUCT CODES

- LI278 - No.6 (3.2mm) Connector - NP
- LI280 - No.8 (4mm) Connector - NP

ASSOCIATED PRODUCTS

- LI275 - 3.2mm Ball Chain x 10m
- LI276 - 4mm Ball Chain x 10m

Chains

English Chain

Plastic Sleeving

Type : Plastic sleeving
 Size : 8mm or 10mm
 Sleeve Length : 10 metre
 Finish : Red
 Unit Quantity : Single
 Boxed Quantity : 100

FEATURES

- Thermo shrunk sleeving
- To suit zinc plated 8-10mm pail of chain



	LI2019	LI2020
Size	8	10
Length	10	10

PRODUCT CODES

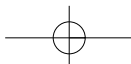
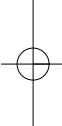
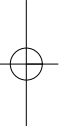
- LI2019 - Plastic Sleeving 8mm RED
- LI2020 - Plastic Sleeving 10mm RED

ASSOCIATED PRODUCTS

- LI2021 - 8mm x 10m CH Chain
- LI2022 - 8mm x 2m CH Chain
- LI2023 - 10mm x 1m CH Chain



Chains Notes





Index

Technical Guide



• **Door Controls** 650



• **Door Closer Terminology** 651



• **Product Selector** 652



• **Insurance Cover** 653

Door Controls

A door closer is an important link in the control of fire and smoke and could also save lives. The closing device standard BS EN 1154: 1997 is the minimum requirement for any door control manufacturer. This standard provides details on product types, classification of use, cycle testing, corrosion resistance, performance requirements test methodology and product marking.

What does BS EN 1154 mean to you?

This standard classifies door closing devices using a 6 digit coding system. Each digit relates to a particular feature of the product measured against the standard performance requirements i.e, 483113

Digit 1 Category of use

Identifies the angle of opening. Grade 4 means the closer will close the door from 180° approximately. Grade 3 closers will close the door from 105°.

Digit 2 Test Cycles

Included in 500,000 cycle test. 8 is the only grade that can be obtained.

Digit 3 Test Door Mass/Size

Each number in this category identifies the closer size and its suitability for use on these doors. Adjustable strength closers are identified by showing both the minimum and maximum strength.

Closer Size	Door Width	Door Weight
1	750mm	20kg
2	850mm	40kg
3	950mm	60kg
4	1100mm	80kg
5	1250mm	100kg
6	1400mm	120kg

Digit 4 Fire Behaviour

Based on the results of the fire tests to BS 476: Part 22. The grade given to the closers that are suitable for use on fire or smoke doors is 1.

Digit 5 Safety in Use

A compulsory part of the standard which ensures the closer presents no hazard to the person using the door.

Digit 6 Corrosion Resistance

Five grades are identified ranging from 1 (which has no identified resistance) to 4 (which is very high resistance). Grades are obtained after the closer has been included in salt spray tests and the performance re-confirmed after the tests.

Universal Fixing

Door closers that are available with universal fixings are available for the following applications

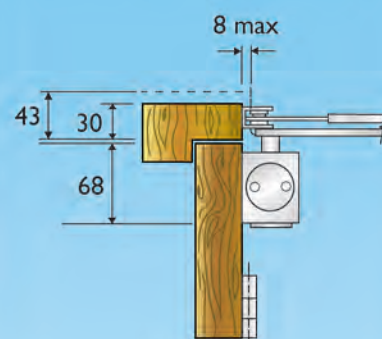


Figure 1

Mounted on the full face of the door

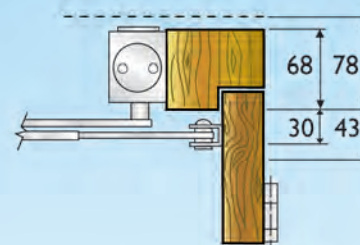


Figure 61

Mounted on the transom on the push side of the door

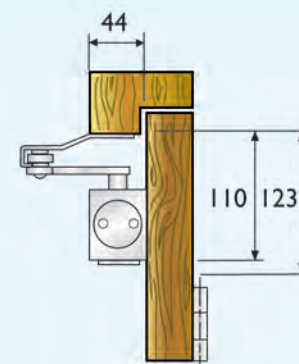


Figure 66

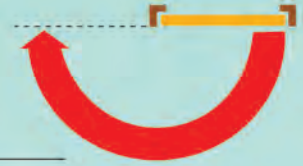
Mounted on the push face of the door

All measurements in millimetres

Door Closer Terminology

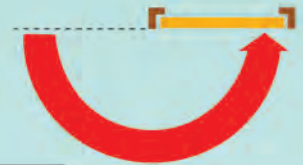
Angle of opening

Maximum angle of opening 180° subject to hinge projection and surrounding structure.



Door Speed

Can be adjusted to either increase or decrease the closing speed of the door from approximately 180° to 0°.



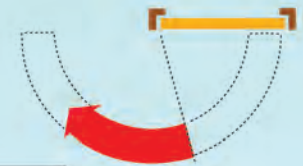
Latch Action

To accelerate the door in the final stages of closing cycle to assist in overcoming stubborn latch bolts or air pressure condition.



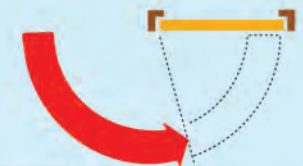
Backcheck

Acts as a defence mechanism when the door is forcibly thrown open preventing damage to the door and its surround. This concept prevents the door slamming into walls or furniture by cushioning the opening of the door and preventing costly damage.



Delayed action

Provides prolonged closing time for slow moving traffic. This enables time to be adjusted so that when the door is opened further than 75°, the closing action can be delayed for specific periods of time. A delay in the closing cycle is useful for areas where the elderly, hospital porters or the disabled need to pass through the doorway.



Track Variant

Door closers that are available with a track/non-projecting arm are suitable for the following applications:



Mounted on the pull face of the door



Mounted on the transom of the push side of the door



Mounted on the push face of the door

Product Selector

Install the right Asec products by understanding EN 1125 and EN 179

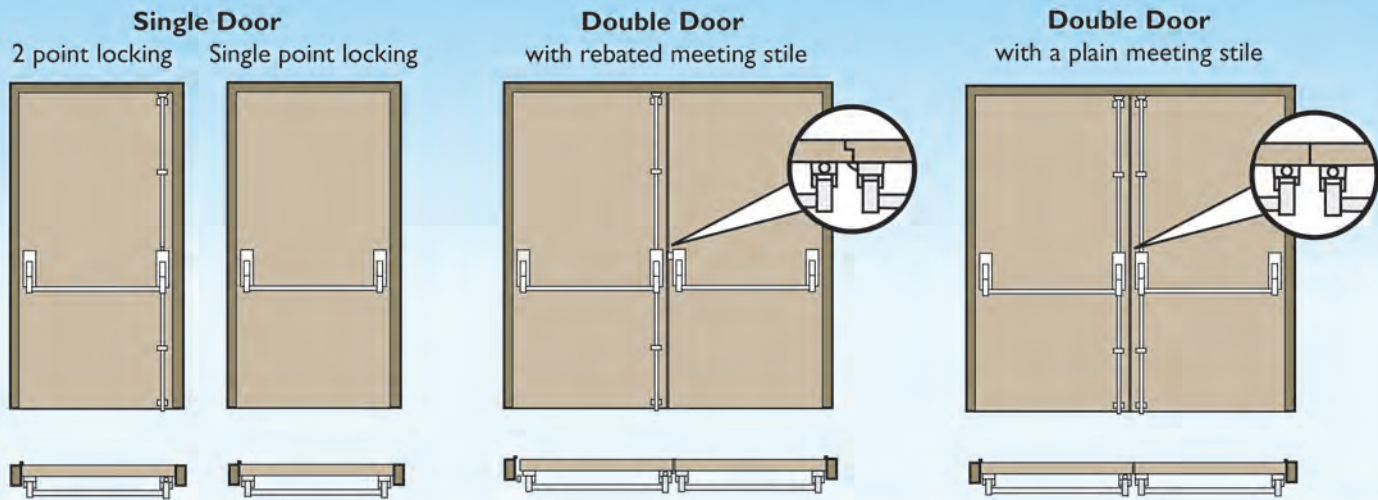
Where is the device being used?
Not sure? Don't know?

IMPORTANT: If you are in any doubt at all **ALWAYS** use products that conform to EN 1125

In a public building

Use products that are tested to EN 1125

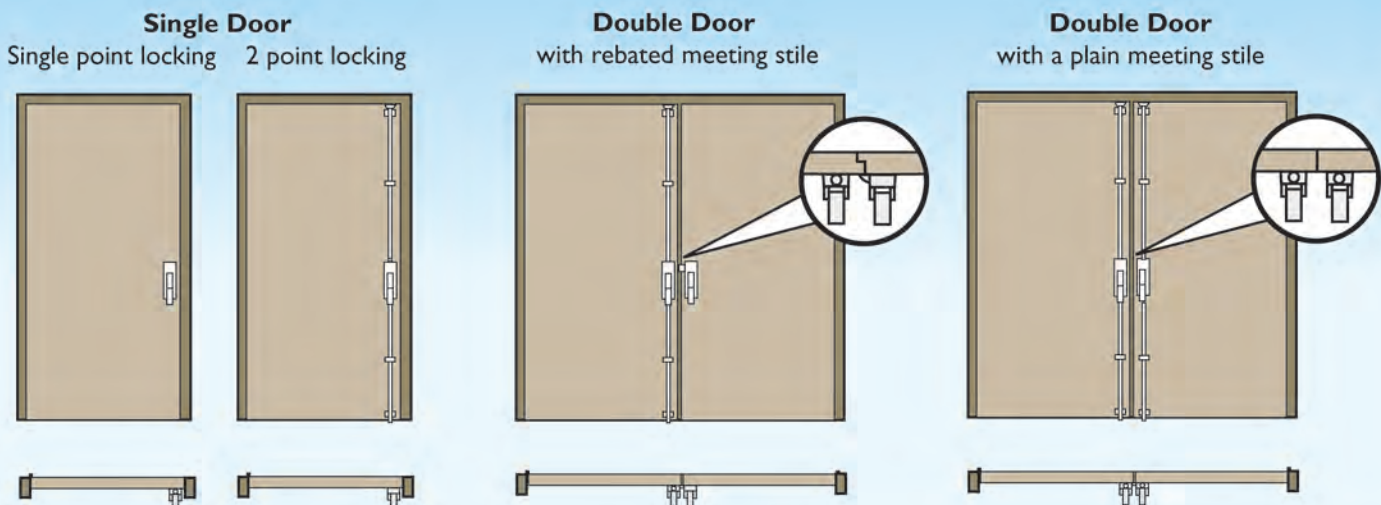
Where personnel have not been trained in the location and operation of the building's exit devices or members of the public have access then exit devices conforming to EN 1125 must be specified and installed.



Not in a public building

Use products that are tested to EN 179

The product opposite conforms to EN 179 and is only intended for the use of personnel who are fully aware of the routes and have been trained to operate the devices. These products should NEVER be used in areas open to the general public.



Suggested range of insurance cover for safes and safety cabinet

Security Grade	Cash / Insurance Cover*	Jewellery Cover
Grade A	£1,000	£10,000
Grade B	£4,000	£40,000
Grade N (0)	£6,000	£60,000
Grade I	£10,000	£100,000
Grade II	£17,500	£175,000
Grade III	£35,000	£350,000
Grade IV	£60,000	£600,000
Grade V	£100,000	£1,000,000

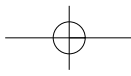
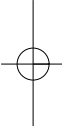
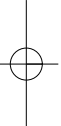


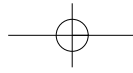
*You should check the overnight cash cover with your insurance company.

The indicated sums insured are only guidelines and based on experience; you should consult your insurance company regarding the sums insured. All overnight covers are subject to correct installation, please check with your insurance company.

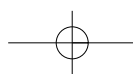


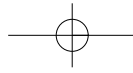
Technical Guide Notes





Access Control





Access Control Index

Mechanical Digital

Page 659 - Page 694



Battery Operated Locks

Page 697 - Page 700



Electronic Keypads

Page 703 - Page 710



Proximity Access

Page 711 - Page 730



Biometric Systems

Page 731 - Page 739



Remote Access

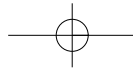
Page 741 - Page 750



Audio Video Door Entry

Page 751 - Page 777






Access Control Index

Electric Locking

Page 779 - Page 826



Power Supplies, Batteries & Accessories

Page 829 - Page 858



DDA Solutions

Page 859 - Page 864



Intruder Alarms

Page 865 - Page 872



CCTV

Page 873 - Page 876



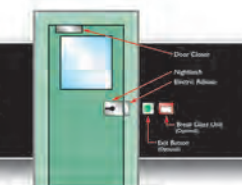
Fire & Deterrent

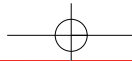
Page 877 - Page 886



Technical Guide









Page 887 - Page 904

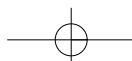




Index

Mechanical Digital

	• Asec Locks 660
	• Codelock Locks & Spares 660 - 667
	• Era Locks 668 - 669
	• Keylex Locks 669 - 670
	• Lockey Locks & Spares 670 - 674
	• Lockwood Locks 675
	• Simplex Unican Locks & Spares 676 - 694
	• Union Rebate Sets 694



Mechanical Digital



AS2300 Mechanical Push Button Lock

Outside Operation : Thumbturn on entry of code
 Inside Operation : Thumbturn free exit
 Number Of Codes : One - always prefixed by 'C'
 Combinations : Several thousand
 Code Length : 4 to 7 digits
 Holdback : Yes (optional holdback facility)
 Latch : Standard 60mm latch
 Finishes : SC

OPERATION

- Mechanical retraction of latch upon entry of code.
- Non sequential code.

FEATURES

- For internal applications.
- Easy code change.
- Simple installation.
- Light commercial/domestic use.
- Suitable for 35-65mm thick doors.
- For rebated doors see Associated Products.



PRODUCT CODES

- AS2300 - SC Boxed
- AS2303 - SC Visi

ASSOCIATED PRODUCTS

- L5900 - 60mm Latch
- L13381 - 50mm Latch
- L656 - SC 13mm 9094 Rebate
- L655 - PB 13mm 9094 Rebate
- L658 - SC 25mm 9094 Rebate
- L657 - PB 25mm 9094 Rebate



AS2301 Mechanical Push Button Lock

Outside Operation : Thumbturn on entry of code
 Inside Operation : Thumbturn free exit
 Number Of Codes : One - always prefixed by 'C'
 Combinations : Several thousand
 Code Length : 4 to 7 digits
 Holdback : Yes (optional holdback facility)
 Latch : Standard 60mm latch
 Finishes : PB

OPERATION

- Mechanical retraction of latch upon entry of code.
- Non sequential code.

FEATURES

- For internal applications.
- Easy code change.
- Simple installation.
- Light commercial/domestic use.
- Suitable for 35-65mm thick doors.
- For rebated doors see Associated Products.



PRODUCT CODES

- AS2301 - PB Boxed
- AS2304 - PB Visi

ASSOCIATED PRODUCTS

- L5900 - 60mm Latch
- L13381 - 50mm Latch
- L656 - SC 13mm 9094 Rebate
- L655 - PB 13mm 9094 Rebate
- L658 - SC 25mm 9094 Rebate
- L657 - PB 25mm 9094 Rebate



Narrow Style Push Button Lock

Outside Operation : Lever handle on entry of code
 Inside Operation : Lever handle
 Number Of Codes : One - always prefixed by 'C'
 Combinations : Over 8000 code options
 Code Length : 1 to 7 digits
 Holdback : No
 Latch : N/A
 Finishes : SS

OPERATION

- Mechanical retraction of latch upon entry code or key.
- Key to lock out.
- Non-Sequential code.

FEATURES

- PVD weather resistant.
- Non handed.
- Protective clutch mechanism.
- Full size lever handle (knob option available)
- Medium duty mechanical lock.
- Suitable for use with aluminium doors.
- Code free option available.
- Designed to be retrofitted to Adams Rite or similar style Mortice latch locks.



PRODUCT CODES

- L15048 - 0460 SS lock, screw in cylinder
- L15059 - 0475 SS lock, euro cylinder

ASSOCIATED PRODUCTS

- L550 - 4710 Adams Rite 22mm Deadlatch
- 4332 - 4710 Adams Rite 24mm Deadlatch
- 4336 - 4710 Adams Rite 28mm Deadlatch
- 4337 - 4710 Adams Rite 38mm Deadlatch

Mechanical Digital



150 Mechanical Push Button Lock


Outside Operation : Thumbturn on entry of code
 Inside Operation : Thumbturn turn free exit
 Number Of Codes : One - always prefixed by 'C'
 Combinations : Several thousand
 Code Length : 4 to 7 digits
 Holdback : No
 Latch : Standard 60mm latch
 Finishes : SC, PB

OPERATION

- Mechanical retraction of latch upon entry of code.
- Non sequential code.

FEATURES

- For internal applications.
- Easy code change.
- Simple installation.
- Light commercial/domestic use.
- Suitable for 35-65mm thick doors.
- For rebated doors see Associated Products.



PRODUCT CODES

- L12831 - SC Boxed
- L15609 - PB Boxed

ASSOCIATED PRODUCTS

- L5900 - 60mm Latch
- L13381 - 50mm Latch
- L656 - SC 13mm 9094 Rebate
- L655 - PB 13mm 9094 Rebate
- L658 - SC 25mm 9094 Rebate
- L657 - PB 25mm 9094 Rebate



155 Mechanical Push Button Lock

Outside Operation : Thumbturn on entry of code
 Inside Operation : Thumbturn free exit
 Number Of Codes : One - always prefixed by 'C'
 Combinations : Several thousand
 Code Length : 4 to 7 digits
 Holdback : Yes
 Latch : Standard 60mm latch
 Finish : SC

OPERATION

- Mechanical retraction of latch upon entry of code.
- Non sequential code.
- Hold open snib.

FEATURES

- For internal applications.
- Easy code change.
- Simple installation.
- Light commercial/domestic use.
- Suitable for 35-65mm thick doors.
- For rebated doors see Associated Products.



PRODUCT CODES

- L12832 - SC Boxed

ASSOCIATED PRODUCTS

- L5900 - 60mm Latch
- L13381 - 50mm Latch
- L656 - SC 13mm 9094 Rebate
- L655 - PB 13mm 9094 Rebate
- L658 - SC 25mm 9094 Rebate
- L657 - PB 25mm 9094 Rebate



250 Mechanical Push Button Lock

Outside Operation : Thumbturn on entry of code
 Inside Operation : Small lever handle - free exit
 Number Of Codes : One - always prefixed by 'C'
 Combinations : Several thousand
 Code Length : 4-6 digits
 Holdback : No
 Latch : Standard 60mm latch
 Finishes : SS, PB

OPERATION

- Mechanical retraction of latch upon entry of code.
- Non-sequential code.

FEATURES

- Non handed units.
- Reversible latch.
- Protective clutch mechanism.
- Suitable for 35-65mm thick doors.
- Weather resistant PVD.
- Mortice latch.
- For rebated doors see Associated Products.



PRODUCT CODES

- L6994 - 250 SS Lock
- L6995 - 250 PB Lock

ASSOCIATED PRODUCTS

- L8526 - Plate B2250 SS Back Lever
- L8527 - Plate B2250 PB Back Lever
- L5900 - 60mm Latch
- L13381 - 50mm Latch
- L656 - SC 13mm 9094 Rebate
- L655 - PB 13mm 9094 Rebate
- L658 - SC 25mm 9094 Rebate
- L657 - PB 25mm 9094 Rebate

Mechanical Digital



255 Mechanical Push Button Lock

Outside Operation : Thumbturn on entry of code
 Inside Operation : Small lever handle - free exit
 Number Of Codes : One - always prefixed by 'C'
 Combinations : Several thousand
 Code Length : 4-6 digits
 Holdback : Yes
 Latch : Standard 60mm latch
 Finishes : SS, PB

OPERATION

- Mechanical retraction of latch upon entry of code.
- Non-sequential code.

FEATURES

- Non handed units.
- Reversible latch.
- Protective clutch mechanism.
- Suits 35-65mm thick doors.
- Weather resistant PVD.
- Mortice latch with hold open.
- For rebated doors see Associated Products.



PRODUCT CODES

- L6996 - 255 SS Lock
- L6997 - 255 PB Lock

ASSOCIATED PRODUCTS

- L5900 - 60mm Latch
- L13381 - 50mm Latch
- L8528 - Plate B2255 SS Back Lever + Snib
- L8529 - Plate B2255 PB Back Lever + Snib
- L656 - SC 13mm 9094 Rebate
- L655 - PB 13mm 9094 Rebate
- L658 - SC 25mm 9094 Rebate
- L657 - PB 25mm 9094 Rebate



255 Push Button Lock with Key Override

Outside Operation : Thumbturn on entry of code
 or by key
 Inside Operation : Free exit
 Number Of Codes : One - always prefixed by 'C'
 Combinations : Several thousand
 Code Length : 4-6 digits
 Holdback : Yes
 Latch : Standard 60mm latch
 Finish : SS

OPERATION

- Mechanical retraction of latch upon entry of correct code or operation by key.
- Non-sequential code.

FEATURES

- Non handed units.
- Reversible latch.
- Protective clutch mechanism.
- Suits 35-65mm thick doors.
- Key override.
- Weather resistant PVD.
- Mortice latch with hold open and key override.
- For rebated doors see Associated Products.



PRODUCT CODES

- L12173 - 255KO SS Lock

ASSOCIATED PRODUCTS

- 6265 - SH3 Blank
- L5900 - 60mm Latch
- L13381 - 50mm Latch
- L8528 - Plate B2255 SS Back Lever + Snib
- L8529 - Plate B2255 PB Back Lever + Snib
- L656 - SC 13mm 9094 Rebate
- L655 - PB 13mm 9094 Rebate
- L658 - SC 25mm 9094 Rebate
- L657 - PB 25mm 9094 Rebate

* Also available Keyed Alike as a Special Order



290 Back to Back Push Button Lock

Outside Operation : Thumbturn on entry of code
 Inside Operation : Thumbturn on entry of code
 Number Of Codes : One - always prefixed by 'C'
 Combinations : Several thousand
 Code Length : 4-6 digits
 Holdback : No
 Latch : Standard 60mm latch
 Finish : SS

OPERATION

- Mechanical retraction of latch upon entry of correct code.
- Non-sequential code.

FEATURES

- Non handed units.
- Reversible latch.
- Protective clutch mechanism.
- Digital keypad for entry/exit.
- Suits 35-65mm thick doors.
- Weather resistant PVD.
- Mortice latch.
- For rebated doors see Associated Products.



PRODUCT CODES

- L12174 - 290BB SS Lock

ASSOCIATED PRODUCTS

- L5900 - 60mm Latch
- L13381 - 50mm Latch
- L656 - SC 13mm 9094 Rebate
- L655 - PB 13mm 9094 Rebate
- L658 - SC 25mm 9094 Rebate
- L657 - PB 25mm 9094 Rebate

Mechanical Digital



415 Push Button Lock

Outside Operation : Lever handle on entry of code
 Inside Operation : Lever handle
 Number Of Codes : One - always prefixed by 'C'
 Combinations : Total of 8,191
 Code Length : 4-6 digits
 Holdback : Yes
 Latch : Medium duty SS latch
 Finish : SS

OPERATION

- Mechanical retraction of latch upon entry of code.
- Non-sequential code.

FEATURES

- Standard 60mm latch.
- Non handed units.
- Medium duty codelock for internal and external use.
- Weather resistant PVD.
- Protective clutch mechanism.
- Code free option.
- Suits 35-65mm thick doors.
- For rebated doors see Associated Products.
- 8mm square spindle.



PRODUCT CODES

LI3708 - 415 SS Lock

* Also available in PB as a Special Order

ASSOCIATED PRODUCTS

L656 - SC 13mm 9094 Rebate
 L655 - PB 13mm 9094 Rebate
 L658 - SC 25mm 9094 Rebate
 L657 - PB 25mm 9094 Rebate



425 Push Button Lock with Sash Lock

Outside Operation : Lever handle on entry of code
 Inside Operation : Lever handle
 Number Of Codes : One - always prefixed by 'C'
 Combinations : Total of 8,191
 Code Length : 4-6 digits
 Holdback : Yes
 Latch : Euro profile mortice sash lock with dead bolt and latch bolt
 Finish : SS

OPERATION

- Mechanical retraction of latch upon entry of code.
- Mortice latch with code free entry option.
- Non-sequential code.
- Key override.

FEATURES

- Non handed units.
- Medium duty codelock for internal and external use.
- Weather resistant PVD.
- Protective clutch mechanism.
- Code free option.
- Safety feature ensures that the inside lever will retract the deadbolt & latch.
- Suits 35-65mm thick doors.
- 8mm square spindle.



PRODUCT CODES

LI3709 - 425 SS Lock

* Also available in PB as a Special Order

Key Blank Ref:YA5



CL 500PK Mechanical Push Button Lock


Outside Operation : Lever handle on entry of code
 Inside Operation : Panic latch
 Number Of Codes : One - always prefixed by 'C'
 Combinations : Several thousand
 Code Length : 4-6 digits
 Holdback : No
 Finish : SS

OPERATION

- Mechanical retraction of latch upon entry of correct code.
- Non-sequential code.
- To suit Briton or ASEC panic latch (not supplied).

FEATURES

- Non handed units.
- Protective clutch mechanism.
- Weather resistant PVD.
- Front part only.



PRODUCT CODES

LI4374 - CL 500 Panic Kit

Suitable escape devices

Push Pad
 2296 - Briton 1438 LH
 2297 - Briton 1438 RH
 AS3105 - ASEC LH
 AS3106 - ASEC RH

Panic Latch

L4084 - Briton 378 LH
 L4085 - Briton 378 RH
 AS3101 - ASEC LH
 AS3102 - ASEC RH

Mechanical Digital



500/505 Mechanical Push Button Lock

- Outside Operation : Lever handle on entry of code
- Inside Operation : Lever handle
- Number Of Codes : One - always prefixed by 'C'
- Combinations : Total of 8,191
- Code Length : 4-6 digits
- Holdback : No
- Latch : N/A - (Not supplied)
- Finish : SS

OPERATION

- Mechanical retraction of latch upon entry code.
- Non-sequential code.

FEATURES

- Non handed units.
- Heavy duty codelock for external or internal use.
- Weather resistant PVD.
- Protective clutch mechanism.
- Suits 35-65mm thick doors.
- For use with existing lock.
- 505 - as 500 but with code free entry option via keypad.

L13127

Case Depth Required	Backset	Height	Width	Weather Resistant
85	60	177	48	✓

PRODUCT CODES

- L13127 - 500 SS Lock
- L13654 - 505 SS Lock with Code Free Entry

* Also available in PB as a Special Order



510/515 Mechanical Push Button Lock

- Outside Operation : Lever handle on entry of code
- Inside Operation : Lever handle
- Number Of Codes : One - always prefixed by 'C'
- Combinations : Total of 8,191
- Code Length : 4-6 digits
- Holdback : No
- Latch : 60mm latch
- Finish : SS

OPERATION

- Mechanical retraction of latch upon entry of code.
- Non-sequential code.

FEATURES

- 8mm square spindle.
- Non handed units.
- Heavy duty codelock for internal and external use.
- Weather resistant PVD.
- Protective clutch mechanism.
- With Mortice latch.
- Suits 35-65mm thick doors.
- 515 - as 510 but with code free entry option via keypad.
- For rebated doors see Associated Products.

L13907

Case Depth Required	Backset	Height	Width	Weather Resistant
85	60	177	48	✓

PRODUCT CODES

- L13907 - 510 SS Lock
- L16656 - 510 SS Back to Back Lock
- L13908 - 515 SS Lock with Code Free Entry Option

* Also available in PB as a Special Order

ASSOCIATED PRODUCTS

- L656 - SC 13mm 9094 Rebate
- L655 - PB 13mm 9094 Rebate
- L658 - SC 25mm 9094 Rebate
- L657 - PB 25mm 9094 Rebate



520/525 Push Button Lock with Mortice Sash Lock

- Outside Operation : Lever handle on entry of code
- Inside Operation : Lever handle
- Number Of Codes : One - always prefixed by 'C'
- Combinations : Total of 8,191
- Code Length : 4-6 digits
- Holdback : No
- Latch : Euro profile mortice sash lock with dead bolt and latch bolt
- Finish : SS

OPERATION

- Outside lever handle will retract the latch after a correct code is entered.
- Non-sequential codes.

FEATURES

- Non handed units.
- Heavy duty codelock for internal and external use.
- Weather resistant PVD.
- Protective clutch mechanism.
- Safety feature ensures inside lever will retract deadbolt & latch.
- 525 - as with 520 but with code free entry option via keypad.
- Suits doors 35-65mm thick.

L13909

Case Depth Required	Backset	Height	Width	Weather Resistant
85	55	177	48	✓

PRODUCT CODES

- L13909 - 520 SS Lock
- L13653 - 525 Code Free Entry SS Lock

* Also available in PB as a Special Order

Key Blank Ref:YA5

Mechanical Digital



CL600PK Mechanical Push Button Lock

Outside Operation : Lever handle on entry of code
 Inside Operation : Panic latch
 Number Of Codes : One - always prefixed by 'C'
 Combinations : Total 8,191
 Code Length : 4-6 digits
 Holdback : No
 Finish : SS

OPERATION

- Mechanical retraction of latch upon entry of correct code or via key override.
- Non-sequential code.
- To suit Briton or ASEC panic latch (not supplied).

FEATURES

- Easy code change from front.
- Non handed units.
- Protective clutch mechanism.
- Weather resistant PVD.
- Front part only.

L17073

Case Depth Required	Backset	Height	Width	Weather Resistant
85	N/A	180	58	✓

PRODUCT CODES

L17073 - CL600 Panic Kit

Suitable escape devices

Push Pad
 2296 - Briton 1438 LH
 2297 - Briton 1438 RH
 AS3105 - ASEC LH
 AS3106 - ASEC RH

Panic Latch

L4084 - Briton 378 LH
 L4085 - Briton 378 RH
 AS3101 - ASEC LH
 AS3102 - ASEC RH



CL600/CL605 Mechanical Push Button Lock

Outside Operation : Lever handle on entry of code
 Inside Operation : Lever handle
 Number Of Codes : One - always prefixed by 'C'
 Combinations : Total of 8,191
 Code Length : 4-6 digits
 Holdback : No
 Latch : N/A - (Not supplied)
 Finish : SS

OPERATION

- Mechanical retraction of latch upon entry of correct code or via key override.
- Non-sequential code.

FEATURES

- Easy code change from front.
- Non handed units.
- Heavy duty codelock for external or internal use.
- Weather resistant PVD.
- Protective clutch mechanism.
- Suits 35-65mm thick doors.
- For use with existing lock.
- 605 - as 600 but with code free entry option via keypad.

L17067

Case Depth Required	Backset	Height	Width	Weather Resistant
85	N/A	180	58	✓

PRODUCT CODES

L17067 - CL600 SS BS Lock
 L17068 - CL605 SS BS Lock with Code Free Entry

* Also available in PB as a Special Order



CL610/CL615 Mechanical Push Button Lock

Outside Operation : Lever handle on entry of code
 Inside Operation : Lever handle
 Number Of Codes : One - always prefixed by 'C'
 Combinations : Total of 8,191
 Code Length : 4-6 digits
 Holdback : No
 Latch : 60mm latch
 Finish : SS

OPERATION

- Mechanical retraction of latch upon entry of correct code or via key override.
- Non-sequential code.

FEATURES

- Easy code change from front.
- 8mm square spindle.
- Non handed units.
- Heavy duty codelock for internal and external use.
- Weather resistant PVD.
- Protective clutch mechanism.
- With Mortice latch.
- Suits 35-65mm thick doors.
- 615 - as 610 but with code free entry option via keypad.
- For rebated doors see Associated Products.

L17069

Case Depth Required	Backset	Height	Width	Weather Resistant
85	60	180	58	✓

PRODUCT CODES

L17069 - CL610 SS Lock
 L17070 - CL615 SS Lock with Code Free Entry Option

* Also available in PB as a Special Order

ASSOCIATED PRODUCTS

L656 - SC 13mm 9094 Rebate
 L655 - PB 13mm 9094 Rebate
 L658 - SC 25mm 9094 Rebate
 L657 - PB 25mm 9094 Rebate

Mechanical Digital



CL620/CL625 Push Button Lock with Mortice Sash Lock

- Outside Operation : Lever handle on entry of code
- Inside Operation : Lever handle
- Number Of Codes : One - always prefixed by 'C'
- Combinations : Total of 8,191
- Code Length : 4-6 digits
- Holdback : No
- Latch : Euro profile mortice sash lock with dead bolt and latch bolt
- Finish : SS

OPERATION

- Mechanical retraction of latch upon entry of correct code or via key override.
- Non-sequential codes.

FEATURES

- Easy code change from front.
- Non handed units.
- Heavy duty codelock for internal and external use.
- Weather resistant PVD.
- Protective clutch mechanism.
- Safety feature ensures inside lever will retract deadbolt & latch.
- 625 - as with 620 but with code free entry option via keypad.
- Suits doors 35-65mm thick.



PRODUCT CODES

- LI7071 - CL620 SS BS Lock
- LI7072 - CL625 SS BS Code Free Entry

* Also available in PB as a Special Order


Mechanical Digital



Mortice Deadlatch

FEATURES

- 50mm backset
- 60mm backset
- Suits AS2300 / AS2301 Series, CL100 Series, CL200 Series.



L5900

PRODUCT CODES

- L5900 - 60mm Backset SS Latch
- L13381 - 50mm Backset SS Latch



Mortice Deadlatch

FEATURES

- 60mm backset
- 70mm backset
- Suits 400, 500, 600 Series.
- Square drive.



L17226

PRODUCT CODES

- L17226 - 60mm Backset SS Latch
- L17262 - 70mm Backset SS Latch



Internal Back Plate for CL200 Series

FEATURES

- Backplate only.
- No holdback.
- Weather resistant PVD.



L8526

PRODUCT CODES

- L8526 - B2250 SS Backplate
- L8527 - B2250 PB Backplate



Internal Back Plate for CL200 Series

FEATURES

- Backplate only.
- With holdback.
- Weather resistant PVD.



L8529

PRODUCT CODES

- L8528 - B2255 SS Backplate
- L8529 - B2255 PB Backplate

IMPORTANT

When changing codes on Asec, Codelocks, Era (290 & 291), Lockey & Lockwood, always hold the 'C' button in while adding & removing tumblers. Make sure tumbler has colour showing & square cut out is towards outer edge of case.

Mechanical Digital

ERA PRODUCTS 290 Mechanical Push Button Lock

- Outside Operation : Thumbturn on entry of code
- Inside Operation : Small lever handle - free exit
- Number Of Codes : One always prefixed by C
- Combinations : Several thousand
- Code Length : 4 to 6
- Holdback : No
- Latch : Standard 60mm latch
- Finishes : SC, PB

OPERATION

- Mechanical retraction of latch upon entry of code.
- Non-sequential code.

FEATURES

- Non handed units.
- Reversible latch.
- Protective clutch mechanism.
- Suits 35-50mm thick doors.
- Suitable for internal and external applications.
- For rebated doors see Associated Products.



PRODUCT CODES

- L11821 - 290-51 SC Lock
- L11822 - 290-31 PB Lock

ASSOCIATED PRODUCTS

- 8455 - 60mm Latch
- L5295 - 70mm Latch
- L8376 - Knob Return Spring
- L5169 - Spine
- L656 - SC 13mm 9094 Rebate
- L655 - PB 13mm 9094 Rebate
- L658 - SC 25mm 9094 Rebate
- L657 - PB 25mm 9094 Rebate

ERA PRODUCTS 291 Mechanical Push Button Lock

- Outside Operation : Thumbturn on entry of code
- Inside Operation : Small lever handle - free exit
- Number Of Codes : One always prefixed by C
- Combinations : Several thousand
- Code Length : 4 to 6
- Holdback : Yes
- Latch : Standard 60mm latch
- Finish : SC

OPERATION

- Mechanical retraction of latch upon entry of code.
- Non-sequential code.

FEATURES

- Non handed units.
- Reversible latch.
- Protective clutch mechanism.
- Suits 35-50mm thick doors.
- Suitable for internal and external applications.
- For rebated doors see Associated Products.



PRODUCT CODES

- L11823 - 291-51 SC Lock

ASSOCIATED PRODUCTS

- 8455 - 60mm Latch
- L5295 - 70mm Latch
- L8376 - Knob Return Spring
- L5169 - Spine
- L656 - SC 13mm 9094 Rebate
- L655 - PB 13mm 9094 Rebate
- L658 - SC 25mm 9094 Rebate
- L657 - PB 25mm 9094 Rebate

ERA PRODUCTS 295 Mechanical Push Button Lock

- Outside Operation : Thumbturn on entry of code
- Inside Operation : Thumbturn - free exit
- Number Of Codes : One always prefixed by C
- Combinations : Several thousand
- Code Length : 4 to 6
- Holdback : No
- Latch : Standard 60mm latch
- Finish : Grey

OPERATION

- Mechanical retraction of latch upon entry of code.
- Non-sequential code.

FEATURES

- Non handed units.
- Reversible latch.
- Protective clutch mechanism.
- Non-corrosive toughened plastic casing.
- Suits 35-50mm thick doors.
- For rebated doors see Associated Products.



PRODUCT CODES

- L9265 - 295-41 Grey Lock

ASSOCIATED PRODUCTS

- L656 - SC 13mm 9094 Rebate
- L655 - PB 13mm 9094 Rebate
- L658 - SC 25mm 9094 Rebate
- L657 - PB 25mm 9094 Rebate

Mechanical Digital

ERA 296 Mechanical Push Button Lock

Outside Operation : Thumbturn on entry of code
 Inside Operation : Thumbturn - free exit
 Number Of Codes : One always prefixed by C
 Combinations : Several thousand
 Code Length : 4 to 6
 Holdback : Yes
 Latch : Standard 60mm latch
 Finish : Grey

OPERATION

- Mechanical retraction of latch upon entry of code.
- Non-sequential code.

FEATURES

- Non handed units.
- Reversible latch.
- Protective clutch mechanism.
- Non-corrosive toughened plastic casing.
- Suits 35-50mm thick doors.
- For rebated doors see Associated Products.



PRODUCT CODES

L9264 - 296-41 Grey Lock with Turn and Snib

KEYLEX 500 Narrow Style Push Button Lock

Outside Operation : Lever handle on entry of code
 Inside Operation : Lever handle free exit
 Number Of Codes : One always prefixed by C
 Combinations : Over 4,000
 Code Length : Up to 12 digits
 (recommended 3 to 6 digits)
 Holdback : Free passage facility
 Latch : Adjustable 60mm - 70mm latch
 Finish : SC

OPERATION

- Mechanical retraction of latch upon entry of code.
- Medium duty.
- Non-sequential code.

FEATURES

- Ideal for low security internal door installations.
- Allows free passage from both sides at code users discretion.
- Passage function facility achieves same results as holdback.
- High quality tubular deadlocking latch ensures secured re-locking everytime.
- Anti-thrust snib on latch.
- Suits doors 30-45mm (optional up to 75mm).
- Free exit - provides escape from the inside.
- Now available with built in slipping clutch mechanism.



PRODUCT CODES

LI3920 - K500 SC Lock

ASSOCIATED PRODUCTS

Rebate kits - 13mm, 19mm and 25mm two part rebate kits are available for double door applications.

Passage set facility available on Special order.
 Order code: K700.FPSC

KEYLEX 700 Narrow Style Push Button Lock

Outside Operation : Lever handle on entry of code
 Inside Operation : Lever handle free exit
 Number Of Codes : One always prefixed by C
 Combinations : Over 4,000
 Code Length : Up to 12 digits
 (recommended 3 to 6 digits)
 Holdback : No
 Key Override : Euro profile cylinder
 Finish : SC

OPERATION

- Mechanical retraction of latch upon entry of code.
- Non-sequential code.

FEATURES

- High security - external or internal door installations.
- Provides escape from inside, without code entry.
- Ideal for external doors & on any door where a euro profile keying system is required.
- Suit any sash lock with 70-72mm backset.
- 90-92mm centres available as special order.
- Suits doors 30-50mm (up to 75mm optional) thick.
- Particularly suited for use with aluminium or hollow metal sections.
- Door style and backset as per the chosen latch.
- Now available with built in slipping clutch mechanism.
- Suitable for 8mm spindle.
- Cylinder not included.



PRODUCT CODES

LI3919 - K700 SC Lock with Euro Profile Cylinder

ASSOCIATED PRODUCTS

Rebate kits - 13mm, 19mm and 25mm two part rebate kits are available for double door applications.

Special order only.

Mechanical Digital

KEYLEX 2100 Heavy Duty Mechanical Push Button Lock

Outside Operation : Knob turn on entry of code
 Inside Operation : Knob turn free exit
 Number Of Codes : One always prefixed by C
 Combinations : Over 16,000
 Code Length : Up to 14 digits
 (recommended 3 to 6 digits)
 Holdback : Passage function facility
 Latch : High quality mortice deadlocking latch
 Finish : SC

OPERATION

- Mechanical retraction of latch upon entry of code.
- Heavy duty mechanism.
- Non-sequential code.

FEATURES

- High security - external or internal door installations.
- Allows free passage from both sides at code users discretion.
- Free passage function facility achieves same results as holdback.
- Free exit provides escape from the inside without code entry regardless of the lock status.
- Built in slipping clutch mechanism.
- Anti-thrust snib on double throw latch.
- Suits doors 28-58mm thick.



PRODUCT CODES

L13918 - K2100 SC Lock

ASSOCIATED PRODUCTS

Rebate kits - 13mm, 19mm and 25mm two part rebate kits are available for double door applications.

Special order only.

LOGKEY 1150 Mechanical Push Button Lock

Outside Operation : Lever handle on entry of code
 Inside Operation : Passage set option - free access
 Number Of Codes : One - always prefixed by 'C'
 Combinations : Several thousand
 Code Length : 4 to 6
 Holdback : Passage set facility
 Latch : Heavy duty 10mm Mortice auto deadlatch
 Finish : SC

OPERATION

- Mechanical retraction of bolt upon entry of code or by passage set mode giving free access.
- Non-sequential code.

FEATURES

- Handed units.
- Reversible bolt.
- Protective clutch mechanism.
- Passage set facility.
- Suits 35-55mm thick doors.
- For rebated doors see Associated Products.



PRODUCT CODES

L9420 - 1150R SC Lock (right hand)
 L9397 - 1150L SC Lock (left hand)

ASSOCIATED PRODUCTS

L5169 - Combination spines
 L656 - SC 13mm 9094 Rebate
 L655 - PB 13mm 9094 Rebate
 L658 - SC 25mm 9094 Rebate
 L657 - PB 25mm 9094 Rebate

LOGKEY 2200 Mechanical Push Button Lock

Outside Operation : Thumbturn on entry of code
 Inside Operation : By thumbturn - free exit
 Number Of Codes : One - always prefixed by 'C'
 Combinations : Several thousand
 Code Length : 4 to 6
 Holdback : N/A
 Latch : 20mm rim deadbolt
 Finishes : SC, PB

OPERATION

- Mechanical retraction of bolt upon entry of code.
- Non-sequential code.

FEATURES

- Non-handed units.
- Protective clutch mechanism.
- Suitable for rebated doors.
- Suits 35-55mm thick doors.



PRODUCT CODES

8479 - 2200 SC Lock
 8474 - 2200 PB Lock

ASSOCIATED PRODUCTS

L5169 - Combination spines

Mechanical Digital



2210 Mechanical Push Button Lock

Outside Operation : Thumbturn on entry of code
 Inside Operation : By thumbturn - free exit
 Number Of Codes : One - always prefixed by 'C'
 Combinations : Several thousand
 Code Length : 4 to 6
 Holdback : N/A
 Latch : Medium duty 10mm mortice deadbolt
 Finish : SC

OPERATION

- Mechanical retraction of bolt upon entry of code.
- Non-sequential code.

FEATURES

- Non-handed units.
- Reversible bolt.
- Protective clutch mechanism.
- Suits 35-55mm thick doors.
- For rebated doors see Associated Products.



PRODUCT CODES

8485 - 2210 SC Lock

ASSOCIATED PRODUCTS

L5169 - Combination spine
 L656 - SC 13mm 9094 Rebate
 L655 - PB 13mm 9094 Rebate
 L658 - SC 25mm 9094 Rebate
 L657 - PB 25mm 9094 Rebate



2230 N/L Mechanical Push Button Lock

Outside Operation : Thumbturn on entry of code
 Inside Operation : N/A
 Number Of Codes : One - always prefixed by 'C'
 Combinations : Several thousand
 Code Length : 4 to 6
 Holdback : N/A
 Latch : N/A
 Finishes : SC, PB

OPERATION

- Mechanical retraction of latch upon entry of code.
- Non-sequential code.

FEATURES

- Front digital section only.
- For replacement use.
- For use with own nightlatch case (front body only)
- Suits narrow style doors.



Note: This is the digital section only, not a complete lock.

PRODUCT CODES

L5395 - 2230NL SC Lock
 L5396 - 2230NL PB Lock



2430 Mechanical Push Button Lock

Outside Operation : Thumbturn on entry of code
 Inside Operation : Small lever handle - free exit
 Number Of Codes : One - always prefixed by 'C'
 Combinations : Several thousand
 Code Length : 4 to 6
 Holdback : N/A
 Latch : Standard 60mm latch
 Finishes : SC, PB

OPERATION

- Mechanical retraction of latch upon entry of code.
- Non-sequential code.

FEATURES

- Non-handed units.
- Reversible latch.
- Protective clutch mechanism.
- Suits 35-55mm thick doors.
- Latch bolt with "anti thrust pin".
- For rebated doors see Associated Products.



PRODUCT CODES

9017 - 2430 SC Lock
 L2615 - 2430 PB Lock

ASSOCIATED PRODUCTS

8455 - 60mm Latch
 L5295 - 70mm Latch
 L8376 - Knob Return Spring
 L5169 - Spine
 L3681 - SC Internal Plate
 L3682 - PB Internal Plate
 L656 - SC 13mm 9094 Rebate
 L655 - PB 13mm 9094 Rebate
 L658 - SC 25mm 9094 Rebate
 L657 - PB 25mm 9094 Rebate

Mechanical Digital



2435 Mechanical Push Button Lock

Outside Operation : Thumbturn on entry of code
 Inside Operation : Small lever handle - free exit
 Number Of Codes : One - always prefixed by 'C'
 Combinations : Several thousand
 Code Length : 4 to 6
 Holdback : Yes
 Latch : Standard 60mm latch
 Finishes : SC, PB

OPERATION

- Mechanical retraction of latch upon entry of code.
- Non-sequential code.

FEATURES

- Non-handed units.
- Reversible latch.
- Protective clutch mechanism.
- Suits 35-55mm thick doors.
- Latch bolt with "anti thrust pin".
- For rebated doors see Associated Products.



PRODUCT CODES

- 9024 - 2435 SC Lock
- L2616 - 2435 PB Lock

ASSOCIATED PRODUCTS

- L8455 - 60mm Latch
- L5295 - 70mm Latch
- L3683 - SC Internal Backplate C/W Snib
- L3684 - PB Internal Backplate C/W Snib
- L5169 - Combination Spine
- L656 - SC 13mm 9094 Rebate
- L655 - PB 13mm 9094 Rebate
- L658 - SC 25mm 9094 Rebate
- L657 - PB 25mm 9094 Rebate



2430DS Mechanical Push Button Lock

Outside Operation : Thumbturn on entry of code
 Inside Operation : Thumbturn on entry of code
 Number Of Codes : One - always prefixed by 'C'
 Combinations : Several thousand
 Code Length : 4 to 6
 Holdback : N/A
 Latch : Standard 60mm latch
 Finish : SC

OPERATION

- Mechanical retraction of latch upon entry of code.
- Non-sequential code.

FEATURES

- Non-handed units.
- Reversible latch.
- Protective clutch mechanism.
- Digital keypad for entry/exit.
- Suits 35-55mm thick doors.
- For rebated doors see Associated Products.



PRODUCT CODES

- L5166 - 2430DS SC Lock

ASSOCIATED PRODUCTS

- L8455 - 60mm Latch
- L5295 - 70mm Latch
- L5169 - Combination Spine
- L656 - SC 13mm 9094 Rebate
- L655 - PB 13mm 9094 Rebate
- L658 - SC 25mm 9094 Rebate
- L657 - PB 25mm 9094 Rebate



2435K Mechanical Push Button Lock


Outside Operation : Thumbturn entry by code or key
 Inside Operation : Small lever handle - free exit
 Number Of Codes : One - always prefixed by 'C'
 Combinations : Several thousand
 Code Length : 4 to 6
 Holdback : Yes
 Latch : Standard 70mm latch
 Finishes : SC, PB

OPERATION

- Mechanical retraction of latch upon entry of code.
- Non-sequential code.

FEATURES

- Non-handed units.
- Reversible latch.
- Protective clutch mechanism.
- Suits 35-55mm thick doors.
- For rebated doors see Associated Products.



PRODUCT CODES

- L4522 - 2435K SC Lock
- L4548 - 2435K PB Lock

ASSOCIATED PRODUCTS

- L4685 - T1 I Keyblank
- L8455 - 60mm Latch
- L5295 - 70mm Latch
- L3683 - SC Internal Backplate C/W Snib
- L3684 - PB Internal Backplate C/W Snib
- L5169 - Combination Spine
- L656 - SC 13mm 9094 Rebate
- L655 - PB 13mm 9094 Rebate
- L658 - SC 25mm 9094 Rebate
- L657 - PB 25mm 9094 Rebate

Mechanical Digital



2500 Mechanical Push Button Lock

- Outside Operation : Thumbturn on entry of code
- Inside Operation : By thumbturn - free exit
- Number Of Codes : One - always prefixed by 'C'
- Combinations : Several thousand
- Code Length : 4 to 6
- Holdback : N/A
- Latch : 20mm rim hookbolt
- Finish : SC

OPERATION

- Mechanical retraction of bolt upon entry of code.
- Non-sequential code.

FEATURES

- Non-handed units.
- Medium duty.
- Protective clutch mechanism.
- Suits 35-55mm thick doors.
- Suitable for sliding doors.
- For wooden, aluminium & UPVC doors.



PRODUCT CODES

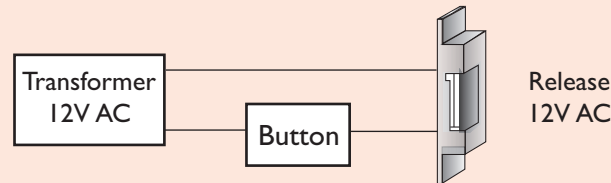
L5168 - 2500 SC Lock

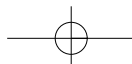
HINTS & TIPS

Add a remote release to most mechanical digital locks by fitting an electric release, transformer and button.

See the Electronic Locking section for releases.

A compatibility table is shown on page 897





Mechanical Digital



Mortice Deadlatch

FEATURES

- Suits 2430 & 2435 series.
- 60mm / 70mm backset.



PRODUCT CODES

- 8455 - 60mm Backset SC Latch
- L5295 - 70mm Backset SC Latch



Mortice Deadbolt

FEATURES

- Suits 2210.
- 60mm backset.



PRODUCT CODES


- 8453 - 60mm Backset SC Bolt



Internal Knob Return Spring

FEATURES

- Suits Lockey internal backplate 2430 & 2435.



PRODUCT CODES

- L8376 - Return Spring



Combination Spine

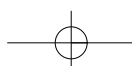
FEATURES

- Suits Lockey units: 1150, 2210, 2430 & 2435



PRODUCT CODES

- L5169 - Combination Spine



HINTS & TIPS

How to increase security on mechanical digital locks.

- The longer the code the more secure it is (although not so long that the user cannot remember it!)
- Encourage users to be more discreet, i.e shielding the unit with their hand when entering the code.
- Change the code on a regular basis.



DGT002 Mechanical Push Button Lock

Outside Operation : Thumbturn on entry of code
 Inside Operation : Thumbturn - free exit
 Number Of Codes : One - always prefixed by 'C'
 Combinations : Several thousand
 Code Length : 4 to 6 digits
 Holdback : Yes
 Latch : Rim deadlatch
 Finishes : SC, PB

OPERATION

- Mechanical retraction of latch upon entry of code.
- Non-sequential code.

FEATURES

- Non-handed units.
- Non-reversible latch.
- Protective clutch mechanism.
- Suits 28-45mm thick doors.
- Visi-packed.
- 4 hour fire tested.
- Simplified (one way) re-coding.



PRODUCT CODES

- L3756 - 002 SC Lock - Open In
- L3757 - 002 PB Lock - Open In
- L7203 - 002 SC Lock - Open Out
- L7204 - 002 PB Lock - Open Out

Mechanical Digital

KABA Simplex/Unican 1011(1000-1) Lock

Outside Operation : By knob on entry of code
 Inside Operation : By knob - free exit
 Number Of Codes : One
 Combinations : 1000+
 Code Length : 1 to 5
 Holdback : N/A
 Latch : Heavy duty mortice deadlatch
 Finishes : SC, PB

OPERATION

- Mechanical retraction of latch upon entry of correct sequence of code.

FEATURES

- Non-handed.
- Reversible latch.
- Protective clutch mechanism.
- Code change by authorised personnel.
- Fast code change whilst unit fitted to door.
- Suit doors 35-57mm thick.
- For rebated doors see Associated Products.



PRODUCT CODES

- 2897 - 1011-26D-41 Lock (1000-1 SC)
- L2931 - 1011-03-41 Lock (1000-1 PB)

ASSOCIATED PRODUCTS

- L656 - SC 13mm 9094 Rebate
- L655 - PB 13mm 9094 Rebate
- L658 - SC 25mm 9094 Rebate
- L657 - PB 25mm 9094 Rebate

KABA Simplex/Unican 1021B (1000-2) Lock

Outside Operation : By knob on entry of code or by key
 Inside Operation : By knob - free exit
 Number Of Codes : One
 Combinations : 1000+
 Code Length : 1 to 5
 Passage Set : N/A
 Latch : Heavy duty mortice deadlatch
 Finishes : SC, PB

OPERATION

- Mechanical retraction of latch upon entry of correct sequence of code or by turning key.

FEATURES

- Non-handed.
- Reversible latch.
- Protective clutch mechanism.
- Code change by authorised personnel.
- Fast code change whilst unit fitted to door.
- Key by-pass function.
- Suit doors 35-57mm thick.
- Units can be supplied without cylinder for own suited systems.
- Units complete with cylinder include 1 control key & 2 user keys.
- For rebated doors see Associated Products.



PRODUCT CODES

- 6354 - 1021B-26D-41 Lock (1000-2 SC)
- L2932 - 1021B-03-41 Lock (1000-2 PB)
- L3913 - 1021B-26D-41 Lock No Cylinder SC
- L10348 - 1021B-03-41 Lock No Cylinder PB

ASSOCIATED PRODUCTS

- Keyblank:
- L356 - BES9 Keyblank
 - L656 - SC 13mm 9094 Rebate
 - L655 - PB 13mm 9094 Rebate
 - L658 - SC 25mm 9094 Rebate
 - L657 - PB 25mm 9094 Rebate

KABA Simplex/Unican 1031(1000-3) Lock

Outside Operation : By knob on entry of code or free access - passage set mode
 Inside Operation : By knob - free exit
 Number Of Codes : One
 Combinations : 1000+
 Code Length : 1 to 5
 Passage Set : Yes (key or thumbturn)
 Latch : Heavy duty mortice deadlatch
 Finishes : SC, PB

OPERATION

- Mechanical retraction of latch upon entry of correct sequence of code or engaging passage set mode.

FEATURES

- Non-handed.
- Reversible latch.
- Protective clutch mechanism.
- Code change by authorised personnel.
- Fast code change whilst unit fitted to door.
- Passage set mode - allows free access.
- Suit doors 35-57mm thick.
- For rebated doors see Associated Products.



PRODUCT CODES

- 3706 - 1031-26D-41 Lock (1000-3 SC)
- L2933 - 1031-03-41 Lock (1000-3 PB)

ASSOCIATED PRODUCTS

- L656 - SC 13mm 9094 Rebate
- L655 - PB 13mm 9094 Rebate
- L658 - SC 25mm 9094 Rebate
- L657 - PB 25mm 9094 Rebate

Mechanical Digital

KABA Simplex/Unican I041B (1000-4) Lock

- Outside Operation : By knob on entry of code, key or free access - passage set mode
 Inside Operation : By knob - free exit
 Number Of Codes : 1
 Combinations : 1000+
 Code Length : 1 to 5
 Passage Set : Yes (key or thumbturn)
 Latch : Heavy duty mortice deadlatch
 Finishes : SC, PB

OPERATION

- Mechanical retraction of latch upon entry of correct sequence of code or by turning key or engaging passage set mode.

FEATURES

- Non-handed.
- Reversible latch.
- Protective clutch mechanism.
- Code change by authorised personnel.
- Fast code change whilst unit fitted to door.
- Passage set mode - allows free access.
- Key by-pass function.
- Suit doors 35-57mm thick.
- Units can be supplied without cylinder for own suited systems.
- Units complete with cylinder include 1 control key & 2 user keys.
- For rebated doors see Associated Products.



PRODUCT CODES

- 4917 - 1041B-26D-4I Lock (1000-4 SC)
- L2934 - 1041B-03-4I Lock (1000-4 PB)
- L3914 - 1041B-26D-4I Lock No Cylinder SC
- L10349 - 1041B-03-4I Lock No Cylinder PB

ASSOCIATED PRODUCTS

- L356 - BES9 Keyblank
- L656 - SC 13mm 9094 Rebate
- L655 - PB 13mm 9094 Rebate
- L658 - SC 25mm 9094 Rebate
- L657 - PB 25mm 9094 Rebate

KABA Simplex/Unican EE1021B/EE1011 Lock (Back to Back)

- Outside Operation : By knob on entry of code - key override
 Inside Operation : By knob on entry of code or key override
 Number Of Codes : One
 Combinations : 1000+
 Code Length : 1 to 5
 Passage Set : N/A
 Latch : Heavy duty deadlocking cylinder latch
 Finish : SC

OPERATION

- Mechanical retraction of latch upon entry of correct sequence of code.

FEATURES

- Non-handed; field reversible.
- Combination can be changed to ensure maximum security.
- One or all five buttons can be used in combinations.
- Optional key override.
- Suit door 35-57mm thick.
- For rebated doors see Associated Products.



PRODUCT CODES

- L11942 - EE1021B-26D-4I Lock (EE1000-2 SC) (Back to Back)
- L12013 - EE1021B-26-4I Lock No Cylinder (Back to Back)

ASSOCIATED PRODUCTS

- L356 - BES9 Keyblank
- L656 - SC 13mm 9094 Rebate
- L655 - PB 13mm 9094 Rebate
- L658 - SC 25mm 9094 Rebate
- L657 - PB 25mm 9094 Rebate

Mechanical Digital

KABA Simplex/Unican L1011 (L1000-1) Lock

Outside Operation : Lever handle on entry of code
 Inside Operation : Lever handle - free exit
 Number Of Codes : One
 Combinations : 1000+
 Code Length : 1 to 5
 Passage Set : N/A
 Latch : Heavy duty mortice deadlatch
 Finishes : SC, PB

OPERATION

- Mechanical retraction of latch upon entry of correct sequence of code.

FEATURES

- Handed units left (LL) or right (LR).
- Reversible latch.
- Protective clutch mechanism.
- Code change by authorised personnel.
- Fast code change whilst unit fitted to door.
- Large user friendly handle.
- Suit doors 35-57mm thick.
- For rebated doors see Associated Products.



L3179

PRODUCT CODES

- L3178 - LR1011-26D-41 Lock (L1000-1RH SC)
- L3179 - LL1011-26D-41 Lock (L1000-1LH SC)
- L8450 - LR1011-03-41 Lock (L1000-1RH PB)
- L8451 - LL1011-03-41 Lock (L1000-1LH PB)

INFORMATION

Handing see page 237

- L656 - SC 13mm 9094 Rebate
- L655 - PB 13mm 9094 Rebate
- L658 - SC 25mm 9094 Rebate
- L657 - PB 25mm 9094 Rebate

KABA Simplex/Unican L1021B (L1000-2) Lock

Outside Operation : Lever handle on entry of code or by key
 Inside Operation : Lever handle - free exit
 Number Of Codes : One
 Combinations : 1000+
 Code Length : 1 to 5
 Passage Set : N/A
 Latch : Heavy duty mortice deadlatch
 Finishes : SC, PB

OPERATION

- Mechanical retraction of latch upon entry of correct sequence of code or turning of key.

FEATURES

- Handed unit left (LL) or right (LR).
- Reversible latch.
- Protective clutch mechanism.
- Code change by authorised personnel.
- Fast code change whilst unit fitted to door.
- Large user friendly handle.
- Key by-pass function.
- Suit doors 35-57mm thick.
- Can be supplied without cylinder for suited systems.
- Units complete with cylinder include 1 control key & 2 user keys.
- For rebated doors see Associated Products.



L10351

PRODUCT CODES

- L3180 - LR1021B-26D-41 Lock (L1000-2RH SC)
- L3181 - LL1021B-26D-41 Lock (L1000-2LH SC)
- L8452 - LR1021B-03-41 Lock (L1000-2RH PB)
- L8453 - LL1021-03-41 Lock (L1000-2LH PB)
- L10353 - LR1021B-26D-41 Lock No cylinder - RH SC
- L10352 - LL1021B-26D-41 Lock No cylinder - LH SC
- L10351 - LR1021B-03-41 Lock No cylinder - RH PB
- L10350 - LL1021B-03-41 Lock No cylinder - LH PB

ASSOCIATED PRODUCTS

- L356 - BES9 Keyblank
- L656 - SC 13mm 9094 Rebate
- L655 - PB 13mm 9094 Rebate
- L658 - SC 25mm 9094 Rebate
- L657 - PB 25mm 9094 Rebate

INFORMATION

Handing see page 237

KABA Simplex/Unican L1031 (L1000-3) Lock

Outside Operation : Lever handle on entry of code or free access - passage set mode
 Inside Operation : Lever handle - free exit
 Number Of Codes : One
 Combinations : 1000+
 Code Length : 1 to 5
 Passage Set : Yes (key or thumbturn)
 Latch : Heavy duty mortice deadlatch
 Finishes : SC, PB

OPERATION

- Mechanical retraction of latch upon entry of correct sequence of code or engaging passage set mode.

FEATURES

- Handed unit left (LL) or right (LR).
- Reversible latch.
- Protective clutch mechanism.
- Code change by authorised personnel.
- Fast code change whilst unit fitted to door.
- Large user friendly handle.
- Passage set mode - allows free access.
- Suit doors 35-57mm thick.
- For rebated doors see Associated Products.



L8443

PRODUCT CODES

- L8442 - LR1031-26D-41 Lock (L1000-3RH SC)
- L8443 - LL1031-26D-41 Lock (L1000-3LH SC)
- L8454 - LR1031-03-41 Lock (L1000-3RH PB)
- L8455 - LL1031-03-41 Lock (L1000-3LH PB)

INFORMATION

Handing see page 237

Mechanical Digital

KABA Simplex/Unican LI041B (LI000-4) Lock

Outside Operation : Lever handle on entry of code or key or free access - passage set mode

Inside Operation : Lever handle - free exit

Number Of Codes : One

Combinations : 1000+

Code Length : 1 to 5

Passage Set : Yes (key or Thumbturn)

Latch : Heavy duty mortice deadlatch

Finishes : SC, PB

OPERATION

- Mechanical retraction of latch upon entry of correct sequence of code, by turning key or free access (passage set mode).

FEATURES

- Handed unit left (LL) or right (LR).
- Reversible latch.
- Protective clutch mechanism.
- Code change by authorised personnel.
- Fast code change whilst unit fitted to door.
- Large user friendly handle.
- Key by-pass function.
- Passage set mode - allows free access.
- Suits doors 35-57mm thick.
- Units can be supplied without cylinder for own suited systems.
- Units complete with cylinder include 1 control key & 2 user keys.
- For rebated doors see Associated Products.



PRODUCT CODES

- L8444 - LR1041B-26D-4I Lock (LI000-4RH SC)
- L8445 - LL1041B-26D-4I Lock (LI000-4LH SC)
- L8456 - LR1041B-03-4I Lock (LI000-4RH PB)
- L8457 - LL1041B-03-4I Lock (LI000-4LH PB)
- LI0357 - LR1041B-26D-4I Lock No cylinder - RH SC
- LI0356 - LL1041B-26D-4I Lock No cylinder - LH SC
- LI0355 - LR1041B-03-4I Lock No cylinder - RH PB
- LI0354 - LL1041B-03-4I Lock No cylinder - LH PB

ASSOCIATED PRODUCTS

- L656 - SC 13mm 9094 Rebate
- L655 - PB 13mm 9094 Rebate
- L658 - SC 25mm 9094 Rebate
- L657 - PB 25mm 9094 Rebate

INFORMATION

Handing see page 237

KABA Simplex/Unican LLPI020B (LPI000) Lock

Outside Operation : Lever handle on entry of code or key

Inside Operation : Pad bar/crash bar - free exit

Number Of Codes : One

Combinations : 1000+

Code Length : 1 to 5

Passage Set : N/A

Latch : Dependent on exit device used

Finish : SC

OPERATION

- Mechanical retraction of latch upon entry of correct sequence of code or by turning of key.

FEATURES

- Handed units.
- Protective clutch mechanism.
- Fast code change whilst unit fitted to door.
- For use with surface mount panic hardware.
- Key by-pass facility.
- Suits doors 35-57mm thick.
- Units complete with cylinder include 1 control key & 2 user keys.



PRODUCT CODES

- LI1940 - LLPI020B-26D-LH Lock-SC
- LI1941 - LRP1020B-26D-RH Lock-SC
- LI2014 - LLPI020B-26D-LH Lock-SC (No cylinder)
- LI2015 - LRP1020B-26D-RH Lock-SC (No cylinder)

ASSOCIATED PRODUCTS

- L356 - BES9 Keyblank

SUITABLE ESCAPE DEVICES

PUSH PAD

- 2296 - Briton 1438 LH
- 2297 - Briton 1438 RH
- AS3105 - ASEC LH
- AS3106 - ASEC RH

PANIC LATCH

- L4084 - Briton 378 LH
- L4085 - Briton 378 RH
- AS3101 - ASEC LH
- AS3102 - ASEC RH

NB: Hand of escape device is opposite to LPI000.

INFORMATION

Handing see page 237

Mechanical Digital

KABA Simplex/Unican 3000


- Outside Operation : Thumbturn on entry of code or key
- Inside Operation : Thumbturn/lever handle or paddle handle - free exit
- Number Of Codes : 1
- Combinations : 1000+
- Code Length : 1 to 5
- Holdback : Yes (key)
- Latch : Operates with Adams Rite 4710/4720 mortice deadlatch
- Finish : SC

OPERATION

- Mechanical retraction of latch upon entry of correct sequence of code or by turning of key.

FEATURES

- Front body is non handed (although drive assembly is).
- Reversible latch uses Adams Rite lock case.
- Protective clutch mechanism.
- Fast code change whilst unit fitted to door.
- Key by-pass function.
- Hold back facility via code & cylinder.
- Choice of exit devices - see requirements for complete assembly.
- Choice of backset sizes 24/28/38mm.
- Code disable feature by key.
- Suits doors 35-57mm thick.



L2641

Case Depth Required	Backset	Height	Width	Weather Resistant
44	24	244	40	✓
48	28	244	40	✓
58	28	244	40	✓

PRODUCT CODES

Please see section below for complete assembly requirements:

1. Combination Lock Housing
2. Drive Assembly
3. Lockcase
4. Faceplate
5. Striking Plate
6. Mounting Clips
7. Screw-in Cylinder
8. Egress Hardware

Complete Assembly Requirements

ORDER CODE	MODEL REFERENCE	FINISH	HAND	DESCRIPTION	REQUIREMENTS
L2641	3000-1	SC		Combination lock housing	1, 2 Combination Hardware
4893	3010	BLK	RH	24mm drive assembly	
3142	3020	BLK	LH	24mm drive assembly	
4902	3030	BLK	RH	28mm drive assembly	
1467	3040	BLK	LH	28mm drive assembly	
4332	4710-200			24mm backset	3, 4, 5, 6 Locking Hardware For Aluminium Doors
4336	4710-300			28mm backset	
4337	4710-400			38mm backset	
4399	24-4711-000	SAA		Flat faceplate	
4402	24-4710-000	SAA		Radius faceplate	
4514	4502-01	SAA		Flat strike plate	
4518	4502-02	SAA		Radius strike plate	
4711	4104-01			Mounting clips (pair)	
L2685	4720-401			38mm backset	3, 4, 5 Locking Hardware For Timber Doors
L2686	24-4720-001	SAA		Flat face plate	
L2687	4506-630			Flat strike plate	
L6109	A5 RM1CyIKD	NP		Screw-in cylinder	7, 8 Egress Hardware
4609	4067	SAA		Thumbturn	
L10341	4568-011	SAA		Lever handle + cam	
L13453	4590-01	SAA		Paddle handle - pull to left	
L13454	4590-02	SAA		Paddle handle - pull to right	
L13455	4590-03	SAA		Paddle handle - push to left	
L13456	4590-04	SAA		Paddle handle - push to right	
				(All paddle handles are universal and interchangeable)	

Mechanical Digital

KABA Simplex/Unican 502I Lock


Outside Operation : Lever handle on entry of code
 Inside Operation : Lever handle free exit
 Number Of Codes : One
 Combinations : Thousands
 Code Length : 1 to 5
 Passage Set : N/A
 Latch : Heavy duty mortice deadlatch
 Finish : SC

OPERATION

- Mechanical retraction of latch upon entry of code
- Latch retracts when lever is turned in either direction.

FEATURES

- Non handed lock (reversible).
- 3 hour UL/ULC door rating.
- Ideal for controlling access to high traffic security sensitive areas.
- Installs on wood or metal doors.
- Quick and easy combination change to ensure continued maximum security (outside).
- Extra heavy duty - Ansi 156.2 Grade 1 Certified.
- Mechanical key override.
- Suits doors 35-57mm thick.
- For rebated doors see Associated Products.
- Code change from outside.



PRODUCT CODES

LI5615 - 5021XKWL-26D-4I SC
 C/W Round Cylinder

ASSOCIATED PRODUCTS

L656 - SC 13mm 9094 Rebate
 L655 - PB 13mm 9094 Rebate
 L658 - SC 25mm 9094 Rebate
 L657 - PB 25mm 9094 Rebate

KABA Simplex/Unican 503I Lock

Outside Operation : Lever handle on entry of code
 Inside Operation : Lever handle free exit
 Number Of Codes : One
 Combinations : Thousands
 Code Length : 1 to 5
 Passage Set : N/A
 Latch : Heavy duty mortice latch
 Finish : SC

OPERATION

- Mechanical retraction of latch upon entry of code
- Latch retracts when lever is turned in either direction.

FEATURES

- Non handed lock (reversible).
- 3 Hour UL/ULC fire door rating.
- Ideal for controlling high traffic security sensitive areas
- Installs on wood or metal doors.
- Quick and easy combination change to ensure continued maximum security (inside).
- Provides combination changes from secure interior side of door.
- Extra heavy duty - Ansi 156.2 Grade 1 Certified.
- Suits doors 35-57mm thick.
- Mechanical key override.
- For rebated doors see Associated Products.
- Code change from inside.



PRODUCT CODES

LI3917 - 5031XKWL-26D-4I SC
 C/W Round Cylinder

ASSOCIATED PRODUCTS

L656 - SC 13mm 9094 Rebate
 L655 - PB 13mm 9094 Rebate
 L658 - SC 25mm 9094 Rebate
 L657 - PB 25mm 9094 Rebate
 L4044 - 201484 KD SC Cylinder

KABA Simplex/Unican 6204 Lock

Outside Operation : Thumbturn on entry of code
 Inside Operation : By knob - free exit
 Number Of Codes : One
 Combinations : 1000+
 Code Length : 1 to 5
 Latch : Heavy duty mortice deadlatch
 Finishes : Black, gold & grey

OPERATION

- Mechanical retraction of latch upon entry of correct sequence of code.

FEATURES

- Factory handed left - field reversible.
- Reversible latch.
- Protective clutch mechanism.
- Fast code change whilst unit fitted.
- Suits doors 35-57mm thick.
- Light commercial & residential lock.
- For rebated doors see Associated Products.



PRODUCT CODES

LI1837 - 6204-85-4I Lock (Black)
 LI1838 - 6204-60-4I Lock (Gold)
 LI1839 - 6204-86-4I Lock (Grey)

ASSOCIATED PRODUCTS

L656 - SC 13mm 9094 Rebate
 L655 - PB 13mm 9094 Rebate
 L658 - SC 25mm 9094 Rebate
 L657 - PB 25mm 9094 Rebate

Mechanical Digital

KABA Simplex/Unican 7102 Lock

Outside Operation : Thumbturn on entry of code
 Inside Operation : Thumbturn - free exit
 Number Of Codes : One
 Combinations : 1000+
 Code Length : 1 to 5
 Holdback : N/A
 Latch : Medium duty deadbolt
 Finishes : SC, PB

OPERATION

- Mechanical retraction of bolt upon entry of correct sequence of code.

FEATURES

- Non-handed units.
- Resersible bolt.
- Protective clutch mechanism.
- Fast code change whilst unit fitted.
- Suits doors 35-57mm thick.
- Light commercial & residential lock.
- For rebated doors see Associated Products.



PRODUCT CODES

- L8620 - 7102-26D-41 (SC) Lock
- L8621 - 7102-03-41 (PB) Lock

ASSOCIATED PRODUCTS

- L656 - SC 13mm 9094 Rebate
- L655 - PB 13mm 9094 Rebate
- L658 - SC 25mm 9094 Rebate
- L657 - PB 25mm 9094 Rebate

KABA Simplex/Unican 7104 Lock


Outside Operation : Thumbturn on entry of code
 Inside Operation : Thumbturn - free exit
 Number Of Codes : One
 Combinations : 1000+
 Code Length : 1 to 5
 Holdback : N/A
 Latch : Medium duty deadlatch
 Finishes : SC, PB

OPERATION

- Mechanical retraction of latch upon entry of correct sequence of code.

FEATURES

- Non-handed units.
- Reversible latch.
- Protective clutch mechanism.
- Fast code change whilst unit fitted.
- Suits doors 35-57mm thick.
- Light commercial & residential lock.
- For rebated doors see Associated Products.
- Backset adjustable between 60mm and 70mm.



PRODUCT CODES

- L3288 - 7104-26D-41 (SC) Lock
- L3289 - 7104-03-41 (PB) Lock

ASSOCIATED PRODUCTS

- L656 - SC 13mm 9094 Rebate
- L655 - PB 13mm 9094 Rebate
- L658 - SC 25mm 9094 Rebate
- L657 - PB 25mm 9094 Rebate

KABA Simplex/Unican 7106 Lock

Outside Operation : Thumbturn on entry of code
 Inside Operation : Thumbturn - free exit
 Number Of Codes : One
 Combinations : 1000+
 Code Length : 1 to 5
 Holdback : 90° turn of internal thumbturn
 Latch : Medium duty rim deadlatch
 Finishes : SC, Black
 (Rim case always black)

OPERATION

- Mechanical retraction of latch upon entry of correct sequence of code.

FEATURES

- Non-handed units.
- Reversible latch.
- Protective clutch mechanism.
- Fast code change whilst unit fitted.
- Suits doors 35-57mm thick.
- Light commercial & residential lock.



PRODUCT CODES

- L4442 - 7106-26D-41 (SC) Lock
- L5898 - 7106-19-41 (Black) Lock

Mechanical Digital

KABA Simplex/Unican 7108 Lock

Outside Operation : Thumbturn on entry of code
 Inside Operation : Thumbturn - free exit
 Number Of Codes : One
 Combinations : 1000+
 Code Length : 1 to 5
 Holdback : N/A
 Latch : Medium duty deadbolt
 Finish : SC

OPERATION

- Mechanical retraction of bolt upon entry of correct sequence of code.

FEATURES

- Non-handed units.
- Reversible bolt.
- Protective clutch mechanism.
- Fast code change whilst unit fitted.
- Suits doors 35-57mm thick.
- Light commercial & residential lock.
- For rebated doors see Associated Products.



PRODUCT CODES

L11579 - 7108-26D-51 (SC) Lock

ASSOCIATED PRODUCTS

L656 - SC 13mm 9094 Rebate
 L655 - PB 13mm 9094 Rebate
 L658 - SC 25mm 9094 Rebate
 L657 - PB 25mm 9094 Rebate

KABA Simplex/Unican 917 Lock


Outside Operation : Thumbturn on entry of code
 Inside Operation : Thumbturn - free exit
 Number Of Codes : One
 Combinations : 1000+
 Code Length : 1 to 5
 Holdback : Yes
 Latch : Medium duty rim deadlatch
 Finish : SC

OPERATION

- Mechanical retraction of latch upon entry of correct sequence of code.

FEATURES

- Non-handed units.
- Reversible latch.
- Protective clutch mechanism.
- Fast code change whilst unit fitted.
- Suits doors 35-38mm thick.
- Light commercial & residential lock.



PRODUCT CODES

S00019 - 917-0000-26D-41 (NL100 SC) Lock

KABA Simplex/Unican 919 Lock


Outside Operation : Thumbturn on entry of code
 Inside Operation : Thumbturn - free exit
 Number Of Codes : One
 Combinations : 1000+
 Code Length : 1 to 5
 Holdback : Yes
 Latch : Medium duty rim deadlatch
 Finish : SC, SB

OPERATION

- Mechanical retraction of latch upon entry of correct sequence of code.

FEATURES

- Non-handed units.
- Reversible latch.
- Protective clutch mechanism.
- Fast code change whilst unit fitted.
- Suits doors 44-54mm thick.
- Light commercial & residential lock.



PRODUCT CODES

4910 - 919-0000-26D-41 (NL200 SC) Lock
 6018 - 919-0000-04-41 (NL200 SB) Lock

Mechanical Digital

KABA Simplex/Unican 919-3 Lock

Outside Operation : Thumbturn on entry of code
 Inside Operation : Small lever handle - free exit
 Number Of Codes : One
 Combinations : 1000+
 Code Length : 1 to 5
 Holdback : Yes
 Latch : Medium duty rim deadlatch
 Finish : SC


OPERATION

- Mechanical retraction of latch upon entry of correct sequence of code.

FEATURES

- Non-handed units.
- Reversible latch.
- Protective clutch mechanism.
- Fast code change whilst unit fitted.
- Suits doors 44-54mm thick.
- Light commercial & residential lock.

L683



Case Depth Required	Backset	Height	Width	Weather Resistant
94	65	127	65	✓

PRODUCT CODES

L683 - 919-3000-26D-41
 (NL200-03 SC) Lock

KABA Simplex/Unican 938 Lock

Outside Operation : Thumbturn on entry of code or by key
 Inside Operation : Thumbturn - free exit
 Number Of Codes : One
 Combinations : 1000+
 Code Length : 1 to 5
 Holdback : Yes
 Latch : Medium duty rim deadlatch
 Finishes : SC, SB

OPERATION

- Mechanical retraction of latch upon entry of correct sequence of code or by turning key.

FEATURES

- Non-handed units.
- Reversible latch.
- Protective clutch mechanism.
- Fast code change whilst unit fitted.
- Key override facility.
- Suits doors 44-54mm thick.
- Light commercial & residential lock.

6380



Case Depth Required	Backset	Height	Width	Weather Resistant
94	65	127	65	✓

PRODUCT CODES

6380 - 938-0000-04-41
 (NLM200 SB) Lock
 4916 - 938-0000-26D-41
 (NLM200 SC) Lock

KABA Simplex/Unican 904 Lock

Outside Operation : Thumbturn on entry of code
 Inside Operation : Thumbturn - free exit
 Number Of Codes : One
 Combinations : 1000+
 Code Length : 1 to 5
 Holdback : Yes
 Latch : Medium duty rim deadbolt
 Finish : SC


OPERATION

- Mechanical retraction of bolt upon entry of correct sequence of code.

FEATURES

- Non-handed units.
- Protective clutch mechanism.
- Fast code change whilst unit fitted.
- Suits doors 44-54mm thick.
- Light commercial & residential lock.

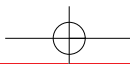
4901



Case Depth Required	Backset	Height	Width	Weather Resistant
94	65	127	65	✓

PRODUCT CODES

4901 - 904-0000-26D-41 Lock



Mechanical Digital

KABA Simplex/Unican Latch Backset Extension

FEATURES

- Extends 70mm latch to 95mm or 127mm.
- Suits 1000, L1000, & 6200 series.



6287

PRODUCT CODES

- 6287 - 204022 95mm Extension
- 8019 - 204023 127mm Extension

KABA Simplex/Unican Filler Plate

FEATURES

- Wrap around plate to repair / strengthen application. Pre-drilled to accept 1000 / L1000.
- Suits 1000, L1000 series.



L3940


PRODUCT CODES

- L3940 - 201518 SC Filler Plate

KABA Simplex/Unican Riser Plate

FEATURES

- Spacer frame to compensate for thinner doors.
- Suits 917, 919, 938 and 904.



L8180

PRODUCT CODES

- L8180 - 74468 SC Riser Plate

KABA Simplex/Unican Spy Shield

FEATURES

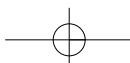
- Security cover to prevent code entry being overseen.
- Suits 1000 & L1000 series.

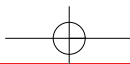


S45

PRODUCT CODES

- S45 - 201600 Black Shield





Mechanical Digital

KABA Simplex/Unican Spy Shield

FEATURES

- Security cover to prevent code entry being overseen.
- Suits 900 series.



PRODUCT CODES

L846 - 805 SC Shield

KABA Simplex/Unican Mortice Deadlatch

FEATURES

- 70mm deadlatch, 16mm bolt.
- Suits 1000, L1000, & 6200 series.



PRODUCT CODES

L8184 - 204168 PB Latch
L8187 - 204168 SC Latch

KABA Simplex/Unican Mortice Deadlatch

FEATURES

- 70mm deadlatch, 13mm bolt.
- Suits 6200 series.



PRODUCT CODES

L4614 - 204168 SC Latch

KABA Simplex/Unican Mortice Deadlatch

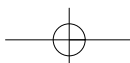
FEATURES

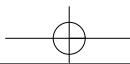
- Adjustable 60-70mm deadlatch, 13mm bolt.
- Suits 7000 series.



PRODUCT CODES

L10246 - 54444 Adj SC Latch
L10245 - 54444 Adj PB Latch





Mechanical Digital

KABA Simplex/Unican Rim Deadlatch

FEATURES

- Suits 7000 series.
- 60mm rim deadlatch case and strike.



L4969

PRODUCT CODES

L4969 - 4027 Black Deadlatch

KABA Simplex/Unican Combination Chamber

FEATURES

- Suits 1000, L1000, 3000 series.



7524

PRODUCT CODES

7524 - 74366 (M-56) Chamber

KABA Simplex/Unican Combination Chamber

FEATURES

- Suits 6200 series.



L4587

PRODUCT CODES

L4587 - 74870 Chamber

KABA Simplex/Unican Combination Chamber

FEATURES

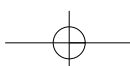
- Suits 7000 series.

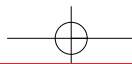


L4585

PRODUCT CODES

L4585 - 74660 (M-71) Chamber





Mechanical Digital

KABA Simplex/Unican Combination Chamber

FEATURES

- Suits 900 series.



L923

PRODUCT CODES

- L923 - 74080 (M-55) Chamber

KABA Simplex/Unican Clutch Assembly

FEATURES

- Suits 1000 series.



L3823

PRODUCT CODES

- L3823 - 201430 Clutch

KABA Simplex/Unican Clutch Assembly

FEATURES

- Suits L1000 series.



L3941

PRODUCT CODES

- L3941 - 201788 RH Clutch
- L3942 - 201789 LH Clutch

KABA Simplex/Unican Clutch Assembly

FEATURES

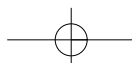
- Suits 7000 series.



L4617

PRODUCT CODES

- L4617 - 202027 Clutch





Mechanical Digital

KABA Simplex/Unican Clutch Assembly


- FEATURES**
- Suits 900 series.



- PRODUCT CODES**
- L3824 - 74103 Clutch

KABA Simplex/Unican Cylinder Removable Core

- FEATURES**
- Suits 1000 & L1000 series.



Please note: Key marked C is control key

- PRODUCT CODES**
- L4044 - 201484 KD SC Cylinder
 - L4046 - 201484 KD PB Cylinder
 - L9944 - 201484 KA SC Cylinder
 - L9945 - 201484 KA PB Cylinder
 - L13413 - 201484 SC Cylinder
 - Keyed Alike in Pairs

KABA Simplex/Unican Barrel Assembly


- FEATURES**
- Suits spring latch 900 series only.



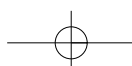
- PRODUCT CODES**
- L8179 - 74125 SC Barrel

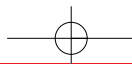
KABA Simplex/Unican Cylinder - Combination Plug

- FEATURES**
- Suits 1000 & L1000 series.



- PRODUCT CODES**
- L4609 - 201787 SC





Mechanical Digital

KABA Simplex/Unican Cylinder - Passage Set


- FEATURES**
- Suits 1000 & L1000 series.



PRODUCT CODES
L4611 - 201818 SC

KABA Simplex/Unican DF59 Installation Wrench Combination Code Change


- FEATURES**
- Suits 1000 & L1000 series.



PRODUCT CODES
L15446 - Kit Combination -
Change Key and Wrench

KABA Simplex/Unican Key Passage Set

- FEATURES**
- Suits 1000 & L1000 series.



PRODUCT CODES
L3944 - 201422 (DF5)

KABA Simplex/Unican Trim Plate

- FEATURES**
- Suits 1011, 1031, L1011 & L1031 series.



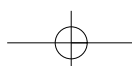
PRODUCT CODES
L12507 - 201736 Trim Plate SC

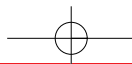
KABA SIMPLEX/UNICAN Threaded Ring

- FEATURES**
- Suits 1000 & L1000 series.



PRODUCT CODES
L12506 - 204169 Threaded Ring SC





Mechanical Digital



Simplex/Unican Thumbturn Return Spring Kit

FEATURES

- Suits 1000 & L1000 series.



L15443

PRODUCT CODES

- L15443 - 201019-000-01 & 20104-000-01 Knob Return Spring and Stop Plate Assembly



Simplex/Unican Lever Extension Spring

FEATURES

- Suits 1000 series.



L15444

PRODUCT CODES

- L15444 - Right Hand Stop Plate & Lever Extension Spring
- L15445 - Left Hand Stop Plate & Lever Extension Spring



Simplex/Unican Screw Fixing Pack

FEATURES

- Suits 1000 & L1000 series.



L8183

PRODUCT CODES

- L8183 - 204210 Fixing Pack



Simplex/Unican Cylinder Retainer Screw

FEATURES

- Pack of 10.
- Suits 3000 series.



L12523

PRODUCT CODES

- L12523 - 44214 SC Screw



Simplex/Unican Lever Handle

FEATURES

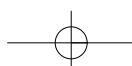
- Suits 900 series.



1990

PRODUCT CODES

- 1990 - 74437 SC Lever



Mechanical Digital

KABA Simplex/Unican Drive Shaft Assembly

FEATURES

- Non key bypass versions
- Suits 1000 & L1000 series.



L3959

PRODUCT CODES

L3959 - 201050 Drive Shaft

KABA Simplex/Unican Drive Shaft Assembly

FEATURES

- Key bypass versions
- Suits 1000 & L1000 series.



L4462


PRODUCT CODES

L4462 - 201547 Drive Shaft

KABA Simplex/Unican Sleeve - Combination Change

FEATURES

- Suits 1000 & L1000 series.



L3957

PRODUCT CODES

L3957 - 201336 Sleeve

KABA Simplex/Unican Sleeve - Passage Set

FEATURES

- Suits 1000 & L1000 series.



L4605

PRODUCT CODES

L4605 - 201350 Sleeve

KABA Simplex/Unican Chamber Release Cam

FEATURES

- Suits 1000 & L1000 series.
- For units with passage set.



L4606

PRODUCT CODES

L4606 - 201351 Chamber Release Cam

Mechanical Digital

KABA Simplex/Unican Cam Lever Actuator Stud

FEATURES

- Suits 1000 & L1000 series.
- For units with passage set.



L4607

PRODUCT CODES

- L4607 - 201352 Cam Lever Actuator Stud

KABA Simplex/Unican Internal Drive Sleeve

FEATURES

- Suits L1000 series.



L10606

PRODUCT CODES

- L10605 - 201727 LH Sleeve
- L10606 - 201733 RH Sleeve

KABA Simplex/Unican Spindle Kit

FEATURES

- Suits 7000 series.



L15447

PRODUCT CODES

- L15447 - 202007-000-01 & 202011-000-01 Together in kit 64769-000-01 (Tailpiece for Latch & Tailpiece for Combination Change)

KABA Simplex/Unican Surface Strike

FEATURES

- Suits 900 series.



4914

PRODUCT CODES

- 4914 - 74464 SC (101) Strike
- L4970 - 74464 SB (101) Strike

KABA Simplex/Unican Turn Only

FEATURES

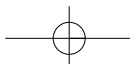
- Suits 900 series.



L12516

PRODUCT CODES

- L12516 - 74470 SC Turn



Mechanical Digital

KABA Intumescent Pack

SUITS THE FOLLOWING

- L17286 pack 1 suits 1000, L1000, 5000 & Eplex products.
- L17287 - Pack 2 suits 7000 series

FEATURES

- Pack 1 tested to 60 minutes.
- Pack 2 tested to 30 minutes.



PRODUCT CODES

- L17286 - Pack 1
- L17287 - Pack 2

KABA 1000 Series Service Repair Kit

KIT INCLUDES :

- Chamber, drive shaft assembly, clutch and knob return spring kit.



PRODUCT CODES

- L16413 - 1000 Series Re

UNION ASSA ABLOY Rebate Set

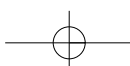
SUITS THE FOLLOWING

- Era 290-31, 291-31, 295-41 & 296-41.
- Lockey 1150, 2210, 2430, 2435, 2430DS & 2435K.
- Simplex/Unican 1000, L1000, 4000, 6000, 7000.
- ASEC 200 series.
- Codelocks 100, 200, 400 & 500 series (tubular latch on 500 series).



PRODUCT CODES

- L656 - 9094 13mm SC Rebate Set
- L655 - 9094 13mm PB Rebate Set
- L658 - 9094 25mm SC Rebate Set
- L657 - 9094 25mm PB Rebate Set



KeyCard Locking Systems

Ideal for Hotels, Student Accommodation and Apartment Blocks



R.F.I.D Electronic card locks have been specifically designed to work in conjunction with the hotel and accommodation industry. Card locking systems have become a recognised form of security throughout hotels, student accommodation and apartment blocks because of the administrators ability to manage multiple numbers of doors through one easy to manage software.

Stand Alone Access Control

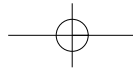
- No External Wiring
- Simple Installation & Setup
- Various Lock Models to suit all applications
- Cancel lost/stolen KeyCards
- Mechanical Key Override
- Customised KeyCard printing
- Cleaner & Management KeyCards
- Attractive Trade discounts



For Special orders ring the Access Control Department on 08444 125 101 (Option 4)



Tel: 01482 830334
 Fax: 01482 825372
www.TLJlimited.com



Light Duty Digi-Lock

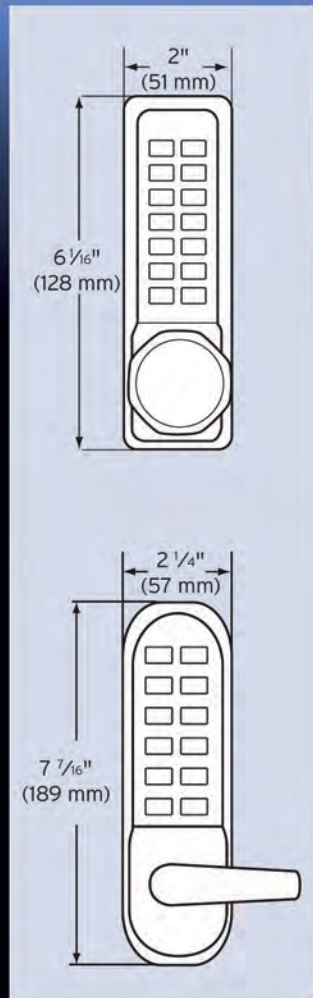
Introducing the first light duty push button locks by Kaba Simplex, offering a cost effective solution whilst still maintaining high quality and durability.


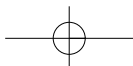
- Patented 'slide plate' prohibits unauthorised persons from determining the code.
- Available in satin stainless steel.
- Non handed.
- Latch holdback option easily changed - only one variant required.
- Single access code: one easy to manage code for all users.
- Suits metal or wood doors 35mm to 64mm.



L17085

L17086





Index

Battery Operated Locks

Briton® • Briton Cobra 698



• Codelocks 698 - 699



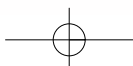
• Unican Eplex 699 - 700



• Paxton Easyprox 700



• Union Codelock 700



Battery Operated Locks

Briton Cobra CO-100

- Outside Operation : Lever handle on operation of code or via key override
- Inside Operation : Lever handle free exit
- Number Of Codes : 500
- Combinations : Hundreds
- Code Length : 3-6 digits
- Holdback : Yes (passage mode)
- Latch : 13mm latchbolt
- Finishes : Satin chrome

FEATURES

- Non handed - site reversible.
- Classroom / storeroom function means the unit is free to escape at all times.
- Door thickness - 44mm as standard.
- 4 x AA batteries.
- Cylinder : 6 pin Everest cylinder as standard FSIC and SFIC interchangeable formats available as special order. (small format interchangeable core).
- IP54.

L18150



Case Depth Required	Backset	Height	Width	Weather resistant
115	70	240	87	✓

PRODUCT CODES

L18150 - Briton CO-100 70mm SC



CLI000 Digital Cabinet Lock

- Power : 2 x 1.5V AAA Cells
- Finish : Silver Grey
- Material : Zamac
- Low battery Warning : Yes
- Code levels : (Master, sub master & user)
- User code Length : 4 digits
- Lock open time : 4 Seconds

FEATURES

- Quick retrofit for cam locks.
- Electronic Lock.
- Locker mode.
- The lock will signal low battery to the user via the red LED flashing.
- Simple 10 button keypad.
- All codes are 4 digits long.
- Battery powered.
- All parts/fixing/templates included.
- Silver Grey finish.

OPERATION

- Battery powered digital lock.

L15565



Case Depth Required	Backset	Height	Width	Weather Resistant
60	N/A	136	32	NO

PRODUCT CODES

L15135 - CLI000 Boxed
L15676 - CLI000 Visi

IP54 when used with gasket: CLI000DG



4000 Series

- Door Thickness : 35mm - 65mm
- Spindle types : 8mm spring loaded
- Body Material : Zinc alloy
- Finish : P.V.D (physical vapor deposition) : Stainless steel
- Batteries : 4 x AA cells
- Battery Life : 500,000 operations @ 2,900mAh
- Number of Codes : 90
- Combinations : millions
- Code Length : 4 - 6 digits
- Key Override : Yes
- Keyed Alike : Optional
- Programming : Via keypad
- Passage Mode : Yes

MORTICE LATCH

- Usage : Medium duty
- Follower : 8mm
- Backset : 60mm
- Required hole : 25mm diameter & 82mm deep

L15765



Case Depth Required	Backset	Height	Width	Weather Resistant
85	60	171	63	NO

PRODUCT CODES

L15765 - CL4010K

Battery Operated Locks



4000 Series

- Door Thickness : 35mm - 65mm
- Spindle types : 8mm spring loaded
- Body Material : Zinc Alloy
 - Finish : P.V.D (physical vapor deposition)
 - Stainless steel
- Batteries : 4 x AA Cells
- Battery Life : 500,000 operations @ 2,900mAh
- Number of Codes : 90
- Combinations : Millions
- Code Length : 4 - 6 digits
- Key Override : Yes
- Programming : Via keypad
- Passage Mode : Yes

MORTICE LATCH

- Usage : Medium duty follower : 8mm
- Backset : 60mm
- Required hole : 25mm diameter & 82mm deep

LI5763

Case Depth Required	Backset	Height	Width	Weather Resistant
85	60	171	63	NO

PRODUCT CODES

LI5763 - CL4010L



5000 Series

- Number Of Codes : 90 different user codes
- Combinations : Millions
- Code Length : 4, 5 or 6 digits long
- Passage Mode : Yes
 - Latch : Mortice latch
- Finishes : Stainless Steel

FEATURES

- Non handed.
- Medium duty for internal and external application.
- PVD Weather resistant.
- Connections for remote release by desk button or alarm.
- Tamper alarm & low battery warning.
- The non volatile memory retains settings when batteries are changed.
- Automatic fire alarm release.
- Incorrect code alarm.
- Suits doors to 35-65mm thick.
- Over 500,000 operations from 4 AA batteries.

LI4148

Case Depth Required	Backset	Height	Width	Weather Resistant
85	60	198	70	✓

PRODUCT CODES

LI4148 - 5010 SS Lock



Unican Eplex 2000 SC

- Function : Electronic push button lock
- Locking Device : Cylindrical latch
- Power Input : Battery operated (AA x 3)
- Battery Life Span : 100,000 operations
 - Handing : Non handed
- Key Override : Yes
- Operational Modes : Pin access, lockout and passage
- Code Length : 4-8 digits
- Re-lock Time : 2 -20 seconds adjustable
- Programming : Via keypad
- Fire Rating : UL 10C (Latch)
- Finishes : Satin chrome (26D)

FEATURES

- No wiring through door.
- Easily installed on wood or metal doors.
- Vandal resistant keypad.
- Suits 35-64mm thick doors.

LI5565

Case Depth Required	Backset	Height	Width	Weather Resistant
127	70	227	83	✓

PRODUCT CODES

LI5565 - E2031XSL-626-41 SC

Battery Operated Locks

KABA Unican Eplex 5000

- Outside Operation : Lever handle on operation of code
- Inside Operation : Lever handle free exit
- Number Of Codes : 100 access codes
- Combinations : 100
- Code Length : 4-8 digits
- Holdback : N/A
- Latch : 13mm throw latch floating face plate/ 19mm throw latch bevelled face plate
- Finishes : Satin Chrome

FEATURES

- Non handed.
- Requires no wiring through door.
- Passage can be set on/off or programmed to re-lock after a specific period.
- Codes can be set to manager, user or service level.
- Battery life up to 180,000 cycles (4 AA Alkaline batteries).
- User access programmed at the lock or managed with optional microsoft excel based software.
- Anti-tamper lockout disables lock after 3-9 invalid entry attempts for up to 90 seconds.
- Suits 35-57mm thick doors.
- Key override.

OPERATION

- Extra heavy duty for external and internal applications.
- 3 easy operations modes - combination pin, passage, lockout.
- Time interval between combination & re-lock is variable from 2-20 seconds.



PRODUCT CODES

L14628 - E5031XKWL-626-4I SC

Paxton 746 - 001 Easyprox Compact

- Outside Operation : Lever handle & proximity access
- Number of Users : 10,000
- Number of Card Packs : 100
- Door Open Time : 1-60 sec
- Access Levels : 3
- Operating Temperature : 0°C - 55°C
- Battery Type : Paxton pack
- Typical Battery Life : 30,000 operations or up to 5 years

FEATURES

- Battery powered - no need to wire it to the mains.
- Approximately 30,000 operations on one battery pack.
- Low battery warning.
- Uses proximity cards and fobs.
- Anti shim plunger - prevents cards from opening the lock.
- Surface mounted - no specialist tools required.
- Internal use only.



PRODUCT CODES

L16211 - Lock 746-927 Easy Prox Compact

ASSOCIATED PRODUCTS

L13236 - Card Pack 10 - 830-010G
 L13239 - Card Pack 25 - 830-025G
 L13241 - Card Pack 50 - 830-050G
 L13224 - Fob Pack 10-820-010G
 L13227 - Fob Pack 25-820-025G
 L13230 - Fob Pack 50-820-050G
 L13233 - Fob Pack 100-820-100G
 L13222 - Function Card Pack 820-000


NB. Keypad version available -
 L17035 - Keypad 746-583 Compact

UNIDEN ASSA ABLOY Codehandle Lever Furniture

- Outside Operation : Lever handle on operation of code
- Inside Operation : Lever handle free exit
- Number of Codes : 9 user codes and 1 master code
- Battery Type : 2x CR2, 3V lithium batteries
- Typical Battery Life : Approximately 100,000 operations

FEATURES

- Supplied as lever handle set complete with roses, spindles & fixings.
- Entering an incorrect code 5 times blocks handle for 3 minutes.
- Manual or automatic locking.
- Low battery indicator when 500 operations remain.
- Visual and acoustic feedback.



PRODUCT CODES

L17469 - J-EI200-02 LH-SS LH
 L17470 - J-EI200-02 RH-SS RH

Hey good locking...



CODELOCKS LTD

Tel: +44 (0) 1635 239645 Email: sales@codelocks.co.uk

Fax: +44 (0) 1635 239644 Web: www.codelocks.co.uk



Lean and Green

Self - Powered Electronic Access Control



E-plex 2000 with POWERSTAR™



- Powerstar Patented Technology Powers the lock with each turn of the lever
- No batteries to replace - saves money and helps the environment
- Tested to 1 million cycles
- Provides lower cost of ownership
- Helps the environment
- Easy to install, use and maintain



LI8049





Index

Electronic Keypads



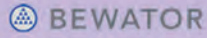
• **Asec** 704



• **ACT** 704 - 705

alpro

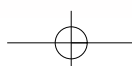
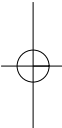
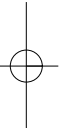
• **Alpro** 705



• **Bewator** 705 - 706



• **Paxton** 707 - 708



Electronic Keypads



AS288-200 Keypad Kit

- Operation : F/L or F/U selectable output
- Supply Voltage : 9 - 15V DC
- Maximum Load Current : 1 amp
- Number of Codes : 120
- Code Length : 4 - 8 digits
- Programming : Via keypad
- Audible Indication : Yes
- Visual Indication : Yes - LED
- Connections : Pre wired (3 metres)
- IP Rating : IP 67
- Finish : Plastic
- Controller Required : No, built in solid state output.
- Suitability : Not recommended for first point access.

FEATURES

- For low duty applications.
 - Programming via keypad.
 - Incorrect code lockout.
 - Solid state keypad (no relay contacts).
 - Narrow and slim design.
 - Lock open time 1-99 seconds.
 - Door bell facility.
 - Non-volatile memory.
- Note:* This keypad has no exit button facility.



PRODUCT CODES

AS8029 - Asec Keypad Kit AS 288-200

KIT INCLUDES

- 1 x AS8028 - ASEC Keypad AS288-100
- 1 x LI1650 - PSU 12V DC 1A 998-241
- 1 x AS9539 - Release 12V DC Mortice Fail Locked
- 1 x AS9508 - Surface Case Inward Opening



ACT5 Keypad

- Supply Voltage : 12V / 24V AC / DC
- Relay Rating : Maximum 5 amp, 30V DC (1 relay)
- Number of codes : 10
- Code Length : 4 or 6 digits
- Rating : External
- Finish : Grey
- Audible Indication : Yes
- Visual Indication : Yes
- Connections : Terminals
- Controller Required : No

FEATURES

- Push to exit input.
- Incorrect code lockout.
- Toggle mode.
- Keypad backlighting.
- Potted electronics.
- Mounts on to standard single gang electrical back box.



PRODUCT CODES

LI8041 - ACT 5 Keypad



ACT 10 Keypad

- Supply Voltage : 12/24V AC/DC
- Lock Relay : Max 5 amp @ 12/24V AC/DC
- Current Consumption : 0.12A
- Number Of Codes : 10
- Code Length : 4 or 6 digits
- Rating : External
- Finish : Grey
- Audible Indication : Yes
- Visual Indication : Yes
- Connections : Terminals
- Controller Required : No

FEATURES

- Backlit buttons.
- Programming via the keypad.
- Fire/intruder alarm interface.
- Dual code facility.
- Interlock facility.
- Duress code option.
- 2 additional outputs.
- Lock open time 1- 60 seconds or toggle mode.
- Non-volatile memory.



PRODUCT CODES

L9057 - ACT10 Keypad

Electronic Keypads



10W Weather Shield

FEATURES

- Weather shield cover plate to suit ACT10 keypad.
- Note: Keypad not included.



L9058

PRODUCT CODES

L9058 - ACT10W Weather Shield

alpro AS626S-200 (Piezo) Keypad

- Supply Voltage : 12V AC 12/24V DC
- Lock Relay : Max 2 amp @ 12V AC, 12/24 DC
- Current Consumption : 0.12A
- Number of User Codes : 200
- Code Length : 4 to 8 digits
- Rating : External (IP68)
- Finish : Stainless steel
- Audible Indication : Yes
- Visual Indication : Yes
- Connections : Pre-wired - 3 metres
- Controller Required : No

FEATURES

- Tamper resistant (solid metal housing).
- Touch sensitive buttons - solid state piezo technology.
- Sample code programming.
- Non-volatile memory.
- Programming via keypad.



L12254

Length	Width	Depth	Weather Resistant
181	45	21	✓

PRODUCT CODES

L12254 - AS626S - 200 SC Keypad

BEWATOR K42 Keypad

- Supply Voltage : 12/24V AC/DC
- Lock Relay : Max 1 amp @ 12/24V AC/DC
- Current Consumption : 0.035A
- Number Of Codes : 2
- Code Length : 4 digits
- Rating : External
- Finish : Grey
- Audible Indication : No
- Visual Indication : Yes
- Connections : Terminals
- Controller Required : No

FEATURES

- Backlit buttons.
- Programming done internally (jumper pins).
- Lock open time 1-30 seconds.
- High security keys required for code change.
- Non-volatile memory.



L5580

Length	Width	Depth	Weather Resistant
140	80	40	✓

PRODUCT CODES

L5580 - K42 Keypad

Electronic Keypads

BEWATOR K44 Keypad

- Supply Voltage : 12/24V AC/DC
- Lock Relay : Max 1 amp @ 12/24V AC/DC
- Current Consumption : 0.075A
- Number Of Codes : 30
- Code Length : 4 or 6 digits
- Rating : External
- Finish : Grey
- Audible Indication : Yes
- Visual Indication : Yes
- Connections : Terminals
- Controller Required : No

FEATURES

- Backlit buttons.
- Two relay output.
- Lock open time 1-99 seconds.
- Two door interlock facility.
- Non-volatile memory.
- Programming done internally (jumper pins).



PRODUCT CODES

L8633 - K44 Keypad

BEWATOR BB3 Flush Kit

FEATURES

- Flush mounting kit to suit K42/K44 keypad.
- Note: Keypad not included.



PRODUCT CODES

L5724 - BB3 Flush Kit

BEWATOR IS-391 Spy Shield

FEATURES

- Spy shield to suit K42/K44 keypad.



PRODUCT CODES

L8634 - IS-391 Spy Shield

Electronic Keypads





Touchlock Compact Series Keypads

Supply Voltage : 12V DC
 Current Consumption : 0.3A
 Relay Rating : 1 Amp
 Number of Codes : 50
 Code Length : 4-8 digits
 Programming : Via keypad
 Audible Indication : Yes
 Visual Indication : Yes - LED
 Door Open Time : 1-99 seconds
 Connections : Pre wired (3M)
 IP Rating : IP67
 Finish : Plastic
 Controller Required : No, built in solid state output
 Suitability Point Access : Not recommended for first point access

FEATURES

- Lock open time 1-99 seconds.
- Solid state keypad (no relay contacts).
- Door bell & duress facility.
- Incorrect code lockout.
- Non-volatile memory.

	LI6235	LI4451	LI4450	
				
	Height	Width	Depth	Weather Resistant
K38 Keypad	78	38	12	✓
K50 Keypad	100	50	15	✓
K75 Keypad	143	75	16	✓

PRODUCT CODES

LI4450 - K38 Keypad 331-210 Compact
 LI4451 - K50 Keypad 351-210 Compact
 LI6235 - K75 Keypad 371-210 Compact



Touchlock Compact Series Stainless Steel Keypads

Supply Voltage : 12V DC
 Current Consumption : 0.3A
 Relay Rating : 1A
 Number of Code : 50
 Code Length : 4 - 8 digits
 Programming : Via keypad
 Audible Indication : Yes
 Visual Indication : Yes - LED
 Door Open time : 1-99 seconds
 Connections : Pre wired (3M)
 IP Rating : IP 67
 Finish : Stainless steel
 Controller Required : No, built in solid state output.
 Suitability : Not recommended for first point access.

FEATURES

- Lock open time 1-99 seconds.
- Door bell & duress facility.
- Incorrect code lockout.
- Solid state keypad (no relay contacts).
- Non-volatile memory.

	LI4663	LI4453	LI4452	
				
	Length	Width	Depth	Weather Resistant
K38 Keypad	78	38	12	✓
K50 Keypad	100	50	15	✓
K75 Keypad	143	75	16	✓

PRODUCT CODES

LI4452 - K38 - Keypad 332-210 Compact Stainless Steel
 LI4453 - K50 - Keypad 352-210 Compact Stainless Steel
 LI4663 - K75 - Keypad 372-210 Compact Stainless Steel
 LI7124 - Keypad 521-836 Compact Stainless Steel Vandal Resistant



Touchlock Switch2/Net2 Keypads

Supply Voltage : 12V DC
 Current Consumption : 0.3A
 Code Length : 4 - 8 Digits
 Programming : Via keypad or Net2 software
 Audible Indication : Yes
 Visual Indication : Yes - LED
 Door Open Time : 1-99 Seconds
 Connections : Pre wired (3M)
 IP Rating : IP 67
 Finish : Plastic

FEATURES

- Lock open time 1-99 seconds.
- Door bell & duress facility.
- Incorrect code lockout.

	LI4153	LI4152	LI4151	
				
	Length	Width	Depth	Weather Resistant
K38 Keypad	78	38	12	✓
K50 Keypad	100	50	15	✓
K75 Keypad	143	75	16	✓

PRODUCT CODES

LI4151 - 331-110 K38 Touchlock Keypad
 LI4152 - 351-110 K50 Touchlock Keypad
 LI4153 - 371-110 K75 Touchlock Keypad

COMPATIBLE WITH:

Switch2 and Net2 Control Units

Electronic Keypads


Paxton Touchlock Switch2/Net2 Stainless Steel Keypads

Supply Voltage : 12V DC
 Current Consumption : 0.3A
 Code Length : 4 - 8 Digits
 Programming : Via keypad or Net2 Software
 Audible Indication : Yes
 Visual Indication : Yes - LED
 Door Open Time : 1-99 Seconds
 Connections : Pre wired (3M)
 IP Rating : IP 67
 Finish : Stainless steel
 Controller Required : Yes, Switch2 Net2

FEATURES

- Lock open time 1-99 seconds.
- Door bell & duress facility.
- Incorrect code lockout.

L14150 L14149 L14667



	Length	Width	Depth	Weather Resistant
K38 Keypad	78	38	12	✓
K50 Keypad	100	50	15	✓
K75 Keypad	143	75	16	✓

PRODUCT CODES

- L14667 - 332-110 K38 Touchlock SS Keypad
- L14149 - 352-110 K50 Touchlock SS Keypad
- L14150 - 372-110 K75 Touchlock SS Keypad

- L17036 - 521-715 Stainless Steel Keypad Vandal Resistant

COMPATIBLE WITH:

Switch2 and Net2 Control Units

Paxton Proximity Switch2/Net2 Keypads

Supply Voltage : 12V DC
 Current Consumption : 0.3A
 Code Length : 4 - 8 digits
 Programming : Via keypad or Net2 software
 Audible Indication : Yes
 Visual Indication : Yes - LED
 Door Open Time : 1-99 seconds
 Connections : Pre wired (3M)
 IP Rating : IP 67
 Finish : Plastic
 Controller Required : Yes, Switch2 or Net2

FEATURES

- Lock open time 1-99 seconds.
- Door bell & duress facility.
- Incorrect code lockout.

L14664 / L14665



	Length	Width	Depth	Weather Resistant
KP50	100	50	15	✗
KP75	143	75	16	✗

PRODUCT CODES

- L14664 - 355-110 KP50 Proximity Keypad
- L14665 - 375-110 KP75 Proximity Keypad

COMPATIBLE WITH:

Switch2 and Net2 Control Units


Paxton 405-500 Switch 2 Control Unit

Supply Voltage : 12V DC
 Lock Relay : Max 5 amp @ 12V DC
 Current Consumption : 0.08A
 Number Of Cards : 10,000
 Number Of Doors (Max) : 1
 Number Of Readers (Max) : 2
 Visual Display : No

FEATURES

- Lock open time 1-60 seconds.
- Incorrect code lockout.
- Non-volatile memory.

L11578



	Height	Width	Depth	Weather Resistant
PCB	70	72	20	✗

PRODUCT CODES

- L11578 - 405-321 PCB Only
- L13112 - 242-166 C/W PSU 12V DC 1A

ASSOCIATED PRODUCTS

PLASTIC

- L14151 - K38 Touchlock Keypad 331-110
- L14152 - K50 Touchlock Keypad 351-110
- L14153 - K75 Touchlock Keypad 371-110

STAINLESS STEEL

- L14667 - K38 Touchlock SS Keypad 332-110
- L14149 - K50 Touchlock SS Keypad 352-110
- L14150 - K75 Touchlock SS Keypad 372-110

READER KEYPADS

- L14664 - KP50 Proximity Keypads 355-110
- L14665 - KP75 Proximity Keypads 375-110

Electronic Keypads

**ALDRIDGE
ACCESS**

ICS Access Control Products

NEW

**Keypad Kit
DG-180**



Elegance in Access Control

The DG-180 is ultra slim peizo touch digital keypad

- Relay Strike Time 1-99 Secs or Toggle Mode
- Relay Rating 7amp @ 120VAC
- Operating Voltage 12VDC
- Current Draw 50MA
- Keypad Rated IP65
- 1000 User Codes
- 2 Relay Outputs
- LED Indicators



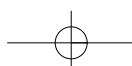
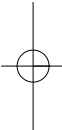
**Supplied with
2A PSU & Controller**

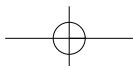
Keypad Size W=44mm H=155mm D=12mm

L18025

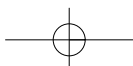
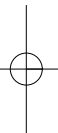


Electronic Keypads Notes





 BEWATOR	• Bewator	712
	• PAC	712 - 715
	• Paxton	715 - 728
	• KABA	728 - 729
	• Asec	729



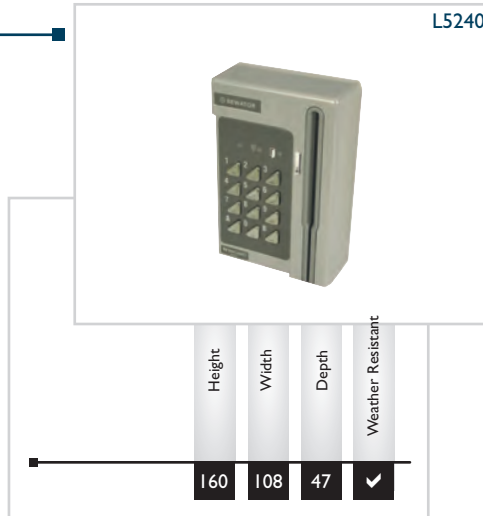
Proximity Access

BEWATOR BC615 Card Reader & Keypad

- Format : Swipe card and keypad
- Input Voltage : 12V / 24V AC/DC
- Current Consumption : 0.1A
- Relay Rating : 2 Amp max.
- Controller Required : NO (stand alone)
- Number of Users : 500
- Number of Doors : 1
- Visual Display : Yes (LED)
- Finish : Grey metal
- IP Rating : IP65

FEATURES

- Back lit keypad.
- Internal/external.
- Designed to IP55.
- Lock open time 1-99 seconds.



PRODUCT CODES

- L5240 - BC615 Card Reader & Keypad

BEWATOR IB-I Magstripe Card

FEATURES

- To suit BC615.
- Can be loaded individually or block loaded.
- No site code required.
- Random cards supplied in sequential blocks.



PRODUCT CODES

- L3849 - IB-I Magstripe Cards

PAC Easikey Mullion Reader

- Format : Proximity (Easikey)
- Rating : External
- Finish : Black or white
- Read Range : Max 25mm
- Connections : Terminals
- Visual Indication : Yes
- Controller Required : 20370, 21277, 21452

FEATURES

- 8 core alarm cable required.
- Max 100 metres.



PRODUCT CODES

- L5243 - 20073 Black Reader
- L9950 - 20067 White Reader

Proximity Access



20424 One Prox Vandal Resistant DDA Reader

Format : Proximity
 Input Voltage : 10.5V - 20V DC
 Current Consumption : <0.085A
 Operating Temperature : -20°C - +55°C
 Controller Required : 20370, 21277, 21452
 IP Rating : IP66
 Connections : Terminals
 Card/Token Range : 49mm
 Visual Indication : Yes (LED)
 Finish : Stainless steel

FEATURES

- Attractive robust stainless steel reader.
- Suitable for DDA applications.
- Compatible with easy key and keypack.



PRODUCT CODES

L15162 - 20424 Reader




Reader 20048 Panel Mount

Format : Proximity (PAC, 26-34 Bit Wiegand)
 Input Voltage : 10.5 - 28V DC
 Current Consumption : <0.1A
 Finish : Plastic
 Operating Temperature : -20°C to +55°C
 Controller Required : Yes
 IP Rating : IP66
 Connections : Terminals
 Card / Token Range : 10mm
 Visual Indication : Yes (LED)

FEATURES

- Attractive back lit design.
- Weather resistant.
- Suitable for various entry panel applications.



PRODUCT CODES

L14548 - PAC Reader 20049 Panel Mount



20370 Easikey 99 Controller

Built In Power Supply : No
 Supply Voltage : 12V DC
 Lock Relay : Max 2 amp @ 12/24V DC
 Current Consumption : 0.19A
 Number Of Users : 99
 Number Of Doors (Max) : 2
 Number Of Readers (Max) : 4
 Visual Display : Yes
 Compatible Readers
 Proximity : 20377 & 20424

FEATURES

- Built-in proximity reader for internal programming.
- Restricted access for 2 door setup.
- Two controllers linked to provide 198 user setup.
- LED display for simple programming.



PRODUCT CODES

L5242 - 20370 Controller

Proximity Access

PAC 21277 Boxed Easikey 99 Controller

Built In Power Supply : Yes, 12/24V DC, 3 amp
 Lock Relay : Max 2 amp @ 12/24V DC
 Current Consumption : 0.19A
 Number Of Users : 99
 Number Of Doors (Max) : 2
 Number Of Readers (Max) : 4
 Visual Display : Yes
 Compatible Readers
 Proximity : 20377 & 20424

FEATURES

- Built-in proximity reader for internal programming.
- Restricted access for 2 door setup.
- Two controllers linked to provide 198 user set up.
- Integral 12 volt 3 amp PSU.
- Housed within a lockable metal casing.



PRODUCT CODES

L8542 - 21277 Controller

PAC Easikey 1000 Boxed Controller

Built In Power Supply : Yes, 12V DC, 3 amp
 Lock Relay : Max 1 amp @ 12V DC
 Current Consumption : 0.45A
 Number Of Users : 1,000
 Number Of Doors (Max) : 2
 Number Of Readers (Max) : 4
 Visual Display : Yes
 Compatible Readers
 Proximity : 20377 & 20424

FEATURES

- Built-in proximity reader for internal programming.
- Door monitoring for status alarms.
- Housed within a lockable metal casing.
- Integral 12 volt 2 amp PSU.
- Printer output facility (1000 logged events).



PRODUCT CODES

L9956 - 21452 Controller with Cut Outs

PAC 21020 Proximity Fob For Easikey

FEATURES

- Individual unique fobs.
- Black finish.



PRODUCT CODES

L5244 - 21020 Proximity Fobs

PAC 21039 Proximity ISO Card For Easikey

FEATURES

- Pack of ten.
- White version.
- Individual unique cards.



PRODUCT CODES

L9957 - 21039 Proximity Card
 Pack of 10

Proximity Access



20250 Proximity Fob For Keypac Solo

LI0794

FEATURES

- Individual unique fobs.
- Black finish.



PRODUCT CODES

LI0794 - 20250 Proximity Fob



Proximity P Series Compact Readers

Format : Proximity
 Supply Voltage : 12V DC
 Lock Output : 12V DC
 Current Consumption : 0.3A
 Number of Uses : 10,000
 Rating : IP67 except for 373-220
 Finish : Plastic (black or white covers).
 Connections : Pre-wired 3m
 Read Range : Fob = 50mm
 Card = 80mm
 Watch Prox = 35m
 Controller required : No - stand alone

	Height	Width	Depth	Weather Resistant
P38	78	38	12.5	✓
P50	100	50	15	✓
P75	143	75	16	✓

FEATURES

- A lost card can be deleted in seconds.
- Extra card packs can be added.
- Control over access by token colour with function card pack.
- Up to 10,000 users on one site.

PRODUCT CODES

LI4454 - Reader 333-210
 Compact Prox P38
 LI4455 - Reader 353-210
 Compact Prox P50
 LI4680 - 373-210 P75
 Compact Reader



326-735 Compact Vandal Proof Proximity Reader

LI1641

Format : Proximity
 Supply Voltage : 12V DC
 Lock Output : 12V DC
 Current Consumption : 0.3A
 Number Of Users : 10,000
 Rating : IP67
 Finish : Choice of 2 colours (supplied)
 Black / white
 Connections : Pre-wired - 3 metres
 Read Range : Max 40mm
 Controller required : No

	Height	Width	Depth	Weather Resistant
	48	30	9	✓

FEATURES

- Fully concealed 'bullet type' reader.
- Simple wiring & installation.
- Pre-encoded cards/tokens for easy setup.
- Proximity programmer for site encoding available.
- Fully sealed IP67 rated.
- FL/FU selectable output via card pack.

PRODUCT CODES

LI1641 - 326-735 Vandal Proof Reader

Proximity Access




945-803SC Compact Cardlock Reader

- Format : Magstripe
- Supply Voltage : 12V DC
- Lock Output : 12V DC
- Current Consumption : 1 Amp 0.3A
- Number Of Users : 10,000
- IP Rating : IP67 or IPX7
- Finish : Satin Chrome
- Connections : Pre-wired - 3 metres
- Controller Required : No (stand alone)
- Audible Indication : Yes
- Visual Indication : Yes (LED)

FEATURES

- Slimline design.
- Fully sealed IPX7 rated.
- Pre-coded cards for easy setup.
- Simple wiring and installation.
- Built-in 'solid state' controls.
- FL/FU selectable output via function card pad.

L4220



Height	Width	Depth	Weather Resistant
89	34	34	✓

PRODUCT CODES

L4220 - 945-803 SC Reader





Proximity P Series Switch2 / Net2 Readers


- Format : Proximity (clock and data)
- Rating : IP67 rated
- Finish : Black / white
- Read Range : Up to 100mm with cards & ISO cards
- Connection : Pre wired
- Visual Indication : Yes
- Controller Required : Switch2 or Net2

FEATURES

- Use with Switch2 or Net2.
- Easy Mounting.
- 40mm deep.
- Suitable for external use.
- Supplied with a choice of black or white fascias.

L14154


L13734


L14666


	Height	Width	Depth	Weather Resistant
P38	78	38	12.5	✓
P50	100	50	15	✓
P75	143	75	16	✓
P200	200	200	15	✓

PRODUCT CODES

L14154 - P38 Reader 333-110
 L13734 - P50 Reader 353-110
 L14666 - P75 Reader 373-110
 L15047 - P200 Reader 323-110

Proximity Access



568-855 Proximity Vandal Proof Reader Switch2 / Net2

Format : Proximity (clock and data)
 Rating : IP67
 Finish : Black and white
 Read Range : 40mm
 Connection ; Pre-wired
 Visual Indication : No
 Controller Required : Yes (Net2 or Switch2)
 Fitting : In wall or frame

FEATURES

- Fully concealed 'bullet type' reader.
- Vandal resistant.
- Different colour covers available.



PRODUCT CODES

LI1647 - 568-855 Proximity Vandal Proof Reader Switch2 / Net2



390-747 Proximity Metal Reader Switch2 / Net2

Format : Proximity (clock and data)
 Rating : IP67 rated
 Finish : Cast metal housing with satin chrome finish
 Read Range : Keyfob: 40mm
 Token/ISO card: 50mm
 Watchprox: 10mm
 Connection : Pre wired
 Visual Indication : Yes
 Controller Required : Switch2 or Net2

FEATURES

- For use with Switch2 & Net2 systems.
- Designed for mounting on metal.
- Suitable for external use.
- Metal construction.
- Supplied with security screws and key.



PRODUCT CODES

LI3490 - Reader 390-747 Proximity Metal Reader



390-135 Proximity Panel Mount Reader Switch2 / Net2

Format : Proximity (clock and data)
 Rating : IP67 rated
 Finish : Clear polycarbonate cover
 Read Range : Key fob: 40mm
 Token/ISO Card: 50mm
 Watchprox: 10mm
 Connection : Pre wired
 Visual Indication : Yes
 Controller Required : Switch2 or Net2

FEATURES

- For use with Switch2 & Net2 systems.
- Designed for use in audio/video entry panels.
- Can also be fitted into posts to control car park barriers.
- A token is read holding it within close proximity of the reader.
- Fits in 40mm cut out.
- To fit 49mm fixing studs.



PRODUCT CODES

LI13838 - Proximity 390-135 Panel Mount Reader

Proximity Access




500-010 Proximity Marine Reader Switch2 / Net2

- Format : Proximity
- Rating : IP67 rated
- Finish : Stainless steel (marine grade)
- Read Range : 40mm
- Connection : Pre wired
- Visual Indication : Yes (back lit)
- Controller Required : Switch2 or Net2
- Fitting : Surface

FEATURES

- Suitable for marine and other harsh environments.
- Blue backlight for high visibility.



LI5688

Diameter

Depth

105

15

PRODUCT CODES

- LI5688 - 500-010 Proximity Marine Reader



360-864 Architectural Proximity Reader

- Format : Proximity (clock and data)
- Rating : IPX7
- Finish : Glass / wood / stone
- Read Range : 40mm
- Connection : Prewired 5m
- Visual Indication : Yes (LED)
- Controller Required : Yes Switch2 / Net2
- Fitting : Flush

FEATURES

- Designer reader to match interior of buildings.
- 3 standard inserts available.
- 2 bezel styles available.



LI5753

Length

Width

Depth

Weather Resistant

Reader

110

70

10

X

Back Box

100

60

25

X

PRODUCT CODES

- LI5751 - 360-864BL Architectural Reader Matt Black
- LI5752 - 260-864 GG Architectural Reader Gun Metal Grey
- LI5753 - 360-864 SC Architectural Reader Satin Chrome

ASSOCIATED PRODUCTS

- LI5754 - 361-001-Wood Insert
- LI5755 - 361-002-Stone Insert
- LI5756 - 361-003-Glass Insert



Architectural Inserts

FEATURES

- Reader can accommodate customised inserts.



LI5755

LI5754

LI5756

PRODUCT CODES

- LI5754 - 361-001-Wood Insert
- LI5755 - 361-002-Stone Insert
- LI5756 - 361-003-Glass Insert

ASSOCIATED PRODUCTS

- LI5751 - 360-864BL Architectural Reader Matt Black
- LI5752 - 260-864 GG Architectural Reader Gun Metal Grey
- LI5753 - 360-864 SC Architectural Reader Satin Chrome

Proximity Access



Proximity KP Series Keypads Net2 / Switch2

Format : Proximity + keypad
 Rating : IP67 rated
 Finish : Black / white
 Read Range : Up to 100mm with cards
 & ISO cards
 Connection : Pre-wired
 Visual Indication : Yes
 Controller Required : Switch2 or Net2

FEATURES

- Keypad & Proximity reader all in one.
- Easy Mounting.
- Low profile - less than 16mm deep.
- Suitable for external use.
- Allows card plus pin or code.
- 2 sizes.
- Supplied with a choice of black or white bezel.

L14664

	Height	Width	Depth	Weather Resistant
KP50	100	50	15	✓
KP75	143	75	16	✓

PRODUCT CODES

- L14664 - Keypad KP50 355-110 Proximity
- L14665 - Keypad KP75 375-110 Proximity



409-71 ISC Cardlock Reader Switch2 / Net2

Format : Magstripe
 Rating : IP67 or IPX7
 Finish : Satin chrome
 Connections : Pre-wired - 5 metres
 Audible Indication : Yes
 Visual Indication : Yes
 Controller Required : Switch 2, Net2

FEATURES

- Slimline design.
- Fully sealed IPX7 rated.
- Max distance from controller - 100 metres.

L5424

	Height	Width	Depth	Weather Resistant
	89	34	34	✓

PRODUCT CODES

- L5424 - 409-71 SC Reader



266-898 Cardlock Reader Switch2 / Net2

Format : Magstripe
 Rating : IPX7 or IP67
 Finish : Black plastic
 Connections : Pre-wired - 5 metres
 Audible Indication : Yes
 Visual Indication : Yes
 Controller Required : Switch 2, Net2

FEATURES

- Slimline design.
- Toughened plastic casing.
- IPX7 rated / fully sealed / water proof.
- Max distance from controller - 100 metres.

L11638

	Height	Width	Depth	Weather Resistant
	89	34	34	✓

PRODUCT CODES

- L11638 - 266-898 Reader

Proximity Access



Energy Saving Reader Switch2 & Net2

Format : Proximity (clock and data)
 Rating : IP67 rated
 Finish : Black/white
 Connection : Pre wired
 Visual Indication : Yes
 Controller Required : Switch2 or Net2

FEATURES

- Help save on energy costs.
- Ideal for conference rooms, offices etc.
- Use with Switch2 or Net2.
- Easy Mounting.
- 40mm deep.
- Suitable for external use.
- Supplied with a choice of black or white fascias.



PRODUCT CODES

LI6429 - 595-248 Energy Saving Reader

ASSOCIATED PRODUCTS

LI6426 - 477-268 Net2 USB Desktop Reader.

Coming Soon: 477-384 Ethernet bridge.




339-111 Universal Proximity Readers

Format : Proximity
 Rating : IP67 rated
 Finish : Black/white
 Read Range : Up to 100mm
 Connection : Pre wired
 Visual Indication : Yes
 Controller Required : Net2+ other 3rd party controllers
 Check for suitability

FEATURES

- Suitable for extreme weather conditions.
- No need to programme the reader; it works with most EM tokens including PAC and Impro, TDSI and also with Paxton Access tokens.
- OEM reader can be used with other access control systems.
- Cable length 5m.



PRODUCT CODES

LI4689 - Reader 339-111 Universal Prox Clock & Data P38

LI5750 - Reader 358-110 Universal Wiegand P50 EM Tokens




Switch2 Control Unit

Built In Power Supply : Yes (LI3112 only)
 Supply Voltage : 12V DC
 Relay Output : Max 5 amp @ 12V DC
 Current Consumption : 0.08A
 Number Of Users : 10,000
 Number Of Doors (Max) : 1
 Number Of Readers (Max) : 2

FEATURES

- Boxed/unboxed versions.
- Pre-encoded cards/tokens for easy setup.
- Proximity programmer available for site encoding.
- Control on safe side of door.
- Door contact input and alarm output.
- Simple upgrade procedure for Net2 PC based setup.



PRODUCT CODES

LI1578 - 405-321 PCB

LI3112 - 242-166 + 12V DC 1A PSU in Plastic Housing

Proximity Access



Net2 Classic & Net2 Plus Control Unit

LI0099



- Built In Power Supply : No
- Supply Voltage : 12V DC
- Relay Output : Max 5 amps @ 12V DC
- Current Consumption : 0.35A
- Number Of Users : Classic 10,000 / Net2 Plus 50,000
- Number Of Doors (Max) : 1
- Number Of Readers (Max) : 2
- Visual Displays : Yes Diagnostic LED's

FEATURES

- Boxed/unboxed versions.
- Easy setup & administration of card/tokens.
- Software available Net2 standard & Net2 professional.
- Alarm, tamper and PSU inputs.
- Logged events held in memory.
- Diagnostic display feature.
- Net2 Plus C/W TCP/IP output.

Please refer to the Paxton reader/keypad information for compatible units.
Net2 is also compatible with many 3rd party readers.
Please see the Paxton Access website for more details.

	Height	Width	Depth	Weather Resistant
PCB	102	116	30	X
Boxed	170	175	40	X

PRODUCT CODES

- LI0099 - 489-334 Net2 Classic PCB
- LI1010 - 385-527 Net2 Classic PCB in Plastic Housing
- LI7061 - 682-493 Net2 Plus PCB

For information on compatibility, support and minimum PC specifications, please visit: <http://paxton.info/720>



Net2 Classic & Net2 Plus Control Unit C/W Boxed 2 Amp PSU

LI7060



- Built In Power Supply : Yes - 12V DC 2 amp
- Supply Voltage : 12V DC
- Relay Output : Max 5 amp @ 12V DC
- Current Consumption : 0.35A
- Number Of Users : Classic 10,000 / Net2 Plus 50,000
- Number Of Doors (Max) : 1 per controller
- Number Of Readers (Max) : 2
- Visual Displays : Diagnostic LED's

FEATURES

- Large PSU casing allowing for battery backup.
- Easy setup & administration of cards/tokens.
- Software available Net2 standard & Net2 professional.
- Alarm, tamper and PSU inputs.
- Logged events held in memory.
- Diagnostic display feature.
- Net2 Plus C/W TCP/IP output.

Please refer to the Paxton reader/keypad information for compatible units.
Net2 is also compatible with many 3rd party readers.
Please see the Paxton Access website for more details.

	Height	Width	Depth	Weather Resistant
Net2 in metal cabinet	320	232	80	X
Net2 in plastic cabinet	319	233	75	X

PRODUCT CODES

- LI1649 - 411-381 Net2 Classic C/W Metal PSU
- LI6427 - 411-501 Net2 Classic C/W Plastic PSU
- LI7059 - 682-813 Net2 Plus C/W Metal PSU
- LI7060 - 682-531 Net2 Plus C/W Plastic PSU

For information on compatibility, support and minimum PC specifications, please visit: <http://paxton.info/720>



Net2 Nano Controllers

LI5747



- Built in Power Supply : No
- Supply Voltage : 12V DC
- Current Consumption : 0.1A
- Relay Outputs : 2 @ 2 Amp each
- Switchable Voltage : 48V DC
- Number of Users : 10,000
- Number of Doors : 1
- Number of Readers : 1 per port
- Maximum Number of ACU'S : 30 per bridge
- Number of Codes : 1000
- Code Length : 4-8 digits
- Monitoring Inputs : Yes
- Tamper Input : Yes

FEATURES

- Uses wireless technology.
- No wiring needed between control unit and PC.
- Diagnostic LED's.
- Colour coded wiring labels.
- Add Net2 Nano control unit to existing Net2 installations.
- Tamper input.

	Length	Width	Depth
PCB	106	84	15

PRODUCT CODES

- LI5747 - 654-943 Net2 Nano Controller Unit PCB only
- LI5749 - 654-549 Net2 Nano Control Unit in Plastic Housing

ASSOCIATED PRODUCTS

- LI6426 - 477-268 Net2 air USB desktop reader.

Coming Soon: 477-384 Ethernet bridge.

Proximity Access



Net2 Nano 654-772 Controller with 2 Amp PSU

- Built in Power Supply : Yes 2 Amp 2V DC
- Supply Voltage : 12V DC
- Current Consumption : 0.1A
- Relay Outputs : 2 @ 2 Amp each
- Switchable Voltage : 48V DC
- Number of Users : 10,000
- Number of Doors : 1
- Number of Readers : 1 per port
- Maximum Number of ACU'S : 30 per bridge
- Number of Codes : 1000
- Code Length : 4-8 digits
- Monitoring Inputs : Yes
- Tamper Input : Yes

FEATURES

- Uses wireless technology.
- No wiring needed between control unit and PC.
- Diagnostic LED's.
- Colour coded wiring labels.
- Add Net2 Nano control unit to existing Net2 installations.
- Tamper input.



PRODUCT CODES

- LI5748 - 654-772 Net2 Nano with 2 amp PSU in Plastic Cabinet.

ASSOCIATED PRODUCTS

- LI6426 - 477-268 Net2 Air USB Desktop Reader.

Coming Soon: 477-384 Ethernet bridge.



477-222 Net2 Hands Free Interface

- Rating : Not for external fixing
- Finish : Black plastic housing
- Read Range : 0.85m to 2.5m with proof reader
- Connection : Wired in series between the reader & the control unit
- Visual Indication : N/A
- Controller Required : Switch2 or Net2

FEATURES

- The token that identifies a user is read from within a pocket or bag, no hands required.
- Uses Net2 wireless technology.
- Convert existing or new P series readers to hands free.
- Useful for gates & barriers or where disabled & elderly people require access.
- Will continue to read regular tokens as usual.



PRODUCT CODES

- LI5046 - Interface 477-222 Net2 Air Free Interface

ASSOCIATED PRODUCTS


- LI5045 - Net2 Hands Free Keyfob 690-222
- LI5606 - Net2 Hands Free Keycard 690-333



Net2 I/O Board

FEATURES

- Consists of 4 inputs & outputs.
- Connects directly to LAN/WAN.
- On-board relays are mains rated.
- For use with Net2 triggers & actions.
- Integrate with lifts, heating, lighting & more.
- For use with Net2 version 4 and above.



PRODUCT CODES

- LI4891 - 489-710 Net2 I/O board

Proximity Access



Net2 RS232 /RS485 Converter 455-477

FEATURES

- Allows communication between the Net2 server PC and control units via dataline.
- 12V DC and power supply.



PRODUCT CODES

L13111 - 455-477 Net2 RS232 /RS485 Converter

ASSOCIATED PRODUCTS


L13110 - Net2 RS 485 High Speed Repeater 477-844 in Plastic Housing



Net2 RS485 to TCP/IP Ethernet Interface

FEATURES

- Allows communication between the Net2 server PC & control units across a TCP/IP ethernet network.
- Several datalines can be connected.
- Manage multiple sites remotely.
- High speed compatible with 10/100 base T ethernet networks.
- Includes 12V DC 1 amp power supply.



PRODUCT CODES

L13214 - Interface 655-861 Net2 TCP/IP

ASSOCIATED PRODUCTS

L13110 - Net2 RS 85 High Speed Repeater 477-844 in Plastic Housing



Net2 RS485 Repeater

FEATURES

- Extend a dataline beyond 1km.
- Dataline can be branched off.
- Install up to 5 repeaters on a single dataline.



PRODUCT CODES

L13110 - Repeater & PSU 477-844 Net2 in Black Plastic Housing

Proximity Access



Net2 Desktop Reader

L13218

FEATURES

- Desktop reader designed to add tokens to a Net2 system.
- Can also be used for identifying lost cards.
- Simply plugs into the USB port (514-326 version only) 376-001 needs spare reader port.
- Add tokens quickly & accurately.



PRODUCT CODES

- L13218 - Reader 514-326 Desktop Net2 USB



Net2 Software

L13219

FEATURES

- Intuitive Windows based software.
- Organise and report on up to 10,000 users and hundreds of doors.
- Two software versions available: Net2 standard & Net2 professional.
- Event reporting.
- Client/server structure allowing multiple clients.
- TCP/IP camera integration.
- Time and attendance package.
- Roll call & muster (Professional).
- Anti-passback (Professional).
- Fire alarm integration (Professional).



PRODUCT CODES

- L13219 - Software 930-001 STD Net2
- L13220 - Software 930-010 Professional Net2

For information on compatibility, support and minimum PC specifications, please visit: <http://paxton.info/720>



Proximity Card Packs for Compact & Switch2

L13235

FEATURES

- For use with Compact & Switch2 system.
- A lost card can be voided with a shadow card.
- All users are valid after enrolment.
- Choice of pack sizes (10, 25, 50 or 100 cards).
- One shadow card is provided per user.
- Choice of pack colour for using coloured zones.



PRODUCT CODES

- L13235 - 10 Card Pack Amber 830-010A
- L13236 - 10 Card Pack Green 830-010G
- L13237 - 10 Card Pack Red 830-010R
- L13238 - 25 Card Pack Amber 830-025A
- L13239 - 25 Card Pack Green 830-025G
- L13240 - 25 Card Pack Red 830-025R
- L13241 - 50 Card Pack Amber 830-050A
- L13242 - 50 Card Pack Green 830-050G
- L13243 - 50 Card Pack Red 830-050R
- L13244 - 100 Card Pack Amber 830-100A
- L13245 - 100 Card Pack Green 830-100G
- L13246 - 100 Card Pack Red 830-100R



Proximity Keyfob Packs for Compact & Switch2

L13223

FEATURES

- For use with Compact & Switch2 system.
- A lost card can be voided with a shadow card.
- All users are valid after enrolment.
- Choice of pack sizes (10, 25, 50 or 100 cards).
- One shadow card is provided per user.
- Choice of pack colour for using coloured zones.
- Function card pack required.
- Function pack required.



PRODUCT CODES

- L13223 - 10 Keyfob Pack Amber 820-010A
- L13224 - 10 Keyfob Pack Green 820-010G
- L13225 - 10 Keyfob Pack Red 820-010R
- L13226 - 25 Keyfob Pack Amber 820-025R
- L13227 - 25 Keyfob Pack Green 820-025G
- L13228 - 25 Keyfob Pack Red 820-025R
- L13229 - 50 Keyfob Pack Amber 820-050A
- L13230 - 50 Keyfob Pack Green 820-050G
- L13231 - 50 Keyfob Pack Red 820-050R
- L13233 - 100 Keyfob Pack Green 820-100G



Proximity Access



820-000 Proximity Function Card Pack for Compact & Switch2

FEATURES

- For use with Compact & Switch2 systems.
- Function card pack unlocks advanced functions.
- Coloured zoning - control access of users by token colour.
- Bar all users.
- Card plus pin.
- Toggling output.



L13222

PRODUCT CODES

- L13222 - Card 820-000 Function Card Pack



Cardlock - Card Packs Compact & Switch2

FEATURES

- For use with Compact & Switch2 systems.



L4221

PRODUCT CODES

- L4221 - 850-010 Pack of 10 Starter Pack
- L4672 - 850-050 Pack of 50 Starter Pack
- L5585 - 850-100 Pack of 100 Starter Pack



877-012 Cardlock Function Cards Compact & Switch2

FEATURES

- Magstripe.
- Function cards are pre-encoded to starter pack and will work for that site only.
- Proximity version available as a special order.



Special Order

PRODUCT CODES

- Special Order - 877-012 Function Card Pack

Pack contains the following cards:

- 1 x Green Zone
- 1 x Amber Zone
- 1 x Red Zone
- 1 x Time Zone
- 1 x Remote release
- 1 x Card Plus Pin
- 1 x Bar All Users
- 1 x Relay Toggle



412-500 Proximity Encoding System Compact & Switch2

FEATURES

- Paxton USB encoding system.
- Allows users of Paxton Access Proximity Systems to generate user cards quickly & easily.
- Records for all users are held at PC in a database.
- Ideal for sites of 50 people or greater.
- Shadow cards created as required.



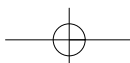
L13247

PRODUCT CODES

- L13247 - 412-500 Programmer Proximity Paxton Encoding System USB

ASSOCIATED PRODUCTS

- L12042 - 202 325 Green Proximity Fob Unencode G
- L12043 - 202 325 Amber Proximity Fob Unencode A
- L12044 - 202 325R Red Proximity Fob Unencode R
- L12038 - 202 668 Green Proximity Card Unencode G
- L12039 - 202-668 Amber Proximity Card Unencode A



Proximity Access



693-112 Net2 Proximity Cards

L10106

FEATURES

- To suit Net2 system.
- Pre-encoded cards.
- Plain white.
- Pack of 10 unique cards.



PRODUCT CODES

L10106 - 693-112 Pack of 10 Proximity Cards



695-644 Net2 Proximity Keyfobs

L10107

FEATURES

- Proximity.
- To suit Net2 system.
- Pre-encoded.
- Pack of 10 unique fobs.



PRODUCT CODES

L10107 - 695-644 Pack of 10 Fobs



692-448 Net2 Proximity ISO Cards

L10108

FEATURES

- Proximity.
- To suit Net2 system.
- Pre-encoded cards.
- Standard ISO (bank card) size and thickness.
- Plain white.
- Pack of 10 unique cards.
- Complete with magstripe for use on 3rd party systems.



PRODUCT CODES

L10108 - 692-448 Pack of 10 ISO Proximity Cards



695-573 Net2 Magstripe Cards

L10105

FEATURES

- Magstripe.
- To suit Net2 system.
- Pre-encoded cards.
- Plain white.
- Pack of 10 unique cards.



PRODUCT CODES

L10105 - 695-573 Pack of 10 Magstripe Cards



690-222 Net2 Hands Free Keyfob

L15045

FEATURES

- From 0.5m to 6m read range dependant on the reader used.
- Active tokens with replaceable batteries.
- Compatible with most Paxton Access readers equipped with a hands free interface (477-422).
- Batteries last an average of 5 years.
- Works as a standard passive token with non hands free readers.
- Uses Net2 Air wireless technology.



PRODUCT CODES

L15045 - Fob 690-222 Net2 Hands Free Keyfob



Proximity Access



690-333 Net2 Hands Free Key Card

Carrier Frequency : 125Ghz proximity
2.4 Ghz transmission
Battery Type : 1 x CRZ 430
Typical Battery Life : 5 years
Read Range :
P38 : 0.85m
P50 : 1.1m
P75 : 1.5m
P200 : 2.5m

FEATURES

- For use with car park barriers.
- Ideal for areas where longer read range is required.

LI5606



Length	Width	Depth	Weather Resistant
85	54	9	✓

PRODUCT CODES

LI5606 - 690-333 Net2 Hands Free Key Card




Exit Buttons

FEATURES

- Robust metal exit button.
- Green LED flashes to indicate that the door is open (Switch2 & Net2 only).
- Can be used with Compact, Switch2 or Net2 systems.
- Available in 3 sizes.
- Supplied with a choice of black or white bezels.
- Designed to match Paxton range of Proximity readers and keypads.
- Internal use only.

LI4308



	Height	Width	Depth
E38	48	39	13
E50	58	50	14
E75	94	86	16

PRODUCT CODES

LI4308 - Button 336-310 Exit E38
LI4305 - Button 356-310 Exit E50
LI4306 - Button 376-310 Exit E75
LI4307 - Button 376-320 Exit E75 With Screw Connector




593-721 Marine Exit Button

Operating Voltage : 12V DC
Operating Current : 200mA
Finish : Marine grade stainless steel
Fitting : Surface

FEATURES

- Capacitive touch sensitive exit button.
- Green back lit display.
- Used for internal applications only.
- Can be used on 3rd party controllers.

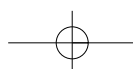
LI6428



Diameter	105	Depth	15	Weather Resistant
	105		15	X

PRODUCT CODES

LI6428 - 593-721 Marine Exit Button



Proximity Access



746 - 001 Easyprox Compact

- Outside Operation : Lever handle & proximity access
- Number of Users : 10,000
- Number of Card Packs : 100
- Door Open Time : 1-60 sec
- Access Levels : 3
- Operating Temperature : 0°C - 55°C
- Battery Type : Paxton pack
- Typical Battery Life : 30,000 operations or up to 5 years

FEATURES

- Battery powered - no need to wire it to the mains.
- Approximately 30,000 operations on one battery pack.
- Low battery warning.
- Uses proximity cards and fobs.
- Anti shim plunger - prevents cards from opening the lock.
- Surface mounted - no specialist tools required.
- Internal use only.



PRODUCT CODES

- L16211 - Lock 746-927 Easy Prox Compact

ASSOCIATED PRODUCTS

- L13236 - Card Pack 10 - 830-010G
- L13239 - Card Pack 25 - 830-025G
- L13241 - Card Pack 50 - 830-050G
- L13224 - Fob Pack 10-820-010G
- L13227 - Fob Pack 25-820-025G
- L13230 - Fob Pack 50-820-050G
- L13233 - Fob Pack 100-820-100G
- L13222 - Function Card Pack 820-000

KABA Digital Proximity Access Control Handle

- Battery Type : 2 x long life AA alkaline
- Proximity Format : Legic RFID
- Number of Users : Up to 2,500
- Inside Operation : Handle or key.
- Outside Operation : Proximity with card or fob (or key override)
- Cylinder Type : Double euro-profile
- Spindle Type : 8mm
- Finish : Satin stainless steel
- IP Rating : IP54

FEATURES

- Easy programming of user cards and fobs with master programming card.
- Quick and easy installation.
- Commercial and residential applications.
- Return to door handle.
- Euro-profile cut-out on both sides of door for cylinder key override.
- Up to 30,000 usages for battery life.
- Low battery warning - audible and visual.
- Suitable for most 72mm centres mortice locks.
- Illuminated green and red light indicator for access granted or denied.
- Possible integration with software for time zones and audit trail of last 1000 events.
- Batteries included.



PRODUCT CODES

- L16431 - CEL000011-SS Digital Proximity Access Control Handle

ASSOCIATED PRODUCTS


- L16432 - Silver Programming Card
- L16433 - User Card
- L16434 - User Fob

KABA Digital Proximity Access Control Cylinder

- Battery Type : 1 x CR2 Lithium
- Proximity Format : Legic RFID
- Number of Users : Up to 2,500
- Inside Operation : Knob turn
- Outside Operation : Proximity with card or fob
- Cylinder Type : Double euro-profile
- Finish : Satin stainless steel
- IP Rating : IP54

FEATURES

- Easy programming of user cards and fobs with master programming card.
- Quick and easy installation.
- Suitable for most euro-profile mortice locks.
- Cylinder barrel size 37.5mm - 37.5mm
- No keys required to unlock door.
- Up to 30,000 usages for battery life.
- Commercial and Residential applications.
- Batteries included.



PRODUCT CODES

- L16430 - ELD31030U3-SS Digital Proximity Access Control Cylinder

ASSOCIATED PRODUCTS

- L16432 - Silver Programming Card
- L16433 - User Card
- L16434 - User Fob



Proximity Access

KABA Elolegic Media

Proximity Format : Legic



PRODUCT CODES
 LI6432 - Silver Programming Card
 LI6433 - User Card
 LI6434 - User Fob

ASSOCIATED PRODUCTS
 LI6430 - Digital Proximity Cylinder
 LI6431 - Digital Proximity Handle

Asec AC201 Card Holder Clip

FEATURES
 ■ Nylon/nickel plate finish.



PRODUCT CODES
 LI10740 - AC201 Clip

Asec AC208 Card Holder Chain 30"

FEATURES
 ■ Nickel plate finish.



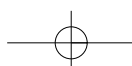
PRODUCT CODES
 LI10739 - AC208 Chain

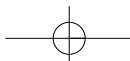
Asec YA302 Card Holder

FEATURES
 ■ Black finish.
 ■ Tough/robust plastic casing.

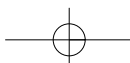
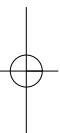


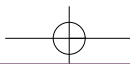
PRODUCT CODES
 LI10738 - YA302 Card Holder





Proximity Access Notes





Index

Biometric Systems



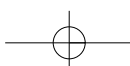
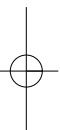
• **Ekey** 732 - 735



• **Microlatch** 735 - 738



• **Xpr** 738 - 739



Biometric Systems



TOCAhome - I Relay I20-001

Function : Stand alone fingerprint reader
 Operating Voltage : 9 - 12V AC / DC
 Current Consumption : ~350 mA
 Relays : 1 x 250V AC 5 amp - dry contact
 Programming Mode : Local via control panel
 Reader Type : Atmel (thermal swipe)
 Storage Capacity : 99 templates
 Response Time : <1 second
 Biometric Figures : F.A.R. 1:1000000
 F.R.R. 14:1000
 Operating Temperature : -20°C to 70°C
 IP Rating : IP43 scanner
 IP54 control panel

CONNECTIVITY

- 4 Wires (Reader) ■ 2 Wires (Power) ■ 2 Wires (Lock)

FEATURES

- Can be used for internal or external applications.
- No need for pin codes or proximity devices.
- Can operate any type of electronic locking device.
- Adaptable to AV entry systems and intruder alarms
- Individual enrolment and deletion of templates.

LI4462

	Height	Width	Depth
Control Panel	140	128	48
External Reader	60	95	55

PRODUCT CODES

- LI4462 - I20-001 TOCAhome
- Special - Reader also available in white (120-194)
- Special - Also available as a 3 relay stand alone version (120-002) Anthracite (120-195) White



TOCAIntegra - I Relay I20-411 (Flush Mount)

Function : Stand alone fingerprint reader
 Operating Voltage : 9 - 12V AC / DC
 Current Consumption : ~350 mA
 Relays : 1 x 250V AC 5 amp - dry contact
 Programming Mode : Local via control panel
 Reader Type : Atmel (thermal)
 Storage Capacity : 99 Templates
 Response Time : <1 second
 Biometric Figures : F.A.R. 1:1000000
 F.R.R. 14:1000
 Operating temperature : -20°C to 70°C
 IP Rating : IP43 scanner
 IP54 control panel

CONNECTIVITY

- 4 Wires (Reader) ■ 2 Wires (Power) ■ 2 Wires (Lock)

FEATURES

- Can be used for internal or external applications.
- No need for pin codes or proximity devices.
- Can operate any type of electronic locking device.
- Adaptable to AV entry systems and intruder alarms.
- Individual enrolment and deletion of templates.
- Ideal for smart architectural custom built applications.

LI5648

	Height	Width	Depth
Control Panel	140	128	48
External Reader	90	45	20

PRODUCT CODES

- LI5648 - I20-411 TOCA Integra
- Special - Cover plate also available in gold 100-069



TOCAhome Integra 700-033 (Mortice Mount Controller)

Function : Stand alone fingerprint reader
 Operating Voltage : 8 - 24V AC / DC
 Current Consumption : ~350 mA
 Relays : 1 x 250V AC 5 amp - dry contact
 Programming mode : Local via control panel
 Reader Type : Atmel (thermal)
 Storage Capacity : 99 templates
 Response Time : <1 Second
 Biometric Figures : F.A.R. 1:1000000
 F.R.R. 14:1000
 Operating Temperature : -40°C to +85°C
 IP Rating : IP43 scanner
 IP41 control panel

CONNECTIVITY

- 4 Wires (Reader) ■ 2 Wires (Power) ■ 2 Wires (Lock)

FEATURES

- Can be used for internal or external applications.
- No need for pin codes or proximity devices.
- Can operate any type of electronic locking device.
- Adaptable to AV entry systems and intruder alarms
- Individual enrolment and deletion of templates.
- Ideal for smart architectural custom built applications.
- Complete plug and play kit with custom fit plugs and wiring.

LI6407

	Height	Width	Depth
Control Panel	272	24	29
External Reader	90	45	20

PRODUCT CODES

- LI6407 - 700-033 Integra Door Mount Controller Kit

Biometric Systems



TOCANet M - 3 Relay 120-270

- Function : Networked fingerprint reader
- Operating Voltage : 9 - 12V AC / DC
- Current consumption : ~350 mA
- Relays : 3 x 250V AC 5 amp - dry contact
- Programming mode : Via desktop enrolment scanner
- Reader Type : Atmel (thermal swipe)
- Storage Capacity : 200 templates
- Response Time : <1 second
- Biometric Figures : F.A.R. 1:1000000
F.R.R. 14:1000
- Operating Temperature : -20°C to 70°C
- IP Rating : IP43 Scanner
IP54 control panel

CONNECTIVITY
RS 485 / TCP / IP

FEATURES

- Includes management software.
- Basic time & attendance management
- Dual authentication mode.
- Fully networked over WAN, LAN, VPN.
- Central desktop enrolment via Toca Bit.

L14944

	Height	Width	Depth
Control Panel	140	128	48
External Reader	60	95	55

PRODUCT CODES

- L14944 - 120-270 TOCANet
- Special - Reader also available in white (120-271)
- Special - TOCANet - L also available up to 2000 users (120-543)

ASSOCIATED PRODUCTS

- L14945 - 100-013 TOCA bit
- L14946 - 100-340 LAN converter



TOCABit 100-013

- Function : Desktop enrolment
- Software Compatible : Windows 98 to Windows XP PRO
- Reader Type : Atmel (thermal swipe)

CONNECTIVITY
USB I.I Cable (3 metres)

FEATURES

- Convenient easy local enrolment.
- Comes with basic PC logon software.
- Replaces Windows password by fingerprint swipe.
- No more forgotten pins or compromised security.

L14945

	Height	Width	Depth
Desktop Reader	60	82	22

PRODUCT CODES

- L14945 - 100-013 TOCABit
- Special - Reader also available in white



Lan Converter 100-340

- Function : RS485 - TCP/IP converter

CONNECTIVITY
RS485 LAN connector

FEATURES

- Accommodates up to 4 TOCANet units.
- Connects Ekey TOCANet control panel to the PC.
- Light and compact.

L14946

	Height	Width	Depth
Convertor	42	32	59

PRODUCT CODES

- L14946 - 100-340 Ekey LAN Converter

ASSOCIATED PRODUCTS

- L14944 - TOCANet 3 Relay 120-270

Biometric Systems




Stainless Steel Surface Cover 100-231

Function : Cosmetic

FEATURES

- Clip on cosmetic cover.
- Can be bio coated for use in hygiene environments such as laboratories or medical facilities.
- Also available in 24 carat gold plated finish.



PRODUCT CODES

LI4463 - 100-231 Stainless Steel Cover

ASSOCIATED PRODUCTS

LI4462 - TOCAhome 1 Relay 120-001
LI4944 - TOCAnet 3 Relay 120-270




Vandal Resistant Surface Mount Stainless Steel Cover (Bolt Through) 100-308

Function : Vandal resistance.

FEATURES

- Quality stainless steel.
- Bolt through cosmetic cover.
- Can be bio coated for use in hygiene environments such as laboratories or medical facilities.



PRODUCT CODES

LI4948 - 100-308 Stainless Steel Vandal Resistant Cover

ASSOCIATED PRODUCTS

LI4462 - TOCAhome 1 Relay 120-001
LI4944 - TOCAnet 3 Relay 120-270




Vandal Resistant Stainless Steel Housing 100-307

Function : Flush mounted

FEATURES

- Rugged stainless steel.
- Architectural look.
- Provides greater durability and resistance against abuse.



PRODUCT CODES

LI4947 - 100-307 Flush Mounted Vandal Resistant Housing

ASSOCIATED PRODUCTS

LI4462 - TOCAhome 1 Relay 120-001
LI4944 - TOCAnet 3 Relay 120-270

Biometric Systems




Surface Mount Stainless Steel Rain Shield 100-306

Function : Weather protection

FEATURES

- Cover protects scanner unit from rain.
- Surface mount stainless steel.



PRODUCT CODES

L15647 - 100-306 Surface Rain Shield

ASSOCIATED PRODUCTS

L14462 - TOCAhome 1 Relay I20-001
L14944 - TOCANet 3 Relay I20-270



Ekey TOCAhome 3 Demonstration Unit 100-461

Function : Stand alone fingerprint reader demonstration unit

Operating Voltage : 9 - 12V AC / DC
Current Consumption : ~350 mA
Relays : 3 x 250V AC 5 amp - dry contact

Programming mode : Local via control panel (Secure code)

Reader Type : Atmel (thermal)
Storage Capacity : 99 templates
Response Time : <1 second
Biometric Figures : F.A.R. 1:1000000
F.R.R. 14:1000


Operating Temperature : -20°C to 70°C
IP Rating : IP43 scanner
IP54 control panel

CONNECTIVITY

- 4 Wires (Reader) ■ 2 Wires (Power) ■ 2 Wires (Lock)

FEATURES

- Fully operational portable demonstration unit.
- Includes AC power supply and AC Release.



PRODUCT CODES

L14464 - 100-461 Demo Unit



BIO - 13 Kit - Surface Mount Reader

Function : Wireless fingerprint reader

Operating Voltage : 4 x AA batteries (6V DC)
Current Consumption : 87 mA
Relays : 3 @ 1 amp rating

Programming Mode : Local via master finger

Reader Type : UPEK capacitive touchchip
Storage Capacity : 30 templates
Response Time : 1 second
Biometric Figures : F.A.R. : 0.01%
F.R.R. : 1%

Operating Temperature : -10°C to +40°C
IP Rating : IP53 reader
RF Transmission Range : Minimum 30m environment dependent

CONNECTIVITY

- 433.92 MHZ transmission keylock code hopping technology.
- Compatible with all MicroLatch standard RF receivers.

FEATURES

- Simple to install and enrol.
- Ideal product for residential and light commercial applications.
- No wires between reader and controller.
- Duress finger facility.



PRODUCT CODES

L15003 - Bio - 13 Kit

ASSOCIATED PRODUCTS

L15008 - BIO 13 Reader
L15009 - BIO 14 Reader
L15010 - BIO 15 Reader
L15013 - BIO FOB II - 13W 4 button
L15018 - Fob 2 button metal STD
L15019 - 4 Button metal STD
L15020 - FOB-2SH-1W
L15021 - FOB-4SH-1W

Biometric Systems

MicroLatch BIO - 14 Kit - Surface Mount Reader

Function : Wireless fingerprint reader
 Operating Voltage : 6V DC lithium (CR123 x 2)
 Current Consumption : 87 mA
 Programming Mode : Local via master finger
 Relays : 3 @ 1 Amp rating
 Reader Type : UPEK capacitive touchchip
 Storage Capacity : 30 templates
 Response Time : 1 second
 Biometric Figures : F.A.R. : 0.01%
 F.R.R. : 1%
 Operating Temperature : -10°C to +40°C
 IP Rating : IP53 reader
 RF Transmission Range : Minimum 30m environment dependent


CONNECTIVITY

- 433.92 MHZ transmission keylock code hopping technology.
- Compatible with all MicroLatch standard RF receivers.

FEATURES

- Simple to install and enrol.
- Ideal product for residential and light commercial applications.
- No wires between reader and controller.
- Duress finger facility.

L15004 & L15042



	Height	Width	Depth
Control Panel	35	84	129
External Reader	130	49	42

PRODUCT CODES

- L15004 - Bio - 14 Kit (Silver)
- L15042 - Bio - 14 Kit (Black)

ASSOCIATED PRODUCTS

- L15008 - BIO 13 Reader
- L15009 - BIO 14 Reader
- L15010 - BIO 15 Reader
- L15013 - BIO FOB II - 13W 4 button
- L15018 - Fob 2 button metal STD
- L15019 - 4 Button metal STD
- L15020 - FOB-2SH-1W
- L15021 - FOB-4SH-1W

MicroLatch BIO - 15 Kit - Flush Mount Reader (Chrome)

Function : Wireless fingerprint reader
 Operating Voltage : 6V DC lithium (CR123A)
 Current Consumption : 87 mA
 Relays : 3 @ 1 amp rating
 Programming Mode : Local via master finger
 Reader Type : UPEK capacitive touchchip
 Storage Capacity : 30 templates
 Response Time : 1 second
 Biometric Figures : F.A.R. : 0.01%
 F.R.R. : 1%
 Operating Temperature : -10°C to +40°C
 IP Rating : IP53 reader
 RF Transmission Range : Minimum 30m environment dependent

CONNECTIVITY

- 433.92 MHZ transmission keylock code hopping technology.
- Compatible with all MicroLatch standard RF receivers.

FEATURES

- Simple to install and enrol.
- Ideal product for residential and light commercial applications.
- No wires between reader and controller.
- Can also be surface mounted on to a standard 85 x 85mm surface pattress.
- Duress finger facility.

L15005



	Height	Width	Depth
Control Panel	35	84	129
External Reader	85	85	30

PRODUCT CODES

- L15005 - Bio - 15 Kit

ASSOCIATED PRODUCTS

- L15008 - BIO 13 Reader
- L15009 - BIO 14 Reader
- L15010 - BIO 15 Reader
- L15013 - BIO FOB II - 13W 4 button
- L15018 - Fob 2 button metal STD
- L15019 - 4 Button metal STD
- L15020 - FOB-2SH-1W
- L15021 - FOB-4SH-1W

Biometric Systems



C.C.F. - Combination Card & Finger (26 - 48 Bit Wiegand / Clock & Data)

Function : Integrated fingerprint reader
 Communication Protocol : 26 - 48 bit Wiegand or Clock & data
 Operating Voltage : 8 - 18V DC
 Current Consumption : 87 mA
 Reader Type : UPEK capacitive touchchip
 Storage Capacity : 4000+ template
 Programming Mode : Local - automatic or supervised
 Response Time : 1 second
 Biometric Figures : F.A.R. : 0.01%
 F.R.R. : 1%
 Operating Temperature : -10°C to +40°C
 IP Rating : IP53

CONNECTIVITY

- 2 Wires (Data input from proximity reader)
- 2 Wires (Data output to proximity reader)
- 2 Wires (DC voltage)

FEATURES

- Connects to existing Wiegand or Clock & Data proximity readers or devices and uses existing cards or fobs to match a fingerprint.
- No need for software programming, interfacing or SDK's.
- CCF does not interfere with existing installation - no need for administration (valid card and a user finger only).
- Enrolment is done on first use on location.
- Existing access control software remains the main access management tool as before.
- CCF simply enhances the security of existing card or fobs by matching them to a user fingerprint template.
- Ideal for existing card based Time and Attendance systems as users will no longer be able to exchange cards or fobs.



L15678
L16099

PRODUCT CODES

- L15678 - C.C.F. 15 - Wiegand
- L16099 - C.C.F. 15 - Clock & Data

ASSOCIATED PRODUCTS

- Paxton Net2 and Switch2 systems or any Wiegand or clock & data access control system**
- L10099 - Paxton Net2 Control Unit
 - L1578 - Paxton Switch2 Control Unit
 - L15750 - Paxton Wiegand Reader P50



Individual Wireless Readers


Function : Additional readers
 Operating Voltage : 6V DC (2 x lithium CR123A)
 Current Consumption : 87mA
 Reader Type : UPEK capacitive touchchip
 Storage Capacity : 30 templates
 Programming Mode : Local via master finger
 Response Time : 1 second
 Biometric Figures : F.A.R. : 0.01%
 F.R.R. : 1%
 Operating Temperature : -10°C to +40°C
 IP Rating : IP53
 RF Transmission Range : Minimum 30m environment dependent

CONNECTIVITY

- 433.92 MHZ transmission keylock code hopping technology.
- Compatible with all MicroLatch standard RF receivers.

FEATURES

- Simple to enrol and install.
- Ideal product for residential and light commercial applications.
- No wires between reader and controller.
- Duress finger facility.
- Multiple readers per controller.



L15008
L15009
L15010

Bio 13 Bio 14 Bio 15

PRODUCT CODES

- L15008 - Bio 13 (Cream)
- L15009 - Bio 14 (Silver)
- L15043 - Bio 14 (Black)
- L15010 - Bio 15 (Chrome)

ASSOCIATED PRODUCTS

- L15003 - Bio - 13 Reader Kit (Cream)
- L15004 - Bio - 14 Reader Kit (Silver)
- L15042 - Bio - 14 Reader Kit (Black)
- L15005 - Bio - 15 Reader Kit (Chrome)
- L15014 - Rec - 14 Receiver (4 relay)
- L15006 - Rec - 18 Receiver (3 relay)
- L15015 - Rec - 28 Receiver (2 relay)
- L15679 - BLI - 21 Remote Blister Pack

Biometric Systems

Biofob II - Biometric Remote

Operating Voltage : 3.7 - 6V DC
 Charging Voltage : 12V DC
 Current Consumption : 0 mA ~ 80 mA
 Battery Type : CR2032 re-chargeable lithium cell x 2
 Low Battery Warning : Yes (red LED @4.5V)
 Operating Frequency : 433.92 Mhz
 RF Transmission Range : 100 metres line of sight
 Transmission Security : Rolling code Keeloq technology
 Transmission Modulation : AM ASK
 Wiegand Encoding : 26 - 48 bit user id encrypted
 Number of Channels : 4 (1 channel per button)
 Storage Capacity : 3 templates
 Weight with Battery : 40g
 Case Construction : Polycarbonate
 Controller Required : Fully compatible with all Microlatch receivers/ controllers

BIOMETRIC DATA

Sensor type : UPEK Touchchip CMOS (active capacitive pixel sensing)
 Sensor Life : 1 Million reads
 Image Resolution : 500dpi
 False Accept Rate : 0.01%
 False Reject Rate : 1%
 Operating Cycle : Approximately 3 seconds

FEATURES

- Completely wireless biometric fingerprint keyfobs.
- Ultimate in remote control security.
- In case of loss or theft, will only operate with original owner.
- Offers a variety of applications from access control to motor vehicle entry via standard RF systems.
- Send out encrypted data requesting access on the particular channel.
- Stylish metal construction.
- Various proximity tokens available upon request (HID, MIFARE, EM, ICLASS).



PRODUCT CODES

L15013 - BIO FOB II - I3W 4 button

ASSOCIATED PRODUCTS


L15003 - BIO13 Kit
 L15004 - BIO14 Kit
 L15005 - BIO15 Kit
 L15006 - REC-18
 L15015 - REC-28
 L15014 - REC-14
 L15007 - REC-20
 L15012 - REC-21
 L15679 - BLI 21

Kit Fingerprint Reader

Function : Stand alone fingerprint readers & keypad
 Communication protocol : Stand alone RB - 20 controller
 Operating Voltage : 9V - 12V DC
 Current consumption : 250mA - 500mA
 Outputs : 1 x 10 amp relay 1 x 250mA transistor open collector
 Programming method : Local via keypad
 Reader type : Atmel (thermal swipe)
 Storage capacity Reader : 947 fingerprint templates
 Storage capacity Keypad : 1000 pin codes
 Response time : < 1 second
 Biometric figures : F.A.R. 1X10 (-6)
 F.R.R. 1X10 (-6)
 Operating temperature : -20C to +60C
 IP Rating : IP 65

FEATURES

- Robust stainless steel reader
- User friendly operation and programming.
- Ideal for commercial and some industrial applications.
- Unique Portable mini USB drive for template storage.
- High degree of accuracy.
- Unique identification algorithm.
- Keypads available in various colours (metallic silver, metallic blue, metallic green, metallic burgundy).
- Operates at extreme temperatures.
- Swiping eliminates the risk of fingerprint impression on the sensor.



PRODUCT CODES

L15739 - Bio 'X' Fingerprint Reader

For Network Option:

Special Order:
 For network and Wiegand integration option, order BIO-XR with RB 30 controller.

Biometric Systems

xpr BioSet[®] Fingerprint Reader

- Function : Stand alone fingerprint reader
- Communication Protocol : Stand alone (4 wires)
- Operating Voltage : 9V - 12V DC
- Current Consumption : 250mA - 500mA
- Outputs : 1 x 2 amp relay 1x 250mA transistor open collector
- Programming method : Local via keypad
- Reader Type : Atmel (thermal)
- Storage capacity Reader : 950 fingerprint templates
- Response Time : < 1 second
- Biometric Figures : F.A.R. IX10 (-6)
F.R.R. IX10 (-6)
- Operating Temperature : -20C to +60C
- IP Rating : IP 65

FEATURES

- User friendly operation and programming.
- Ideal for commercial and residential applications.
- High degree of accuracy.
- Unique identification algorithm.
- Can integrate into an existing system.
- Swiping eliminates the risk of fingerprint impression on the sensor.
- Various multi colour covers available for reader.



PRODUCT CODES

L15740 - BioSet Fingerprint Reader

Special Order:
For network and Wiegand Integration option, order BIO-F with CT 30 controller.

xpr ATP Rain Shield Rain Shield

Function : A strong transparent plastic rain shield to protect the Bio 'X' thermal sensor.

FEATURES

- Acrylic transparent protection (an optional accessory for the BioX).
- Protects the Biometric sensor from direct sunlight (ultra-violet rays) & rain (falling at a 60° angle).



PRODUCT CODES

L15856 - ATP Rain Shield



KEYLESS LIVING

With the advancement of technology, ERA are able to provide cutting edge digital lock technology, to provide homes and businesses with the essential security measures required in such a modern age. No fiddling around trying to find keys, your fingerprint is unique to you - use it!

- ✓ A range of single point or multi-point locking systems
- ✓ Suitable for PVCu (92mm centre - MPL variant), composite/ timber doors
- ✓ Keypad or biometric fingerprint entry (FX1 model shown)
- ✓ High Quality Fingerprint Sensor
- ✓ Easy to operate
- ✓ Suitable for domestic or commercial use
- ✓ Ability to issues ID's for temporary visitor access or emergency use
- ✓ Battery powered
- ✓ Mechanical override key for emergency use; hidden by magnetic cover cap
- ✓ 12 month manufacturers warranty



DX3

DX2

FX3

FX2

DX1

ERA iLock

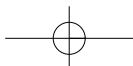
Straight Road, Short Heath, Willenhall, West Midlands, WV12 5RA

Sales: 01922 490000

Technical Helpline: 01922 490050

Email: info@era-security.com

Web: www.erasecurity.com



Index

Remote Access



• Centurion 742 - 744



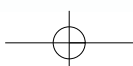
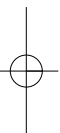
• Microlatch 744 - 747

SENTRY

• Sentry 748 - 749

LOCCA

• Locca 749 - 750



Remote Access



Classic Receiver

Operating Frequency : 433 Mhz
 Supply Voltage : 12 - 24V AC/DC
 Max Current : 12V DC: 40 mA
 Operating Temperature : -15°C to 50°C
 Humidity : 0-90% non condensing
 Lock Relay Rating : 3A maximum
 Relay Outputs : 1
 Self Learning Memory : Single channel: 250 transmitter buttons
 Code Type : Fixed

FEATURES

- Output channel can be selected for either latching or non-latching mode.
- The receiver uses self-learning technology to learn the code of the transmitter.
- Weatherproof housing.
- Quick & easy external mounting.
- Uses stable narrow band technology to ensure reliable reception.

Fixed Code LI4888



Height	Width	Depth	Weather Resistant
115	68	32	✓

PRODUCT CODES

LI4888 - Receiver Classic 1 Channel

ASSOCIATED PRODUCTS

LI4889 - Transmitter Classic 1 Button



Classic Transmitter

Transmission Range : 100m line of sight, environment dependant
 Operating Frequency : 433 Mhz
 Operating Voltage : 7-12V DC
 Operating Current : 17 mA
 Operating Temperature : -15°C to 50°C
 Code Type : Fixed (12 binary dip switch selectable)
 Battery Type : GP23 (12V)
 Weight with Battery : 28g
 Controller Required : Classic receivers

FEATURES

- Compact keyring remote control.
- Code setting by binary dip switches.
- Manual code setting allows convenient after sales supply of additional remotes.
- Available with 1, 2 or 3 buttons.
- Quick and easy access without undoing any screws to either set the code or replace the battery.
- Belt clip or wall fixing option provided as standard.
- Rotate body of remote in clip so buttons are best positioned for use.

Fixed Code LI4889



Height	Width	Depth
59	35	16

PRODUCT CODES

LI4889 - Transmitter Classic 1 Button

ASSOCIATED PRODUCTS

LI4888 - Receiver Classic 1 Channel



Nova Receivers

Operating Frequency : 433 Mhz
 Supply Voltage : 12 - 24V AC/DC
 Current Consumption : 12V DC: 1 channel 40 mA - multi channel max 100 mA
 Operating Temperature : -15°C to 50°C
 Humidity : 0-90% non condensing
 Lock Relay Rating : 3A maximum
 Relay Outputs : 1, 2 or 4
 Self Learning Memory : Single channel: 62 transmitter buttons multi channel: 250 transmitter buttons
 Code Type : Rolling code Keeloq® protocol

FEATURES

- Incorporating secure Keeloq® rolling code technology.
- Available with 1, 2 or 4 channels.
- Each channel can be selected for latching or non-latching output.
- Quick, simple and secure enrolment process.
- Weatherproof housing.
- Quick and easy external mounting.
- Uses stable narrow band technology to ensure reliable reception.

Rolling Code LI4840



Height	Width	Depth	Weather Resistant
115	68	32	✓

PRODUCT CODES

LI4840 - Receiver Nova 1 Channel
 LI4841 - Receiver Nova 2 Channel
 LI4842 - Receiver Nova 3 Channel
 LI4843 - Receiver Nova 4 Channel

ASSOCIATED PRODUCTS

LI4836 - Transmitter Nova 1 Button
 LI4837 - Transmitter Nova 2 Button
 LI4838 - Transmitter Nova 3 Button
 LI4839 - Transmitter Nova 4 Button

Remote Access



Super Nova Receiver/Controller RXTNVI-433

Operating Frequency : 433 Mhz
 Supply Voltage : 12V AC/DC
 Max Operating Current : 150 mA
 Operating Temperature : -15°C to 50°C
 Humidity : 0-90% non condensing
 Output Channels : 3 (open collector)
 Maximum Cable Length : 250m (preferably screened)
 Storage Capacity : 1000 transmitter buttons
 Code Type : Rolling code, Keeloq® protocol

FEATURES

- Selectively add and delete users.
- Programming console separate from radio receiver to optimise range.
- Plug-in back-up memory module included.
- Uses stable narrow band technology to ensure reliable reception.
- Ideal for traffic barriers, gates and other specialised access control applications.



PRODUCT CODES

LI4956 - RXTNVI-433

ASSOCIATED PRODUCTS

LI4836 - Transmitter Nova 1 Button
 LI4837 - Transmitter Nova 2 Button
 LI4838 - Transmitter Nova 3 Button
 LI4839 - Transmitter Nova 4 Button



Nova Transmitters

Transmission Range : 100m line of sight - environment dependant
 Operating Frequency : 433 Mhz
 Operating Voltage : 7 - 12V DC
 Operating Current : 17 mA
 Operating Temperature : -15°C to 50°C
 Code Type : Rolling code, Keeloq® protocol
 Battery Type : GP23 (12V)
 Weight with Battery : 28g
 Controller Required : Nova receivers

FEATURES

- Compact keyring remote control.
- Rolling code technology to offer the ultimate security in remote control.
- Available with 1, 2, 3 or 4 buttons.
- Belt clip or wall fixing option provided as standard.
- Rotate body of remote in clip so buttons are best positioned for use.



PRODUCT CODES

LI4836 - Transmitter Nova 1 Button
 LI4837 - Transmitter Nova 2 Button
 LI4838 - Transmitter Nova 3 Button
 LI4839 - Transmitter Nova 4 Button

ASSOCIATED PRODUCTS

LI4840 - Receiver Nova 1 Channel
 LI4841 - Receiver Nova 2 Channel
 LI4842 - Receiver Nova 3 Channel
 LI4843 - Receiver Nova 4 Channel
 LI4956 - RXTNVI-433



Smart Receivers

Operating Frequency : 433 Mhz
 Supply Voltage : 12-24V AC/DC
 Max Current : 12V DC: 40 mA
 Operating Temperature : 15°C to 50°C
 Humidity : 0-90% non condensing
 Lock Relay Rating : 3A maximum
 Relay Outputs : 2 or 4
 Storage Capacity : 500 transmitters
 Code Type : Fixed

FEATURES

- Each channel can be selected for latching or non-latching output.
- Weatherproof housing.
- Quick & easy external mounting.
- Uses stable narrow band technology to ensure reliable reception.



PRODUCT CODES

LI4971 - Receiver Smart2 2 Channel
 LI5023 - Receiver Smart2 4 Channel

ASSOCIATED PRODUCTS

LI4970 - Transmitter Smart2 2 Button
 LI5027 - Transmitter Smart4 4 Button

Remote Access



Smart Transmitters

Transmission Range : 100m line of sight, environment dependant
 Operating Frequency : 433 Mhz
 Operating Voltage : 7-12V DC
 Operating Current : 17 mA
 Operating Temperature : -15°C to 50°C
 Code Type : Fixed
 Battery Type ; GP23 (12V)
 Weight with Battery : 28g
 Controller required : Smart2 / Smart4 RX

FEATURES

- Compact keyring remote control.
- Uses self learning technology.
- Each transmitter has a unique code.
- Available with 2 or 4 buttons.
- Belt clip or wall fixing option provided as standard.
- Rotate body of remote in clip so buttons are best positioned for use.

L14970

L15027



Fixed Code



PRODUCT CODES

- L14970 - Transmitter Smart2 2 Button
- L15027 - Transmitter Smart4 4 Button

ASSOCIATED PRODUCTS

- L14971 - Receiver Smart2 2 Channel
- L15023 - Receiver Smart2 4 Channel



Receiver Rec-18

Operating Frequency : 433.92 Mhz
 Supply Voltage : 10-15V DC
 Current Consumption : 26 mA ~250 mA
 Output 1 Timing : 5 seconds ~ 20 seconds (dip switch set)
 Output 2 Chime : Voltage free contact
 Output 3 User Group 2 : Voltage free contact
 Lock Relay Ratings : 1 Amp @ 24V DC
 Relay Outputs : 3 outputs
 Storage Capacity : 170 devices in total
 Code Type : Code hopping (Keeloq) ASK
 Compatible Devices : Compatible with all MicroLatch wireless keyfobs & biometric readers

FEATURES

- Receives the encrypted radio signals from any of the MicroLatch range stand alone transmitters.
- Wall or in-ceiling mounting.
- High quality wiring terminals.
- 3 outputs with variable timing on output 1.
- Low battery warning.

Stand Alone

L15006



PRODUCT CODES

- L15006 - Receiver RX ML-REC-18 Standard Controller for Readers & Fobs

ASSOCIATED PRODUCTS

- L15008 - BIO-13-Cream
- L15009 - BIO-14-Silver
- L15043 - BIO-14 Black
- L15010 - BIO-15 Chrome
- L15013 - BIO FOB II
- L15018 - FOB-2B
- L15019 - FOB-4B
- L15020 - FOB-2SH-1W
- L15021 - FOB-4SH-1W



Receiver Rec-14 & 28

Operating frequency : 433 Mhz
 Supply Voltage : 12/24V DC
 Current consumption : 26 ~ 250 mA
 Relay Rating : 1 Amp @ 24V DC
 Relay outputs : 2 / 4
 Code type : Rolling code
 Storage capacity : 170 devices
 Case material : ABS Plastic

FEATURES

- Compact multi purpose RF Receiver.
- Ideal for operating gates, doors, magnets and various security applications.

Stand Alone

L15014



PRODUCT CODES

- L15014 - REC 14 Receiver - 4 relay
- L15015 - REC 28 Receiver - 2 relay

ASSOCIATED PRODUCTS

- L15008 - BIO-13-Cream
- L15009 - BIO-14-Silver
- L15043 - BIO-14 Black
- L15010 - BIO-15 Chrome
- L15013 - BIO FOB II
- L15018 - FOB-2B
- L15019 - FOB-4B
- L15020 - FOB-2SH-1W
- L15021 - FOB-4SH-1W

Remote Access


Wiegand Receiver Rec-20

- Operating Frequency : 433.92 Mhz
- Supply Voltage : 9-25V DC
- Current Consumption : 10 mA maximum
- Output Options : Shunt selectable
(open collector / +5V DC out)
- Wiegand Output Channels : 4
- Number of Devices : Up to 69,000 keyfob remotes
- Wiegand Standard : 26 - 48 bit Wiegand
- Compatible Devices : Compatible with Microlatch
Wiegand keyfobs & fingerprint
remote keyfob and any
Wiegand controllers
- RF Signal Type : Code hopping (Keeloq) AM
ASK superheterodyne

FEATURES

- Simple and secure solution for expanding existing proximity, Wiegand based access control systems.
- 4 outputs provide identical Wiegand data.
- Each channel may be individually programmed to perform specific functions and control different applications depending on what button is pressed on the remote.
- Up to 69,000 keyfobs on single systems.
- Fully compatible with all Microlatch Wiegand products.

Wiegand LI5007



PRODUCT CODES

- LI5007 - Receiver REC-20
Wiegand controller

ASSOCIATED PRODUCTS

- LI5020 - FOB-2SH-1W 2 Button
- LI5021 - FOB-4SH-1W 4 Button
- LI5013 - FOB-13 W 4 Button

Note :
Compatible with Paxton Net2 Controllers


Wiegand Receiver Rec-21

- Operating Frequency : 433.92 Mhz
- Supply Voltage : 9-25V DC
- Current Consumption : 10 mA maximum
- Output Options : Shunt selectable
(open collector / +5V DC out)
- Wiegand Output Channels : 4
- Number of Devices : Up to 69,000 keyfob remotes
- Wiegand Standard : 26 - 48 bit Wiegand
- Compatible Devices : Compatible with Microlatch
Wiegand keyfobs & fingerprint
remote keyfob and any
Wiegand controllers
- RF Signal Type : Wiegand controllers
Code hopping (Keeloq) AM
- IP Rating : ASK superheterodyne
IP65

FEATURES

- Simple and secure solution for expanding existing proximity, Wiegand based access control systems.
- 4 outputs provide identical Wiegand data.
- Each channel may be individually programmed to perform specific functions and control different applications depending on what button is pressed on the remote.
- Up to 69,000 keyfobs on single systems.
- Fully compatible with all Microlatch Wiegand products.
- Robust IP65 housing with aerial extension for long range external use.

Wiegand LI5012



PRODUCT CODES

- LI5012 - Receiver REC-20
Wiegand controller

ASSOCIATED PRODUCTS

- LI5020 - FOB-2SH-1W 2 Button
- LI5021 - FOB-4SH-1W 4 Button
- LI5013 - FOB-13 W 4 Button

Note :
Compatible with Paxton Net2 Controllers


Remote Access

MicroLatch. Standard Metal Fob/Transmitter
FOB 2B & 4B

Transmission Range : 100 metres line of sight
 Operating Frequency : 433.92 Mhz
 Operating Voltage : 12V DC
 Operating Current : 42 mA @ maximum
 Battery Type : 27A (12V) Alkaline cell
 Transmission Security : Rolling code Keeloq technology
 Number of Channels : 2 / 4
 Weight with Battery : 32g
 Controller Required : Fully compatible with all
 Microlatch receivers/
 controllers
 Material : Metal & plastic

FEATURES

- Flexible & secure.
- 2 or 4 channel output for multiple functionality.
- Long range RF transmission.
- Keeloq codehopping technology.
- Compatible with all Microlatch fingerprint products.
- Available with sliding cover options.
- Stylish metal construction.
- OEM variants available on special quantity request.



PRODUCT CODES

- LI5018 - Fob 2 button metal STD
- LI5019 - 4 Button metal STD

ASSOCIATED PRODUCTS

- LI5003 - PAC 13
- LI5004 - PAC 14
- LI5005 - PAC 15
- LI5006 - REC-18
- LI5015 - REC-28
- LI5014 - REC-14
- LI5012 - REC-21
- LI5679 - PACK BLI-21 Blister Retail

MicroLatch. Transmitter FOB 2-SH & 4SH
Wiegand + HID / EM 4100

Transmission Range : 100 metres line of sight
 Operating Frequency : 433.92 Mhz
 Operating Voltage : 12V DC
 Operating Current : 42 mA @ maximum
 Battery Type : 27A (12V) Alkaline cell
 Transmission Security : Rolling code Keeloq technology
 Transmission Modulation : AM ASK
 Number of Channels : 2 / 4
 Wiegand Encoding : 26 Bit user id encrypted
 Proximity Tag : HID or EM
 Weight with Battery : 32g
 Controller Required : Fully compatible with all
 Microlatch receivers/
 controllers
 Material : Metal & plastic

FEATURES

- Ideal for retro fitting or expanding existing card proximity based access systems.
- Simple, low cost solution for long range access control integration.
- Incorporates industry standard Wiegand protocol.
- Incorporates HID tag for use with HID compatible proximity readers.
- Attractive metal finish design with protective button slider.



PRODUCT CODES

- LI5020 - FOB-2SH-1W
- LI5021 - FOB-4SH-1W
- LI6425 - FOB 2S-EM-IW

ASSOCIATED PRODUCTS

- LI5003 - PAC13
- LI5004 - PAC14
- LI5005 - PAC 15
- LI5006 - REC-18
- LI5015 - REC-28
- LI5014 - REC-14
- LI5007 - REC-20
- LI5012 - REC-21

Remote Access

MicroLatch Biofob 2 - Biometric Remote

- Transmission Range : 100 metres line of sight
- Operating Frequency : 433.92 Mhz
- Operating Voltage : 3.7 - 6V DC
- Charging Voltage : 12V DC
- Current Consumption : 0 mA ~ 80 mA
- Battery Type : CR2032 Re-chargeable Lithium cell x 2
- Low Battery Warning : Yes (red LED @4.5V)
- Transmission Security : Rolling code Keeloq technology
- Transmission Modulation : AM ASK
- Number of Channels : 4 (1 channel per button)
- Wiegand Encoding : 26 Bit user ID encrypted
- Number of Users : 3 templates
- Case Construction : Polycarbonate
- Weight with Battery : 40g
- Controller Required : Fully compatible with all Microlatch receivers/ controllers



PRODUCT CODES

L15013 - BIO FOB II - 13W 4 button

ASSOCIATED PRODUCTS

- L15003 - PAC13
- L15004 - PAC14
- L15005 - PAC15

- L15006 - REC-18
- L15015 - REC-28
- L15014 - REC-14
- L15007 - REC-20
- L15012 - REC-21
- L15679 - BLI-21

BIOMETRIC DATA

- Sensor type : Touchchip CMOS (Active Capacitive Pixel Sensing)
- Sensor Life : 1 Million reads
- Image resolution : 500dpi
- False Accept Rate : 0.01%
- False Reject Rate : 1%
- Operating cycle : Approximately 3 seconds

FEATURES

- Completely wireless biometric fingerprint keyfobs.
- Ultimate in remote control security in case of loss or theft, will only operate with original owner.
- Offers a variety of applications from access control to motor vehicle entry via standard RF systems.
- Send out encrypted data requesting access on the particular channel.
- Stylish metal construction.
- Various custom built in proximity tokens available upon request (quantity dependant).

MicroLatch BLI-21 Remote Control & Receiver Blister Pack

FEATURES

- Kit contains 2 x 4 button standard fobs and 1 Rec-14 Receiver.
- Compatible with all Microlatch standard receivers and transmitters.
- Ideal retail package for automating door release, magnets, garage doors and electric gates.
- Storage capacity - 170 devices.
- 4 independent channels.



PRODUCT CODES

L15679 - BLI-21

ASSOCIATED PRODUCTS

Any Microlatch Transmitters and Standard Receivers

Remote Access

SENTRY SEN-R-TI Transmitter French Code

Transmission Range : Up to 100m direct line of sight
 Operating Frequency : 433.92
 Operating Voltage : 12V DC (GP23)
 Current Consumption : 0.02A
 Code Type : Dip switch selectable - fixed code
 Battery Type : GP23 (12V)
 Controller Required : SEN-RX1

FEATURES

- 1 channel.
- Dip switch channel changing.

Fixed Code LI1500



Height	Width	Depth
66	32	14

PRODUCT CODES

LI1500 - SEN-R-TI Transmitter

ASSOCIATED PRODUCTS

LI1501 - SEN-RX1

SENTRY Receiver SEN-RX1 French Code

Operating Frequency : 433.92 Mhz
 Supply Voltage : 12V/24V DC
 Relay Rating : 3 amp potential free contact
 Relay Output : Normally opened/normally closed
 Time Delay Option : Yes
 Relay Functions : Latch/pulse selectable
 Storage Capacity : No limit
 Code Type : Fixed (french code) (dip switch selectable)

Fixed Code LI1501



Height	Width	Depth
90	66	29

PRODUCT CODES

LI1501 - SEN-RX1

ASSOCIATED PRODUCTS

LI1500 - SEN-R-TI Transmitter

SENTRY Code Hopping Transmitters 1 & 3 Channel

Transmission Range : 100m line of sight
 Operating Frequency : 433.92 Mhz
 Operating voltage : 12V - (GP23)
 Code type : Code hopping
 Controller required : Code hopping

LI1502 LI1504



Height	Width	Depth
66	32	14

PRODUCT CODES

LI1502 - Code Hopping Transmitter 1 Channel

LI1504 - Code Hopping Transmitter 3 Channel

ASSOCIATED PRODUCTS

LI1503 - 1 Channel RX

LI1505 - 3 Channel RX

Remote Access

SENTRY Code Hopping Receivers I & 3 Channel

- Operating frequency : 433.92 Mhz
- Supply voltage : 12V / 24V DC
- Relay rating : 3 Amp potential free contact
- Relay output : Normally opened/normally closed
- Storage capacity : 8 devices
- Code type : Code hopping
- Number of channels : 1 or 3 depending on model
- Relay functions : Latch/pulse selectable
- Time delay option : Yes



PRODUCT CODES

- LI1503 - 1 Channel Code Hopping Receiver
- LI1505 - 3 Channel Code Hopping Receiver

ASSOCIATED PRODUCTS

- LI1502 - 1 Button Transmitter
- LI1504 - 3 Button Transmitter

Locca Access - Sure Touch

- Adaptor Supply : 12V DC 300 mA
- Output Voltage : 12V DC 300 mA
- External Input Voltage : Max. 24V DC 1 Amp
- Switching : 24V DC 1 Amp
- Ambient Temperature Range : 0-40° C
- Environment Humidity : 80%
- Transmission Range : 50 metres
- Code Type : Rolling code
- Maximum Number of Remotes : 19

FEATURES

- One touch programming.
- Durable and reliable.
- Kit comprises of: 1 Receiver, 2 remotes and 1 mains adaptor.



PRODUCT CODES

- LI6181 - Locca Access - 2790-01 Sure Touch

ASSOCIATED PRODUCTS

- LI6183 - Sure Touch Remotes (Pack of 2)
- LI6184 - Lifestyle Remotes

Locca Multi Unit

- Adaptor Supply : 12V DC 300 mA
- Output Voltage : 12V DC 300 mA
- External Input Voltage : Max. 24V DC 1Amp
- Max. Switching : 24V DC 1Amp
- Ambient Temperature Range : 0 - 40° C
- Environment Humidity : 80%
- Transmission Range : 1.5 to 50 meters selectable
- Code Type : Rolling Code
- Max. Number of Remotes : 999

FEATURES

- One touch programming.
- Durable and reliable.
- On screen programming.
- Kit comprises of: 1 Receiver, 2 remotes and 1 mains adaptor.



PRODUCT CODES

- LI6182 - Locca Multi - 2792-01

ASSOCIATED PRODUCTS

- LI6184 - Lifestyle Remotes - (Pack of Five)

Remote Access

Locca Sure Touch & Lifestyle Remotes

Range : 50m
 Operating Frequency : 433 Mhz
 Operating Voltage : 6V
 Battery Type : 2 x (CRO25 3V)
 Code Type : Rolling code
 Controller Required : Access or multi

FEATURES

- Additional remotes for Locca Multi and Locca Access.
- Backward and forward compatible.

L16183

Sure Touch

L16184

Lifestyle







	Height	Width	Depth
Sure Touch	65	41	20
Lifestyle	44	44	13

PRODUCT CODES
 L 16183 - Sure Touch Remote (2791-01)
 Pack of 2
 L 16184 - Lifestyle Remotes (2793-01)
 Pack of 5



Index

Audio Video Door Entry

	• Asec	752
	• Aiphone	752
	• Centurion	752
	• Daitem	753
	• ICS	753
LOCCA	• Locca	753
	• Videx	756 - 777

Audio & Video Door Entry



Two-Wire Door Intercom

Function : 1 way intercom system
 System Operating Voltage : 9V DC (battery or 9V DC transformer)
 Ring Indication : Yes - red LED flash + ringer
 Mounting Option : Surface
 No. of Cores : 2 wire
 Lock Voltage Supply : Use separate 12V DC PSU
 Finishes : White handset & blue aluminium housing

FEATURES

- Replaces door bell.
- Suitable for narrow style door frames.
- Plug in power supply available (not supplied).
- Anti-annoyance delay and button system.
- Vandal resistant construction.



PRODUCT CODES

AS9811 - Intercom AS037- 01 2 Wire Battery Operated Audio Entry

RECOMMENDED PRODUCTS FOR LOCK RELEASE APPLICATION

AS9100 - 12V DC 1 amp PSU
 LI4953 - CP79 Universal Timer Relay 12/24 DC

AIPHONE® One Way Door Station 2 Wire AC

Function : 1 way intercom system
 System Operating Voltage : 15V AC
 Maximum Current Output : 700 mA
 Additional Handset Option : No - only 1 handset per panel
 Call Sounder Option : Yes - one
 No. of Cores : 2 wire
 Lock Voltage Supply : 15V AC
 Finishes : Silver alloy

FEATURES

- Remotely unlock door via handset.



PRODUCT CODES

LI3482 - DA-1AS 1 Way Surface Audio 2 Wire Silver Alloy Door Station

KIT COMPRISES OF:

- Door Station Silver Panel
- Telephone Handset and 15V AC 700 mA Power Supply



Polo Phone 2 Wire DC

Function : 1 way intercom system
 Outside Operation : Surface mount entry panel with 2 call buttons
 Inside Operation : Speech by handset with integral gate/door release
 System Wiring : 2 wires, maximum 150m
 System Operating Voltage : 12-14V DC
 Current Draw : 1 to 1 kit 100 mA maximum
 Relay Rating : 3A maximum
 Finishes: Entry Panel : Black
 Handset : White

FEATURES

- 2 wires-upgrade existing doorbell into an audio intercom system.
- Expandable up to 5 components (handsets and entry panels) in the system. Maximum 2 entry panels.
- Intercommunication between 2 groups of handsets.
- Push buttons on handset for
 - Gate/door release
 - Auxiliary contact
 - Intercommunication call
- LED indicator on handset can be used in conjunction with gate/door status.
- Connect to 12V battery supply for power failure protection.
- Power can be connected to any component in the system.



PRODUCT CODES

LI4951 - Handset Polo - HOOWV1 Intercom 2 Wire 1 or 2 Way 12V DC
 LI4952 - Panel Polo E2GCV1 Entry 2 Wire 1 or 2 Way 12V DC

ASSOCIATED PRODUCTS

LI4974 - Stainless Steel Housing


Audio & Video Door Entry

DAITEM Wireless Door Phone Kit D5601GB

- Function : 1 way wireless intercom
 Operating Voltage - Handset : 3.6V lithium re-chargeable
 Operating Voltage-Speaker Panel : 6.4V DC (4 x D-Cells)
 Optional Power Supply Card : 8-24V AC / 12-30V DC input from mains transformer : 6V DC output for controller
 Maximum Output Current : 1.5 Amp
 Transmission Range : 400M direct line of sight (Environment dependant)
 IP Rating : External panel : IP54
 Indoor station : IP41
 Inside Operation : Interior handset controls the opening of doors & gates
 Wiring Configuration : Wire free (handset to controller) (6 wire connection between radio controller and gate panel).
 Lock Voltage Supply : 12V
 Finishes : Silver

FEATURES

- Wirefree concept mobile cordless handset.
- Portable handset.
- Remotely check door or gate is closed.
- Remotely unlock front door.
- Mains connection optional.
- Remotely trigger gate controller.



PRODUCT CODES

L12863 - Kit Doorphone D5601GB Wireless Intercom

KIT COMPRISES OF:

- D5801 Call Panel
- D5200 Controller
- 5131GB 3 Function Handset
- Re-chargeable Base Unit

MULTI-WAY SYSTEMS AVAILABLE VIA SPECIAL ORDER.

ICS Security Solutions 1 Way Surface Audio Kit

- Outside Operation : Single button
 Inside Operation : Speech by handset with integral release button.
 Number of Cores : 2
 Lock Voltage Supply : 12V DC - 175mA max.
 Finishes : Aluminium surround

FEATURES

- Surface fitted panel.
- Remotely unlock door via handset.



PRODUCT CODES

L17753 - CCL - A1 1 Way Kit Surface

Locca Wireless Connecta (Kit)

- Function : 1 way wireless intercom
 Operating Voltage : 12V DC
 IP Rating : IP54 outside unit
 Handset Operating Voltage : 6V DC
 Batteries Required : 2 x 1.2V, 600mAh NiMH (GN60 AAA HC)
 Operating Range : Up to 200m line of sight

FEATURES

- Stylish wireless intercom
- Large tactile buttons suitable for the elderly and disabled
- Multiple handsets allows communication between different rooms within the home.
- 4.6 billion combination rolling code technology. system may also be hard wired if preferred.
- Can be used in conjunction with Era - Locca Access or Multi.

Pack Contents :

External speech panel with visual display, handset, charger and power supply 12V DC 1 Amp.

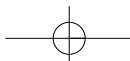


PRODUCT CODES

L16144 - Locca Connecta
 L17047 - Locca Connecta Plus

ASSOCIATED PRODUCTS

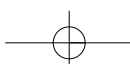
L16181 - Locca Access
 L16182 - Locca Multi
 L16183 - Suretouch Fobs
 L16184 - Lifestyle Fobs



Audio & Video Door Entry

Choosing the Correct Installation Wire

Minimum Core Size	Max. Number of Apartments	Max. Length (L max)	Conditions
0.22mm ²	10	75 Metres	One telephone per apartment. One power supplier next to each door unit. It is NOT recommended to use 0.22mm cable for installations with more than 50 telephones.
	20	60 Metres	
	30	50 Metres	
	40	44 Metres	
	50	38 Metres	
0.5mm ²	50	85 Metres	
	100	54 Metres	
	150	38 Metres	
	200	30 Metres	
	255	25 Metres	
1mm ²	50	170 Metres	
	100	105 Metres	
	150	76 Metres	
	200	60 Metres	
	255	50 Metres	
1.5mm ²	50	250 Metres	
	100	160 Metres	
	150	115 Metres	
	200	90 Metres	
	255	75 Metres	
2.5mm ²	50	425 Metres	
	100	265 Metres	
	150	190 Metres	
	200	150 Metres	
	255	120 Metres	
4mm ²	50	675 Metres	
	100	420 Metres	
	150	305 Metres	
	200	240 Metres	
	255	195 Metres	








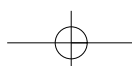


Audio & Video Door Entry

Universal Phone Wiring Details

L5182 - Videx 3101A Handset Universal

							
	Model	Release	Microphone	Earth	Speaker	Call Button	Elec. Tone/ Buzzer
1	VIDEX	5	1	3	2	6	Elec.Tone & Buzzer
2	ACET	5	10	2	7	9	Buzzer
3	AMPER	D	A	C	B	E	Buzzer
4	ATEA	2	4	3	1	5	Buzzer
5	AUTA TP92 (Electronic)	10	3	4	7	12	Elec. Tone
6	AUTELCO	P5	a	0	B	2	Buzzer
7	BELL Systems Telephone	Z	R	O	T	1	Buzzer
8	BOGEN	T	1	3	2	6	Buzzer
9	BPT	2	1	4	5	3	Buzzer
10	CENTRAMATIC	4	2	1	3	5	Buzzer
11	CITESA	1	4	C	3	B	Buzzer
12	CITVOX	5	10	9	7	T	Buzzer
13	COMELIT	5	3/6	4	2	1	Buzzer
14	ELBEX		MIC	LOW	SPEC	+	Buzzer
15	ELVOX	7	6	9	4	+	Buzzer
16	ELVOX	5	2	3/4/5	1	6	Buzzer
17	FARFISA	5	1	3	2	6	Buzzer
18	FERMAX GONDOLA	4	1	3	2	V/5	Buzzer
19	FERMAX REKTO TF4	P5	A	C	B	E	Buzzer
20	FERMAX REF: 2044, 20440, 21100	2	3	1	6	4	Elec. Tone
21	FRINGE	2	3	1	6	4	ET & Buzzer
22	GAME	P5	2	3	1	Z	Buzzer
23	GIRO	2	3	1	6	4	Buzzer
24	GOLMAR	X	M	A	S	N	ET & Buzzer
25	GOLMAR	C2	5	3	2	6	Elec. Tone
26	GOLMAR	1	5	3	10	7	Buzzer
27	GOLMAR T-600	T	1	3	2	6	Buzzer
28	GOLMAR T-2800	4	5	3	10	7	Buzzer
29	LT TERRANEO	T1	1	3	2	6	Buzzer
30	OSTELVI	9	2	6	1	7	Buzzer
31	PORMAT	4	3	2/5	1	V	Buzzer
32	RIPOLLES	3	1	8	2	4	Buzzer
33	RITTO ELEGANT 40518	11	12	9/C	11	7	Buzzer
34	SAFNAT	4	1	2	3	V	Buzzer
35	SELT1	5	1	3	2	6	Buzzer
36	SIEDLE HT-611-01	1	12	9/C	11	7	Buzzer
37	SPRINT	11/11	1	3	2	6	Buzzer
38	STR NH200	1	M	O	T	S	Buzzer
39	STR NH205	1	M	O	T	S	Elec. Tone
40	TAGRA	8	2	6	1	4	Buzzer
41	TEGUI GL	3	4	2	5	1	Buzzer
42	TEGUI HORIZON (Zumbrador/Buzzer)	3	4	2	5	1	Buzzer
43	TEGUI HORIZON (Electronic)	3	4	2	5	1	Elec. Tone
44	TELEVES	4	2	3	1	T	Buzzer
45	TESLA AAZ 85	1	2	3	6	4	Buzzer
46	TESLA DDZ 93	Z	2	3	6	4	Buzzer
47	TUNE	8	2	6	1	4	Buzzer
48	URMET	8/9	2	11	1	7	Buzzer
49	URMET	9	2	6	1	7	Buzzer
50	VIDEX	5	1	7	2	6	Buzzer
51	YUS PHONE	EL	T	-	R	B/PT	Buzzer



Audio & Video Door Entry



VKN6S Surface Non Coax Kit

- Outside Operation : Single button
- Inside Operation : Speech/vision by handset with Integral release button
- Number of Cores : 6
- Lock Voltage Supply : 12V AC
- Finishes : Stainless steel
- Kit : 1 x 831K video panel
1 x 885A surface box
1 x 850K 12V AC transformer
1 x 3351J monitor
1 x 3980J mounting plate

FEATURES

- Surface mounted panel.
- Twisted pair 6 cores (CAT5).



PRODUCT CODES

L8205 - VKN6S 1 Way Video Kit

KIT COMPRISES OF:

- 1 x 831K Video Panel
- 1 x 885A Surface Box
- 1 x 850K 12V AC Transformer
- 1 x 3351J Monitor
- 1 x 3980J Mounting Plate



Videophone 3351/3980J

- Operating Voltage : 24V AC
- Number of Cores : 6
- Video Cable : Solid cat 5
- Maximum Number of Monitors per System : 3

FEATURES

- Mono extension videophone for VK & SMVK range of videokits.
- Videophone using 4" flat screen B&W monitor.
- Door open & camera recall push buttons.
- 'On' LED.
- 3 levels of call tone volume.
- Contrast & brightness.
- 3980 backplate, 850K transformer required for each monitor.
- White finish.



PRODUCT CODES

L13923 - Monitor 3351/3980J
Extension 3000 Series
+ Mounting Plate

ASSOCIATED PRODUCTS

All VK6 Series Kits
All SMVK Series Kits
Not for use with 4000 Series Kits

Power supply required : 850K



3000 Series 3931J Desk Mount System

- Fitting Style : Surface
- Finishes : White

FEATURES

- Desk mount for all 3000 Series Video Monitors.
- 1.5M flexible cord and junction box.



PRODUCT CODES

L16127 - 3931J

ASSOCIATED PRODUCTS

All 3000 Series Monitors



Audio & Video Door Entry



Slimline Line (SLK) Kit Surface

Outside Operation : Single button
 Inside Operation : Speech by handset - Lock release on handset
 No of Cores : 4 wire
 Lock Voltage Supply : 13V AC
 Finishes : Die cast alloy

FEATURES

- Slim line.
- Ideal for applications with limited space - next to a door/gate entry point.
- Total number of handsets - 3.



PRODUCT CODES

L13921 - Kit 6H Slim Line Surface
 Audio Entry 1 Way 4 Wire

ADDITIONAL HANDSETS

L14572 - 3011A

KIT COMPRISES OF:

- Audio wall mountable handset - with lock release button
- 12V AC transformer
- Single button external panel



ESK IS 1 Way Kit Surface

Outside Operation : Single button
 Inside Operation : Speech by handset with integral Release button
 Number of Cores : 2
 Lock Voltage Supply : 12V AC
 Finishes : Stainless steel facia with satin Aluminium surround

FEATURES

- Surface mounted panel.
- 2 wire connections.



PRODUCT CODES

L11874 - ESK IS 1 Way Kit

ADDITIONAL HANDSETS

3151A (Max 2 Total)

KIT COMPRISES OF:

- 1 x 322 Panel
- 1 x 321 12V AC Transformer
- 1 x 3151A Handset



8KI Series Audio 1 Way Kit

Outside Operation : Single button
 Inside Operation : Speech by handset with integral release button.
 Number of Cores : 4
 Lock Voltage Supply : 12V AC
 Finishes : Stainless steel facia with satin aluminium surround

FEATURES

- Remotely unlock door via handset.

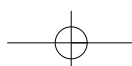


PRODUCT CODES

L5171 - 8KI 1 Way Kit - Flush
 L5172 - 8KIS 1 Way Kit - Surface

KIT COMPRISES OF:

- 1 x 8836M/1 speaker unit
- 1 x 8881 Surface Box
- 1 x 321 12V AC Transformer
- 1 x 3011A Handset



Audio & Video Door Entry



8KIS/3111 Audio 1Way Kit Surface

- Outside Operation : Single button
 Inside Operation : Speech by handset with integral release button.
 Number of Cores : 4
 Lock Voltage Supply : 12V AC
 Finishes : Stainless steel facia with satin aluminium surround

FEATURES

- Remotely unlock door via handset.



PRODUCT CODES

L16102 - 8KIS/3111 1 Way Kit - Surface

KIT COMPRISES OF:

- 1 x 8836M/1 Speaker Unit
- 1 x 8881 Surface Box
- 1 x 321 12V AC Transformer
- 1 x 3011A Handset




8K2S Audio 2 Way Kit Surface

- Outside Operation : Two buttons
 Inside Operation : Speech by handset with integral release button
 Number of Cores : 5
 Lock Voltage Supply : 12V AC
 Finishes : Stainless steel facia with satin aluminium surround

FEATURES

- Surface mounted panel.



PRODUCT CODES

L5173 - 8K2S 2 Way Kit - Surface

ADDITIONAL HANDSETS

L14572 - 3011A

KIT COMPRISES OF:

- 1 x 8836M/2 Speaker Panel
- 1 x 8881 Surface Box
- 1 x 321 12V AC Transformer
- 2 x 3011A




8K3S Audio 3 Way Kit Surface

- Outside Operation : Three buttons
 Inside Operation : Speech by handset with integral release button
 Number of Cores : 6
 Lock Voltage Supply : 12V AC
 Finishes : Stainless steel facia with satin aluminium surround

FEATURES

- Surface mounted panel.
- Modular system.



PRODUCT CODES

L5174 - 8K3S 3 Way Kit - Surface

ADDITIONAL HANDSETS

L14572 - 3011A

KIT COMPRISES OF:

- 1 x 8836M/0 Speaker Panel
- 1 x 8843 3 Button Panel
- 1 x 8882 Surface Box
- 1 x 322 12V AC Transformer
- 3 x 3011A Handset

Audio & Video Door Entry

VX VINDEX 8K4S Audio 4 Way Kit Surface

- Outside Operation : Four buttons
 Inside Operation : Speech by handset with integral release button
 Number of Cores : 7
 Lock Voltage Supply : 12V AC
 Finishes : Stainless steel facia with satin aluminium surround

FEATURES

- Surface mounted panel.
- Modular system.



PRODUCT CODES

L5175 - 8K4S 4Way Kit

ADDITIONAL HANDSETS

L14572 - 3011A

KIT COMPRISES OF:

- 1 x 8836M/0 Speaker Panel
- 1 x 8844 4 Button Panel
- 1 x 8882 Surface Box
- 1 x 322 12V AC/8V DC Transformer
- 4 x 3011A Handset

VX VINDEX 8K5S 5 Audio 5 Way Kit Surface

- Outside Operation : Five buttons
 Inside Operation : Speech by handset with integral release button
 Number of Cores : 8
 Lock Voltage Supply : 12V AC
 Finishes : Stainless steel facia with satin aluminium surround

FEATURES

- Surface mounted panel.
- Modular system.



PRODUCT CODES

L5176 - 8K5S 5 Way Kit - Surface

ADDITIONAL HANDSETS

L14572 - 3011A

KIT COMPRISES OF:

- 1 x 8836M/0 Speaker Panel
- 1 x 8845 5 Button Panel
- 1 x 8882 Surface Box
- 1 x 322 12V AC/8V DC Transformer
- 5 x 3011A Handset

VX VINDEX 8K6S Audio 6 Way Kit - Surface

- Outside Operation : Six buttons
 Inside Operation : Speech by handset with integral release button
 Number of Core : 9
 Lock Voltage Supply : 12V AC
 Finishes : Stainless steel facia with satin aluminium surround

FEATURES

- Surface mounted panel.
- Modular system.



PRODUCT CODES

L5177 - 8K6S 6 Way Kit - Surface

ADDITIONAL HANDSETS

L14572 - 3011A

KIT COMPRISES OF:

- 1 x 8836M/1 Speaker Panel
- 1 x 8845 5 Button Panel
- 1 x 8882 Surface Box
- 1 x 322 12V AC/8V DC Transformer
- 6 x 3011A Handset

Audio & Video Door Entry



8KIS / CL Audio 1 Way Keypad (AC) Kit - Surface

Outside Operation : Single button or digital keypad
 Inside Operation : Speech by handset with integral release button
 Number of Cores : 4
 Lock Voltage Supply : 12V AC
 Finish : Stainless steel facia with satin Aluminium surround

FEATURES

- Surface mounted panel.
- Modular system.
- Digital keypad entry (2 codes) 4-8 digits.
- Variable lock open time 0-99 seconds.
- 5 amp lock relay.
- Volt free contacts in keypad.



PRODUCT CODES

L5040 - 8KIS/CL (AC)
 1 Way + Keypad Kit - Surface

ADDITIONAL HANDSETS

L14572 - 3011A

KIT COMPRISES OF:

- 1 x 8836M/I Speaker Panel
- 1 x VX8800-2L Keypad Panel
- 1 x 8882 Surface Box
- 1 x 321 12V AC Transformer
- 1 x 3011A Handset



8KIS/CL Audio 1 Way Keypad (DC) Kit - Surface

Outside Operation : Single button or digital keypad
 Inside Operation : Speech by handset with integral release button
 Number of Cores : 4
 Lock Voltage Supply : 12V DC
 Finish : Stainless steel facia with satin aluminium surround

FEATURES

- Surface mounted panel.
- Modular system.
- Digital keypad entry (2 codes) 4-8 digits.
- Variable lock open time 0-99 seconds.
- 5 amp lock relay.
- Volt free contacts in keypad.



PRODUCT CODES

L9978 - 8KIS/CL (DC)
 1 Way + Keypad Kit

ADDITIONAL HANDSETS

L14572 - 3011A

KIT COMPRISES OF:

- 8837M -I Speaker Unit
- 88002L - Keypad
- 8882 - Back Box
- 521B Transformer
- 3111A Handset



EK380S Audio 1 Way Telephone Interface Kit

Outside Operation : Single Button
 Inside Operation : Speech by own BT phone using 0 to release door
 Number of Cores : 5
 Lock Voltage Supply : 12V AC
 Finish : Stainless steel facia with satin aluminium surround

FEATURES

- Surface mounted panel.
- Modular system.
- System is connected to master BT phone point.
- Can be used with normal or DECT cordless handsets.
- BABT approved.

OPERATION

- Press button on front panel to call handset, lift receiver on BT handset for two way speech, press release button designated on the handset to open door.



PRODUCT CODES

L11546 - EK380S 1 Way Kit
 with BT Interface

RELATED PRODUCTS

L11545 - 380 Controller Unit

KIT COMPRISES OF:

- 1 x 8837M-I Speaker Panel
- 1 x 8881 Surface Box
- 1 x 520M 12V AC/8V DC Transformer
- 1 x BT Slave Socket
- 1 x SP380 Interface



Audio & Video Door Entry



8K Series 8836M Speaker Modules

FEATURES

- Available with 0, 1 or 2 call push button.
- 12V AC Amplifier module for 3K series kits.

NOTE:

Requires 321 or 322 Power supply.



PRODUCT CODES

- LI5058 - Module 8836M/0 Speaker Amp for use with 3011 Handset
- LI5072 - Module 8836M/1 Speaker Amp for use with 3011 Handset
- LI5073 - Module 8836M/2 Speaker Amp for use with 3011 Handset

All of the above work with 3011A and 3111A Handsets

Note: 'M' Type amplifiers are for electronic call tone phones only



800 Series 836 Speaker Modules

Outside Operation : 836-1 single button
836-2 two button

Inside Operation : Requires handset
Number of Cores : 2 from transformer
5 from handset
2 to release

Lock Voltage Supply : 12V AC
Speech Supply Voltage : 12V AC
Finishes : Stainless steel

FEATURES

- Amplifier module for EK range of kits.
- To be used on 1 way / 2 way systems.


NB: Never use on a system with 3 buttons or more.

OPERATION

- Acts as call device to handset & allows two way speech.

REQUIRES:

321 or 322 Power Supply.



PRODUCT CODES

- L5410 - 836-1 1 Button Speaker Panel
- L5411 - 836-2 2 Button Speaker Panel

For 900 Series of phones only

Note: Non 'M' Type modules are for use with buzzer type phones only and not electronic call.



8K Series 8837M Speaker Modules

FEATURES

- Speaker unit module for front panel.
- For 3+1 intercom systems.
- Built in call tone generator.
- Available with 0, 1 or 2 call push button.

NOTE:

Requires 520M power supply.

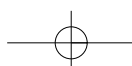


PRODUCT CODES

- LI5055 - Module 8837M/0 Speaker Amp for use with 3111 Handset
- LI5056 - Module 8837M/1 Speaker Amp for use with 3111 Handset
- LI5057 - Module 8837M/2 Speaker Amp for use with 3111 Handset or 3011A

All of the above work with 3011A and 3111A handsets

Note: 'M' Type amplifiers are for electronic call tone phones only



Audio & Video Door Entry



8K Series 8837 Speaker Modules

Outside Operation : 8837-0 no buttons
 8837-1 one button
 8837-2 two buttons
 Inside Operation : Requires handset
 Number of Cores : 2 From transformer
 5 From handset
 2 to release
 Input Voltage Supply : 12V AC
 Speech Input Voltage : 8V DC
 Finishes : Stainless steel

FEATURES

- Modular speaker panel can be used as replacement item.

OPERATION

- Acts as call device to handset & allows two way speech for EK range of kits.

REQUIRES:

520m Power Supply.



PRODUCT CODES

- L5187 - 8837-0 No Buttons Speaker Panel
- L4421 - 8837-1 One Button Speaker Panel
- L4422 - 8837-2 Two Button Speaker Panel

For use with 900 Series handsets

Note: Non 'M' Type modules are for use with buzzer type phones only and not electronic call.



8K Series Extension Panels


Finish : Stainless steel

OPERATION

- Extension panels for making up multiple button audio panels.

FEATURES

- Modular panels.



PRODUCT CODES

- L10342 - 8840 Blanking Panel
- L4423 - 8843 3 Button Panel
- L4424 - 8844 4 Button Panel
- L5188 - 8845 5 Button Panel




2200 Series 2203-1/0 Digital Speaker Module

Operating Voltage : 12V DC
 No of Cores : 2
 Lock Output Voltage : 12V DC
 Call Tone : Electronic
 Finish : Stainless steel
 Relay Output : Switch negative

NOTE:

- Suits 800 Series Housings and Extension Panels.



PRODUCT CODES

- L16128 - 2203-1/0

ASSOCIATED PRODUCTS

- L16137 - 3171A
- L16138 - 3172A



Audio & Video Door Entry




2200 Series 2203-1 Digital Speaker Module

Operating Voltage : 12V DC
 No of Cores : 2
 Lock Output Voltage : 12V DC
 Call Tone : Electronic
 Finish : Stainless steel

NOTE:

- 1 button speaker interface unit.
- For 800 series housings.
- Requires power supply.



L16129

PRODUCT CODES

L16129 - 2203-1 | 1 Button Speaker Module

ASSOCIATED PRODUCTS

L16137 - 3171A Handset
 L16138 - 3172A Handset




2200 Series 2203-2 Digital Speaker Module

Operating Voltage : 12V DC
 No of Cores : 2
 Lock Output Voltage : 12V DC
 Call Tone : Electronic
 Finish : Stainless steel

NOTE:

- 2 Button speaker interface unit.
- For 800 series housing.
- Requires power supply.



L16130

PRODUCT CODES

L16130 - 2203-2
 2 Button Speaker Module

ASSOCIATED PRODUCTS

L16137 - 3171A Handset
 L16138 - 3172A Handset



8K Series VX8800 - 2L Keypad

Outside Operation : Keypad entry module
 Number of Cores : 4
 Lock Voltage Supply : 12V AC/DC
 Finishes : Stainless steel
 Relays : 2 x voltage free
 change over contacts

FEATURES

- Easy programming sequence.
- Visual & audible confirmation.
- Two user code facility.
- Illuminated panel for night use.
- Built in timer 0-99 seconds or toggle.

OPERATION

- Allows access upon entry of correct user code.

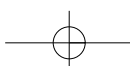


L5197

PRODUCT CODES

L5197 - VX8800 - 2L

For use with 8K Series Panels



Audio & Video Door Entry



8K Series Surface Boxes

Finish : Satin aluminium

OPERATION

- Surface mount box for Videx modular panels.

L4429



	Height	Width	Depth	Weather Resistant
881	169	140	62	✓
882	289	140	62	✓
883	409	140	62	✓
884	289	256	62	✓

PRODUCT CODES

- L4429 - 8881 1 Module Surface Box
- L4430 - 8882 2 Module Surface Box
- L5194 - 8883 3 Module Surface Box
- L5414 - 8884 4 Module Surface Box




8K Series Flush Boxes

Finishes : Satin aluminium

OPERATION

- Flush mount box for Videx modular panels.

L4425



	Height	Width	Depth	Weather Resistant
851	154	115	45	✓
852	274	115	45	✓
853	394	115	45	✓

PRODUCT CODES

- L4425 - 8851-1 Module Flush Box
- L4426 - 8852-2 Module Flush Box
- L5189 - 8853-3 Module Flush Box



8K Series Rain Shields

Finish : Satin aluminium


FEATURES

- Suits Videx flush box only.

OPERATION

- Rainshield cover for flush mounted panels.

L4427



	Height	Width	Depth	Weather Resistant
871	169	140	35	✓
872	289	140	35	✓
873	409	140	35	✓
874	289	256	35	✓

PRODUCT CODES

- L4427 - 8871 1 Module Rain Shield
- L4428 - 8872 2 Module Rain Shield
- L5193 - 8873 3 Module Rain Shield
- L5413 - 8874 4 Module Rain Shield



Audio & Video Door Entry



VR/IN Vandal Resistant Panel

Outside Operation : Single button
 Number of Cores : 4
 Finishes : Stainless steel

FEATURES

- Heavy gauge stainless steel panel.



PRODUCT CODES

L7002 - VR/IN
 (Vandal Resistant Panel)

RELATED PRODUCTS

To make a 1 way vandal resistant flush kit.

L2496 - 537C Speaker Unit
 L2497 - 520M Transformer
 L5180 - 3021A Handset



537C Speaker Module

Outside Operation : No buttons - module only
 Number of Cores : 2 from transformer
 2 from handset
 Required Voltage Supply : 12V AC
 Speech Output Voltage : 8V DC
 Finish : Cream - plastic

FEATURES

- For use with hollow section panels (eg: vandal resistant).

OPERATION

- Module only - allows 2 way speech.
 Call line is done through button on panel.

REQUIRES:

520m Power Supply.



PRODUCT CODES

L2496 - 537C Speaker Unit

Note: Non 'M' Type modules are for use with buzzer type phones only and not electronic call.



4000 Series 4KIS 1 Way Surface Mount Audio Intercom

Operating Voltage : 12V AC
 Output Current : 1.6 amp
 No of Cores : 3+1
 Lock Output : 12V AC
 Fitting Style : Surface
 Finish : Polished stainless steel

FEATURES

- Electronic call tone.
- Lock relay output at door panel.
- Modern robust construction.
- Attractive gun metal grey housing.

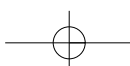


PRODUCT CODES

L15766 - 4KIS 1 Way Audio Kit Surface

KIT COMPRISES OF:

1 x 4836/1 Speaker Panel
 1 x 4881 Surface Housing
 1 x 3011A Handset (Max 3 total)
 1 x 321 Power Supply



Audio & Video Door Entry



4000 Series 4K2S 2 Way Surface Mount Audio Intercom Surface

Operating Voltage : 12V AC
 Output Current : 1.6 amp
 No of Cores : 4
 Lock Output : 12V AC
 Fitting Style : Surface
 Finish : Polished stainless steel

FEATURES

- Electronic call tone.
- Lock relay output at door panel.
- Modern robust construction.
- Attractive gun metal grey housing.



PRODUCT CODES

L15767 - 4K2S 2 Way Audio Kit Surface

KIT COMPRISES OF:

- 1 x 4836/1 Speaker Panel
- 1 x 4881 Surface Housing
- 2 x 3011A Handset (Max 3 total per button)
- 1 x 321 Power Supply



4000 Series 4K3S 3 Way Audio Intercom Surface

Operating Voltage : 12V AC
 Output Current : 1.6 amp
 No of Cores : 6
 Lock output Voltage : 12V AC
 Fitting Style : Surface
 Finish : Polished stainless steel

FEATURES

- Electronic call tone.
- Lock relay output at door panel.
- Modern robust construction.
- Attractive gun metal grey housing.



PRODUCT CODES

L15768 - 4K3S 3 Way Audio Kit Surface

KIT COMPRISES OF:

- 1 x 4836/0 Speaker Panel
- 1 x 4843 3 Button Extension Panel
- 1 x 4882 Surface Housing
- 1 x 321 Power Supply
- 3 x 3011A Handset (Max 3 total per button)




4000 Series 4K4S 4 Way Surface Mount Audio Intercom

Operating Voltage : 12V AC
 Output Current : 1.6 amp
 Number of Cores : 7
 Lock Output : 12V AC
 Fitting Style : Surface
 Finish : Polished stainless steel

FEATURES

- Electronic call tone.
- Lock relay output at door panel.
- Modern robust construction.
- Attractive gun metal grey housing.



PRODUCT CODES

L15769 - 4K4S 4 Way Audio Kit Surface

KIT COMPRISES OF:

- 1 x 4836/0 Speaker Panel
- 1 x 4844 4 Button Extension Panel
- 1 x 4882 Surface Housing
- 1 x 321 Power Supply
- 4 x 3011A Handset (Max 3 total per button)



Audio & Video Door Entry



4000 Series 4K5S 5 Way Surface Mount Audio Intercom

Operating Voltage : 12V AC
 Output Current : 1.6 amp
 No of Cores : 7
 Lock Output : 12V AC
 Fitting Style : Surface
 Finish : Polished stainless steel

FEATURES

- Electronic call tone.
- Lock relay output at door panel.
- Modern robust construction.
- Attractive gun metal grey housing.



PRODUCT CODES

LI5770 - 4K5S 5 Way Audio Kit Surface

KIT COMPRISES OF:

- 1 x 4836/0 Speaker Panel
- 1 x 4844 5 Button Extension Panel
- 1 x 4882 Surface Housing
- 1 x 321 Power Supply
- 5 x 301 IA Handset (Max 3 total per button)



4000 Series 4K6S 6 Way Audio Intercom Surface

Operating Voltage : 12V AC
 Output Current : 1.6 amp
 No of Cores : 9
 Lock Output Voltage : 12V AC
 Fitting Style : Surface
 Finish : Polished stainless steel

FEATURES

- Electronic call tone.
- Lock relay output at door panel.
- Modern robust construction.
- Attractive gun metal grey housing.



PRODUCT CODES

LI5771 - 4K6S 6 Way Audio Kit Surface

KIT COMPRISES OF:

- 1 x 4836/0 Speaker Panel
- 1 x 4845 5 Button Extension Panel
- 1 x 4882 Surface Housing
- 1 x 321 Power Supply
- 6 x 301 IA Handset (Max 3 total per button)



4000 Series 1 Way DK4K/IS Audio Intercom Keypad Surface

Operating Voltage : 12V AC
 Output Current : 1.6 amp
 No of Cores : 3+1
 Lock Output Voltage : 12V AC
 Access Codes : 3 (4-8 digits long)
 Fitting Style : Surface
 Finish : Polished stainless steel

FEATURES

- Electronic call tone.
- Lock relay output at door panel.
- Modern robust construction.
- Attractive gun metal grey housing.
- Volt free contacts in keypad.

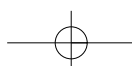


PRODUCT CODES

LI5773 - DK4K/IS 1 Way Audio Kit & Keypad Surface

KIT COMPRISES OF:

- 1 x 4836/1 Speaker Panel.
- 1 x 4800 Keypad (special order).
- 1 x 4882 Surface Housing.
- 1 x 321 Power Supply.
- 1 x 301 IA Handset (Max 3 total).



Audio & Video Door Entry



4000 Series DK4K/I 1 Way Audio Intercom and Keypad Flush

Operating Voltage : 12V AC
 Output Current : 1.6 amp
 No of Cores : 3+1
 Lock output Voltage : 12V AC
 Access Codes : 3 (4-8 digits long)
 Fitting Style : Flush
 Finish : Polished stainless steel

FEATURES

- Electronic call tone.
- Lock relay output at door panel.
- Modern robust construction.
- Attractive gun metal grey housing.
- Volt free contacts in keypad.



L15774

PRODUCT CODES

L15774 - DK4K/I 1 Way Audio Kit and Keypad Flush

KIT COMPRISES OF:

- 1 x 4836/I Speaker Panel.
- 1 x 4800 Keypad (special order).
- 1 x 4882 Surface Housing.
- 1 x 321 Power Supply.
- 1 x 3011A Handset (Max 3 total).




4000 Series 4836/0 Speaker Module

Operating Voltage : 12V AC
 Number of Cores : 6
 Lock Output Voltage : 12V AC
 Call Tone : Electronic
 Finish : Stainless steel

NOTE:

- For 4000 Series housings.
- Requires 321 or 322 power supply.



L16117

PRODUCT CODES

L16117 - 4836/0 0 Button Speaker Module

ASSOCIATED PRODUCTS

L1472 - 3011A Handset
 L9979 - 3111A Handset



4000 Series 4836/I Speaker Module

Operating Voltage : 12V AC
 No of Cores : 6
 Lock Output Voltage : 12V DC
 Call Tone : Electronic
 Finish : Stainless steel

NOTE:

- For 4000 Series housings.
- Requires 321 or 322 power supply.



L16118

PRODUCT CODES

L16118 - 4836/I 1 Button Speaker Module

ASSOCIATED PRODUCTS

L1472 - 3011A Handset
 L9979 - 3111A Handset

Audio & Video Door Entry



4000 Series 4836/2 Speaker Unit

Operating Voltage : 12V AC
 No of Cores : 6
 Lock Output Voltage : 12V AC
 Call Tone : Electronic
 Finish : Stainless steel

NOTE:

- For 4000 Series housings.
- Requires 321 or 322 power supply.



L16119

PRODUCT CODES

L16119 - 4836/2 2 Button Speaker Module

ASSOCIATED PRODUCTS

L1472 - 3011A Handset
 L9979 - 3111A Handset



4000 Series Extension Panels

Finish : Polished stainless steel

NOTE:

- For 4000 Series housing.



L15892

PRODUCT CODES

L15890 - 4840 Blanking Module
 L15892 - 4843 3 Button Module
 L15893 - 4844 4 Button Module
 L15894 - 4845 5 Button Module



4000 Series 4900 Keypad Module

Operating Voltage : 12V/24V AC/DC
 No of Cores : 4 minimum
 Codes : 100 individual
 Relay Outputs : 3@ 5 Amp
 Illumination : Yes
 Backlit : No
 Finish : Polished stainless steel
 Code Application : Access only

FEATURES

- For 4000 Series housings.
- Enables coded access for users.



L16125

PRODUCT CODES

L16125 - 4900 Keypad Module

Audio & Video Door Entry



4203/0 4000 Series Digital 0 Button Speaker Module

Operating Voltage : 12V DC
 Number of Cores : 2
 Lock Output Voltage : 12V DC
 Call Tone : Electronic
 Finish : Stainless steel

NOTE:

- For 4000 Series housings.
- Suits 2 wire 4200 systems.
- Requires 521 power supply.



L16131

PRODUCT CODES

L16131 - 4203-0 Speaker Module

ASSOCIATED PRODUCTS

L16137 - 3171A Handset
 L16138 - 3172A Handset



4203/1 4000 Series Digital 1 Button Speaker Module

Operating Voltage : 12V DC
 Number of Cores : 2
 Lock Output Voltage : 12V DC
 Call Tone : Electronic
 Finish : Polished stainless steel

NOTE:

- For 4000 Series housings.
- Suits 2 wire 4200 systems.
- Requires 521 power supply.



L16132

PRODUCT CODES

L16132 - 4203/1 Speaker Module

ASSOCIATED PRODUCTS

L16137 - 3171A Handset
 L16138 - 3172A Handset



4203/2 4000 Series Digital 2 Button Speaker Module

Operating Voltage : 12V DC
 Number of Cores : 2
 Lock Output Voltage : 12V DC
 Call Tone : Electronic
 Finish : Polished stainless steel

NOTE:

- For 4000 series housings.
- Requires 521 power supplies.
- Suits 2 wire 4200 systems.



L16133

PRODUCT CODES

L16133 - 4203/2 Speaker Module

ASSOCIATED PRODUCTS

L16137 - 3171A Handset
 L16138 - 3172A Handset

Audio & Video Door Entry



4000 Series Information Module

Finish : Polished stainless steel

FEATURES

- Blue back lit module with transparent cover.

NOTE:

- For 4000 Series Housings.



L15895

Height	Width	Depth
120	103	30

PRODUCT CODES

L15895 - 4846 Information Module




4000 Series Surface Housings

Surround Finish : Gun metal grey
Back Box : Plastic

FEATURES

- For 4000 Series.



L15881

Height	Width	Depth
160	135	43
280	135	43
400	135	43

PRODUCT CODES

L15881 - 4881 1 Module Surface Housing
L15882 - 4882 2 Module Surface Housing
L15883 - 4883 3 Module Surface Housing




4000 Series Flush Back Box Housings

Surround Finish : Gun metal grey
Back Box : Plastic

FEATURES

- For 4000 Series.



L16134

	Height	Width	Depth
4851	160	135	46
4852	280	135	46
4853	400	135	46

PRODUCT CODES

L16134 - 4851 1 Module Flush Housing
L16135 - 4852 2 Module Flush Housing
L16136 - 4853 3 Module Flush Housing

Audio & Video Door Entry



3011A 1 Button Handset Electronic Call Tone

FEATURES

- Wall mountable handset.
- Electronic call tone.
- Door release facility.
- White finish.
- 3 position call tone adjustment.



PRODUCT CODES

L14572 - Handset 3011A use with 8K kit call tone

For use with 8K Series and 4000 Series Kits



3021A 1 Button Handset AC Buzzer

Number of Cores : 5
Finishes : White

OPERATION

- Standard handset for Videx vandal resistant audio entry systems.
- Integral door release button.
- 12V AC buzzer.
- Replaces Smart 1 handset.



PRODUCT CODES

L5180 - 3021A - 1 Button Handset

ASSOCIATED PRODUCTS

L7002 - VR IN Panel



3101A 2 Button Handset AC Buzzer / Call Tone (Universal)

Number of Cores : 5
Finishes : White

OPERATION

- Handset for 2 way speech with integral release button.
- 12V AC buzzer.
- Compatible with 3021A handset (L5180).
- Replaces 924 handset.



PRODUCT CODES

L5182 - 3101A - 2 Button Handset

See compatibility chart on page 755



Audio & Video Door Entry



3102A 2 Button Handset with On/Off Switch Electronic Call Tone & AC Buzzer


Number of Cores : 4
 Fitting Style : Surface
 Finishes : White

OPERATION

- Handset for 2 way speech with integral release button.
- Integral privacy switch silences call tone.
- Electronic call tone or buzzer.
- On/Off switch.

FEATURES

- 3 position call tone adjustment for electronic call only.



L5183

PRODUCT CODES

L5183 - 3102A 2 Button Handset

ASSOCIATED PRODUCTS

8K Series Kits



3111A Handset 2 Button - Electronic Call Tone


Number of Cores : 4
 Finishes : White

OPERATION

- Handset for 2 way speech with integral release button.
- With electronic call tone.
- Handset to suit 8K and DK Series Systems.

FEATURES

- 3 position call tone adjustment.



L9979

PRODUCT CODES

L9979 - 3111A - 2 Button Handset



3112A 2 Button Handset with On/Off Switch - Electronic Call Tone

Number of Cores : 4
 Finishes : White

OPERATION

- Handset for 2 way speech with integral release button.
- Integral privacy switch silences call tones.
- Electronic call tone only.

FEATURES

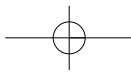
- 3 position call tone adjustment.



L5184

PRODUCT CODES

L5184 - 3112A - 2 Button Handset



Audio & Video Door Entry




3151A 2 Button Handset - Electronic Call Tone

Operating Voltage : 12V AC
 No of Cores : 2
 Fitting Style : Surface
 Finish : White

FEATURES

- Electronic call tone.



PRODUCT CODES

L15875 - 3151A - 2 Button Handset

ASSOCIATED PRODUCTS

L11874 - ESK I Kit




3171A 2 Button Handset - Electronic Call Tone

Number of Cores : 2
 Lock Voltage Supply : 12V DC
 Finishes : White

FEATURES

- Electronic call tone.
- 2 wire.



PRODUCT CODES

L16137 - 3171A - 2 Button Handset

ASSOCIATED PRODUCTS

2200 Series and 4200 Series Systems



3172A 2 Button Handset with on/off Electronic Call Tone

Number of Cores : 2
 Lock Voltage Supply : 12V DC
 Finishes : White

FEATURES

- On/Off switch.



PRODUCT CODES

L16138 - 3172A - 2 Button Handset

ASSOCIATED PRODUCTS

2200 Series and 4200 Series Systems

Audio & Video Door Entry



3000 Series 3038A Desk Mount Kit

Fitting Style : Surface

FEATURES

- Suitable for desk mounting all 3000 series.
- Full base handsets.



PRODUCT CODES

L15876 - 3038A Desk Mount Kit

ASSOCIATED PRODUCTS

The following full base handsets can be used:

L9979 - 3111A

L5184 - 3112A

L16137 - 3171A

L16138 - 3172A



900 Series 938 Desk Mount Kit

Finishes : White

Kit Comprises of : 1 x Desk panel with cable
1 x Connector kit

OPERATION

- Allows 900 series full base handsets to be desk mounted.
- Please note no desk mount kit available for short base handsets.



PRODUCT CODES

L5196 - 938 DMK Desk Mount Kit



322N Transformer

Number of Cores : 2


Output Voltage : 12V AC

Output Current : 1.6 amp

Finishes : White

OPERATION

- Step down transformer.
Input: Mains 240 V AC
Output: 12V AC



PRODUCT CODES

L2498 - 522N Transformer

Audio & Video Door Entry



520M Transformer

Number of Cores : 3
 Output Voltage : 12V AC / 8V DC
 Output Current : 1.6 amp AC, 350 mA DC
 Finishes : White

OPERATION

- Step down transformer.
 Input : Mains 240V AC
 Output : 12V AC
 8V DC (speech line only).



PRODUCT CODES

L2497 - 520M Transformer



521B Transformer


Number of Cores : 2
 Output Voltage : 12V DC
 Output Current : 1 amp
 Finishes : White

OPERATION

- Step down transformer.
 Input : Mains 240V AC
 Output : 12V AC

FEATURES

- 13.8V DC battery charging circuit for use with SLA batteries.



PRODUCT CODES

L9976 - 521B Transformer



850K Transformer

Number of Cores : 2
 Output Voltage : 24V AC
 Finishes : White

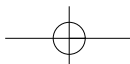
OPERATION

- Step down transformer
 Input: Mains 240V AC
 Output: 24V AC
- Suitable for VK6 series monitors.



PRODUCT CODES

L8207 - 850K Transformer




Audio & Video Door Entry



502N 2 Entrance Switcher

OPERATION

- Allows speech and power to be switched between entrance panels.
- For use with 800 Series 3000 Series Amplifier Modules.



PRODUCT CODES
L2519 - 502N Switcher



SP380 Telephone Interface Unit

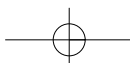
Finishes : White

OPERATION

- Allows connection between normal audio entry system and BT telephone.
- Will work with PABX systems with an analogue input.
- Can be used instead of, or in addition to a standard handset on existing Videx system.



PRODUCT CODES
LI1545 - SP380 Telephone Interface Unit





Once selected. Twice the support.

Videx Security has for over 20 years been a market leader in the design and manufacture of Door Entry, Access Control and Biometric Systems.

We always ensure our products are easy to use and install. On-going support is always available for customers and installers.

Our extensive range of products encompasses:

- Biometric and Access Control Products
- Door Entry Systems
- DDA Door Entry Panels
- Audio & Video Kits

Visit our website to find out more!



Biometric & Access Control Products



Door Entry Systems



DDA Door Entry Panels


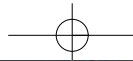


Audio & Video Kits



www.videx-security.com





Index

Electric Locking

Electric Strikes

- Asec 780 - 788
- Adams Rite 789 - 791
- Alpro 791 - 792
- Clarkes Instruments 793
- Diax 794
- Eff Eff 794 - 795
- Trimec 796 - 799



Electro Magnetic Locks

- Asec 799 - 808
- Adams Rite 808 - 813
- Alpro 814
- ICS 814



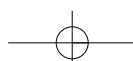
Solenoid Bolts

- Adams Rite 814
- Alpro 815 - 818
- Clarkes Instruments 819
- ICS 818 - 819
- Trimec 820 - 821



Electric Locks

- Cisa 821 - 824
- Exidor 825
- Evva 825
- GU - (UPVC) 826



Electric Locking



AIR/A95 Release

Fitting : Rim
 Operation : Fail Locked / Fail Unlocked
 Voltage : 12V AC / 12V DC / 24V DC
 Current : 12V AC = 0.65A
 12V DC = 0.16A
 24V DC = 0.08A
 Holding Force : 295kg/650lbs

FEATURES

- 12V DC / 24V DC are continuously rated.
- Inward opening only.
- Low duty.



F/P Height	F/P Width	Overall Width	Overall Depth	Body Height	Body Depth	Jaw Height	Jaw Width	Jaw Depth
108	50	50	33	108	21	40	11	8

PRODUCT CODES

- AS9541 - AIR 12V AC F/L Release
- AS9542 - AIRDC 12V DC F/L Release
- AS9543 - AIRDC24 24V DC F/L Release
- AS9561 - A95R 12V DC F/U Release
- AS9562 - A95R24 24V DC F/U Release



R12 Release

Fitting : Rim
 Operation : Fail Locked / Fail Unlocked
 Voltage : 12V AC / 12V DC
 Current : 12V AC = 0.65A
 12V DC = 0.16A
 Holding Force : 295kg/650lbs

FEATURES

- 12V DC - continuously rated.
- Inward opening only.
- One piece solid rim case.
- Adjustable jaw.
- Low/medium duty.



F/P Height	F/P Width	Overall Width	Overall Depth	Body Height	Body Depth	Jaw Height	Jaw Width	Jaw Depth
105	48	48	35	105	23	41	12	7

PRODUCT CODES

- AS9529 - R12V AC F/L Release
- AS9530 - R12V DC F/L Release
- AS9531 - R12V DC F/U Release



AIC/A95C Release

Fitting : Surface
 Operation : Fail Locked / Fail Unlocked
 Voltage : 12V AC / 12V DC / 24V DC
 Current : 12V AC = 0.65A
 12V DC = 0.16A
 24V DC = 0.08A
 Holding Force : 295kg/650lbs

FEATURES

- 12V DC / 24V DC are continuously rated.
- Low duty.
- Surface fix release with packing pieces.
- Suitable for inward opening rebated doors.
- Inward opening only.



F/P Height	F/P Width	Overall Width	Overall Depth	Body Height	Body Depth	Jaw Height	Jaw Width	Jaw Depth
145	36	36	25	106	36	40	11	8

PRODUCT CODES

- AS9536 - AIC 12V AC F/L Release
- AS9537 - AICDC 12V DC F/L Release
- AS9538 - AICDC24 24V DC F/L Release
- AS9559 - A95C 12V DC F/U Release
- AS9560 - A95C24 24V DC F/U Release

Electric Locking



IGEST – 15 RIM Electric Release

Fitting : RIM surface
 Operation : F/L & F/U selectable
 Voltage : 12 / 24V DC
 Current : 12V DC = 0.1A
 24V DC = 0.2A
 Holding force : 750 Kg / 1650 lb
 Latch monitoring : Yes, (AS9829 only)
 Anti tamper : No
 IP Rating : IP53

FEATURES

- RIM surface mount.
- 12V / 24V DC continuously rated coil.
- Zinc alloy case and stainless steel front plate and lip.
- Low current consumption on stand by.
- High end surface treatment.
- Simple fail locked to fail unlocked interchange with no loose pins and springs.
- Attractive black finish.
- Suitable replacement for old YALE ES10.
- Available as monitored and unmonitored.



F/P Height	F/P Width	F/P Depth	Overall Depth	Body Height	Body Width	Body Depth	Jaw Height	Jaw Width	Jaw Depth
93	55	3	40	93	33	40	38	16	14

PRODUCT CODES

- AS9832 - 12/24 DC FL/FU Rim
- AS9829 - 12/24 DC FL/FU Rim Monitored



A8 Release

Fitting : Rim
 Operation : Fail Locked / Fail Unlocked
 Voltage : 12V AC / 12V DC
 Current : 12V AC = 0.65A
 12V DC = 0.16A
 Holding Force : 295kg/650lbs

FEATURES

- 12V DC continuously rated.
- Inward opening only.
- Low duty.
- To suit Ingersoll SC71 nightlatch.



F/P Height	F/P Width	Overall Width	Overall Depth	Body Height	Body Depth	Jaw Height	Jaw Width	Jaw Depth
107	63	63	45	107	28	30	15	14

PRODUCT CODES

- AS9552 - A8 CP 12V AC F/L Release
- AS9551 - A8 BP 12V AC F/L Release
- AS9556 - A8 DC CP 12V DC F/L Release
- AS9555 - A8 DC BP 12V DC F/L Release
- AS9554 - A8 A5 CP 12V DC F/U Release
- AS9553 - A8 A5 BP 12V DC F/U Release



A1/A95 Release

Fitting : Mortice
 Operation : Fail Locked / Fail Unlocked
 Voltage : 12V AC / 12V DC / 24V DC
 Current : 12V AC = 0.65A
 12V DC = 0.16A
 24V DC = 0.08A
 Holding Force : 295kg/650lbs

FEATURES

- Low duty.
- 12V DC/24V DC are continuously rated.



F/P Height	F/P Width	Overall Width	Overall Depth	Body Height	Body Width	Body Depth	Jaw Height	Jaw Width	Jaw Depth
160	25	25	31	105	20	28	42	12	8

PRODUCT CODES

- AS9532 - A1 12V AC F/L Release
- AS9539 - A1DC 12V DC F/L Release
- AS9540 - A1DC24 24V DC F/L Release
- AS9557 - A95 12V DC F/U Release
- AS9558 - A9524 24V DC F/U Release

Electric Locking



SEWOSY 291 & 222 Series Mortice Releases

Fitting : Mortice
 Operation : Fail Locked / Fail Unlocked
 Voltage : 12V AC / 12V DC
 Current : 12V AC = 0.65A
 12V DC = 0.16A
 Holding Force : 295kg/650lbs
 Adjustable Jaw : Yes

FEATURES

- Low to medium duty.
- 12V DC is continuously rated.



AS9836

F/P Height	F/P Width	Overall Width	Overall Depth	Body Height	Body Width	Body Depth	Jaw Height	Jaw Width	Jaw Depth
160	25	25	31	70	20	30	42	12	7

PRODUCT CODES

- AS9836 - SE-222 12V - AC/DC F/L Release
- AS9837 - SE-291 8V - 12V DC F/U Release



A21/A25 Release

Fitting : Mortice
 Operation : Fail Locked / Fail Unlocked
 Voltage : 12V AC / 12V DC
 Current : 12V AC = 0.65A
 12V DC = 0.16A
 Holding Force : 295kg/650lbs

FEATURES

- Adjustable jaw.
- 12V DC continuously rated.
- Low duty.



AS9545

F/P Height	F/P Width	Overall Width	Overall Depth	Body Height	Body Width	Body Depth	Jaw Height	Jaw Width	Jaw Depth
160	25	25	31	105	20	28	42	13-17	6

PRODUCT CODES

- AS9545 - A21 12V AC F/L Release
- AS9546 - A21 12V DC F/L Release
- AS9547 - A25 12V DC F/U Release



M12/M24 Release

Fitting : Mortice
 Operation : Fail Locked / Fail Unlocked
 Voltage : 12V AC / 12V DC / 24V DC
 Current : 12V AC = 0.65A
 12V DC = 0.16A
 24V DC = 0.08A
 Holding Force : 300kg/660lbs

FEATURES

- 12V DC / 24V DC are continuously rated.
- Stainless steel faceplate.
- Adjustable jaw.
- Low / medium duty.



AS9524

F/P Height	F/P Width	Overall Width	Overall Depth	Body Height	Body Width	Body Depth	Jaw Height	Jaw Width	Jaw Depth
160	25	25	31	67	20	28	41	14-17	7

PRODUCT CODES

- AS9524 - M12V AC F/L Release
- AS9525 - M12V DC F/L Release
- AS9526 - M12V DC F/U Release
- AS9527 - M24V DC F/L Release
- AS9528 - M24V DC F/U Release

Electric Locking



G-Series Release

Fitting : Mortice
 Operation : Fail Locked
 Voltage : 12V AC / DC
 Current : 12V AC = 0.75A
 12V DC = 0.2A
 Holding Force : 295kg / 650lb
 Delay Pin : Yes (AS9879 only)
 Hold Open Lever : Yes
 Adjustable Jaw : Yes

FEATURES

- Stainless steel sash faceplate.
- Adjustable jaw.
- 12V DC & AC compatible.
- Low / medium duty.
- Narrow style reversible and symmetrical body.



AS9879
AS9880

F/P Height	F/P Width	Overall Width	Overall Depth	Body Height	Body Depth	Body Width	Jaw Height	Jaw Width	Jaw Depth
250	25	25	32	75	28	20	43	13-16	6

PRODUCT CODES

- AS9879 - G-MUA 12S AC/DC delay pin F/L
- AS9880 - G-SUA 12S AC/DC standard F/L



D-Series Release

Fitting : Mortice
 Operation : Fail Locked / Fail Unlocked
 Voltage : 12V AC/DC
 Current : 12V AC = 0.75A
 12V DC = 0.2A
 Holding Force : 295kg / 650lb
 Delay Pin : Yes
 Hold open Lever : Yes
 Adjustable Jaw : Yes

FEATURES

- Stainless steel faceplate.
- Adjustable jaw.
- Low / medium duty.
- Reversible non symmetrical body.



AS9881

F/P Height	F/P Width	Overall Width	Overall Depth	Body Height	Body Depth	Body Width	Jaw Height	Jaw Width	Jaw Depth
160	25	25	32	105	28	20	43	13-16	6

PRODUCT CODES

- AS9881 - D-MUA 12V AC/DC F/L
- AS9882 - D-MUA 12V DC F/U



H-Series Release

Fitting : Mortice
 Operation : Fail Locked / Fail Unlocked
 Voltage : 12V AC/DC
 Current : 12V AC = 0.75A
 12V DC = 0.2A
 Holding Force : 295kg / 650lb
 Delay Pin : Yes
 Hold open Lever : Yes
 Adjustable Jaw : Yes

FEATURES

- Stainless steel faceplate.
- Adjustable jaw.
- Low / medium duty.
- Narrow style reversible and symmetrical body.



AS9883

F/P Height	F/P Width	Overall Width	Overall Depth	Body Height	Body Depth	Body Width	Jaw Height	Jaw Width	Jaw Depth
160	25	25	32	67	28	20	43	13-16	6

PRODUCT CODES

- AS9883 - H-MUA 12V AC/DC F/L
- AS9884 - H-MUA 12V DC F/U

Electric Locking



A2 Delay Release

Fitting : Mortice
 Operation : Fail Locked
 Voltage : 12V AC
 Current : 0.65A
 Holding Force : 295kg/650lbs
 Delay Pin : Yes
 Hold Open Lever : No
 Adjustable Jaw : No

FEATURES

- Delay - when powered this unit will stay unlocked until the door has been opened and will then re-lock when closed.
- Low duty.



AS9544

F/P Height	F/P Width	Overall Width	Overall Depth	Body Height	Body Width	Body Depth	Jaw Height	Jaw Width	Jaw Depth
160	25	25	31	105	20	28	45	11	8

PRODUCT CODES

AS9544 - A2 12V AC F/L Delay Release



A3 Hold Open Release

Fitting : Mortice
 Operation : Fail Locked
 Voltage : 12V AC
 Current : 0.65A
 Holding Force : 295kg/650lbs
 Delay Pin : No
 Hold Open Lever : Yes
 Adjustable Jaw : No

FEATURES

- Low duty.
- H/O - incorporates an unlatching lever within the release allowing free operation when activated.



AS9548

F/P Height	F/P Width	Overall Width	Overall Depth	Body Height	Body Width	Body Depth	Jaw Height	Jaw Width	Jaw Depth
160	25	25	31	105	20	28	45	11	8

PRODUCT CODES

AS9548 - A3 12V AC H/O F/L Release



A6/A7 Monitored Release

Fitting : Mortice
 Operation : Fail Locked / Fail Unlocked
 Voltage : 12V DC
 Current : 0.16A
 Holding Force : 295kg/650lbs

FEATURES

- Continuously rated.
- Single monitored C/NO/NC contacts - latch position.
- Low duty.



AS9549

F/P Height	F/P Width	Overall Width	Overall Depth	Body Height	Body Width	Body Depth	Jaw Height	Jaw Width	Jaw Depth
160	25	25	31	112	20	28	40	11	8

PRODUCT CODES

AS9549 - A6 12V DC Mon F/L Release
 AS9550 - A7 12V DC Mon F/U Release

Electric Locking



IGEST – 20+ 20M Electric Release

- Fitting : Mortice Mount
- Operation : F/L & F/U selectable (int. patent)
- Voltage : 12 / 24V DC
- Current : 12V DC = 0.1A
24V DC = 0.2A
- Holding Force : 1380kg / 3000lb (Tested)
- Latch Monitoring : Yes, (AS9830 only)
- Door Monitoring : Yes, (AS9830 only)
- Anti Tamper : Yes, (AS9830 only)
- IP Rating : IP 53



AS9831

FEATURES

- Mortice mount.
- 12/24V DC continuously rated coil.
- Zinc alloy case and stainless steel front plate and lip.
- Low current consumption on stand by.
- High end surface treatment.
- Simple fail locked to fail unlocked interchange with no loose pins and springs.
- Attractive black and stainless steel finish.
- Patented copstan FL/FU mechanism.
- Tamper proof monitoring.

Overall Width	Overall Depth	F/P Height	F/P Width	Faceplate Thickness	Body Height	Body Width	Body Depth	Jaw Height	Jaw Width	Jaw Depth
45	26	175	29	3	150	45	26	39	20	12

PRODUCT CODES

- AS9831 - Strike Mortice 12/24V DC FL/FU
- AS9830 - Strike Mortice 12/24V DC FL/FU Anti Tamper



Lip Extensions

Fitting : To Suit IGEST – 20 Series

FEATURES

- 15mm, 25mm, 50mm and 75mm available.
- Press-fit.
- Release width without Lip = 45
- Release width with 15mm Lip = 60
- Release width with 25mm Lip = 70
- Release width with 50mm Lip = 95
- Release width with 75mm Lip = 120



AS9892

PRODUCT CODES

- AS9892 - EL20T 15mm Lip
- AS9893 - EL20T 25mm Lip
- AS9894 - EL20T 50mm Lip
- AS9885 - EL20T 75mm Lip



A11/A15 Deep Jaw Release

- Fitting : Mortice
- Operation : Fail Locked / Fail Unlocked
- Voltage : 12V AC / 12V DC
- Current : 12V AC = 0.65A
12V DC = 0.16A
- Holding Force : 295kg/650lbs



AS9533

FEATURES

- 12V DC are continuously rated.
- Low duty.
- Deep jaw.

F/P Height	F/P Width	Overall Width	Overall Depth	Body Height	Body Depth	Jaw Height	Jaw Width	Jaw Depth
152	32	32	37	105	20	47	47	15

PRODUCT CODES

- AS9533 - A11 12V AC Deep F/L Release
- AS9534 - A11DC 12V DC Deep F/L Release
- AS9535 - A15 12V DC Deep F/U Release

Electric Locking




IGEST10 +T10M 12/24 FP Ansi Electric Release

Fitting : Mortice
 Operation : F/L or F/U selectable
 Voltage : 12 / 24V DC
 Current : 12V DC = 0.1A
 24V DC = 0.2A
 Holding Force : 1750kg / 3860lb (tested)
 Latch Monitoring : Yes (AS9878 only)
 Anti Tamper : No
 IP Rating : IP53
 Fire Rating : 4 hours
 Guarantee : 2 years

FEATURES

- Mortice Mount.
- 12/24V DC continuous rating coil.
- Comes with extended stainless steel face plate option.
- Low current consumption on stand by.
- High end surface plate and keep.
- Simple fail locked to fail unlocked interchange with no loose pins and springs.



AS9824

F/P Height	F/P Width	F/P Depth	Body Height	Body Width	Body Depth	Jaw Height	Jaw Width	Jaw Depth
124/ 200	32/ 35	3	85	43	35	38	16	14

PRODUCT CODES

- AS9824 - FL/FU 12/24V DC long/short
- AS9878 - FL/FU 12/24V DC monitored



Lip Extensions For T10 Release

Fitting : To Suit IGEST – 10 Series

FEATURES

- 15mm, 25mm, 50mm and 75mm available.
- Press-fit.
- Release width without Lip = 43
- Release width with 15mm Lip = 58
- Release width with 25mm Lip = 68
- Release width with 50mm Lip = 93
- Release width with 75mm Lip = 118



AS9888

PRODUCT CODES

- AS9888 - EL10T 15 15mm lip
- AS9889 - EL10T 25 25mm lip
- AS9890 - EL10T 50 50mm lip
- AS9891 - EL10T 75 75mm lip

ASSOCIATED PRODUCTS

- AS9824 - T10 F/P Release
- AS9878 - T10 M Release



IGES – 6012 Mortice Electric Release (Double Monitored)

Fitting : Mortice
 Operation : F/L or F/U
 Voltage : 12 DC
 Current : 0.16A
 Holding Force : 450kg 1000lb (tested)
 Latch Monitoring : Yes
 Anti Tamper : No
 IP Rating : IP54

FEATURES

- Mortice Mount.
- 12V DC continuous rated coil.
- Zinc alloy case and stainless steel lip.
- Low current consumption on stand by.
- High end surface treatment.
- Fail locked to fail unlocked interchange with no loose pins and springs.
- Attractive black and satin chrome finish.
- Retrofit for old Yale ES40.



AS9825
AS9826

F/P Height	F/P Width	F/P Depth	Body Height	Body Width	Body Depth	Jaw Height	Jaw Width	Jaw Depth
150	30	3	95	40	22	29	16	12

PRODUCT CODES

- AS9825 - Release 12V DC F/U
- AS9826 - Release 12V DC F/L

Electric Locking



Rim Faceplate

Fitting : Rim

FEATURES

- Inward opening only.
- To suit following Asec releases A1, A2, A3, A6, A7, A21, A25 & A95.



AS9512

F/P Height	F/P Width	Overall Width	Overall Depth
108	50	50	33

PRODUCT CODES

- AS9512 - RPRB Grey Face Plate
- AS9511 - RPRB BP Face Plate



Surface Case

Fitting : Surface

FEATURES

- Inward opening only.
- To suit following Asec releases A1, A2, A3, A6, A7, A21, A25 & A95.



AS9508

F/P Height	F/P Width	Overall Width	Overall Depth	Body Height	Body Depth
145	36	36	25	106	36

PRODUCT CODES

- AS9508 - CG Grey Surface Case
- AS9507 - CB BP Surface Case



Rim Outward Opening Face Plate

Fitting : Rim

FEATURES

- Outward opening.
- To suit following Asec releases A1, A2, A3, A6, A7, A21, A25 & A95.



AS9501

Face Plate Height	Face Plate Width	Overall Width	Overall Depth	Body Height	Body Depth
135	51	51	33	135	22

PRODUCT CODES

- AS9501 - N9 Grey Face Plate
- AS9500 - N10 PB Face Plate

Electric Locking



Mortice Faceplate

Fitting : Mortice

FEATURES

- To suit following Asec releases A1,A2, A3,A6,A7,A21,A25 & A95.



AS9510

F/P Height	F/P Width	Overall Depth
160	25	3

PRODUCT CODES

- AS9510 - MPMC Grey Face Plate
- AS9509 - MPMC BP Face Plate



Mortice Faceplate

Fitting : Mortice

FEATURES

- Will suit Asec R12, M12 & M24 releases.
- Available to suit nightlatches (FPM) or sashlocks (FPS).



AS9506

AS9504

	F/P Height	F/P Width	Overall Width	Overall Depth
FPM	160	25	25	3
FPS	250	25	25	3

PRODUCT CODES

- AS9504 - FPM PB Mortice Face Plate
- AS9506 - FPS SS Sashlock Face Plate
- AS9505 - FPS PB Sashlock Face Plate



DL Series Release

Fitting : Mortice
 Operation : F/L or F/U selectable
 Voltage : 12V DC
 Current : 0.12A
 Holding Force : 250kg/555lbs

FEATURES

- Continuously rated.
- Suits Mortice deadbolt application and Mortice sashlock.
- Single monitored C/NO/NC contacts - bolt position.
- Low duty.



AS9565

F/P Height	F/P Width	Overall Width	Overall Depth	Body Height	Body Width	Body Depth	Jaw Height	Jaw Width	Jaw Depth
149	25	33	32	111	32	24	36	15	15

PRODUCT CODES

- AS9565 - DLI F/U Release Monitored
- AS9566 - DL2 F/L Release Monitored

Electric Locking



7100 Release

Fitting : Mortice
 Operation : Fail Locked / Fail Unlocked
 Voltage : 12V AC / 12V DC / 24V DC
 Current : 12V AC = 1.48A
 12V DC = 0.332A
 24V DC = 0.19A
 Holding Force : 907kg/2000lbs

FEATURES

- Flat faceplate - to suit aluminium doors.
- 12V DC / 24V DC are continuously rated.
- DC releases are reversible fail locked or fail unlocked.
- Short faceplate to suit aluminium frame.
- Medium duty.



F/P Height	F/P Width	Overall Width	Overall Depth	Body Height	Body Depth	Jaw Height	Jaw Width	Jaw Depth
123	32	43	41	85	25	35	15	12

PRODUCT CODES

- L5126 - 7100-340-628 12V AC F/L Release
- L5127 - 7100-310-628 12V DC F/L Release
- L5129 - 7100-315-628 12V DC F/U Release
- L5131 - 7100-510-628 24V DC F/L Release
- L5132 - 7100-515-628 24V DC F/U Release



7100 Release

Fitting : Mortice
 Operation : Fail Locked / Fail Unlocked
 Voltage : 12V DC
 Current : 0.332A
 Holding Force : 907kg / 2000lbs

FEATURES

- Flat faceplate.
- Single monitored C/NO/NC contacts - latch position.
- Continuously rated.
- DC releases are reversible fail locked or fail unlocked.
- Short faceplate to suit aluminium frame.
- Medium duty.



F/P Height	F/P Width	Overall Width	Overall Depth	Body Height	Body Depth	Jaw Height	Jaw Width	Jaw Depth
123	32	43	41	85	25	35	15	12

PRODUCT CODES

- L5128 - 7100-319-628-1 F/L Monitored Release
- L5130 - 7100-317-628-1 F/U Monitored Release



7101 Release

Fitting : Mortice
 Operation : Fail Locked / Fail Unlocked
 Voltage : 12V AC / 12V DC / 24V DC
 Current : 12V AC = 1.48A
 12V DC = 0.332A
 24V DC = 0.19A
 Holding Force : 907kg/2000lbs

FEATURES

- Radius faceplate - to suit double leaf aluminium doors.
- 12V DC/24V DC are continuously rated.
- DC releases are reversible fail locked or fail unlocked.
- Short faceplate to suit aluminium frame.
- Medium duty.



F/P Height	F/P Width	Overall Width	Overall Depth	Body Height	Body Depth	Jaw Height	Jaw Width	Jaw Depth
123	32	38	41	85	25	35	15	12

PRODUCT CODES

- L5133 - 7101-340-628 12V AC F/L Release
- L5134 - 7101-310-628 12V DC F/L Release
- L5136 - 7101-315-628 12V DC F/U Release
- L5138 - 7101-510-628 24V DC F/L Release
- L5139 - 7101-515-628 24V DC F/U Release

Electric Locking



7101 Release

Fitting : Mortice
 Operation : Fail Locked / Fail Unlocked
 Voltage : 12V DC
 Current : 0.332A
 Holding Force : 907kg/2000lbs

FEATURES

- Radius faceplate - to suit double leaf aluminium doors.
- Single monitored NO/NC contacts - latch position.
- Continuously rated.
- DC releases are reversible fail locked or fail unlocked.
- Short faceplate to suit aluminium frame.
- Medium duty.



L5135

F/P Height	F/P Width	Overall Width	Overall Depth	Body Height	Body Depth	Jaw Height	Jaw Width	Jaw Depth
123	32	38	41	85	25	35	15	12

PRODUCT CODES

- L5135 - 7101-319-628-1
 F/L Monitored Release
 L5137 - 7101-317-628-1
 F/U Monitored Release



7113 Release

Fitting : Mortice
 Operation : Fail Locked / Fail Unlocked
 Voltage : 12V AC / 12V DC / 24V DC
 Current : 12V AC = 1.48A
 12V DC = 0.332A
 24V DC = 0.19A
 Holding Force : 907kg/2000lbs

FEATURES

- Long faceplate to suit timber frame.
- 12V DC / 24V DC are continuously rated.
- DC releases are reversible fail locked or fail unlocked.
- Medium duty.



L5140

F/P Height	F/P Width	Overall Width	Overall Depth	Body Height	Body Depth	Jaw Height	Jaw Width	Jaw Depth
202	31	43	41	85	25	35	15	12

PRODUCT CODES

- L5140 - 7113-340-652
 F/L 12V AC Release
 L5141 - 7113-310-652
 F/L 12V DC Release
 L5143 - 7113-315-652
 F/U 12V DC Release
 L5145 - 7113-510-652
 F/L 24V DC Release
 L5146 - 7113-515-652
 F/U 24V DC Release



7113 Release

Fitting : Mortice
 Operation : Fail Locked / Fail Unlocked
 Voltage : 12V DC
 Current : 0.332A
 Holding Force : 907kg/2000lbs

FEATURES

- Long faceplate to suit timber frame.
- Single monitored C/NO/NC contacts - latch position.
- Continuously rated.
- DC releases are reversible fail locked or fail unlocked.
- Medium duty.



L5142

F/P Height	F/P Width	Overall Width	Overall Depth	Body Height	Body Depth	Jaw Height	Jaw Width	Jaw Depth
202	31	43	41	85	25	35	15	12

PRODUCT CODES

- L5142 - 7113-319-652-1
 F/L Monitored Release
 L5144 - 7113-317-652-1
 F/U Monitored Release

Electric Locking



Lip Extensions

Fitting : To Suit 7100 & 7113 Series

FEATURES

- 50mm / 57mm / 63mm available.
- Measured from the edge of the frame to the centre of the release.
- Bolt-on fitting.
- Overall release width without lip: 43mm
- Overall release width with 05 lip: 68mm
- Overall release width with 07 lip: 74mm
- Overall release width with 09 lip: 81mm



L8156

PRODUCT CODES

- L8156 - 91-0171-05 50mm lip
- L8157 - 91-0171-07 57mm lip
- L8158 - 91-0171-09 63mm lip



Faceplates

Fitting : Mortice

FEATURES

- L8152 to suit 7100 series 125mm (flat).
- L8153 to suit 7101 series 125mm (radius).
- L8154 to suit 7113 series 200mm (flat).



L8152

PRODUCT CODES

- L8152 - 24-7100-000-628 SAA Face Plate
- L8153 - 24-7100-100-628 SAA Face Plate
- L8154 - 24-7100-004-652 SS Face Plate

alpro EL900 Series Release

Fitting : Mortice
 Operation : F/L or F/U reversible
 Voltage : 12 / 24V DC
 Current : 12V DC = 0.3A
 24V DC = 0.15A
 Holding Force : 455kg / 1000lbs
 Monitoring : Yes - L18072 only
 Guarantee : 3 years

FEATURES

- Long and short stainless steel faceplates included.
- 25mm extension lip included.
- Field reversible fail locked / unlocked.
- Monitored version available.
- Continuously rated.



L18070

PRODUCT CODES

- L18069 - EL901 12V DC F/U
- L18070 - EL902 12V DC F/L
- L18071 - EL903 24V DC F/U
- L18072 - EL901M 12V DC F/U Monitored

	F/P Height	F/P Width	Overall Width	Overall Depth	Body Height	Body Depth	Jaw Height	Jaw Width	Jaw Depth
Short	124	32	43	32	86	29	44	19	12
Long	201	32	43	32	86	29	44	19	12

alpro ALI10 Series Release

Fitting : Mortice
 Operation : F/L or F/U reversible
 Voltage : 12 / 24V DC
 Current : 12V DC = 0.2A
 24V DC = 0.1A
 Holding Force : 1750kg / 3860lbs (tested)
 Monitoring : No
 Guarantee : 6 years
 IP Rating : IP56

FEATURES

- Field reversible fail locked / unlocked.
- Stainless steel faceplate.
- High holding force.
- Heavy duty.
- Continuously rated.
- IP56 as standard.



L18073
L18075

PRODUCT CODES

- L18073 - ALI11AS 12 / 24V DC F/U - Short
- L18074 - ALI12AS 12 / 24V DC F/L - Short
- L18075 - ALI11BS 12 / 24V DC F/U - Long
- L18109 - ALI12BS 12 / 24V DC F/L - Long
- L18076 - ALI11AS 12 / 24V DC F/U - Short Lipless

	F/P Height	F/P Width	Overall Width	Overall Depth	Body Height	Body Depth	Jaw Height	Jaw Width	Jaw Depth
Short	123	32	43	35	71	32	38	16	15
Long	201	35	45	35	71	32	38	16	15


Electric Locking

alpro AL110 Series Accessories

Fitting : To suit Alpro AL110 Series

FEATURES

- 25mm and 50mm extension lips to suit wide frames.
- Faceplates to allow operation with UK and Euro Sashlocks.
- Rebate plate for rebated doorsets.



	Length	F/P Width
UK Sashlock Faceplate	202	31
Euro Sashlock Faceplate	250	29
13mm Rebate Faceplate	182	31

PRODUCT CODES

- L18079 - ALEX1125 - 25mm Extension Lip
- L18080 - ALEX1150 - 50mm Extension Lip
- L18082 - AL110SLUK - UK Sashlock F/Plate
- L18083 - AL110SLEU - Euro Sashlock F/Plate
- L18084 - ALS1113 - 13mm Rebate F/Plate

alpro AL150 Series

Fitting : Rim - Inward opening
 Operation : F/L or F/U Reversible
 Voltage : 12V / 24V DC
 Current : 12V DC = 0.2A
 24V DC = 0.1A
 Holding Force : 750kg / 1680lbs (tested)
 Monitoring : No
 Guarantee : 6 years
 IP Rating : IP56



F/P Length	F/P Width	Overall Width	Overall Depth	Body Height	Body Depth	Jaw Height	Jaw Width	Jaw Depth
93	66	66	40	93	33	38	16	15

PRODUCT CODES

- L18078 - AL151 12V / 24V DC F/U

FEATURES

- Field reversible fail locked / unlocked.
- One piece cast aluminium case.
- Continuously rated.
- IP56 as standard.

alpro AL2000 Series Release

Fitting : Mortice
 Operation : F/L or F/U reversible
 Voltage : 12 / 24V DC
 Current : 12V DC = 0.22A
 24V DC = 0.11A
 Holding Force : 1380KG / 3000lbs (tested)
 Monitoring : Yes - triple
 Guarantee : 6 years
 IP Rating : IP56



F/P Height	F/P Width	Overall Width	Overall Depth	Body Height	Body Depth	Jaw Height	Jaw Width	Jaw Depth
175	29	45	27	141	23	40	16	14

PRODUCT CODES

- L18077 - AL2001 12 / 24V DC F/U Monitored
- L18081 - ALEX2025 25mm Extension Lip

FEATURES

- Field reversible fail locked / unlocked.
- Stainless steel one piece body and jaw.
- Shallow depth body.
- Triple monitored - latch, solenoid and anti-tamper.
- Low current draw.

Electric Locking

903 Series Release

Fitting : Mortice
 Operation : Fail Locked / Fail Unlocked
 Voltage : 12V DC
 Current : 0.3A
 Holding Force : 900kg / 1980lbs

FEATURES

- Continuously rated.
- Stainless steel faceplate.
- Medium / heavy duty.



F/P Height	F/P Width	Overall Width	Overall Depth	Body Height	Body Depth	Jaw Height	Jaw Width	Jaw Depth
178	32	32	30	106	23	38	13	13

PRODUCT CODES

- L3472 - 9031 F/L Release
- L3474 - 9033 F/U Release

913 Series Release

Fitting : Mortice
 Operation : Fail Locked / Fail Unlocked
 Voltage : 12V DC
 Current : 0.3A
 Holding Force : 700kg / 1540lbs

FEATURES

- Continuously rated.
- Field reversible - Ability to change duty from fail locked to fail unlocked on site.
- Medium / heavy duty.



F/P Height	F/P Width	Overall Width	Overall Depth	Body Height	Body Depth	Jaw Height	Jaw Width	Jaw Depth
200	32	45	30	104	23	38	13	13

PRODUCT CODES

- L8159 - 9131 F/L Release
- L8160 - 9133 F/U Release

957 Series Release

Fitting : Mortice
 Operation : Fail Locked / Fail Unlocked
 Voltage : 12V DC
 Current : 0.3A
 Holding Force : 700kg / 1540lbs

FEATURES

- Continuously rated.
- Suits Mortice deadbolt application.
- Medium / heavy duty.



F/P Height	F/P Width	Overall Width	Overall Depth	Body Height	Body Depth	Jaw Height	Jaw Width	Jaw Depth
195	25	25	44	100	21	38	15	20

PRODUCT CODES

- L3476 - 9571 F/L Release
- L3477 - 9573 F/U Release

Electric Locking



M1 Rim - Mortice Release

Fitting : Rim & Mortice
 Operation : L17094 Fail Locked
 L17095 Fail Unlocked
 Input Voltage : L17094 12V AC / DC
 L17095 12V DC
 Current Consumption : 160mA
 Holding Force : 295kg / 650lbs

FEATURES

- Supplied with rim and mortice faceplates.
- L17094 not continuously rated.
- Adjustable jaw.



L17095

	F/P Height	F/P Width	Overall Width	Overall Depth	Body Height	Body Depth	Jaw Height	Jaw Width	Jaw Depth
	105	48	48	35	105	23	41	12	7
Mortice Plate	160	25							

PRODUCT CODES

- L17094 - M1 A Lock 12V AC / DC Release F/L
- L17095 - M1 A Unlock 12V DC Release F/U



14/34 Series Release

Fitting : Mortice
 Operation : Fail Locked / Fail Unlocked
 Voltage : 12V AC / 12V DC
 Current : 12V AC = 0.6A
 12V DC = 0.2A
 Holding Force : 545kg / 1200lbs

FEATURES

- 12V DC - continuously rated.
- Low / medium duty.



L3688

	F/P Height	F/P Width	Overall Width	Overall Depth	Body Height	Body Depth	Jaw Height	Jaw Width	Jaw Depth
	150	25	25	31	90	20	43	15	9

PRODUCT CODES

- L3688 - 14-1 12V AC F/L Release
- L3689 - 14EE-1 12V DC F/L Release
- L3690 - 34-1 12V DC F/U Release



75 Series Release

Fitting : Mortice
 Operation : Fail Locked / Fail Unlocked
 Voltage : 12V DC
 Current : 0.27A
 Holding Force : 675kg / 1500lbs

FEATURES

- Continuously rated.
- Adjustable jaw.
- Low / medium duty.



L10317

	F/P Height	F/P Width	Overall Width	Overall Depth	Body Height	Body Depth	Jaw Height	Jaw Width	Jaw Depth
	175	32	43	37	75	20	43	18	9

PRODUCT CODES

- L10317 - 75-17 F/L Release
- L10318 - 75-37 F/U Release

Electric Locking



76 Series Release

Fitting : Mortice
 Operation : Fail Locked / Fail Unlocked
 Voltage : 12V DC
 Current : 0.2A
 Holding Force : 675kg / 1500lbs

FEATURES

- Continuously rated.
- Adjustable jaw.
- Single monitored C/NO/NC contracts - latch position.
- Medium duty.



L10319

F/P Height	F/P Width	Overall Width	Overall Depth	Body Height	Body Depth	Jaw Height	Jaw Width	Jaw Depth
201	36	47	38	82	35	44	20	12

PRODUCT CODES

- L10319 - 76-17RR F/L Release Monitored
- L10320 - 76-37RR F/U Release Monitored



Penta 76 Series Release

Fitting : Mortice
 Operation : Fail Locked / Fail Unlocked
 Voltage : 12-24V AC / DC
 Current : 12V DC = 0.22A
 24V DC = 0.11A
 12V AC = 0.21A
 24V AC = 0.1A
 Holding Force : 675kg / 1500lbs

FEATURES

- Designed for heavy duty applications.
- Dual voltage.
- Field selectable fail locked/fail unlocked operation.



L12754

F/P Height	F/P Width	Overall Width	Overall Depth	Body Height	Body Depth	Jaw Height	Jaw Width	Jaw Depth
201	36	47	38	105	34	44	20	15

PRODUCT CODES

- L12754 - Release 76-54 SS
12/24V Mortice



17 Series Release

Fitting : UPVC
 Operation : Fail Locked
 Voltage : 12V AC/DC
 Current : 0.5A
 Holding force : 675kg / 1500lbs

FEATURES

- Designed for UPVC applications.
- Continuously rated.
- Adjustable jaw.



L14248

F/P Height	F/P Width	Overall Width	Overall Depth	Body Height	Body Depth	Jaw Height	Jaw Width	Jaw Depth
226	26	26	30	75	28	43	15	6

PRODUCT CODES

- L14248 - Release 17/6R 12V DC UPVC
F/L Right handed 6mm plate
- L14297 - Release 17/6L 12V DC UPVC
F/L Left handed 6mm plate

Special Order: For Fail/Unlock versions:
 37/6R
 37/6L

Electric Locking



ES110 Series - Aluminium Release

Fitting : Mortice
 Operation : Fail Locked / Fail Unlocked
 Voltage : 12V DC / 24V DC
 Current : 12V DC = 0.25A
 24V DC = 0.187A
 Holding Force : 1350kg/3000lbs

FEATURES

- Continuously rated.
- DC release are reversible fail locked or fail unlocked.
- Short faceplate to suit aluminium frame.
- Medium duty.
- Weather resistant.



L17991

F/P Height	F/P Width	Overall Width	Overall Depth	Body Height	Body Depth	Jaw Height	Jaw Width	Jaw Depth
123	32	43	35	70	30	38	17	15

PRODUCT CODES

- L17991 - TS111AS 12V DC F/U Release
- L17993 - TS112AS 12V DC F/L Release
- L17994 - TS113AS 24V DC F/U Release
- L17995 - TS114AS 24V DC F/L Release



ES110 Series - Timber Release

Fitting : Mortice
 Operation : Fail Locked / Fail Unlocked
 Voltage : 12V DC / 24V DC
 Current : 12V DC = 0.25A
 24V DC = 0.187A
 Holding Force : 1350kg/3000lbs

FEATURES

- Continuously rated.
- DC release are reversible fail locked or fail unlocked.
- Long faceplate to suit timber frame.
- Medium duty.
- L17992 weather resistant.



L17992

F/P Height	F/P Width	Overall Width	Overall Depth	Body Height	Body Depth	Jaw Height	Jaw Width	Jaw Depth
201	36	45	35	70	30	38	17	15

PRODUCT CODES

- L17992 - TS111BS 12V DC F/U Release
- L5044 - TS112BS 12V DC F/L Release
- L8348 - TS113BS 24V DC F/U Release
- L8349 - TS114BS 24V DC F/L Release



ES150 Series Release

Fitting : Rim
 Operation : Fail Locked / Fail Unlocked
 Voltage : 12V DC / 12V AC
 Current : 0.25A
 Holding Force : 1350kg/3000lbs

FEATURES

- Continuously rated.
- DC release are reversible fail locked or fail unlocked.
- Inward opening only.
- Medium duty.
- Weather resistant.



L8280

F/P Height	F/P Width	Overall Width	Overall Depth	Body Height	Body Depth	Jaw Height	Jaw Width	Jaw Depth
88	62	62	35	88	30	38	16	12

PRODUCT CODES

- L8280 - TS151 12V DC F/U Release
- L8281 - TS152 12V DC F/L Release

Electric Locking



ES200 Series Release

Fitting : Mortice
 Operation : Fail Locked / Fail Unlocked
 Voltage : 12V DC
 Current : 0.175A
 Holding Force : 1350kg/3000lbs

FEATURES

- Continuously rated.
- DC release are reversible fail locked or fail unlocked.
- Medium / heavy duty.



L9331

F/P Height	F/P Width	Overall Width	Overall Depth	Body Height	Body Depth	Jaw Height	Jaw Width	Jaw Depth
175	28	43	25	131	28	38	20	12

PRODUCT CODES

- L9330 - TS201 F/U Release
- L9331 - TS202 F/L Release



ES2000 Series Release

Fitting : Mortice
 Operation : Fail Locked / Fail Unlocked
 Voltage : 12V DC
 Current : 0.175A
 Holding Force : 1350kg/3000lbs

FEATURES

- Continuously rated.
- DC release are reversible fail locked or fail unlocked.
- Double monitored C/NO/NC contacts - latch & solenoid position.
- Medium / heavy duty.



L9332

F/P Height	F/P Width	Overall Width	Overall Depth	Body Height	Body Depth	Jaw Height	Jaw Width	Jaw Depth
175	28	43	25	131	28	38	20	12

PRODUCT CODES

- L9332 - TS2001 F/U Release Monitored
- L9333 - TS2002 F/L Release Monitored



ES3500 Series Release

Fitting : Mortice
 Operation : Fail Locked / Fail Unlocked
 Voltage : 12V DC
 Current : 0.175A
 Holding Force : 1350kg/3000lbs

FEATURES

- Continuously rated.
- DC release are reversible fail locked or fail unlocked.
- Double monitored C/NO/NC contacts - latch & solenoid position.
- Wrap around faceplate for added security.



L9289

F/P Height	F/P Width	Overall Width	Overall Depth	Body Height	Body Depth	Jaw Height	Jaw Width	Jaw Depth
230	40	40	29	133	31	38	20	15

PRODUCT CODES

- L9289 - TS 3501/2001 WA F/U Release
- L9290 - TS 3502/2002 WA F/L Release

Electric Locking



Lip Extensions

Fitting : To Suit ESI 10 Series

FEATURES

- 25mm and 50mm available.
- Press-fit.
- Release width without Lip: 43mm
- Release width with 25mm Lip: 68mm
- Release width with 50mm Lip: 93mm



L5322

PRODUCT CODES

- L5322 - EX1125 25mm Lip
- L5323 - EX1150 50mm Lip



Sashlock Faceplate

Fitting : To Suit ESI 10 Series

FEATURES

- Stainless Steel finish.
- Designed to work in conjunction with the majority of popular UK Mortice sashlocks.



L11071

PRODUCT CODES

- L11071 - TSI10S LUK RH Face Plate
- L13113 - TSI10S LUK LH Face Plate

F/P Height	F/P Width	Overall Width	Overall Depth	A*	B*	C*	Jaw Width	Jaw Depth
182	32	32	3	25	36	15	-	-

A* = Distance between release jaw & d/bolt cut out.
 B* = Dead bolt cut out height.
 C* = Dead bolt cut out width.



Rebate Plate

Fitting : To Suit ESI 10 & ES2000 Series

FEATURES

- SAA finish.
- To suit 13mm rebate.



L6876

L6877

F/P Height	F/P Width	Overall Width	Overall Depth	Body Height	Body Depth	Jaw Height	Jaw Width	Jaw Depth
200	32	-	13	-	-	-	-	-

PRODUCT CODES

- L6876 - TSS1113 110 Series Rebate Plate
- L6877 - TSS2013 200/2000 Series Rebate Plate

Electric Locking



Pin & Spring Kit

Fitting : To suit ES110 Series

FEATURES

- Replacement pins and spring to suit ES110 series releases.



L10068

PRODUCT CODES

L10068 - ES11P Pin & Spring Kit



Mini Series Electro Magnetic Lock Single

Fitting : Surface
 Operation : Fail Unlocked
 Voltage : 12V DC / 24V DC
 Current : 12V DC = 0.48A
 24V DC = 0.24A
 Holding Force : 250kg/550lbs
 Monitored : Yes (AS8530 only)
 Material : Aluminium

FEATURES

- Continuously rated.
- Satin anodised aluminium finish.
- Monitored version - C/NO/NC contacts.
- Monitoring is hall effect.



AS8529

	Length	Height	Depth
Magnet	250	42	25
Armature	185	38	8

PRODUCT CODES

AS8529 - 10001 Magnet
 AS8530 - 10002 Monitored Magnet



Mini Series Electro Magnetic Lock Double

Fitting : Surface
 Operation : Fail Unlocked
 Voltage : 12V DC / 24V DC
 Current : 12V DC = 0.96A
 24V DC = 0.48A
 Holding Force : 250kg/550lbs Per Door
 Monitored : Yes (AS8532 only)
 Material : Aluminium

FEATURES

- Continuously rated.
- Satin anodised aluminium finish.
- Monitored version - C/NO/NC contacts.
- Monitoring is hall effect.

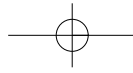


AS8531

	Length	Height	Depth
Magnet	500	42	25
Armature	185	38	8

PRODUCT CODES

AS8531 - 10003 Magnet
 AS8532 - 10004 Monitored Magnet



Strong. Safe. Secure.

Introducing
the ES2100
Series Monitored
Electric Strike
from Trimec



Key Features

- Patented field selectable fail safe/fail secure
- Multi voltage 10–30Vdc
- Fully monitored:
 - Integrated door position (reed) switch
 - Solenoid/Locked
 - Latch position
- 1000kg holding force
- Mounting tabs as supplied standard
- Australian designed and made
- **TRICARE** 5 Year Warranty

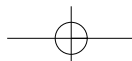
Customer Support:
Sales: +44(0) 845 873 4838
Tech: +44(0) 845 873 4837

Email: info@trimec-online.co.uk
Web: www.trimec.com.au



Protects the Customer, the
Installer and the Wholesaler





Caution: CONTENTS UNDER PRESSURE



With the UltraLine 7400 Series preload problems are a thing of the past

Pressure exerted on doors by heating and air conditioning (HVAC), warped frames, misaligned hardware, also known as “preload” can disable most electric strikes. The UltraLine Series was designed to solve this problem. With 1080kg of holding force, and able to open electrically under over 15kg of pre-load, these strikes do the best job in the business. So when it comes to choosing the perfect strike . . . the pressure’s off. For any application, the choice is UltraLine.

For further info please visit www.adamsrite.co.uk
or contact customer service on 0845 873 4838.

ASSA ABLOY, the global leader
in door opening solutions

 **Adams
Rite**

ASSA ABLOY



Electric Locking



10000R Mini Series Electro Magnetic Lock Mortice

Fitting : Mortice
 Operation : Fail Unlocked
 Voltage : 12V DC / 24V DC
 Current : 12V DC = 0.48A
 24V DC = 0.24A
 Holding Force : 250kg/550lbs
 Monitored : Yes
 Material : Aluminium

FEATURES

- Continuously rated.
- Satin anodised aluminium finish.
- Monitored version - C/NO/NC contacts.
- Suitable for single swinging or sliding door applications (not to be used as shear lock).
- For use with transom housing.



AS8533

	Length	Height	Depth
Magnet	230	38	28
Armature	185	38	8

PRODUCT CODES

AS8533 - 10000R Monitored Magnet



'L' Bracket For Mini Series

FEATURES

- To suit outward opening doors.



AS8521

	Length	Height	Depth
	250	48	30

PRODUCT CODES

AS8521 - L300 L Bracket



'Z + L' Bracket For Mini Series

FEATURES

- To suit inward opening doors.



AS8522

	Length	Height	Depth
Adjustable Plates	160	50	50
'L' Bracket	250	48	30

PRODUCT CODES

AS8522 - LZ300 Z & L Bracket

Electric Locking



Armature Housing For Mini Series

FEATURES

- Rim armature housing.



PRODUCT CODES

AS8525 - A300 Housing



Architectural Housing for Mortice Magnet

FEATURES

- Suitable for 10000R.



PRODUCT CODES

AS9518 - 1 Metre Architectural Housing, 1 Cut Out for EM00 & EM00R
 AS9519 - 2 Metre Slim Housing 2 Cut Out

ASSOCIATED PRODUCTS

AS8533 - 10000R Magnet
 L6080 - 262-005 Magnet




Standard Series Electro Magnetic Lock Single

Fitting : Surface
 Operation : Fail Unlocked
 Voltage : 12V DC / 24V DC
 Current : 12V DC = 0.48A
 24V DC = 0.24A
 Holding Force : 510kg/1120lbs
 Monitored : Yes (AS8535 only)
 Material : Aluminium

FEATURES

- Continuously rated.
- Satin anodised aluminium finish.
- Monitored version - C/NO/NC contacts.
- Hall monitoring.



PRODUCT CODES

AS8534 - 10010 Magnet
 AS8535 - 10020 Monitored Magnet

Electric Locking




Standard Series Electro Magnetic Lock Double

Fitting : Surface
 Operation : Fail Unlocked
 Voltage : 12V DC / 24V DC
 Current : 12V DC = 480 mA Per Door
 24V DC = 240 mA Per Door
 Holding Force : 510kg/1120lbs Per Door
 Monitored : Yes (AS8537 only)
 Material : Aluminium

FEATURES

- Continuously rated.
- Satin anodised aluminium finish.
- Monitored version - C/NO/NC contacts.
- Hall monitoring.

AS8536



	Length	Height	Depth
Magnet	532	73	40
Armature	160	61	16

PRODUCT CODES

AS8536 - 10060 Magnet
 AS8537 - 10040 Monitored Magnet



'L' Bracket For Standard Series

FEATURES

- To suit outward opening doors.

AS8523



	Length	Height	Depth
	266	75.5	38

PRODUCT CODES

AS8523 - L500 L Bracket




'Z + L' Bracket For Standard Series

FEATURES

- To suit inward opening doors.

AS8524



	Length	Height	Depth
Armature 'Z' Plates	160	63.5	63.5
Magnet 'L' Bracket	266	76	46

PRODUCT CODES

AS8524 - LZ500 Z & L Bracket

Electric Locking



Armature Housing For Standard Series

FEATURES

- Rim armature housing.



PRODUCT CODES

AS8526 - A500 Housing



Magnet IGEM – 3500 Mini Monitored

- Holding Force : 300 KG
 Voltage : 12V DC 0.5A
 24V DC 0.25A
 Current : 500/250 mA
 Lock Monitoring : Yes
 Door Monitoring : No
 Weight : ~ 4KG
 Material : Aluminium
 IP Rating : No

FEATURES

- Medium security for design architectural doors.
- No residual magnetism.
- Corrosion Proof (ISO tested).
- Built-in MOV surge protection.
- Large high visibility BI coloured LED (Patented).
- 10 year manufacturer warranty.



PRODUCT CODES

AS9845 - Mag 300kg mini monitored
 12/24V DC




Magnet IGEM - 5700 Architectural Surface Mount

- Holding Force : 530 KG
 Voltage : 12/24V DC
 Current : 520/260 mA
 Lock Monitoring : Yes
 Weight : 5KG
 Material : Aluminium
 IP Rating : No

FEATURES

- Medium - High security for design architectural doors.
- Quality AISI 316 stainless steel magnet body.
- No residual magnetism.
- Corrosion proof (ISO tested).
- Built in MOV surge protection.
- Long range large high visibility BI coloured LED (Patented).
- 10 year manufacturer warranty.



PRODUCT CODES

AS9834 - Standard Magnet 12/24V DC

Electric Locking


alpro AL2400-LP Vortex Magnet

Fitting : Surface :
 Operation : Fail unlocked
 Voltage : 12V - 24V DC
 Current : 12V - 0.24A
 24V - 0.12A
 Holding Force : 1500kg / 3300lbs
 Monitoring : Triple - lock, door & alarm
 Guarantee : 5 years

FEATURES

- Small construction - high holding force.
- Mechanical pin add mechanical holding force.
- Releases under a side load of 100kg.
- Triple monitored - door position and Hall Effect.
- Built-in in pre alarm sounder.
- Armature Security bracket included.
- Low current draw.

L18099



	Body Length	Body Height	Body Depth
Magnet	218	36	30
Armature	180	30	12
Armature Housing	251	38	30

PRODUCT CODES

- L18099 - AL2400-LP Vortex Magnet
- L18100 - L-Bracket to suit AL2400-LP
- L18101 - L&Z Brackets to suit AL2400-LP


Asec IGEW 5700CS Architectural Surface Mount

Holding Force : 550 KG
 Voltage : 12/24V DC
 Current : 520/260 mA
 Lock Monitoring : Yes
 Door Monitoring : No
 Weight : 5KG
 Material : Aluminium
 IP Rating : No

FEATURES

- Medium - High security for design architectural doors.
- Built in colour CCTV camera.
- Built in pressure sensors.
- Built in alarm buzzer (90DB).
- No residual magnetism.
- Corrosion proof (ISO tested).
- Built in MOV surge protection.
- Long range large high visibility BI coloured LED.
- 10 year manufacturer warranty.

AS9835



CCTV Camera

	Width	Length	Depth
	53	355	73

PRODUCT CODES

- AS9835 - Surface Mount Specialist Magnet

Asec Magnet IGEM – 4500 FS External

Holding Force : 200 KG
 Voltage : 12 / 24V DC
 Current : 400/200 mA
 Lock Monitoring : No
 Door Monitoring : No
 Weight : 1KG
 Material : AISI 316 stainless steel
 IP Rating : IP 67

FEATURES

- Medium security for design architectural doors.
- Quality AISI 316 stainless steel magnet body.
- No residual magnetism.
- Corrosion proof (ISO tested).
- Built in MOV surge protection.
- 10 year manufacturer warranty.

AS9820



	Length	Width	Depth
	162	26	31

PRODUCT CODES

- AS9820 - Gate Lock 200kg 12/24 DC

Electric Locking



Magnet – Standard External

Holding Force : 600 KG
 Voltage : 12 / 24V DC
 Current : 400/200 mA
 Lock Monitoring : Reed Contact
 Door Monitoring : No
 Weight : 5KG
 Material : AISI 316 Stainless Steel
 IP Rating : IP 67

FEATURES

- Heavy duty security for external security gates.
- Quality AISI 316 stainless steel magnet body.
- No residual magnetism.
- Corrosion proof (ISO tested).
- Built in MOV surge protection.
- 10 year manufacturer warranty.



PRODUCT CODES

AS9821 - External Gate Magnet 750kg

ASSOCIATED PRODUCTS

AS9823 - Z/L bracket




Bracket AMZB – Z+L

Material : Anodised aluminium
 Compatibility : Suitable for AS9821
 Application : Suitable for inward opening gates

FEATURES

- Heavy duty security for external security gates.



PRODUCT CODES

AS9823 - Z/L Bracket

ASSOCIATED PRODUCTS

AS9821 - External Gate Magnet




Shear Magnet Mortice ML 1308 Series

Fitting : Mortice
 Operation : Fail Unlocked
 Voltage : 12V DC / 24V DC
 Current : 12V DC = Pull In: 1.2A
 Holding: 0.5A
 24V DC = Pull In: 1.5A
 Holding: 0.4A
 Holding Force : 1500kg/3300lbs
 Monitored : Yes
 Material : Aluminium

FEATURES

- Continuously rated.
- Monitoring hall effect.
- Volt free change over contacts.
- Adjustable locking time.
- Black finish.

NB: Dimensions do not include the shear pins.



PRODUCT CODES

AS8527 - Shear Mortice Magnet

Electric Locking



Shear Magnet Surface ML 1308 Series

Fitting : Surface
 Operation : Fail Unlocked
 Voltage : 12V DC / 24V DC
 Current : 12V DC = Pull In: 1.2A
 Holding: 0.5A
 24V DC = Pull In: 1.5A
 Holding: 0.4A
 Holding Force : 1500kg/3300lbs
 Monitored : Yes
 Material : Aluminium

FEATURES

- Continuously rated.
- Monitoring hall effect.
- Volt free change over contacts.
- Adjustable locking time.
- Brushed silver finish.

NB: Dimensions do not include the shear pins.

AS8528

	Length	Height	Depth
Magnet	180	40	40
Armature	180	40	40

PRODUCT CODES

AS8528 - Shear Surface Magnet



IGES – 2500F Mini Shear Magnet

Holding Force : 750 KG
 Voltage : 12/24V DC
 Current : 1A/0.5A
 Lock Monitoring : Yes
 Door Monitoring : No
 Internal Timer : Yes. 0.6 sec
 Weight : 1KG
 Material : Aluminium case
 IP Rating : N/A

FEATURES

- Power off to release the door.
- Built in adjustable timer 0-6 sec
- Small size for integration into any frame.
- Low current consumption on stand by.
- High end surface treatment.
- No residual magnetism.
- Built in MOV surge protection.

AS9822

	Length	Width	Depth
	166	31	21

PRODUCT CODES

AS9822 - Mini Shear Magnet

ASSOCIATED PRODUCTS

AS9101 - 2A 12V DC PSU



261 Mini Series Electro Magnetic Lock Single

Fitting : Surface
 Operation : Fail Unlocked
 Voltage : 12V DC / 24V DC
 Current : 12V DC = 0.48A
 24V DC = 0.24A
 Holding Force : 250kg/550lbs
 Monitored : Yes (L6082 only)
 Material : Aluminium

FEATURES

- Continuously rated.
- Satin anodised aluminium finish.
- Monitored version - C/NO/NC contacts.
- Monitoring is hall effect.

L6081

	Width	Height	Depth
Magnet	250	42	25
Armature	160	36	11.3

PRODUCT CODES

L6081 - 261-000 Magnet

L6082 - 261-005 Monitored Magnet

Electric Locking



261 Mini Series Electro Magnetic Lock Double

Fitting : Surface
 Operation : Fail Unlocked
 Voltage : 12V DC / 24V DC
 Current : 12V DC = 0.96A
 24V DC = 0.48A
 Holding Force : 250kg/550lbs Per Door
 Monitored : Yes (L6084 only)
 Material : Aluminium

FEATURES

- Continuously rated.
- Satin anodised aluminium finish.
- Monitored version - C/NO/NC contacts.
- Monitoring is hall effect.

L6083

	Length	Height	Depth
Magnet	500	42	25
Armature	160	36	11.3

PRODUCT CODES

- L6083 - 261-200 Magnet
- L6084 - 261-205 Monitored Magnet



262 Mini Series Electro Magnetic Lock Mortice

Fitting : Surface
 Operation : Fail Unlocked
 Voltage : 12V DC / 24V DC
 Current : 12V DC = 0.48A
 24V DC = 0.24A
 Holding Force : 250kg/550lbs
 Monitored : Yes
 Material : Aluminium

FEATURES

- Continuously rated.
- Satin anodised aluminium finish.
- Monitored version - C/NO/NC contacts.
- Suitable for single swinging or sliding door applications (not to be used as shear lock).
- For use with transom housing.

L6080

	Length	Height	Depth
Magnet	230	38	28
Armature	160	36	11.3

PRODUCT CODES

- L6080 - 262-005 Magnet

ASSOCIATED PRODUCTS

- AS9518 - 1 Metre Architectural Housing, 1 cut out
- AS9519 - 2 Metre Architectural Housing, 2 cut out



'L' Bracket For 261 Series

FEATURES

- To suit outward opening doors.

L6085

	Length	Height	Depth
	250	48	30

PRODUCT CODES

- L6085 - 261-700 L Bracket

Electric Locking



'Z & L' Bracket for 261 Series

FEATURES

- To suit inward opening doors.



L6086

	Length	Height	Depth
Armature Z Plates	160	50	50
'L' Bracket	250	48	30

PRODUCT CODES

L6086 - 261-800 Z & L Bracket



Armature Housing For 261 Series

FEATURES

- Rim armature housing.



L8957

	Length	Height	Depth
	175	55	15

PRODUCT CODES

L8957 - 261-900 Housing



Glass Armature Bracket

FEATURES

- Bracket 268-600 Armature Bracket - For use with glass door 260/280 series.



L13369

	Length	Height	Depth
	160	62	25

PRODUCT CODES

L13369 - Bracket 268-600

Electric Locking



281 Series Electro Magnetic Lock Single

Fitting : Surface
 Operation : Fail Unlocked
 Voltage : 12V DC / 24V DC
 Current : 12V DC = 0.48A
 24V DC = 0.24A
 Holding Force : 510kg/1120lbs
 Monitored : Yes (L6074 only)
 Material : Aluminium

FEATURES

- Continuously rated.
- Satin anodised aluminium finish.
- Monitored version - C/NO/NC contacts.
- Hall monitoring.

L6073

	Length	Height	Depth
Magnet	266	73	40
Armature	160	61	16

PRODUCT CODES

- L6073 - 281-000 Magnet
- L6074 - 281-005 Monitored Magnet



281 Series Electro Magnetic Lock Double

Fitting : Surface
 Operation : Fail Unlocked
 Voltage : 12V DC / 24V DC
 Current : 12V DC = 0.96A
 24V DC = 0.48A
 Holding Force : 510kg/1120lbs Per Door
 Monitored : Yes (L6076 only)
 Material : Aluminium

FEATURES

- Continuously rated.
- Satin anodised aluminium finish.
- Monitored version - C/NO/NC contacts.
- Hall monitoring.

L6075

	Length	Height	Depth
Magnet	532	73	40
Armature	160	61	16

PRODUCT CODES

- L6075 - 281-200 Magnet
- L6076 - 281-205 Monitored Magnet



'L' Backset For 281 Series

FEATURES

- To suit outward opening doors.

L6077

	Length	Height	Depth
	266	75.5	38

PRODUCT CODES

- L6077 - 281-700 L Bracket


Electric Locking



'Z & L' Bracket for 281 Series

FEATURES

- To suit inward opening doors.



L6078

	Length	Height	Depth
Armature 'Z' Plates	160	63.5	63.5
Magnet 'L' Brackets	266	76	46

PRODUCT CODES

L6078 - 281-800 Z & L Bracket



Armature Housing For 281 Series

FEATURES

- Rim armature housing.



L8956

	Length	Height	Depth
	175	76	15

PRODUCT CODES

L8956 - 281-900 Housing



Glass Door Bracket For 1354-0306

FEATURES

- The brackets can be used on 10mm or 12mm thick glass doors.
- Requires industrial strength 2 part metal to glass adhesive.
- Works with 1354 surface magnet.



L9518

	Length	Height	Depth
	175	76	15

PRODUCT CODES

L9518 - 1354-0306 Bracket

Electric Locking



Shear Magnet Mortice 1354 Series

- Fitting : Mortice
 Operation : Fail Unlocked
 Voltage : 12V DC / 24V DC
 Current : 12V DC = Pull In: 1.2A
 Holding: 0.5A
 24V DC = Pull In: 1.5A
 Holding: 0.4A
 Holding Force : 1500kg/3300lbs Per Door
 Monitored : Yes
 Material : Aluminium

FEATURES

- Continuously rated.
- Monitoring hall effect.
- Volt free change over contacts.
- Adjustable locking time.
- Black finish.

NB: Dimensions do not include the shear pins.

L9513

	Length	Height	Depth
Magnet Mortice	164	30	25
Armature Mortice	164	30	35

PRODUCT CODES
L9513 - 1354-0100 Mortice Magnet



Shear Magnet Surface 1354 Series

- Fitting : Surface
 Operation : Fail Unlocked
 Voltage : 12V DC / 24V DC
 Current : 12V DC = Pull In: 1.2A
 Holding: 0.5A
 24V DC = Pull In: 1.5A
 Holding: 0.4A
 Holding Force : 1500kg/3300lbs Per Door
 Monitored : Yes
 Material : Aluminium

FEATURES

- Continuously rated.
- Monitoring 'hall effect'.
- Volt free change over contacts.
- Adjustable locking time.
- Brushed silver finish.

NB: Dimensions do not include the shear pins.

L9514

	Width	Height	Depth
Magnet Mortice	220	38	38
Armature	220	38	38

PRODUCT CODES
L9514 - 1354-0201 Surface Magnet



Electromagnetic Hook Lock - 1500-630

- Fitting : Surface
 Operation : Fail safe operation
 Voltage : 12V to 24V AC or DC
 Current : 0.2 amps maximum
 Holding Force : 1600kg/4000lbs
 Monitored : No
 Material : Aluminium & Steel

FEATURES

- Designed with two steel mandibles which clamp down in the event of a forced entry.
- Separate mounting plate for ease of installation.
- To facilitate remote access & exit control of aluminium, timber or steel doors.

L13370

	Length	Width	Depth
Hook Lock	152	53	70
Armature Plate	99	48	16

PRODUCT CODES
L13370 - Magnet 1500-630
Non Monitored

Electric Locking

alpro EMS 1200 Shear Magnet

Fitting : Mortice or surface
 Operation : Fail unlocked
 Voltage : 12V - 24V DC
 Current : Pull-in (12V) 1.15 / (24V) 1.55A
 Holding (12V) 0.29A / (24V) 0.16A
 Holding Force : 1200kg / 2645lbs
 Monitoring : Hall effect monitoring
 Guarantee : 5 years

FEATURES

- Mini construction with built-in controller.
- 100 times auto-relock.
- Adjustable time delay - access control function.
- Mortice or surface versions.
- Glass door brackets available.
- Mortice or surface versions.
- Glass door brackets available.
- Volt-free changeover contacts.



L18096

	Body Length	Body Height	Body Depth
Magnet	163	30	37
Armature	163	30	25
Surface Housing	230	51	51

PRODUCT CODES

- L18096 - EMS-1200M Shear Magnet - Mortice
- L18097 - EMS-1200S Shear Magnet - Surface
- L18098 - GDC1200 Glass Mount Bracket



Magnet Pull Handle PH300

Fitting : Surface
 Operation : Fail Unlocked
 Voltage : 12V DC
 Current : 500mA
 Holding Force : 272kg/600lbs
 Monitored : No
 Material : Aluminium

FEATURES

- Continuously rated.



L17096

	Length	Width	Depth
	333	124	60

PRODUCT CODES

- L17096 - PH300 Pull Handle Magnet



1391 Solenoid Bolt

Fitting : Mortice
 Operation : Fail Unlocked
 Voltage : 12V DC
 Current : Pull In - 0.9A
 Holding - 0.3A
 Holding Force : 1500lbs

FEATURES

- Continuously rated.
- Brushed stainless steel finish.
- Vertical or horizontal mounting.
- Bolt throw 16mm.
- Spring operated bolt.



L8839

	F/P Length	F/P Width	Overall Width	Overall Depth	Body Height	Body Depth	Body Width	Bolt Throw	Bolt Diameter	jaw Depth
Bolt	210	34	34	43	150	39	28	16	15	-
Strike Plate	90	24	25	-	-	-	-	-	-	-
Cover Plate	220	38	1	-	-	-	-	-	-	-

PRODUCT CODES

- L8839 - 1391-1042 Bolt

Electric Locking

alpro EB1001 Solenoid Bolt

Fitting : Mortice
 Operation : Fail Unlocked
 Voltage : 12V DC
 Current : Pull In - 1.0A
 Holding - 0.25A
 Holding Force : 1500lbs

FEATURES

- Continuously rated.
- Satin anodised aluminium finish.
- Vertical or horizontal mounting.
- Bolt throw 15mm.
- Spring operated bolt.



L10910

	F/P Height	F/P Width	Overall Width	Overall Depth	Body Height	Body Depth	Jaw Height	Jaw Width	Jaw Depth
Bolt	203	34	37	165	34	28	15	-	-
Strike	98	34	13	-	-	-	-	-	-

PRODUCT CODES

L10910 - EB1001 Bolt

ASSOCIATED PRODUCTS

L12616 - EB1001 SMK-34
 Surface Housing

alpro EB250 Solenoid Bolt

Fitting : Mortice - surface box available
 Operation : Fail unlocked
 Voltage : 12V - 24V DC
 Current : Pull-in (12V) 0.74A / (24V) 0.44A
 Holding (12V) 0.12A / (24V) 0.07A
 Holding Force : 1000kg / 2200lbs
 Monitoring : Door & bolt position
 Guarantee : 5 years

FEATURES

- Slim stainless steel construction.
- Vertical or horizontal mounting.
- Brushed SS surface box available.
- Dual monitoring - door and bolt position.
- Dual voltage.



L18085

	F/P Length	F/P Width	Overall Width	Overall Depth	Body Height	Body Depth	Body Width	Bolt Throw	Bolt Diameter
Bolt	210	25	25	42	160	39	22	16	14
Strike Plate	80	25	-	-	-	-	-	-	-
Surface Box	225	27	47	-	-	-	-	-	-

PRODUCT CODES

L18085 - EB250/PTL

12V / 24V DC F/U Bolt


L18096 - EB250/SMH-Kit Surface Mount

alpro EB250KO Solenoid Bolt

Fitting : Mortice
 Operation : Fail locked - manual key override
 Voltage : 12V - 24V DC
 Current : Pull-in (12V) 0.74A / (24V) 0.44A
 Holding (12V) 0.12A / (24V) 0.07A
 Holding Force : 1000kg / 2200lbs
 Monitoring : Triple door, bolt & key position
 Guarantee : 5 years

FEATURES

- Slim stainless steel construction.
- Vertical or horizontal mounting.
- Momentary Euro Profile key override.
- Triple monitoring - door, bolt & key position.
- Dual voltage.



L18086

	F/P Length	F/P Width	Overall Width	Overall Depth	Body Height	Body Depth	Body Width	Bolt Throw	Bolt Diameter
Bolt	230	25	25	42	179	39	22	14	14
Strike Plate	80	25	-	-	-	-	-	-	-

PRODUCT CODES

L18086 - EB250KO/PTO

12V / 24V DC F/L Bolt

Electric Locking

alpro DB25 Deadlocking Solenoid Bolt

Fitting : Mortice - surface box available
 Operation : Fail unlocked - deadlocking
 Voltage : 12V - 24V DC
 Current : Pull-in (12V) 1.1A / (24V) 1A
 Holding (12V) 0.21A / (24V) 0.09A
 Holding Force : 1000kg / 2200lbs
 Monitoring : Door & bolt position
 Guarantee : 5 years



L18087

FEATURES

- Slim stainless steel construction.
- Deadlocking bolt.
- Vertical or horizontal mounting.
- Brushed stainless steel surface box available
- Dual monitoring - door & bolt position.
- Self aligning version - built in magnet to assist locking.
- Dual voltage.

	F/P Length	F/P Width	Overall Width	Overall Depth	Body Height	Body Depth	Body Width	Bolt Throw	Bolt Diameter
Bolt	210	25	25	42	164	39	22	16	13
Strike Plate (DB25)	80	25	-	-	-	-	-	-	-
Strike Plate (DB25L)	210	25	-	-	-	-	-	-	-
Strike Plate	225	27	47	-	-	-	-	-	-

PRODUCT CODES

- L18087 - DB25 12V / 24V DC Deadlocking Bolt
- L18094 - DB25/SMH-KIT Surface Kit
- L18088 - DB25L 12V / 24V DC Self Aligning Deadlocking Bolt

alpro DB25KO Deadlocking Solenoid Bolt

Fitting : Mortice - surface box available
 Operation : Fail locked - deadlocking
 Voltage : 12V - 24V DC
 Current : Pull In (12V) 1.1A / (24V) 1A
 Holding (12V) 0.21A / (24V) 0.09A
 Holding Force : 1000kg / 2200lbs
 Monitoring : Triple - door, bolt & key position
 Guarantee : 5 years



L18089

FEATURES

- Slim stainless steel construction.
- Deadlocking bolt.
- Vertical or horizontal mounting.
- Maintained Euro Profile key override.
- Triple monitoring - door, bolt & key position.
- Dual voltage.

	F/P Height	F/P Width	F/P Depth	Overall Depth	Body Height	Body Depth	Body Width	Bolt Throw	Bolt Diameter	Jaw Depth
Bolt	280	25	25	42	230	39	22	16	13	-
Strike Plate	140	25	-	-	-	-	-	-	-	-

PRODUCT CODES

- L18089 - DB25KO/PTLOCK - 12 / 24V DC Deadlocking Bolt F/U
- L18090 - DB25KO/PTOPEN - 12V / 24V DC Deadlocking Bolt F/L

alpro DB38 Deadlocking Solenoid Bolt

Fitting : Mortice
 Operation : Fail Unlocked - deadlocking
 Voltage : 12V - 24V DC
 Current : Pull-In (12V) 1.6A / (24V) 1.25A
 Holding (12V) 0.22A / (24V) 0.09A
 Holding Force : 2000kg / 4400lbs
 Monitoring : Door & bolt position
 Guarantee : 5 years



L18091

FEATURES

- Stainless steel construction.
- Vertical or horizontal mounting.
- High security bolt with high holding force.
- Dual monitoring - door and bolt position.
- Dual voltage.

	F/P Height	F/P Width	F/P Depth	Overall Depth	Body Height	Body Depth	Body Width	Bolt Throw	Bolt Diameter	Jaw Depth
Bolt	202	38	38	42	162	39	32	14	14	-
Strike Plate	90	30	-	-	-	-	-	-	-	-

PRODUCT CODES

- L18091 - DB38 12V / 24V DC Deadlocking Bolt



New Range of Electric Strikes

alpro®

Commitment to Excellence

- ✓ 12/24v selectable
- ✓ Easily reversible – Fail Open(PTL)/ Fail Secure (PTO)
– no loose pins or springs
- ✓ High holding force
- ✓ ANSI short and long styles with shallow body
= easy retrofit
- ✓ AC compatability with Rectifier Sounder Module
- ✓ Full range of accessories
- ✓ Rugged construction with stainless steel faceplates
- ✓ Very competitive prices

Vortex Magnet



- ✓ Holding force - 1,500kg
- ✓ Dual Voltage 12/24v DC
- ✓ Dimensions 218 (L) x 35 (W) x 30mm (D)
- ✓ Dual monitoring - locking and door position



First Choice for Locking Solutions

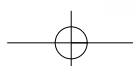
T 01202 676262

F 01202 680101

E info@alpro.co.uk

W www.alpro.co.uk

No wonder we're
First Choice!



Electric Locking

alpro EB501 Mini Bolt

Fitting : Mortice
 Operation : Fail Unlocked
 Voltage : 12V DC
 Current : Pull-in 0.7A
 Holding 0.1A
 Monitoring : Door position
 Guarantee : 3 years

FEATURES

- Mini construction ideal for cabinets and show cases.
- Low current consumption.
- Auto relock function.
- Door position monitoring.



L18092

	F/P Height	F/P Width	F/P Depth	Overall Depth	Body Height	Body Depth	Body Width	Bolt Throw	Bolt Diameter	Jaw Depth
Bolt	150	22	22	30	119	27	19	13	12	-
Strike Plate	85	22	-	-	-	-	-	-	-	-

PRODUCT CODES

L18092 - EB501-22 12V DC F/U Mini Bolt



Solenoid Bolt EB180 Slim

Fitting : Mortice
 Operation : Fail Unlocked
 Voltage : 12V DC
 Current : Pullin 0.9A
 Holding 0.3A
 Holding Force : 12,000lbs

FEATURES

- Horizontal or vertical installation.
- Continuously rated.
- Tested to 500,000 cycles.
- Auto relocking time delay: 0, 3, 6 or 9 seconds.
- Monitored.



L17090

	Length	Width	Depth
Bolt	210	25	41
Keep	100	25	10

PRODUCT CODES

L17090 - EB180 Solenoid Bolt



Solenoid Bolt EB200 Mortice

Fitting : Mortice
 Operation : Fail Unlocked
 Voltage : 12V DC
 Current : Pullin 0.9A
 Holding 0.3A
 Holding Force : 12,000lbs

FEATURES

- Horizontal or vertical installation.
- Continuously rated.
- Tested to 500,000 cycles.
- Auto relocking time delay: 0, 3, 6 or 9 seconds.
- Monitored.
- Additional door monitoring - Indicates door open or closed status.



L17091

	Length	Width	Depth
Bolt	225	42	41
Keep	100	25	10

PRODUCT CODES

L17091 - EB200 Mortice Solenoid Bolt

Electric Locking



Solenoid Bolt EB300 Surface

Fitting : Surface
 Operation : Fail Unlocked
 Voltage : 12V DC
 Current : Pullin 0.9A
 Holding Force : 12,000lbs

FEATURES

- Horizontal or vertical installation.
- Continuously rated.
- Tested to 500,000 cycles.
- Auto relocking time delay: 0, 3, 6 or 9 seconds.
- Monitored.
- Additional door monitoring - Indicates door open or closed status.

L17093 suitable for glass doors.

L17092

L17093

Glass Door Version

	Length	Width	Depth
Bolt	225	42	41
Keep	100	25	10

PRODUCT CODES

- L17092 - EB300 Surface Bolt
- L17093 - EB300VGL Glass Door Surface Bolt



795 Solenoid Bolt

Fitting : Surface
 Operation : Fail Unlocked
 Voltage : 12V DC
 Current : 0.55A
 Holding Force : 1500lbs

FEATURES

- Continuously rated.
- Machined from solid brass.
- Gravity fed bolt & must shoot downwards.
- Bolt throw 12mm.



	F/P Height	F/P Width	F/P Depth	Overall Depth	Body Height	Body Depth	Body Width	Bolt Throw	Bolt Diameter	Jaw Depth
Bolt	110	38	5	38	73	32	37	12	10	-
Strike	50	25	40	-	-	-	-	-	-	-

PRODUCT CODES

- L3478 - 795 Bolt



797 Solenoid Bolt

Fitting : Mortice
 Operation : Fail Unlocked
 Voltage : 12V DC
 Current : Pull In - 1.2A
 Holding - 0.4A
 Holding Force : 1500lbs

FEATURES

- Continuously rated.
- Machined from solid brass.
- Gravity fed bolt & must shoot downwards.
- Bolt throw 12mm.
- Requires 2A power supply.



	F/P Height	F/P Width	F/P Depth	Overall Depth	Body Height	Body Depth	Body Width	Bolt Throw	Bolt Diameter	Jaw Depth
Bolt	200	38	3	39	156	35	28	12	10	-
Strike	100	32	3	-	-	-	-	-	-	-

PRODUCT CODES

- L8495 - 797 Bolt

Electric Locking



TB25R Solenoid Bolt

Fitting : Mortice
 Operation : Fail Unlocked
 Voltage : 12V DC - 24V DC
 Current : Pull In - 1.1A
 Holding - 0.21A
 Holding Force : 1000kg/2200lbs

FEATURES

- Continuously rated.
- Satin anodised aluminium finish.
- Vertical or horizontal mounting.
- Bolt throw 14mm.
- Site reversible.
- Cam operated bolt.
- Radius Faceplate.



L9451

	F/P Length	F/P Width	Overall Width	Overall Depth	Body Length	Body Depth	Body Width	Bolt Projection	Bolt Diameter
Bolt	210	25	25	42	164	39	22	16	13
Strike	80	25	-	3	-	-	-	-	-

PRODUCT CODES

L9451 - TB25R Bolt F/U



TB25KO Solenoid Bolt

Fitting : Mortice
 Operation : Fail Locked
 Voltage : 12V DC - 24V DC
 Current : Pull In - 1.1A
 Holding - 0.21A
 Holding Force : 1000kg/2200lbs

FEATURES

- Continuously rated.
- Satin anodised aluminium finish.
- Vertical or horizontal mounting.
- Bolt throw 14mm.
- Site reversible.
- Cam operated bolt.
- Euro profile key override.



L13471

	F/P Length	F/P Width	Overall Width	Overall Depth	Body Height	Body Depth	Jaw Height	Jaw Width	Jaw Depth
Bolt	280	25	25	45	230	42	22	16	12
Strike	140	25	-	3	-	-	-	-	-

PRODUCT CODES

L13471 - TB25KO Solenoid Bolt



TB38S Solenoid Bolt

Fitting : Mortice
 Operation : Fail Locked / Fail Unlocked
 Voltage : 12V DC
 Current : Pull In - 1.58A
 Holding - 0.18A
 Holding Force : 2000kg/4400lbs

FEATURES

- Continuously rated.
- Satin anodised aluminium finish.
- Vertical or horizontal mounting.
- Bolt throw 14mm.
- Cam operated bolt.



L5666

	F/P Length	F/P Width	Overall Width	Overall Depth	Body Length	Body Depth	Body Width	Bolt Projection	Bolt Diameter
Bolt	202	38	37	44	162	41	33	14	14
Strike	90	30	-	-	-	-	-	-	-

PRODUCT CODES

L5666 - TB38S F/L Bolt
 L5667 - TB38S F/U Bolt

Electric Locking



V-Lock TS 8001

Fitting : Flush (vertical / horizontal mount)
 Operation : F/L and F/U selectable
 Voltage : 12 / 24V DC
 Current Consumption : 0.5A
 Holding Force : 1000kg max
 Monitoring : Yes (NO/NC) contacts
 Door Miss Alignment Tolerance : 3.5mm



L16408

	F/P Length	F/P Width	Overall Width	Overall Depth	Body Length	Body Depth	Body Width	Bolt Diameter	Bolt Projection
Bolt	256	30	30	41	206	39	23	11	20
Strike Plate	256	27	-	3	-	-	-	-	-

PRODUCT CODES

L16408 - TS 8001 V-Lock



Hook Bolt ES 7001

Fitting : Surface (vertical / horizontal mount)
 Operation : Fail Unlocked
 Voltage : 12 / 24V DC
 Current Consumption : 12V = 0.75A
 24V = 0.5A
 Operating Temperature : 0°C - 70°C
 Holding Force : 680kg (1500lb)
 Side Load : 300kg (660lb)
 Anti Tamper : Yes (NO/NC/C)
 Finish : Standard Silver



L14373

FEATURES

- Low profile 40mm into door headroom.
- For high security applications.
- UL 1034 (highest level) tested to 1-6 cycles.
- CE-BS EN 50081-1
- BS-EN 50082-1
- Polarity protected.
- Continuously rated coil.

	Body Length	Body Width	Body Height
Lock	201	56	40
Strike	49	30	-

PRODUCT CODES

L14373 - ES 7001 Hook Bolt



Electrika 12V AC Lock

Fitting : Rim
 Operation : Fail Locked
 Voltage : 12V AC
 Current : 3A
 Holding Force : 2000kg
 Backset : 50 - 80mm



L13642

FEATURES

- Black finish.
- Inside manual exit button.
- Rotary hook deadbolt.
- Protective steel case.
- Non handed.
- L13643 & L13645 include red manual exit button.

	Body Length	Body Width	Body Height
Lock	204	110	60
Strike	94	31	37

PRODUCT CODES

- L13642 - Lock IA721-00-0
Black Non-Hand
12V AC C/W Cylinder-B. Set
50mm-80mm for steel doors
- L13643 - Lock IA731-00-0
Black Non-Hand
12V AC C/W Cylinder-B. Set
50mm-80mm for steel doors
hold open
- L13644 - Lock IA610-00-0
Black Non-Hand
12V AC C/W Cylinder-B. Set
50mm-80mm for wooden doors
- L13645 - Lock IA630-00-0
Black Non-Hand
12V AC C/W Cylinder
B. Set 50mm-80mm for
wooden doors hold open

Electric Locking

CISA 11610 Series Electric Lock - Internal Timber Doors

Fitting : Rim
 Operation : Fail Locked
 Voltage : 12V AC
 Current : 1.6A
 Backset : 60mm

FEATURES

- Grey finish.
- Inside manual exit button.
- Available with key override.
- Rim cylinder or case only (3 keys supplied).
- Inward and outward opening models available.



PRODUCT CODES


- L4250 - 11610-60-1 Lock RH In
- L4251 - 11610-60-2 Lock LH In
- L4252 - 11610-60-3 Lock RH Out
- L4253 - 11610-60-4 Lock LH Out
- L9667 - 11610-60-1 Lock RH In Case Only
- L9666 - 11610-60-2 Lock LH In Case Only

CISA 11630 Series Electric Lock - Internal Timber Doors

Fitting : Rim
 Operation : Fail Locked
 Voltage : 12V AC
 Current : 1.6A
 Backset : 60mm

FEATURES

- Grey finish.
- Inside manual exit button.
- Latch hold open device.
- Complete with key override rim cylinder (3 keys supplied).
- Inward opening only.



PRODUCT CODES

- L4254 - 11630-60-1 Lock RH In
- L4255 - 11630-60-2 Lock LH In

CISA 11921 Series Electric Lock External Metal Door/Gate

Fitting : Rim
 Operation : Fail Locked
 Voltage : 12V AC
 Current : 1.6A
 Backset : 60mm

FEATURES

- Galvanised finish.
- Exit by internal key cylinder.
- Complete with key override rim cylinder (3 keys supplied).
- Inward and outward opening models available.
- Optical fixing plate (07061) sold separately.



PRODUCT CODES

- L4256 - 11921-60-1 Lock RH In
- L4257 - 11921-60-2 Lock LH In
- L4258 - 11921-60-3 Lock RH Out
- L4259 - 11921-60-4 Lock LH Out


Electric Locking

CISA 11931 Series Electric Lock External Metal Door / Gate

Fitting : Rim
 Operation : Fail Locked
 Voltage : 12V AC
 Current : 1.6A
 Backset : 60mm

FEATURES

- Galvanised finish.
- Inside manual exit button.
- Latch hold open device.
- Complete with key override rim cylinder (3 keys supplied).
- Inward and outward opening models available.
- Optical fixing plate (07061) sold separately.



PRODUCT CODES

- L4260 - 11931-60-1 Lock RH In
- L4261 - 11931-60-2 Lock LH In
- L4262 - 11931-60-3 Lock RH Out
- L4263 - 11931-60-4 Lock LH Out

CISA 11823 Series Electric Lock External Gates / Garage Doors

Fitting : Rim
 Operation : Fail Locked
 Voltage : 12V AC
 Current : 1.6A
 Backset : 80mm

FEATURES

- Galvanised finish.
- Exit by internal key cylinder.
- Complete with key override rim cylinder (3 keys supplied).
- Inward opening only.
- Fixing plate included.



PRODUCT CODES

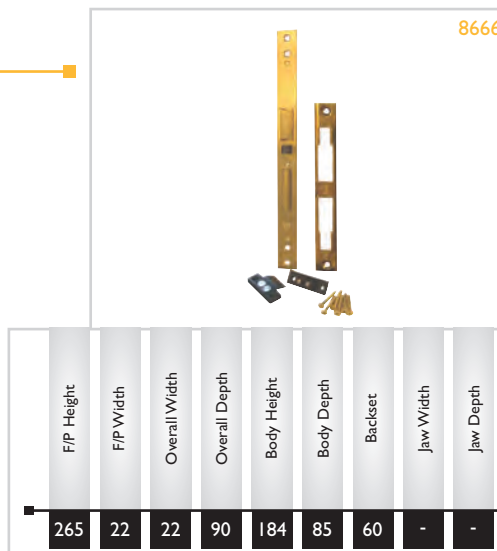
- L4264 - 11823-80-1 Lock RH
- L4265 - 11823-80-2 Lock LH

CISA 12011 Series Electric Lock For Timber Doors

Fitting : Mortice
 Operation : Fail Locked
 Voltage : 12V AC
 Current : 1.25A
 Backset : 60mm

FEATURES

- Satin brass finish.
- Lock case only.
- Accepts euro profile cylinder - sold separately.
- Remote operating of latch & deadbolt.



PRODUCT CODES

- 8666 - 12011-60-0 Lock

Electric Locking

CISA I4017 Series Electric Lock For Timber Doors

Fitting : Mortice
 Operation : Fail Locked
 Voltage : 12V AC
 Current : 1.25A
 Backset : 60mm

FEATURES

- Galvanised finish.
- Lock case only.
- Accepts euro profile cylinder - sold separately.
- Remote operating of latch.
- Accepts lever furniture with 8mm spindle.
- 60mm backset.



L4266

F/P Height	F/P Width	Overall Width	Overall Depth	Body Height	Body Depth	Backset	Jaw Width	Jaw Depth
160	16	16	128	83	125	60	-	-

PRODUCT CODES

- L4266 - I4017-60-1 Lock RH
- L4267 - I4017-60-2 Lock LH

ASSOCIATED PRODUCTS:

- L5022 - Strike Plate

CISA I4020 Series Electric Lock For Aluminium Doors

Fitting : Mortice
 Operation : Fail Locked
 Voltage : 12V AC
 Current : 1.25A

FEATURES

- Galvanised finish.
- Lock case only.
- Accepts oval profile cylinder - sold separately.
- Remote operating of latch.
- 18mm backset.



8777

F/P Height	F/P Width	Overall Width	Overall Depth	Body Height	Body Depth	Backset	Jaw Width	Jaw Depth
244	16	16	28	200	26	15	-	-

PRODUCT CODES

- 8777 - I4020-18-1 Lock RH
- 8776 - I4020-18-2 Lock LH

CISA CISA 06510 Current Transfer Unit

Fitting : Flush

FEATURES

- Allows current to transfer from door frame to door.



8667

PRODUCT CODES

- 8667 - 06510 Contacts

CISA Coil

Voltage : 12V AC
 Current : 1.25A

FEATURES

- To suit I1610.



L7200

PRODUCT CODES

- L7200 - 07118-00-1 RH Coil
- L7201 - 07118-00-2 LH Coil

Electric Locking



Exidor Touch Bar TB450 400 Series C/W Electric Latch Retraction

Fitting : Surface
 Operation : Fail locked
 Voltage : 24V DC
 Current : 300mA

FEATURES

- Length 653mm.
- When 24V DC is applied latch is withdrawn.
- Can be used in conjunction with Exidor outside access devices.
- Unit can be made to size on request and special ordered.
- Also available on special order with 2 point or 3 point vertical or horizontal Pullman latches.



PRODUCT CODES

L16657 - TB450 Touch Bar with ELR



Emzy - Electronic Motorised Cylinder MZT 35

Function : Automatic door locking
 Operating Voltage : 12V DC
 Locking Cycles : One to multiple lock cycles (15 max)
 Opening Time : 1 second per cycle
 Torque : ~1 Nm
 Operating temperature : -20°C to +70°C
 Humidity : 20% to 80% not condensing

Cylinder Dimensions

Minimum length of
 Cylinder on Knob side : 31m
 Minimum length of cylinder outside : According to Evva modular system
 Maximum length of Cylinder : According to Evva modular system
 Modular Cylinders : DPI 5, DPI 6, DPX, DUAL, 3KS & MC
 Compact Cylinders : MCS, GPI 5, GPI 6, DPX
 Qty Spacers : 3 Pcs. thickness 1.5mm
 Minimum Backset : 35mm (Norm B3850 DIN 18101)



PRODUCT CODES

L15685 - Cylinder MZT 35

ASSOCIATED PRODUCTS

- According to EVVA modular systems
- DPI 5, DPI 6, DPX, DUAL
- 3KS & MCS
- L15686 - Control Unit

CONNECTIVITY

- Hardwire connection to Emzy Micro Control Unit (MCU-MI)

FEATURES

- Emzy is a fully motorised Euro profile cylinder compatible with most Euro profile Mortice locks and some multipoint locking systems.
- Can be integrated with various types of access control systems either networked or stand alone. It can also integrate with alarm systems.
- Emzy has full monitoring inputs and outputs for door monitoring and activation.
- Built in exit button.



Emzy - MCU - MI Micro Control Unit

Function : Micro Controller for
 Motorised Cylinder
 Operating Voltage : 12V DC 1.5 Amp
 Relay rating : 30V, 1 Amp DC / AC
 Opening time : <1 second per cycle
 Torque : ~1 Nm
 Operating temperature : 20°C to +70°C
 Humidity : 20% to 80% not condensing

FEATURES

- Central control or Automatic locking and release.
- Adjustable door open time and unlock time.
- Electric strike output with relay active time.
- Door status monitoring.
- Exit button input.



PRODUCT CODES

L15686 - EMZY MCU Controller

ASSOCIATED PRODUCTS

- L15685 - Motorised Knob
- AS9101 - 2 Amp PSU
- L9409 - 7Ah battery
- AS9814 - Magnetic contact

Electric Locking



Secury A-Opener 6-29720-11-0-1

Fitting : Mortice
 Operation : Fail Locked
 Voltage : 12V DC
 Current : 1.8A
 Backset : 35mm
 Centres : 92mm

OPERATION

LOCKING

- Unit automatically locks when the door is closed.
- The centre case deadbolt only operates on turn of the key.

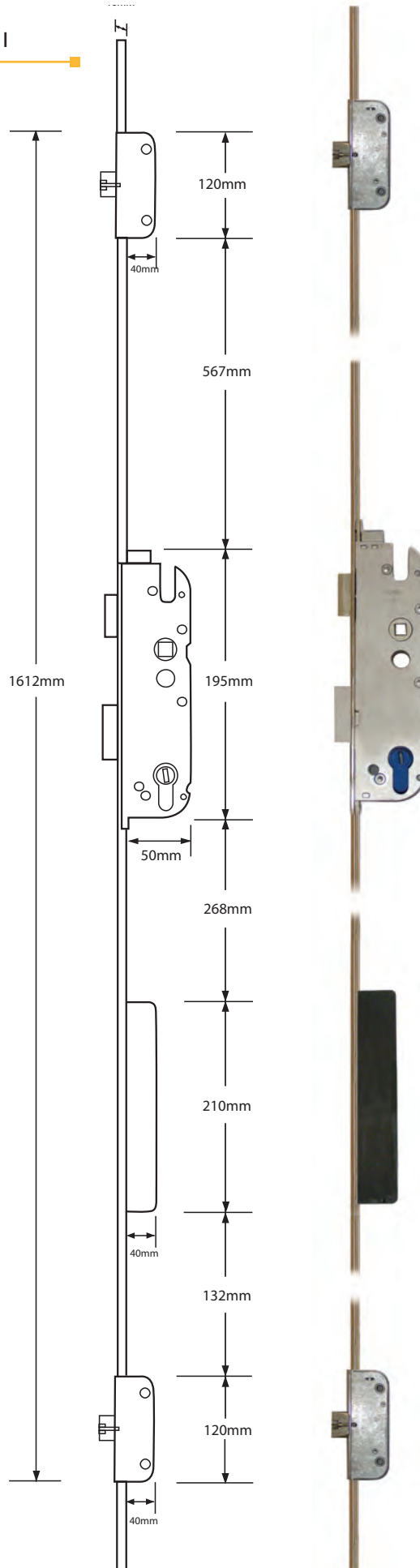
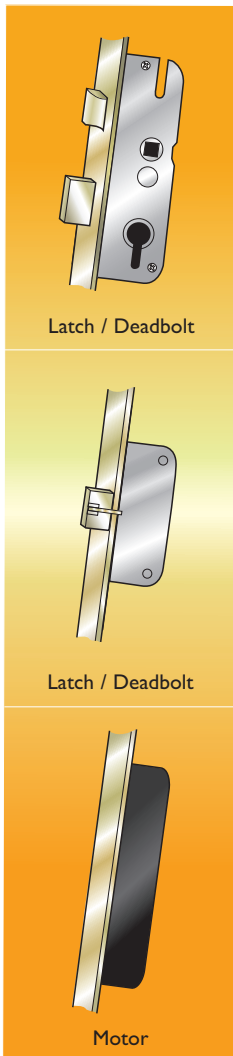
UNLOCKING

The unit will unlock under the following conditions:

- When 12V DC 2A is applied. (providing centre case deadbolt is not thrown).
- On turn of the key.
- On operation of inside lever handle (providing centre case deadbolt is not thrown).

FEATURES

- Keywind operation.
- 16mm faceplate.
- For Accessories see Associated Products.



PRODUCT CODES

L16403 - Electric Multipoint 35/92

ASSOCIATED PRODUCTS

- L15386 - Deadbolt keep (2 required)
- L12049 - Centre keep LH
- L12049 - Centre keep RH
- L15610 - Packers (pair) (3 required)
- L13096 - Handle white lever/moveable pad
- L13095 - Handle gold lever/moveable pad
- L16401 - Fixing plate (required to fix moveable pad)

TIMBER KEEPS

- L15571 - Deadbolt Keep (2 required)
- L15572 - Centre Keep

Electric Locking



SDA Double Action Electric Lock



The Diax SDA series offers high quality, double action locks with provision for a euro-cylinder and options of backset. The Diax SDA is a versatile lock to suit many requirements.

- Manufactured in stainless steel
- Supplied with optional faceplates
- Euro-cylinder for manual override (cylinder not supplied)
- 25mm backset fail safe from stock
- 12V DC
- Lock status output is standard
- Optional stainless steel surface housing available

- Commercial
- Industrial
- Public Buildings
- Multi-tenant occupancy
- Residential

25mm, 30mm & 35mm fail safe and fail secure versions available to special order.

L17845



DX22 Double Action Electric Lock

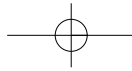
The Diax DX22 lock offers high quality fail secure locking with follower and provision for a euro-cylinder override. Easy to install, with simple operation and is a high performance lock to suit many requirements.

Unusually, for a lock of this type, power is not required on the door leaf. The clever design of operation means the keeper houses the electronics, so there is no need for door loops etc.


- Fail secure
- 22mm backset
- Follower provision
- Euro cylinder provision
- 12V AC/DC
- Current draw 1.25A



L17844



Elmdene Power Supplies



12V & 24V Power Supplies

Elmdene manufacture a wide range of power supplies for applications including intruder, access control, CCTV and fire.

The products are designed to provide reliability and performance in their respective field with low maintenance and operational costs.

For more information, please visit the Elmdene website www.elmdene.co.uk.

Typical features include:

- 12V & 24V products
- High efficiency switch mode operation
- Full current load
- Deep discharge protection
- Battery monitoring
- LED status indication
- Tamper protected enclosure
- CE marked
- Third party approvals



Intruder



Access Control



CCTV

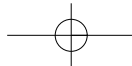


Fire



Elmdene International Limited, 3 Keel Close, Interchange Park, Portsmouth, PO3 5QD, UK.
Tel: +44 (0)23 9269 6638. Email: sales@elmdene.co.uk
www.elmdene.co.uk





Index

Power Supplies, Batteries & Accessories



- **Encapsulated Power Supplies**
- Asec 830
- Paxton 830



- **Boxed Power Supplies**
- Asec 831
- Elmdene 831 - 832
- Briton 833



- **Rechargeable Batteries**
- Yuasa 833



- **Transformers**
- Videx 834



- **Universal Relay/Rectifier Modules**
- Alpro 835
- Asec 835 - 836
- Centurion 836
- Videx 837



- **Exit Devices**
- Alpro 837
- Centurion 837
- Kantech 838
- Asec 838 - 847



- **Keyswitches**
- Asec 848 - 849
- Kaba 850



- **Call Points**
- Asec 850



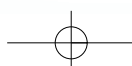
- **Sounders**
- Asec 852
- Videx 852



- **Timers**
- Smiths 853 - 854
- Videx 854



- **Cable & Accessories**
- Asec 854 - 856
- Cisa 856
- HPC 857
- Souber 858



Power Supplies & Accessories



Encapsulated Switch Mode Power Supply VRS-121000 EB

Input Voltage : 100 - 253V AC 50 Hz
 Output Voltage : 12V DC regulated
 Output Current : 1 amp continuous
 Finish : Black ABS plastic

FEATURES

- Protection on input.
- Compliant with EN60950.
- High reliability for low maintenance & operational costs.
- Includes mains plug and 2.1mm DC Socket.



AS9877

PRODUCT CODES

AS9877 - Power Supply AS 12V
 DC-1 Amp Encapsulated
 VRS-121000 EB (Switch Mode)



PSU Power Supply 998-241

Input Voltage : 240V AC mains
 Description : Switch mode
 Output Voltage : 12V DC
 Output Current : 1amp
 Finish : Black

FEATURES

- 12V DC power supply in plastic enclosure.
- Low cost alternative to the boxed backup power supplies.
- Designed to connect to a standard UK mains supply via a switched fused spur connection.



LI1650

PRODUCT CODES

LI1650 - PSU 998-241 12V DC 1 amp

Power Supplies & Accessories



Boxed Power Supply

Input Voltage : 230V AC - mains
 Output Voltage : 13.8 or 27.6V DC (12/24V DC)
 Output Current : 1,2,3, & 5 amp
 Backup Battery : Yes - up to 7 Ah size in A box
 or 1.7 Ah in B box
 Visual Fault Indicator : Yes, multi LED
 Output Fuse Protection : Yes
 Tamper Protection : Yes
 Case Type : A with hinge lid for 1,2 amp
 B with clam shell for 3 & 5 amp
 Case Material : 1.2mm metal -
 Powder coated steel white
 Finish : White
 IP Rating : IP 41 front only

FEATURES

- Metal boxed.
- Available in either 12/24V outputs.
- Various ampage outputs.
- Integral battery charging facility.
- All sizes accept 7 Ah battery.
- Built in internal fuse protection.
- Regulated and smoothed DC output.

FEATURES AS REQUIRED BY EUROPEAN DIRECTIVES

Electrical safety standard compliance : EN60950 : 2000
 Electro magnetic compliance : EN50130-4 : 1996
 Electro magnetic compliance : EN50081-1 : 1992



	Height	Width	Depth	Voltage	Amp
AS9100	200	230	80	12	1
AS9101	200	230	80	12	2
AS9102	330	255	80	12	3
AS9103	330	355	80	12	5
AS9104	275	330	80	24	1
AS9105	275	330	80	24	2

PRODUCT CODES

- AS9100 - 12V DC 1 Amp Power Supply
- AS9101 - 12V DC 2 Amp Power Supply
- AS9102 - 12V DC 3 Amp Power Supply
- AS9103 - 12V DC 5 Amp Power Supply
- AS9104 - 24V DC 1 Amp Power Supply
- AS9105 - 24V DC 2 Amp Power Supply

ASSOCIATED PRODUCTS

- L9406 - NP 1.2 Ah Battery
- L9407 - NP 2.1 Ah Battery
- L9408 - NP 2.8 Ah Battery
- L9409 - NP 7.0 Ah Battery



Boxed Power Supply

Input Voltage : 230V AC - mains
 Output Voltage : 13.8 or 27.6V DC (12/24V DC)
 Output Current : 1,2,3, & 5 amp
 Backup Battery : Yes - up to 7 Ah size in A box
 or 1.7 Ah in B box.
 Visual Fault Indicator : Yes, multi LED
 Output Fuse Protection : Yes
 Tamper Protection : Yes
 Case Type : A with hinge lid for 1 & 2 amp
 B with clam shell for 3 & 5 amp
 Case Material : 1.2mm metal -
 Powder coated steel white
 Finish : White
 IP Rating : IP 41 front only

FEATURES

- Metal boxed.
- Available in either 12/24V outputs.
- Various amperage outputs.
- Integral battery charging facility.
- All sizes accept 7 Ah battery.
- Built in internal fuse protection.
- Regulated and smoothed DC output.

FEATURES AS REQUIRED BY EUROPEAN DIRECTIVES

Electrical safety standard compliance : EN60950 : 2000
 Electro magnetic compliance : EN50130-4 : 1996
 Electro magnetic compliance : EN50081-1 : 1992



	Height	Width	Depth	Voltage	Amp
L5582	185	200	55	12	1
L10364	200	230	80	12	1.5
L5584	200	230	80	12	2
L9496	200	230	80	12	3
L5645	330	350	80	12	4
L7205	275	330	80	24	1

PRODUCT CODES

- L5582 - 1381LN 12V 1 Amp Power Supply
- L10364 - 1381N 12V 1.5 Amp Power Supply
- L5584 - 1390 12V 2 Amp Power Supply
- L9496 - 1383N 12V 3 Amp Power Supply
- L5645 - 1384M 12V 4 Amp Power Supply
- L7205 - 2401 24V 1 Amp Power Supply

ASSOCIATED PRODUCTS


- L9406 - NP 1.2 Ah Battery
- L9407 - NP 2.1 Ah Battery
- L9408 - NP 2.8 Ah Battery
- L9409 - NP 7.0 Ah Battery

Power Supplies & Accessories



TR2 Transformer Rectifier 24V DC, 2 Amp

- Input Voltage : 230V AC mains
- Output Voltage : 24V DC
- Output Current : 2 amp
- Switching Input : Voltage free NC/NO triggering
- Switching Output: 24V DC
- Backup Battery : No
- Visual Fault Indicator : Yes, multi LED
- Output Fuse Protection : Yes
- Output Splitter Module : Optional (Elmdene part no: FOM 8)
- Case Material : 1.2mm metal - powder coated steel white
- IP Rating : IP 41 front only
- Case Type : A with hinge lid



PRODUCT CODES

- AS9875 - Power Supply TR2 24V DC 2 Amp PCU

ASSOCIATED PRODUCTS

- AS8502 - Hold Open Magnet
- AS8503 - Hold Open Magnet Wall Fix
- 2301 - Hold Open 24 DC Wall Fix

FEATURES AS REQUIRED BY EUROPEAN DIRECTIVES

- Electrical safety standard compliance : EN60950 :2000
- Electro magnetic compliance : EN50130-4 :1996
- Electro magnetic compliance : EN50081-1 :1992

For use in fire and access control applications eg. hold open magnets.
Also available in 4 amp output (TR-4)
In the event of power failure this device will de-energise and release all devices connected to it.

Please note this is a fire safety power supply and as such does not incorporate a backup battery.



Power Supply EN50131 Grade 3

- Input Voltage : 230V AC - mains
- Output Voltage : 12V DC
- Output Current : 1 amp
- Backup Battery : Yes - up to 7 Ah
- Visual Fault Indicator : No
- Output Fuse Protection : Yes
- Tamper Protection : Yes
- Case Type : A with hinge lid
- Case Material : 1.2mm metal - Powder coated steel white
- Finish : White
- IP Rating : IP41 front only

FEATURES

- Specifically designed to provide a comprehensive and flexible range of options for intruder systems to grades 2 & 3.
- EN50131 compliant grade 3.
- Built in quality & reliability.
- High efficiency circuit design.
- Comprehensive battery management.
- High security anti-tamper.
- Robust circuit protection.
- Comprehensive output voltage and current protection.
- Hinged lid.



PRODUCT CODES

- L14973 - Power EN-307A 12V DC, 1 Amp EN50131 Compliant Grade 3

Power Supplies & Accessories

ALDRIDGE Power Supply 12V AC 3A Boxed

Input Voltage : 230V AC mains
 Output Voltage : 12V AC
 Output Current : 3 amp AC
 Backup Battery : No
 Visual Indicator : No
 Fuse Output Protection : Yes
 Case Material : White powder coated metal

NOTE

- Suitable for use with CISA Electrika and other CISA electric locks.



PRODUCT CODES

L15680 - 12V AC 3 Amp PSU

Briton FSR-48 PSU Power Supply

Input Voltage : 230V AC mains
 Output Voltage : 24V DC
 Output Current : 0.28A
 Backup Battery : No
 Visual Indicator : No

FEATURES

- FSR range of power supplies designed for the Briton range of fire door controls.
- For use with fire/smoke check electromagnetic door control units where 24V DC is not available for the continuous rating required.



PRODUCT CODES

L4088 - Power Unit FSR4-B 280 mA 24V DC for 533 + 9963




Battery

Description : Lead acid rechargeable battery
 Output Voltage : 12V DC
 Output Current : 1.2, 2.1, 2.8 and 7.0 Ah

FEATURES

- Will fit within appropriate size boxed 12V DC PSU.
- Output: e.g. NP 7.0 = 12V DC 1 amp for 7 hours or 12V DC 0.5 amp for 14 hours.

NB: Only assume a maximum performance of 75% to allow for cell deterioration. Batteries should be replaced every 3 years.



PRODUCT CODES

L9406 - NP 1.2 Ah Battery
 L9407 - NP 2.1 Ah Battery
 L9408 - NP 2.8 Ah Battery
 L9409 - NP 7.0 Ah Battery

Power Supplies & Accessories



520M Transformer

Input Voltage : 230V AC
 Output Voltage : 12V AC / 8V DC
 Output Current : 1.6 Amp AC, 350 mA DC
 Finishes : White

OPERATION

- Step down transformer.
 Input : Mains 240V AC
 Output : 12V AC
 8V DC (speech line only).



PRODUCT CODES

L2497 - 520M Transformer




521B Transformer

Input Voltage : 230V AC
 Output Voltage : 12V DC
 Output Current : 1 Amp
 Finishes : White

OPERATION

- Step down transformer.
 Input : Mains 240V AC
 Output : 12V DC



PRODUCT CODES

L9976 - 521B Transformer




322N Transformer

Input Voltage : 230V AC
 Output Voltage : 12V AC
 Output Current : 1.6 Amp
 Finish : White

OPERATION

- Step down transformer.
 Input : Mains 240V AC
 Output : 12V AC



PRODUCT CODES

L2498 - 322N Transformer


Power Supplies Accessories

alpro Rectifier Module

Input Voltage : 12V /24V AC
 Outputs Voltage : 12V /24V DC
 Current Rating : 1 amp (max)

FEATURES

- Only for use with product with maximum current load of 1 amp.
- Enables electric strikes to operate with AC systems.
- Input voltage range is 12-24V AC +/-15%.
- Maximum current load is 1 amp (1000 mA).
- Must be protected from moisture.



PRODUCT CODES


L13651 - Rectifier Module RM1
 12V AC to 12V DC

alpro IB1 Interlock Board

Input Voltage : 12 / 24V DC
 Relay Rating : 5 amp DBL pole
 Outputs : 1 Powered output
 1V free NO/NC/C per door
 Alarm Output : Selectable time (1 amp relay output)
 Time Delay : 0-62 seconds adjustable
 0-45 seconds adjustable

FEATURES

- Fully expandable to infinite number of doors.
- Door status LED's
- Independent controls for each door.
- Microprocessor controlled logic.



PRODUCT CODES

L13896 - IB1-PCB Interlock




1225 Timer Relay

Input Voltage : 12 / 24V AC/DC
 Trigger Input : AC/DC trigger input (NO/NC)
 Relay Rating : 5 amp @ 12 or 24V AC or DC
 DBL pole
 Current Consumption : Current draw:-
 30 mA max @ 12V DC
 Timer : Delay time: 0-62 secs or 0-62 mins

FEATURES

- 4 selectable time ranges.
- Toggle mode operation.
- Variable time ranges (potentiometer).
- Latch or pulse operation.
- Ideal for controlling lock open times to magnets, electric strikes, etc.



PRODUCT CODES

AS8019 - 1225 PCB Only
 AS8027 - 1225 Boxed

Power Supplies & Accessories



Bridge Rectifier

Description : Semi-conductor bridge rectifier
Finish : Black

FEATURES

- Converts AC supply to DC output.
- Rated at 30V.



PRODUCT CODES

AS9764 - Rectifier




CP76 - Rectifier - Relay

Input Voltage : 12V / 24V AC/DC
Relay Rating : 5 amp

FEATURES

- AC/DC input.
- Voltage FREE switching.
- Built in bridge rectifier.
- Suitable for use as a switch.
- Relay activates after receiving a voltage input.



PRODUCT CODES

L14954 - CP76 Rectifier Relay




CP79 Universal Timer Relay

Input Voltage : 12V / 24V AC/DC
Output : N/O N/C voltage free contacts
Timer : 1 second - 17 minutes
Relay Rating : 5 amp 12V DC or 10 amp @ 25V AC
Trigger Input : N/O N/C negative trigger input
Reset Input : N/O contact

FEATURES

- 4 selectable time ranges.
- Variable time ranges (potentiometer).
- Latch or pulse operation.
- Ideal for controlling lock open times to magnets, electric strikes, etc.



PRODUCT CODES

L14953 - CP79 Timer Relay

Power Supplies & Accessories



506N Relay

Description : 12/24V AC/DC 5 amp relay
Finish : White

FEATURES

- Housed within a polycarbonate plastic box.
- Double pole change-over contacts.
- Pulse trigger operation.

NB: This unit has no timer facility.



PRODUCT CODES


L3528 - 506N Relay

alpro PB86 Infra Red Button

Fitting : Flush - surface box available
Operation : Infrared - contactless
Voltage : 12V DC
Contacts : NO/NC 2A relay x 2
Rating : Internal
Guarantee : 3 years

FEATURES

- Adjustable range 15cm - 27cm.
- Adjustable timer 0-9 seconds.
- Double pole relay - 2 amp.
- Flush or surface mount.
- Blue LED turns green on activation.
- Optional keypad available for remote operation up to 10m line of sight.



PRODUCT CODES

L18106 - ALP-PB86 - Infrared Exit Button
L18107 - ALP-EB086 - 1 Gang Surface Box



1-5 Infrared Beam

Fitting : Surface
Function : Infrared passage detector beam
Input Voltage : 12V - 24V DC / AC
Power Consumption : 0.5A (TX & RX)
Contact Rating : 5A @ 220V AC (potential free) N/O/NC)
Operating Temperature : -15°C to 55°C
IP Rating : IP54
Maximum Distance : 40m
Alignment : Automatic (9m2 @ 10m*)
(*circular area)

FEATURES

- Status LED indicator.
- Automatic alignment.
- Suitable for sliding gates & security gates.



PRODUCT CODES

L14972 - 1-5 Infra Red Beams

Power Supplies & Accessories

KANTECH T.Rex -XL Request to Exit Detector

- Function : Passive infrared
- Input Voltage : 12V - 28V DC
- Current Consumption : 0.05A
- Relay Rating : 1A @ 30V DC max
- Relay Cycle : 3/4 seconds
- Detector Lens : Curtain type
- Filter Technology : Digital signal processing
- Detection Range : One hand - 3m (10ft)
Whole body - 6m (20ft)
- Piezo Buzzer : Yes 90dB
- Tamper Switch : Yes N/C
- Certification : UL294, CE, FCC

FEATURES

- Adjustable beam.
- Status LED.
- Built in tamper & buzzer.



PRODUCT CODES

- L14593 - T.Rex -XL Request to Exit Detector

alpro IEC06 Exit Button

- Fitting : Flush - surface box available
- Operation : Touch to exit
- Contacts : N0 -Momentary 120mS
- Rating : IP68 - Waterproof
- Guarantee : 5 years

FEATURES

- Piezo Technology - no moving parts.
- Fully waterproof button - IP68
- Shallow button depth.
- 1 gang or narrow style available.



PRODUCT CODES

- L18102 - IEC06/1N - 1 Gang Button
- L18103 - IEC06/1N/NS - Narrow Style Button
- L18104 - IEC0610-1 - 1 Gang Surface Box
- L18105 - IEC0620-1 - Narrow Style Surface Box



EXB 0657 Exit Button - Green Dome

- Operating Voltage : 12/24V DC
- Outputs : N/O & N/C contacts
- Operation : Momentary press actuator
- IP Rating : IP67 - front only
- Fitting Style : Flush
- Finish : Stainless steel

FEATURES

- For internal/external use.
- Sealed contacts.
- N/O & N/C contacts.
- Flush mounted.
- Surface box available.



PRODUCT CODES

- AS8011 - EXB0657 Button 1 Gang

ASSOCIATED PRODUCTS

- AS8002 - 1 Gang Surface Box 38mm

Power Supplies & Accessories



1 Gang Press to Exit Green Dome Large Momentary

Operating Voltage : 12/24V DC
 Outputs : N/O & N/C contacts
 Operation : Momentary press actuator
 IP Rating : IP67 - front only
 Fitting Style : Flush
 Finish : Stainless steel

FEATURES

- For internal/external use.
- Sealed contacts.
- N/O & N/C contacts.
- Flush mounted.
- Surface box available.



AS9867

PRODUCT CODES

AS9867 - 3E0670-IPTE

ASSOCIATED PRODUCTS

AS8002 - 1 Gang Surface Box



Green Dome Exit Button

Contacts : Voltage free double pole
 Rating : 5 amps @ 30V
 Legend : Etched
 Output Options : NO & NC contacts
 No. of Terminal Connections : 2/4
 Fitting : Flush/surface
 Finish : 2mm stainless steel

FEATURES

- 2mm stainless steel mounting plates.
- Security screws included.
- 25mm gang box included.
- Low profile switch at rear of plate.
- Tamper proof collar.
- Complies to risk assessment RA001.



AS9871

PRODUCT CODES

AS9871 - EBGB02



Heavy Duty Maintained Panic Actuator

Operating Voltage : 12/24V DC
 Contact Rating : 2 amp
 Operation : Push on/pull off
 IP Rating : IP67 (from front only)
 Fitting Style : Flush
 Finish : Stainless steel

FEATURES

- For internal/external use.
- Sealed contacts.
- N/O & N/C contacts.
- Flush mounted.
- Surface box available.



AS9858

PRODUCT CODES

AS9858 - 0671-1R-ES-RED

ASSOCIATED PRODUCTS

AS8002 - 1 Gang Surface Box

Power Supplies & Accessories




All Active Small Push Plate Exit Button

- Operating Voltage : 12/24V DC
- Contacts : Voltage free double pole
- Contact Rating : 5 amps @ 30V
- Operation : Momentary contact push to exit
- Plate : Stainless steel
- Actuator surround Finish : Polycarbonate
- Output Contacts : NO/NC
- Terminal Connections : 2/4
- Fitting : Surface

FEATURES

- 2mm stainless steel mounting plates.
- All legends etched into plates.
- 5 amp double pole contacts.
- Security screws included.
- 25mm gang box included.
- Low profile switch at rear of plate.
- All active (touch anywhere action).



PRODUCT CODES

AS9872 - EBPP02 All Active Push Plate

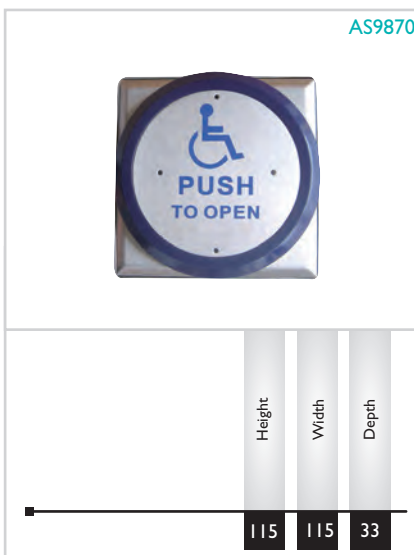


All Active Large Push Plate Exit Button

- Operating Voltage : 12/24V DC
- Contacts : Voltage free double pole
- Contact Rating : 5 amps @ 30V
- Operation : Momentary contact push to exit
- Plate : Stainless steel
- Actuator Surround Finish : Polycarbonate
- Output Contacts : NO/NC
- Terminal Connections : 2/4
- Fitting : Surface

FEATURES

- 2mm stainless steel mounting plates.
- All active (touch anywhere action).
- Low profile switch at rear of plate.
- Security screws included.



PRODUCT CODES

AS9870 - EBLP02 All Active Push Plate




Heavy Duty Press to Exit Actuator

- Operating Voltage : 12V AC/DC
- Contact Rating : 2 amp
- Output Contacts : N/O & N/C
- Operation : Momentary contact
- Impact Rating : 9
- Anti Tamper : Security fixings
- IP Rating : IP67 from front only
- Legend : Engraved
- Fitting Style : Flush
- Finish : White
- Mechanical Life : 1million operations

FEATURES

- Powder coated stainless steel RAL 9016.
- SPDT microswitch.
- 150mm flying leads.
- Includes flush box.



PRODUCT CODES

AS9850 - 3E0670BL-6 PTE Blue DDA

ASSOCIATED PRODUCTS

AS8002 - 1 Gang Brushed Alloy Surface Box

Special Order Only

- SPE - Gasket for External Use
- SPE - Security Screws
- SPE - Bespoke Engraved Legend for Specific Requirements

Power Supplies & Accessories




Heavy Duty Press to Open Actuator

- Operating Voltage : 12V AC/DC
- Contact Rating : 2 amp
- Output Contacts ; N/O & N/C
- Operation : Momentary contact
- Impact Rating : 9
- Anti Tamper : Security fixings
- IP Rating : IP67 from front only
- Legend : Engraved
- Fitting Style : Flush
- Finish : White
- Mechanical Life : 1 million operations

FEATURES

- Powder coated stainless steel RAL 9016
- SPDT microswitch.
- 150mm Flying Leads.
- Includes flush box.



PRODUCT CODES

AS9851 - 3E0670BL-6-PTO

ASSOCIATED PRODUCTS

AS8002 - 1 Gang Brushed Alloy Surface Box

Special Order Only

- SPE - Gasket for External Use
- SPE - Security Screws
- SPE - Bespoke Engraved Legend for Specific Requirements




Surface Mount Push to Open Pad 3ECM-25/4-SM

- Operating Voltage : 12/24V AC/DC
- Contact Rating : 2 amp
- Output Contacts : N/O & N/C
- Operation : Momentary contact
Changeover contacts
- Anti Tamper : Security fixings
- Legend : Engraved
- Fitting : Surface
- Finish : Stainless steel

FEATURES

- Multi directional actuation.
- Narrow style.
- Surface mount.



PRODUCT CODES

AS9857 - 3ECM-25/3-SH



EXB 0650 Exit Button

- Description : Illuminated momentary exit button
- Operating Voltage : 12V DC
- Outputs Contacts : N/O & N/C
- Operation : Momentary press actuator
- IP Rating : IP67 - front only
- Fitting : Flush
- Finish : Stainless steel

FEATURES

- Available in one gang or narrow style sizes.
- Sealed contacts.
- N/O & N/C contacts.
- Flush mounted.
- Surface box available.
- Illumination requires 12V DC.



PRODUCT CODES

AS8008 - EXB 0650 Button 1 Gang
AS8009 - EXB 0650-NS Button Narrow Style

Power Supplies & Accessories




EXB 0656-5 Exit Button

Description : Momentary exit button
 Operating Voltage : 12/24V DC
 Output Contacts : N/O & N/C
 Operation : Momentary press actuator
 IP Rating : IP67 - front only
 Fitting : Flush
 Finish : Stainless steel

FEATURES

- For internal/external use.
- Sealed contacts.
- N/O & N/C contacts.
- Flush mounted.
- Surface box available.



PRODUCT CODES

AS8010 - EXB0656-5 Button 1 Gang



EBSS02 Stainless Steel - 1 Gang

Contacts : Voltage free double pole
 Rating : 5 amps @ 30V
 Legend : Etched
 Output Contacts : NO/NC
 Fitting : Surface

FEATURES

- 2mm stainless steel mounting plates.
- 5 amp double pole contacts.
- Security screws included.
- 25mm gang box included.
- Low profile switch at rear of plates.



PRODUCT CODES

AS8012 - EBSS02

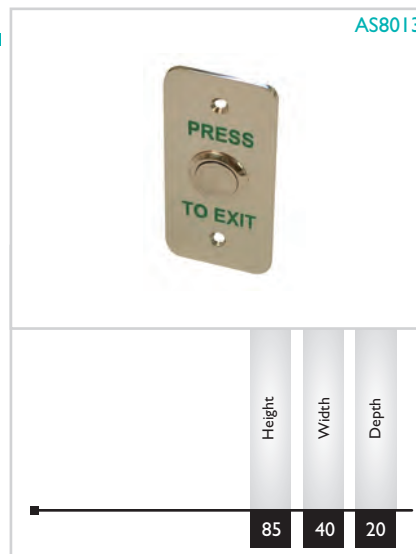


Stainless Steel Exit Button - Narrow style

Contacts : Voltage free double pole
 Rating : 5 amps @ 30V
 Legend : Etched
 Output Contacts : NO & NC
 Terminal Connections : 2/4
 Fitting : Surface
 Finish : 2mm stainless steel

FEATURES

- 2mm stainless steel mounting plates.
- 5 amp double pole contacts.
- Security screws included.
- Low profile switch at rear of plate.



PRODUCT CODES


AS8013 - EBSS/AP

Power Supplies & Accessories



Brass I Gang Exit Button

- Operating voltage : 12/24V DC
- Operating Current : 2 amp
- Switch Type : N/O & N/C contacts
- Operation : Press actuator
- IP Rating : IP67 (from front only)
- Fitting Style : Flush
- Finish : Polished brass



PRODUCT CODES

AS9860 - 3E0659-4DR

ASSOCIATED PRODUCTS

AS9864 - I Gang Brass Housing



Halo Effect Press to Exit Button Blue / Green

- Maximum Switching Voltage : 12V/24V DC
- Maximum Current Rating : 0.08A
- Output Contacts : N/O
- Operation : Press actuator
- IP Rating : IP67 front only
- Fitting Style : Flush
- Finish : Stainless steel

FEATURES

- Halo effect illumination (blue & green).
- Changes colour when pressed.
- Attractive modern design.
- Ideal for modern architectural applications.



PRODUCT CODES

AS9862 - 3E0682-1DR

ASSOCIATED PRODUCTS

AS8002 - I Gang Surface Box



Halo Effect Press to Exit Button Red / Green

- Maximum Switching Voltage : 12V/24V DC
- Maximum Current Rating : 0.08A
- Output Contacts : N/O
- Operation : Press actuator
- IP Rating : IP67 front only
- Fitting Style : Flush
- Finish : Stainless steel

FEATURES

- Halo effect illumination (red & green) changes colour when pressed.
- Attractive modern design.
- Ideal for modern architectural applications.



PRODUCT CODES

AS9863 - 3E0680-1PTE

ASSOCIATED PRODUCTS

AS8002 - I Gang Surface Box

Power Supplies & Accessories




Narrow Style Touch Sensitive Plate

Operating Voltage : 12V DC
 Current Rating : 2 Amp
 Operation : Touch sensitive
 Output Contacts : N/O
 IP Rating : IP67 (front only)
 Fitting Style : Flush
 Finish : Stainless steel

FEATURES

- Touch sensitive.
- Flush mounted.



PRODUCT CODES

AS8042 - AS06771NS

PRODUCT CODES

AS8004 - Narrow Style Surface Box



Touch Sensitive Halo Effect Blue / Green

Operation Voltage : 12V DC
 Current Rating : 0.1A
 Operation : Touch to exit
 Output Contact : Normally open
 IP Rating : IP67 (from Front only)
 Fitting Style : Flush
 Finish : Stainless steel

FEATURES

- Halo effect illumination (Blue & Green).
- Changes colour when pressed.
- Attractive modern design.
- Ideal for modern architectural applications.



PRODUCT CODES

AS9855 - 3E0684-12-1

ASSOCIATED PRODUCTS

AS8002 - 1 Gang Surface Box



Touch Sensitive Halo Effect Red / Green

Operation Voltage : 12V DC
 Current Rating : 2 Amp
 Operation : Touch to exit
 Output Contact : Normally open
 IP Rating : IP67 (from Front only)
 Fitting Style : Flush
 Finish : Stainless steel

FEATURES

- Halo effect illumination (Red & Green).
- Changes colour when pressed.
- Attractive modern design.
- Ideal for modern architectural applications.



PRODUCT CODES

AS9856 - 3E0683-12-1

ASSOCIATED PRODUCTS

AS8002 - 1 Gang Surface Box

Power Supplies & Accessories




Touch Sensitive Exit Plate

Operating Voltage : 12V DC
 Current Rating : 2 Amp
 Operation : Touch to exit
 Output Contact : Normally open
 IP Rating : IP67 (front only)
 Fitting Style : Flush
 Finish : Stainless steel

FEATURES

- Touch sensitive.
- Flush mounted.



PRODUCT CODES

AS8043 - Touch Sensitive Exit Plate

ASSOCIATED PRODUCTS

AS8002 - 1 Gang Surface Box



4096/P Exit Button

Description : One gang momentary exit button
 Finish : White plastic

FEATURES

- Terminals NO, NC, C.
- N/O - press to make.
- N/C - press to break.
- Surface mounted.



PRODUCT CODES

AS8006 - 4096/P Button



4097/P Exit Button

Description : Narrow style momentary exit button
 Finish : White plastic

FEATURES

- Terminals NO, NC, C.
- N/O - press to make.
- N/C - press to break.
- Surface mounted.



PRODUCT CODES

AS8007 - 4097/P Button

Power Supplies & Accessories



1312 Exit Button

Description : Momentary exit button
Finish : White plastic

FEATURES

- Surface mounted.
- N/O & N/C contacts.




PRODUCT CODES

L3841 - 1312 Surface Button



38mm 1 Gang Brass Surface Housing

Fitting Style : Surface
Finish : Brass



PRODUCT CODES

AS9864 - 3E0610-4

ASSOCIATED PRODUCTS

AS9860 - Brass 1 Gang Exit Button



28mm Stainless Steel Surface Housing

Finish : Brushed aluminium

FEATURES

- Stainless steel.
- For use with large DDA push plate.



PRODUCT CODES

AS9874 - SSB B-03

ASSOCIATED PRODUCTS

AS9870 - Large Push Plate

Power Supplies & Accessories



28mm Aluminium Surface Housing

Finish : Brushed aluminium

FEATURES

- Low profile surface mount housing.
- For use with 25mm gang box.



PRODUCT CODES

AS9873 - EXTR02

ASSOCIATED PRODUCTS


- AS9872 - Exit Push Plate
- AS9875 - Stainless Steel Button
- AS9871 - Green Dome



SMB 0610 Surface Housing

Description : Extruded steel section acts as a surface casing to suit range of one gang exit buttons & key switches

Finish : Stainless steel



PRODUCT CODES


- AS8002 - SMB0610 SS 1 Gang Box
- AS8003 - SMB0610-5 Green 1 Gang Box



SMB 0620 NS Surface Housing

Description : Extruded steel section acts as a surface casing to suit range of narrow style exit buttons & key switches

Finish : Stainless steel



PRODUCT CODES

- AS8004 - SMB0620 NS Narrow Style Box to suit AS8013 & AS8009

Power Supplies & Accessories




Two position LED Indicator Key Switch

Operating Voltage : 12V DC
 Contact Rating : 2 Amp
 Operation : N/O & N/C momentary contacts
 Fitting Style : Flush
 Finish : Stainless steel

FEATURES

- Maintained contact.
- Retrievable both positions.



PRODUCT CODES

AS9853 - 3E0669-IL 0668
 Maintained Key Switch
 (Cylinder not supplied)




Three Position Key Switch Engraved

Operating Voltage : 12/24V AC/DC
 Contact Rating : 2 amp
 Operation : Maintained contact
 Fitting Style : Flush
 Finish : Stainless steel

FEATURES

- Retrievable in all three positions.



PRODUCT CODES

AS9854 - 0663-INS
 AS8044 - 330662-INS

ASSOCIATED PRODUCTS

AS8004 - Narrow Style Surface Body




Roller Shutter 3 Position Key Switch

Operation Voltage : 12/24V AC/DC
 Current Rating : 5 amp
 Operation : Momentary contact
 Fitting Style : Surface
 Finish : Stainless steel

FEATURES

- Retrievable in off position only.
- C/W cylinder and 3 keys.



PRODUCT CODES

AS9806 - Roller Shutter 3 Position
 Key Switch

Power Supplies & Accessories



KS 0661 Key Switch

Description : 'ON/OFF' key switch
Finish : Stainless steel

FEATURES

- Available in one gang or narrow style sizes.
- Flush mounted.
- Surface box available.
- Sealed terminals.
- N/O & N/C contacts.
- 'Disc tumbler' type cylinder.
- Key retrievable in both positions.
- Momentary (0668-1) key retaining.
- Maintained (0669-1) key retrievable in both positions.
- Maintained operation.



AS8014

	Height	Width	Depth
AS8014	85	85	38
AS8015	85	39	38

PRODUCT CODES

- AS8014 - KS0661 Keyswitch 1 Gang Maintained
- AS8015 - KS0661- NS Narrow Style Maintained

ASSOCIATED PRODUCTS

- AS8002 - 1 Gang Surface Box
- AS8004 - Narrow Style Surface Box



KS 0668/9-1 Key Switch

Description : Profiled key switch (Euro)
Finish : Stainless steel

FEATURES

- For internal/external use.
- Maintained or momentary operation.
- Requires single euro cylinder.
- N/O & N/C contacts.
- Flush mounted.
- Surface box available.
- Momentary (0668-1) key retaining.
- Maintained (0669-1) key retrievable in both positions.



AS8017

	Height	Width	Depth
	85	85	38

PRODUCT CODES

- AS8017 - KS0669-1 Keyswitch Maintained 1 Gang
- AS8016 - KS0668-1 Keyswitch Momentary 1 Gang

ASSOCIATED PRODUCTS

- AS8002 - 1 Gang Surface Box

(Cylinder to suit - L6133)




E32 Key Switch

Description : Camlock type key switch built with in surface mounted plastic housing
Finish : White

FEATURES

- For internal use only.
- Single pole - micro switch contacts.
- Key retrievable in both positions.
- Surface mounted.



AS8018

	Height	Width	Depth
	93	43	45

PRODUCT CODES

- AS8018 - E32 WH Keyswitch

(Blank to suit - DM36)

Power Supplies & Accessories




Switch Lock

Contact : Double pole
Key Type : KABA20 (KA)

FEATURES

- For use in lift and alarm panels etc.
- High security KABA 20 key system.
- Robust construction.
- 3 keys per pair.



PRODUCT CODES

L00027 - Key Switch (Keyed Alike Pair)



Call Point / Break Glass

Description : Emergency break glass
Finish : Green or white

FEATURES

- Normal one gang size.
- Available in shatter-proof glass or resettable plastic lens type.
- Available in double pole version.
- Flush mounted with surface box included.
- Reset/test key included.
- N/O & N/C contacts.



PRODUCT CODES

AS8033 - WG2001-SG Green
AS8034 - WG2001-SG-F Green (Resettable)
AS8035 - WG2200-SG Green (Double Pole)
AS8036 - WW2001-SW White
AS8037 - WW2001-SW-F White (Resettable)



Call Point / Break Glass

Description : Emergency break glass
Finish : Green or white

FEATURES

- Suitable for outdoor use.
- Provided with ingress protection IP67.
- Maximum current rating 3.0 amps.



PRODUCT CODES

AS8038 - AS WW-G7-2001 WH Green

Power Supplies & Accessories



Call Point / Break Glass

FEATURES

- Suitable for outdoor use.
- Provided with ingress protection IP67.
- Maximum current rating 3.0 amps.



PRODUCT CODES

AS8039 - Call Point AS WW-G4001
WH/GRN Waterproof



PS 078W Cover

Description : Call point lens protective cover
Finish : Clear

FEATURES

- Prevents accidental operation of emergency break glass unit.



PRODUCT CODES

AS8031 - PS078W Clear Cover




KG1 - Spare Glass

Description : Spare / replacement glass to suit
WG2000 series call point

FEATURES

- Laminated - shatterproof glass.
- Supplied in packs of 5.



PRODUCT CODES

AS8030 - KG1 Spare Glass
Pack Of 5

To Suit AS8033, AS8035 & AS8036

Power Supplies & Accessories



SCO35 - Test / Reset Keys

Description : Break glass operation test keys to suit WG2000 call point
Finish : Black



AS8032

PRODUCT CODES

AS8032 - SCO35 Test/Reset Keys
Pack Of 10



Mini Buzzer

Voltage : 12V DC
Current : 0.025A
Peak Sounder : 75dB

FEATURES


- Suitable as a sounder for most access control systems.
- Ideal to warn of prolonged door open (PDO).



AS8023

PRODUCT CODES

AS8023 - BZ722 Mini Buzzer



SOSB2 Sounder

Voltage : 12V DC
Current : 0.19A
Peak Sounder : 111dB

FEATURES

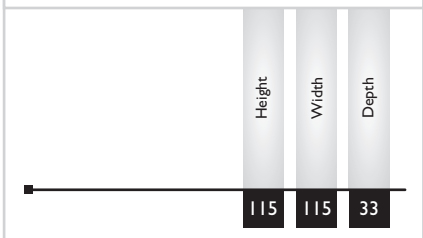
- Suitable as a sounder for most access control systems.
- Ideal to warn of door forced or other alarm conditions.



AS8026

PRODUCT CODES

AS8026 - SOSB2 Sounder



Power Supplies & Accessories



DM3 Door Monitoring

Input Voltage : 12V DC
 Current Consumption : 0.017A (min) / 0.17A (max)
 Relay Rating : 2 Amp @ 24V DC / 12V AC
 Description : Door monitoring control unit
 Finish : White

FEATURES

- Built in chime facility.
- Monitors whether door is opened/forced open/left open.



PRODUCT CODES

LI0909 - DM3 Door Monitor



TS204 Time Clock

Description : 24hr manual time clock
 Finish : Black

FEATURES

- Mains (240V) input.
- Voltage free contacts (NO, NC, C) max 2 Amp.
- Minimum resolution = 15 minutes.
- Minimum on/off setting = 30 minutes.
- Manual override setting.
- 6 pins supplied.



PRODUCT CODES

8366 - TS204 24 Hour Time Clock



FST17 Time Clock

Description : 7 day electronic (LCD) time clock
 Finish : White

FEATURES

- Mains 240V input.
- Built-in switched fused spur.
- Manual override setting.
- Up to 6 on/off settings.
- Double pole switching contacts (NO, NC, C) 6 amp.
- Minimum switching time = 1 minute.



PRODUCT CODES

LI1842 - FST17 Time Clock

Power Supplies & Accessories




ELU56 Time Clock

Description : 7 day electronic (LCD) time clock
Finish : grey

FEATURES

- Mains 240V input.
- Voltage free contacts (NO, NC, C) 5 Amp.
- 8 on/off settings per day.
- Manual override setting.
- Minimum on/off setting = 1 minute.



L5125

PRODUCT CODES

L5125 - ELU56 Time Clock



Digital Time Clock

Description : 7 day time clock

FEATURES

- 2 Line 15 character LCD display.
- Back lit display.
- Operates from 12V AC or DC.
- Six fully programmable On/Off times.
- Programmable for weekday, weekend, individual days or all days.
- Easy to follow programming menu.
- Minimum of 3 months rechargeable battery back up.
- Automatic BST/GMT time connection (over ride facility).
- Manual over ride to toggle relay state.
- Trade button mode c/w trade button input.
- Relay time programmable from 1-99 seconds during trade mode.
- White impact resistant abs plastic wall mountable enclosure dry contact 3A change over relay output.



L13576

PRODUCT CODES

L13576 - Time Clock Digital VX701



DLA 706 Door Loop

Description : Standard plastic door loop
Finish : White / brown

FEATURES

- 2 x 6 way junction boxes with pre-wired cabling.
- Surface mounted.



AS8025

PRODUCT CODES

AS8025 - DLA 706 White Door Loop
AS8024 - DLA 706 Brown Door Loop



DL 450 Door Loop

Description : Armoured door loop
Finish : Satin aluminium

FEATURES

- Large bore conduit will accept more than 1 cable.
- Surface mounted.
- 250mm in length.



AS8005

PRODUCT CODES

AS8005 - DL 450 Door Loop

Power Supplies & Accessories



Concealed Door Loop

Description : Concealed door loop
Finish : Black nickel / chrome plated

FEATURES

- Item is concealed from sight within door & frame.
- Allows hidden cable to run between door & frame.



PRODUCT CODES

- AS9567 - Black Nickel Door Loop
- AS9568 - Chrome Door Loop




Junction Box

Description : Low voltage electrical junction box
Finish : White

FEATURES

- Available in 5/8/24 way connector versions housed in a tough plastic casing.



PRODUCT CODES

- AS8020 - JB701 6 Way Box
- AS8021 - JB720 8 Way Box
- AS8022 - JB730 24 Way Box




Alarm Cable

Description : Multi stranded core cable
Finish : White

FEATURES

- Available in various core quantities.
- Available as standard or protective screened versions.
- 0.2mm diameter core.
- Supplied in 100 metre rolls.



PRODUCT CODES

- AS9006 - 4 Core Standard
- AS9007 - 4 Core Screened
- AS9008 - 6 Core Standard
- AS9009 - 6 Core Screened
- AS9010 - 8 Core Standard
- AS9011 - 8 Core Screened
- AS9005 - 12 Core Standard

Power Supplies & Accessories



Fuse

Description : Replacement glass fast blow fuse

FEATURES

- Available in 500 mA and 1.6A versions.
- Supplied in a pack of 10.



PRODUCT CODES

- AS9755 - 500mA Fuses
- AS9756 - 1.6A Fuses



06510 Current Transfer Unit

Fitting : Flush

FEATURES

- Allows current to transfer from door frame to door.



PRODUCT CODES

- 8667 - 06510 Contacts



IN4001 Diode

Description : Semi-conductor diode
 Finish : Black
 Rating : Max 50V DC

FEATURES

- Acts as a circuit protection device - allowing current to flow in one direction only.
- Supplied in a pack of 10.

NB: Observe polarity when installing.



PRODUCT CODES

- AS9753 - IN4001 Diodes (10)

Power Supplies & Accessories



AT2332 Anti-Thrust Plate

Description : Anti-thrust plate/lock guard specifically for Union 2332 mortice nightlatch
 Finish : SS & PB

FEATURES

- For outward opening doors only.
- Fits directly over protruding oval cylinder.



PRODUCT CODES

- AS9759 - AT2332 Brass Plate
- AS9760 - AT2332 SS Plate



ATP Anti-Thrust Plate

Description : 'T' piece section which fits to outer edges of frame or door acting as a lock guard
 Finish : Chrome plate & brass plate

FEATURES

- Screw fittings on side face of frame/door keeping them out of sight.
- Will suit inward/outward opening doors.



PRODUCT CODES

- AS9762 - ATP Chrome Plate
- AS9761 - ATP Brass Plate



Anti Thrust Plate

Description : 'T' piece section which fits to outer edges of frame or door acting as a lock guard

FEATURES


- Heavy duty guard plate for doors opening out.
- Offers maximum resistance to prying & forcing.
- Mounts onto the edge of the door.



PRODUCT CODES

- L5430 - Plate VDG 10 Anti Thrust Grey HPC

Power Supplies & Accessories



Anti Thrust Plate

Description : 'T' piece section which fits to outer edges of frame or door acting as a lock guard

FEATURES

- Effective prevention to attacks on outward opening vulnerable locks.
- Made from 4mm thick heavy duty stainless steel.
- Tall design fits virtually every lock.



PRODUCT CODES

L14293 - Plate Anti Thrust SS Edge Fix AT/EF/SS Stainless Steel




CD 1010 Drill Bit

Description : Extended drill bit for wood
Finish : Grey


FEATURES

- 10mm diameter x 1 metre length.
- Used for drilling door width with internal cable runs.



PRODUCT CODES

AS9754 - CD 1010 1 Metre Drill Bit



Index

DDA Solutions



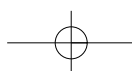
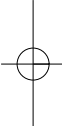
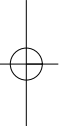
• **Asec** 860 - 862



• **Hoyles** 862 - 863



• **IR** 863 - 864



DDA Solutions



Two-Wire Door Intercom

- Outside Operation : Single button
- Inside Operation : Speech by handset - release button
- No of Cores : 2 wire
- Operating Voltage : 9V DC (Mains adaptor)
6V DC (4x AA batteries)
- Finishes : White & Aluminium housing

FEATURES

- Replaces door bells.
- Surface mounted.
- Fits onto door frames.
- Clear communication.
- Plug in power supply available.
- Anti-annoyance delay and button system.
- Vandal resistant outside unit.



PRODUCT CODES

AS9811 - Intercom AS037-01 2 wire
DDA battery operated
audio entry

Recommended products for lock release
application :

AS9100 - 12V DC 1Amp Power supply
L14953 - CP79 Universal Timer Relay
12/24V AC/DC



Touch Wireless Alerter

- Operating Voltage : 3V (2 x AA alkaline)
- Current Consumption : 100 mA
- Operating Temperature : -10°C to +45°C
- RF Transmission Range : 100m line of sight
- Selectable Tones : Yes, 8 melodies
- Digital Codes : 16

FEATURES

- Works through glass/plastic.
- Easy to install.
- No hanging wires & no drilling.
- Wireless up to 100 metre range.
- Visible disabled logos.
- Vandal resistant.
- Anti-annoyance button system.
- Battery operated life up to 3 years.



PRODUCT CODES

AS9813 - Alert AS023-01 touch DDA
battery operated wireless
touch alerter.



Wireless Vandal-Proof Door Bell

- Operating Voltage : 12V DC / 8V AC (call point)
3V (2 x AA battery) (chime unit)
- Current Consumption : 280 mA
- Operating Temperature : -10°C to +45°C
- RF Transmission Range : 100m line of sight
- Selectable Tones : Yes, 8 melodies
- Digital Codes : 16

FEATURES

- Vandal resistant.
- Surface mounted.
- Replaces plastic door bells.
- Fits onto door frames.
- Up to 100m transmission range
(environmental dependent).
- Easy to install.
- Anti-annoyance button system.
- 2 core cable.
- Attractive aluminium housing.



PRODUCT CODES

AS9812 - Bell AS034-01 wireless DDA
battery operated portable
door bell

DDA Solutions




Large Push Plate Exit Button

- Operating voltage : 12V - 24V
- Contact Rating : 5 amp @ 30V
- Output Contacts : N/O N/C
- Operation : Momentary contact
- Anti tamper : Security fixings
- IP Rating : IP65
- Legend : Etched
- Fitting Style : Surface
- Finish : Stainless steel

FEATURES

- 2mm stainless steel mounting plates.
- All active (touch anywhere action).
- Low profile switch at rear of plate.
- Security screws included.



PRODUCT CODES

AS9870 - EBL P02



Push to Exit Button

- Operation Voltage : 12V AC/DC
- Contact Rating : 2 amp
- Output Contacts : N/O & N/C
- Operation : Momentary contact
- Impact Rating : 9
- Anti Tamper : Security fixings
- IP Rating : IP67 from front only
- Legend : Engraved
- Fitting Style : Flush
- Finish : White
- Mechanical Life : 1 million operations

FEATURES

- Powder coated stainless steel RAL 9016.
- SPDT microswitch.
- 150mm flying leads.
- Includes flush box.



PRODUCT CODES

AS9850 - 3E06070BL-6

ASSOCIATED PRODUCTS

AS8002 - 1 gang brushed alloy surface box

- Special Order
- Gasket for external use
- Special Order
- Security screws
- Special Order
- Bespoke engraved legend for specific requirements




Push to Open Button

- Operation Voltage : 12V AC/DC
- Contact Rating : 2 amp
- Output contacts : N/O & N/C
- Operation : Momentary contact
- Impact rating : 9
- Anti tamper : Security fixings
- IP Rating : IP67 from front only
- Legend : Engraved
- Fitting style : Flush
- Finish : White
- Mechanical life : 1 million operations

FEATURES

- Powder coated stainless steel RAL 9016
- SPDT microswitch.
- 150mm flying leads.
- Includes flush box.



PRODUCT CODES

AS9851 - 3E0670BL-6-PTO

ASSOCIATED PRODUCTS

AS8002 - 1 gang brushed alloy surface box

- Special Order
- Gasket for external use.
- Special Order
- Security screws
- Special Order
- Bespoke engraved legend for specific requirements

DDA Solutions



Surface Mount Push to Open Pad 3ECM-25-4-M-SM

- Operation Voltage : 12/24V AC/DC
- Contact Rating : 2 amp
- Output Contact : COM, N/O & N/C
- Operation : Momentary contact
- Changeover contacts
- Anti Tamper : Security fixings
- Legend : Engraved
- Fitting Style : Surface
- Finish : Stainless steel

FEATURES

- Multi directional actuation.
- Narrow style.
- Surface mount.



PRODUCT CODES

- AS9857 - 3ECM-25-4-M-SM
- Surface Mount push to open




Disabled Persons Toilet Alarm DTA

- Mains Input : 230V AC
- Operating Voltage : 9V DC
- Operating Current : 150 mA
- Relay Output : Integral NO / NC
- Self Test Facility ; Yes
- Power Management : Integral PSU
- Battery Back-up : Yes-On board monitored battery
- Finish : White plastic plates

FEATURES

- High visibility LED indicators.
- Engineer selectable reset (3 options).
- Fault management system.
- Flush mount "pull for assistance" cord.
- Reassurance LED indicator.
- Reset unit with reassurance LED & sounder.
- WC pull for assistance labels included.



PRODUCT CODES

- AS9876 - Disabled toilet alarm kit (DTA)




Aidalarm A600MKITR Kit

FEATURES

- Mains powered disabled persons toilet assistance alarm kit.
- 12V DC / 240V AC mains powered.
- High power Piezo sounder.
- Choice of 4 warning tones.
- Audible & visual signalling.
- Silence/reset facility at the panel.
- Reset at the point of call.
- Remote signalling output.
- Easily installed using 4-core alarm cable.

KIT INCLUDES:

- 12V DC / 240V AC mains powered surface mount control panel.
- Pull cord with reassurance LED.
- Surface mount reset button.
- Self adhesive disabled toilet sign.



PRODUCT CODES

- L15117 - Alarm A600MKITR Aidalarm mains surface mount plastic kit

Optional overdoor light & sounder unit available separately as Special Order.



DDA Solutions




Aidalarm A100FKITR

FEATURES

- Disabled toilet/disabled persons assistance alarm in comprehensive flush fitting brushed stainless steel kit.
- High power sounder.
- Audible & visual signalling.
- Silence/reset facility at the panel.
- Reset at the point of call.
- Remote signalling output.
- Easily installed using 4-core alarm cable.

KIT INCLUDES:

- 12V DC / 240V AC mains powered flush mount brushed stainless steel control panel.
- Pull cord with reassurance LED.
- Flush mount brushed stainless steel reset button.
- Self adhesive disabled toilet sign.



PRODUCT CODES

L15115 - Alarm A100FKITR aidalarm SS flush mount kit 12V DC or mains



Aidalarm A600BKITR

FEATURES

- Battery powered disabled toilet/disabled persons assistance alarm kit.
- High power Piezo sounder.
- Choice of 4 warning tones.
- Audible & visual signalling battery conditioning monitor.
- No part B building regulations conflicts.
- Silence/reset facility at the panel.
- Reset at the point of call.
- Easily installed using 4-core alarm cable.

KIT INCLUDES:

- Battery powered surface mount control panel.
- Pull cord with reassurance LED.
- Surface mount reset button.
- Self adhesive disabled toilet sign.



PRODUCT CODES

L15116 - Alarm A600BKITR aidalarm battery surface mount kit plastic




Bi-Directional Motion Sensor 2550.MS.B

Operation Voltage : 24V AC/DC
 Operating Current : 0.17 mA / 0.08 mA
 Operation : IR Detection
 Fitting Style : Above door frame
 Finish : Matt black finish

FEATURES

- High Performance, K-Band microwave sensor detects objects approaching or moving away.
- One way detection can be selected during installation.
- Maximum mounting height is 10' above floor on door header, wall or ceiling.
- Wide zone (13' wide x 6 1/2 deep).
- Requires separate 12 / 24V AC / DC power supply @ 2 watts.

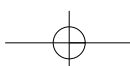


PRODUCT CODES

L16015 - 2550.MS.B Motion Sensor

ASSOCIATED PRODUCTS

Briton Safety Sensors



DDA Solutions



Quantum Power Assisted Swing Door Operator 2500 Series

Operation Voltage : 12V / 24V AC / DC
 Operating Current : 1 amp
 Fire Rating : 1 to 2 hours
 Finish : Silver
 Maximum Door Width : 1200mm
 Minimum Door Width : 660mm

FEATURES

- Automatic operation.
- Push & Go.
- Power boost.
- Adjustable opening speed.
- Delayed action.
- Safety stop.
- Suited for medium to high traffic.
- Must be fitted in accordance with BS 7036.



PRODUCT CODES

LI6016 - 2500.T.C.SA (pull)
 LI6404 - 2550.C.SA (push)

ASSOCIATED PRODUCTS

LI6015 - Motion Sensor
 LI6405 - 2550.SS.340 Safety Sensor
 340mm single
 LI6406 - 2550.SS.700 Safety Sensor
 900mm



Index

Intruder Alarms



• **Asec** 866



• **Elmdene** 866 - 868



Hoyles

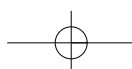
• **Hoyles** 869



• **Lynteck** 869 - 870



• **Yale** 870 - 872



Intruder Alarms



Exit Alarm X12D

FEATURES

- Key switch, keys removable in both the On and Off positions.
- Supplied with 2 keys.
- Audio warning 110dBA @ 1m.
- 9V PP9 internal battery giving a minimum of 6 months general usage (dependent on operations).
- Normally open contact with the door open.
- Battery test push button and LED.



PRODUCT CODES

- AS9807 - Exit Alarm X12D guard day alarm including battery, contacts & cable



Power Supply EN50131 Grade 3

- Input Voltage : 230V AC - Mains
 Output Voltage : 12V DC
 Output Current : 1 Amp
 Backup Battery : Yes - up to 7 Ah
 Visual Fault Indicator : No
 Output Fuse Protection : Yes
 Tamper Protection : Yes
 Case Type : A with hinge lid for 1 & 2 Amp
 B with clam shell for 3 & 5 Amp
 Case Material : 1.2mm Metal - Powder coated steel white
 Finish : White
 IP Rating : IP 41 front only

FEATURES

- Specifically designed to provide a comprehensive and flexible range of options for intruder systems to grades 2 & 3.
- EN50131 compliant grade 3.
- Built in quality & reliability.
- High efficiency circuit design.
- Comprehensive battery management.
- High security anti-tamper.
- Robust circuit protection.
- Comprehensive output voltage and current protection.
- Hinged lid.



PRODUCT CODES


- LI4973 - Power EN-307A
 12V DC, 1 Amp
 EN50131 Compliant Grade 3



Magnetic Door Contact 4SM Grade 3

FEATURES

- Tamper-proof terminal.
- Small metal surface fitting unit
- Designed to work on wooden or metal doors



PRODUCT CODES

- AS9814 - Door Contact 4SM (Aluminium)



Intruder Alarms



Magnetic Door Contacts QST Grade 2

FEATURES

- Tamper-proof terminal.
- For use on wood or metal.
- Integral resistors (QST only).
- For use in FSL systems, single or multiple door (QST only).
- Built-in Stand-off (LST only).

AS9815

AS9816

	Height	Width	Depth
AS9815	70	17	15
AS9816	93	25	25

PRODUCT CODES

- AS9815 - Tampered Terminal Contact QST (white or brown)
- AS9816 - Large Surface Contact LST (white or brown)

Please note brown available to Special Order only.



Large Roller Shutter Contact 4HD Grade 3

FEATURES

- Cabled contact.
- For use on wood or metal.
- Single or multiple doors.

AS9817

	Height	Width	Depth
AS9817	80	19	12.5

PRODUCT CODES

- AS9817 - 4HD Large Roller Shutter (Aluminium)



Large Wired Magnetic Contact 4HD-SO Grade 3

FEATURES

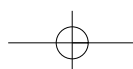
- Cabled contact.
- Designed to work on large wooden or metal doors with built-in stand-off.

AS9818

	Height	Width	Depth
AS9818	80	32	45

PRODUCT CODES

- AS9818 - 4HD-SO Large Wired Surface Contact HD-SO (Silver)




Intruder Alarms



Roller Door Contact RSL Grade 3

FEATURES

- Small roller shutter contact, designed to work on large wooden or metal roller shutter doors.
- 4 or 6 wire.



PRODUCT CODES

AS9819 - Small Roller Shutter Contact RSL (Silver)



Spyder Shock Sensor Grade 3

FEATURES

- Digital signal processing.
- Multi-unit synchronisation.
- LED indication.
- Discrete mode.
- Very low current.
- Continuously variable sensitivity.
- Solid state design.



PRODUCT CODES


AS9827 - Spyder Shock Sensor



Roller Door Contact RSC Grade 3

FEATURES

- Large wired roller contact.
- Designed to work on large wooden or metal roller shutter doors.



PRODUCT CODES

AS9828 - RSC Small Roller Shutter Contact

Intruder Alarms



Exitguard Alarm - 100 Series

VERSIONS

- EX104 - Battery powered (batteries included)
- EX105 - 12V DC powered
- EX106 - 240V AC mains powered with battery back up (batteries included)

FEATURES

- Key switch operation.
- High power piezo sounder.
- Auto re-arm & reset delay (variable).
- Optional "door open too long" delay 15 seconds.
- Visual alarm indication.
- Front/back acting tamper switch.
- Separate tamper tone with manual reduction.
- Battery condition monitor.
- Chime facility.
- Selectable alarm tones.
- Alarm relay output (EX105 & EX106 only).
- Door contact supplied.



PRODUCT CODES

- L15112 - Alarm EX104 Exitguard Battery Key Switch
- L15113 - Alarm EX105 Exitguard 12V DC Key Switch
- L15114 - Alarm EX106 Exitguard Mains Key Switch



Exitguard Alarm - 200 Series

The ideal solution for the security of emergency exit doors.

VERSIONS

- EX204 - Battery powered (batteries included)
- EX205 - 12V DC powered
- EX206 - 240V AC mains powered with battery back up (batteries included)

FEATURES

- Key pad operation.
- High power piezo sounder.
- Auto re-arm & reset delay 0-88 seconds.
- Optional "door open too long" delay 0-88 seconds.
- Visual alarm indication.
- Front/back acting tamper switch.
- Separate tamper tone with manual reduction.
- Battery condition monitor.
- Chime facility.
- Selectable alarm tones.
- Alarm relay output (EX205 and EX206 only).
- Door contact supplied.



PRODUCT CODES

- L4747 - EX204 (9V battery)
- L6915 - EX205 (12V AC)
- L11346 - EX206 (240V AC mains)



White Dummy Bell Box

FEATURES

- Robust polycarbonate construction.
- Protective inner skin.
- Flat sided.
- White cover/blue lens.



PRODUCT CODES

- L14261 - Dummy LY-65-002-52 Bell Box


Intruder Alarms



Universal Solar Bell Box

FEATURES

- Wireless bell box - solar powered.
- Suitable for wired or wireless alarm systems.
- Operates with wireless converter.
- Latest RF design with two way communication.
- Tamper protected.
- Selectable dual failsafe cut-off timer.
- Powerful 110dB sounder.
- Operates with a 6 volt rechargeable battery and a 9 volt alkaline battery only.



PRODUCT CODES

LI4969 - LY52-050-43
Box Solar Powered




Wire Free Alarm Kit HSA 6200

Kit includes:

- 1 x Siren box with flashing LED.
- 1 x Remote keypad.
- 2 x P.I.R. movement detectors.
- 2 x Door/window contacts.

FEATURES

- The standard alarm is a basic keypad system ideal for a flat or semi-detached home.
- Set and unset the alarm via access code.
- Preset 20 second entry/exit time.



PRODUCT CODES

LI1925 - HSA 6200 Alarm Kit



Wire Free Communicating Alarm Kit HSA-6400

FEATURES

- Program 6 phone numbers and record four messages; system automatically calls the number and relays the message appropriate to the emergency.
- Kit includes:
 - 1 x Telecommunicating control panel.
 - 1 x Siren box with flashing LED.
 - 1 x Dummy siren.
 - 2 x P.I.R. movement detectors.
 - 2 x Door/window contacts.
 - 1 x Mains power adaptor.
 - 1 x Telephone lead and connector.



PRODUCT CODES

LI1926 - HSA 6400 Alarm Kit



Intruder Alarms



Wire Free Remote Keypad HSA 6080

FEATURES

- Ideal as a second controller for upstairs.
- Visi packed.
- Suits HSA 6200/6400.



LI 1930

PRODUCT CODES

LI 1930 - HSA 6080 Remote Keypad

ASSOCIATED PRODUCTS


LI 1925 - HSA 6200
 LI 1926 - HSA 6400



Wire Free Remote Control HSA 6060

FEATURES

- Arm or disarm the system from your keyfob.
- Visi packed.
- Suits HSA 6200/6400.



LI 1929

PRODUCT CODES

LI 1929 - HSA 6060 Remote Control

ASSOCIATED PRODUCTS


LI 1925 - HSA 6200
 LI 1926 - HSA 6400



Wire Free Single PIR Detector HSA 6020

FEATURES

- Visi packed.
- Suits HSA 6200/6400.



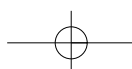
LI 1927

PRODUCT CODES

LI 1927 - HSA6020 PIR Single
 LI 1928 - HSA 6030 PIR Pack Of 3

ASSOCIATED PRODUCTS

LI 1925 - HSA 6200
 LI 1926 - HSA 6400



Intruder Alarms



Wire Free Contact Door/Window HSA 6010

FEATURES

- For additional rooms.
- Visi packed.
- Suits HSA 6200/6400.



PRODUCT CODES

LI1931 - HSA 6010 Door Contact

ASSOCIATED PRODUCTS

LI1925 - HSA 6200
LI1926 - HSA 6400



Wire Free Smoke Detector HSA 6070

FEATURES

- Ideal for the top of a stairwell.
- Visi packed.
- Suits HSA 6200/6400.

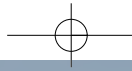


PRODUCT CODES

LI1934 - HSA 6070 Smoke Detector

ASSOCIATED PRODUCTS

LI1925 - HSA 6200
LI1926 - HSA 6400



Index

CCTV



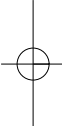
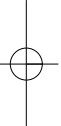
• Asec 874



• Lynteck 874 - 875



• Sure 875



CCTV



Camera

Chip : Sony 1/3" Super HAD CCD
 Resolution : 380 TVL Color / Mono
 Lens : 6mm (Various options available on request)
 IP Rating : IP 65
 Illumination : Infra-red 12 LED
 IR Range : 10m
 Operating Voltage : 12V DC 250 mA

FEATURES

- Sony 1/3 inch super HAD CCD.
- 380 TVL colour - 500 x 582 pixels.
- Weatherproof anodised aluminium body.
- IP-65 rated.
- 12 piece infra-red LED assembly built in.
- Automatic switching as light fades.
- 12 LED's range of 10 metres.
- Includes sunshield & mounting bracket.
- 12V DC - 250 mA.
- Dimensions: 62mm x 90mm including sunshield.



AS9801

PRODUCT CODES

AS9801 - Camera IR external

Please note various camera types available on Special Order.

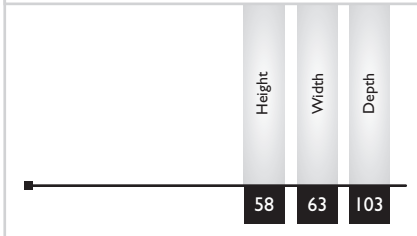


Infra-Red Day / Night Camera

Operating Voltage : 12V DC
 Maximum current consumption : 260 mA (IR on)
 Lens : 3.6mm
 Chip : 1/4" Color CCD image sensor
 Resolution : 350TVL
 Min Illumination 1Lux / F2.0
 IR LED 12 units
 Effective IR Range : 10 metres
 IP Rating : IP 57



LI6234



PRODUCT CODES

LI6234 - Infra-red Day/Night Camera

Please note various camera types available on Special Order.



4 Camera DVR Kit with CD Writer

DVR FEATURES

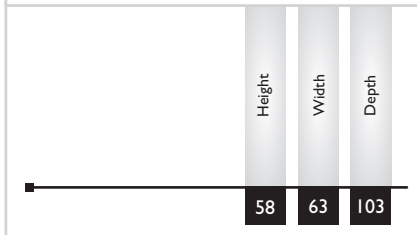
- 160 Gb hard drive.
- MPEG 4 compression format.
- CD Writer, USB flash drive and network back up.
- Motion detection, alarm trigger function.
- Remote surveillance for up to 5 users.
- Covert recording facility.
- Also available with 250Gb hard drive.

KIT INCLUDES:

- 4 x 1/4" IR cameras (LI6234).
- 1 x 4 channel DVR with ethernet port and CD writer (160GB).
- 1 x 17" LCD colour monitor.
- 1 x 100m roll RG59 coaxial cable.
- All connectors and power supplies.



LI6233



PRODUCT CODES

LI6233 - 4 Camera DVR Kit with CD Writer

Please note various camera types available on Special Order.

CCTV



External Heated IP65 Universal Housing

FEATURES

- Mains operated.



L14311

	Height	Width	Depth
Camera	65	70	300
Housing	107	140	190

PRODUCT CODES

L14311 - LY81-041-50 Universal Housing

SURE CD50 Dummy Camera

FEATURES

- Internal.
- SAA finish.
- Flashing LED.
- Battery.



L9268

PRODUCT CODES

L9268 - CD50 Internal Dummy Camera

SURE CD75 Dummy Camera

FEATURES

- External.
- SAA finish.
- Flashing LED.
- Battery.



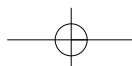
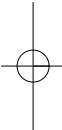
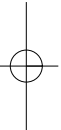
L9269

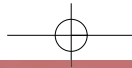
PRODUCT CODES

L9269 - CD75 External Dummy Camera



CCTV Notes





Index

Fire & Deterrent



• Asec 878



• Bodyguard 878 - 879



• Briton 879 - 880



• Cooperbolt 880 - 881



• Dorma 881



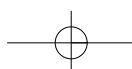
• Ei Electronics 881 - 883



• Hoyles 883 - 884



• Sure 884



Fire & Deterrent



Hold Open Magnets


Fitting : Wall Surface or Floor Surface
 Operation : Fail Unlocked
 Voltage : 24V DC
 Current : 0.1A

FEATURES

- Surface mounted.
- Available wall (GD830-S) or floor (GD830-F) mounted.
- Test button on unit.
- Non-handed.

OPERATION

- Controlled by the buildings fire detector/alarm system they will release the door when:
 - i) The alarm is activated.
 - ii) There is a power failure or any other interruption of the electro magnet power supply.



AS8502

PRODUCT CODES

- AS8502 - GD830-F Floor Mounted Hold Open Magnet
- AS8503 - GD830-S Wall Mounted Hold Open Magnet



Acrylic Mirror

FEATURES

- Available in two sizes.
- Toughened convex acrylic.
- Suitable for internal/external.
- Complete with universal bracket.



AS9757

PRODUCT CODES

- AS9757 - P39A 390mm Mirror
- AS9758 - P55A 550mm Mirror



BG004T Personal Attack Alarm

FEATURES

- Loud 130+ dB ear piercing siren.
- Pull cord for instant use.
- Test switch/panic emergency button.
- Tough ABS/polycarbonate case.
- Complete with mounting bracket, wrist cord, sturdy carry clip and 9 volt alkaline PP3 battery.



L5053

PRODUCT CODES

- L5053 - BG004T Boxed Attack Alarm
- L10625 - BG004T Visi Attack Alarm



BG2000 Personal Attack Alarm

FEATURES

- High frequency pulsating siren.
- Pull cord for instant use.
- Keyring/torch.
- 130 dB siren.
- Test switch.



L10623

PRODUCT CODES

- L10623 - BG2000 Attack Alarm

Fire & Deterrent

BodyGuard BGSPA Personal Shriill Alarm

FEATURES

- Loud 130+ dB ear piercing siren.
- CFC free.
- Permanently armed.
- Anti-muffle guard.
- Simple pen-type clip.



L10624

PRODUCT CODES

- L10624 - BGSPA Attack Alarm Visi
- L5959 - BGSPA Attack Alarm Boxed

BodyGuard Security Marking Products

FEATURES

- The fine tip ultra violet marker is ideal for marking valuable items such as antiques, TV's and cameras etc.
- The document marker is designed for use on papers such as share certificates, manuscripts and legal documents etc.



L5313

PRODUCT CODES

- L5313 - TLUVPM Fine Tip Marker (Loose)
- 2072 - TLPM1 Fine Tip Marker (Carded)
- 2081 - TLPM2 Document Marker & Fine Tip Property Marker (Twin Pack)

BodyGuard TLPM901 Ultra Violet Lamp

FEATURES

- Pocket size.
- Robust and lightweight.
- Requires 4 AA alkaline batteries.



L5312

PRODUCT CODES

- L5312 - TLPM901 Lamp

Briton 996 Series Hold Open Door Closer

Operation : Fail Unlocked
Voltage : 24V DC
Current : 71 mA

FEATURES

- SE - silver finish & black arm.
- Non handed.
- Maximum door width 930mm application 01.
- Maximum door weight 60kg application 01.
- Maximum door width 830mm application 66.
- Maximum door weight 45kg application 66.
- On site choice of 'hold open' or 'swing free' function.

OPERATION

- Application 01 - where unit is door mounted to 'pull' side of door or transom mounted to 'push' side of door.
- Application 66 - where unit is door mounted to 'push' side of door.



L555

PRODUCT CODES

- L555 - 9963/01 Closer
- L556 - 9963/66 Closer

Fire & Deterrent

Briton 533 Hold Open Electro Magnet

Fitting : Wall Fix flush
 Operation : Fail Unlocked
 Voltage : 24V DC
 Current : 71 mA

FEATURES

- Surface mounted.
- Non-handed.
- Doors may be closed manually.
- Ideally fixed at the same level as the door closing device.

OPERATION

- Controlled by the buildings fire detector/alarm system they will release the door when:
 - i) The alarm is activated.
 - ii) There is a power failure or any other interruption of the electro magnet power supply.



2301

PRODUCT CODES

- 2301 - 533 Magnet
- 2304 - 533C Surface Box

COOPERBOLT Panic Bolt 120 Alarm

FEATURES

- Self contained alarm unit which simply fits over the vertical bar of a crash bar.
- Quick & easy to fit.
- Alarm sounds immediately if the door is opened or if the alarm unit is vandalised or removed.
- Can only be silenced by the keyholder.
- Alarm can be turned off when not required.
- Heavy duty.



1391


PRODUCT CODES

- 1391 - Panic bolt 120LH 'Alarm' Cooper
- 1422 - Panic bolt 120RH 'Alarm' Cooper

COOPERBOLT Door Alarm 130

FEATURES

- Self contained alarm unit.
- Simply fits to the door.
- Reed switch fitted inside the unit and a magnet in a separate keep complete the kit.
- Standard fit available in right hand or left hand.



L10346

PRODUCT CODES

- L10346 - Door Alarm 130RH Cooper
- L10347 - Door Alarm 130LH Cooper

Fire & Deterrent



Emergency Bolt 103

FEATURES

- Alarmed emergency bolt for outward opening doors.
- Push pad operation releases bolt, activates alarm & opens door.
- Model 103S includes key operated on/off switch to de-activate the alarm allowing access without alarm sounding.
- Comes complete with self contained alarm.
- Reset key resets bolt & silences alarm,
- Quick & easy to fit.
- Robust construction.
- Little maintenance required.



PRODUCT CODES

- L8462 - Emergency bolt 103S Alarm & Switch
- 6650 - Emergency Bolt 103 Push Cooper



Door Closer TS73EMF

FEATURES

- Tested to EN1154 & specially designed for internal doors.
- TS73 EMF features an electro magnetic hold open unit for fire doors linked to a fire alarm system.
- Universal solution for doors of differing designs & styles.
- Simple installation.



PRODUCT CODES

- LI1816 - TS73EMF Closer TS73EMF EN4 SE STD ARM
- LI1817 - TS73EMF Closer TS73EMF SE STD ARM Frame



520 Fire Blanket

FEATURES

- 1.1 x 1.1 metre square blanket.
- Easy wall mounting.
- Ideal for chip pans & other small fires.
- Test & compliant with BS EN 1869: 1997



PRODUCT CODES

- LI3674 - Blanket EI 520 Fire 1.1 x 1.1 MTR Home Light Duty

Fire & Deterrent



531 Fire Extinguisher

FEATURES

- 600kg Fire Extinguisher.
- Ideal to help control & extinguish small fires.
- Easy trigger to activate.
- Lightweight for easy application.
- BC rated for general purpose use.
- Quick release mounting bracket supplied.



L13673

PRODUCT CODES

- L13673 - Extinguisher E1531s 0.6kg Multi Purpose Dry Powder



533 950grm Extinguisher

FEATURES

- Easy trigger to activate.
- Lightweight for easy application.
- BC rated for general purpose use.
- Quick release mounting bracket supplied.



L13733

PRODUCT CODES


- L13733 - Extinguisher E1533 950GRM Multi Purpose BC Powder



100LC Smoke Alarm

FEATURES

- High sensitivity - responds to all standard fires.
- Dual ionization chamber - quick response fast flaming fires.
- Battery powered - 9V alkaline.
- High intensity escape light beam powered by alkaline battery.
- Needs no wiring.
- Missing battery indicator.
- Low battery warning.
- Built in sounder.
- Test button.
- Particularly useful for locations such as stairs & exit routes where the high intensity light beam will illuminate the escape route.



L13682

PRODUCT CODES

- L13682 - Detector Ei100LC Smoke & Light ESC 9V Ionisation 9V Alarm



100TYC Ionisation

FEATURES

- High sensitivity - responds to all standard fires.
- Dual ionisation chamber - quick response to fast flaming fires.
- Lithium 10 year battery to provide long lasting life.
- No changing of battery required.
- Interconnect with up to 12 other alarms.
- Needs no wiring.
- Built in sounder.
- Test & hush button.
- Kitemarked to BS5446-1:2000.
- Ideal for low maintenance applications.



L13683

PRODUCT CODES

- L13683 - Detector Ei100TYC Smoke 10 Year Ionisation 9V Alarm

Fire & Deterrent



EI00SC Smoke Alarm with Hush

FEATURES

- High sensitivity - responds to all standard fires.
- Dual ionisation chamber - quick response to fast flaming fires.
- Battery powered - 9V alkaline.
- Needs no wiring.
- Missing battery indicator.
- Low battery warning.
- Built in sounder.
- Test and hush button.
- Kitemarked to BS5446-1:2000
- Particularly useful near kitchens as the hush button will silence nuisance alarms from cooking for 10 minutes.



L13681

PRODUCT CODES

- L13681 - Detector Ei00SC Smoke & Hush Button 9V



EI100B Smoke Detector

FEATURES

- 9V battery included.
- Warning signal when battery needs replacing.
- Test button for easy checking.
- Loud 85dB alarm.



L854

PRODUCT CODES

- L854 - EI100B Smoke Alarm



EI204

FEATURES

- Carbon Monoxide alarm powered by 9V battery power (3 x AA alkaline batteries).
- Proven sensor - based on electrochemical technology.
- Easy to use test/hush button.
- Automatic self diagnostics.
- Loud distinct alarm (85 dBA at 3 metres).
- Power and alarm indicator lights.
- Tamperproof.
- Fast CO test mode.
- Kitemarked to BS7860:1996.
- Housed in an attractive slimline casing.
- Easily secured to a wall or ceiling.



L13680

PRODUCT CODES

- L13680 - Detector EI204 Carbon Monoxide Alarm 5 Year Battery Powered



EBI010SP Fire Blanket

FEATURES

- Size = 1 metre x 1 metre.
- 10 year guarantee.
- Conforms to BS EN 1869/1997.
- B.A.F.E. approved.
- Tamper evident front loading.
- Unique heavy weight cloth.



L10074

PRODUCT CODES

- L10074 - EBI010SP Fire Blanket

Fire & Deterrent



K1000 Key Box

L5774

FEATURES

- Stores all types of keys and access control cards.
- Red finish.
- Spare windows available.



PRODUCT CODES

- L5774 - K1000 Keybox
- L5777 - K1030 Spare Window



SG100T Personal Attack Alarm

L9489

FEATURES

- 130 dB ear piercing siren.
- Pull cord for instant use.
- Complete with mounting bracket, wrist cord, sturdy carry clip and 9 volt alkaline PP3 battery.



PRODUCT CODES

- L9489 - SG100T Attack Alarm



SGKRA Personal Shrill Alarm

L6894

FEATURES

- 130 dB ear piercing siren.
- Small & light.
- Includes spare energy cell.



PRODUCT CODES

- L6894 - SGKRA Attack Alarm



SCHCDI-I Counterfeit Pen

L5314

FEATURES

- Mark currency - Yellow/clear means currency is good.
Brown/grey means the currency is suspect.



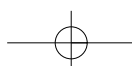
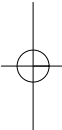
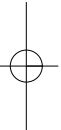
PRODUCT CODES

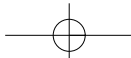
- L5314 - SCHCDI Pen



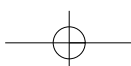
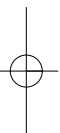
Fire & Deterrent

Notes





Fire & Deterrent Notes

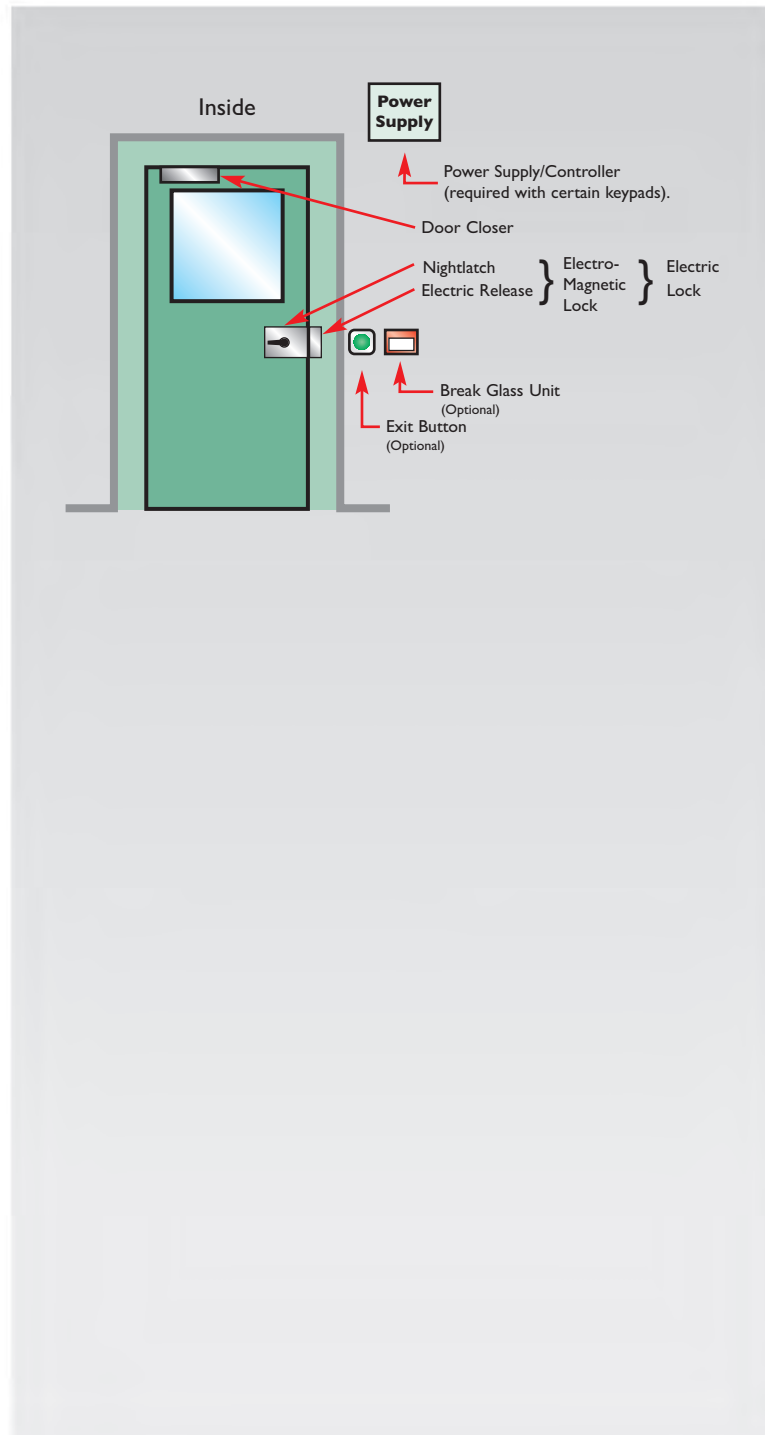


Model One	VA & C	VC	VC
Model Two	VA & C	VC	VC
Model PBS1/2	X	VC	VC
Model 706/723	VA	VC	VC
Model 77/99Z	VA	VA	VA
Model 84/85	VA		
Model 88/89/91			

✓	Good Fit.
VA	Good Fit, but slightly too shallow on tight fitting doors.
VB	Good Fit, but deadlocking snib may cause a problem.
VC	Good Fit, but deadlocking snib will not work.
VA & C	Good Fit, but slightly too shallow on tight fitting doors & deadlocking snib will not work.
X	Won't fit.

Index

Technical Guide



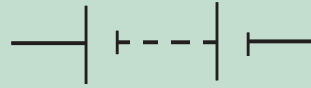


Technical Guide

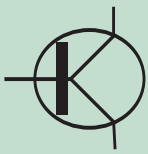
Basic Electric & Electronic Symbols



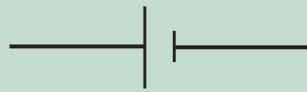
DIODE



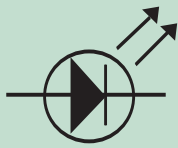
BATTERY



TRANSISTOR



CELL




LED
(Light Emmiting Diode)



EARTH



CAPACITOR



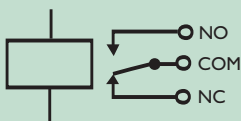
FUSE



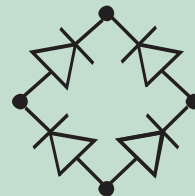
TRANSFORMER



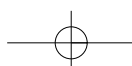
RESISTOR



RELAY

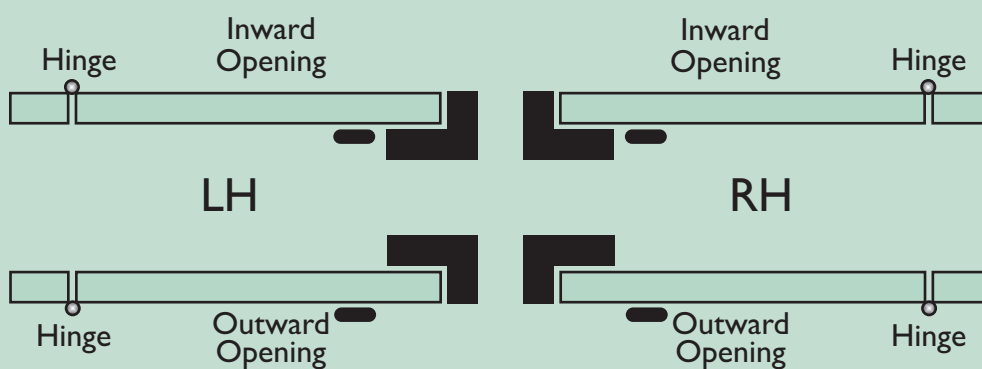


BRIDGE
RECTIFIER



Mechanical Digital Technical Guide

HANDING CHART

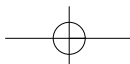


Common Features & Benefits of Mechanical Digital Locks

- ✓ Self contained.
- ✓ No power required.
- ✓ Cost effective solution.
- ✓ Key override.
- ✓ Hold back / passage set feature.
- ✓ No tokens or cards to carry.
- ✓ Simple operation.
- ✓ Secure code change.
- ✓ Suitable for most applications.
- ✓ Easy to fit.

Hints & Tips

- Change code regularly to make sure unauthorised people don't realise code.
- Encourage users to shield the code they enter to prevent unauthorised entry.
- Take time to read installation instructions before starting work.
- Incorrect code change procedures can damage the lock mechanism.
- Satin chrome finishes look better for longer when fitted in external applications.
- Always change the factory code at the time of installation.



Technical Guide

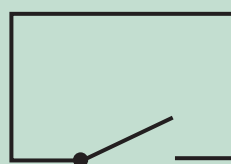
Cisa Electric Rim Locks Handing Guide

Hand:

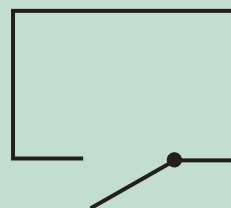
1 = R.H. inwards



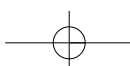
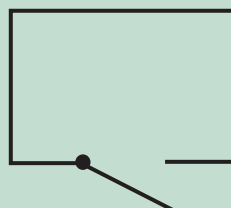
2 = L.H. inwards



3 = R.H. outwards



4 = L.H. outwards

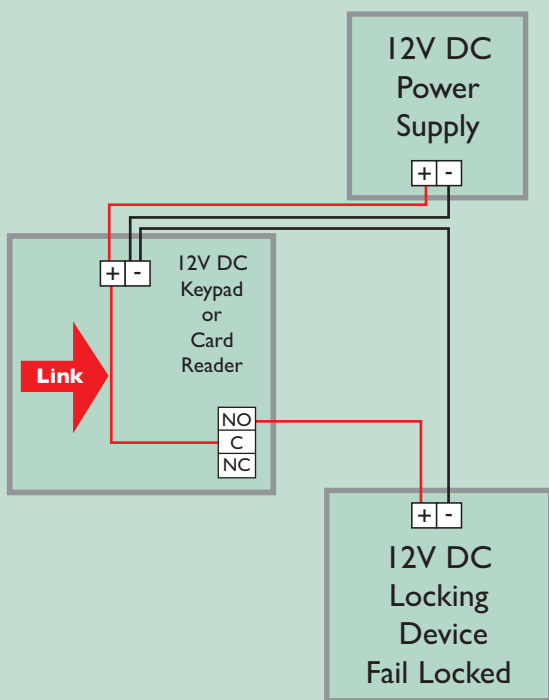


Technical Guide

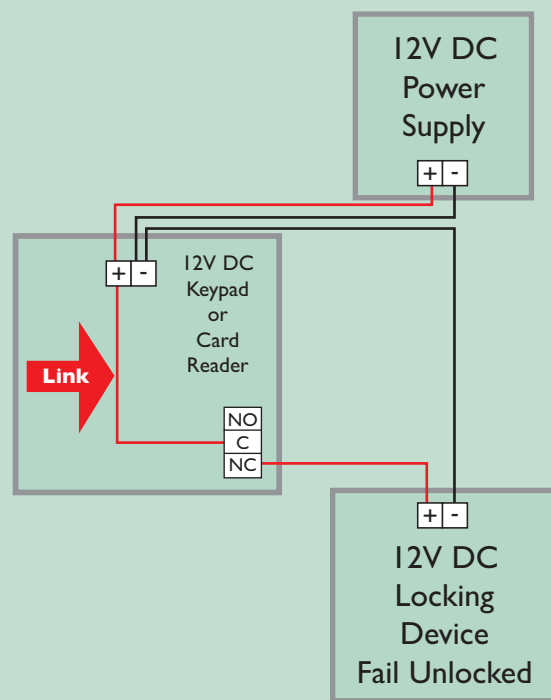
Electric Locking Technical Guide

Connecting an electric locking device to a keypad/card reader that uses volt free relay terminals.

Fail Locked



Fail Unlocked



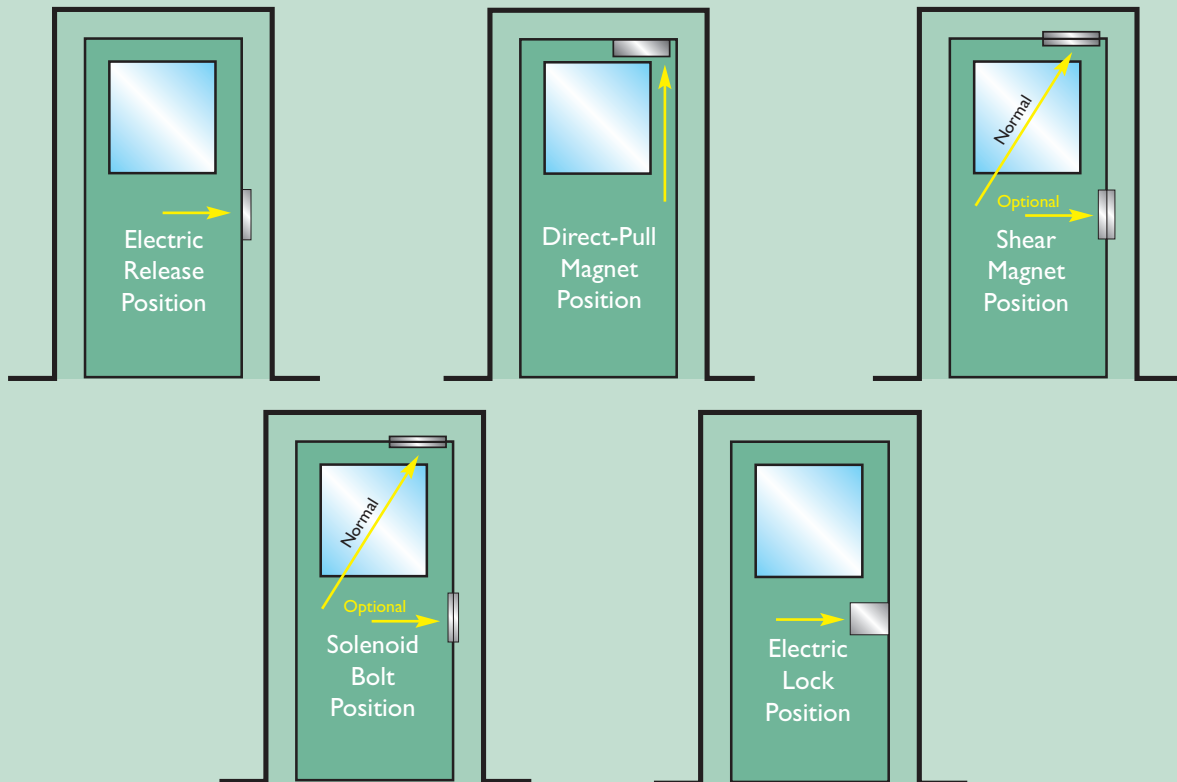
Relay Terminals: NO = Normally Open C = Common NC = Normally Closed

- The above diagrams are ONLY suitable if the same power supply is powering both the keypad/card reader AND the locking device.
- Make sure the relay rating is big enough to control your locking device.
- The examples are common ways of connecting an Access Control system. However there are other ways and manufacturer's instructions may differ. Please ensure that you follow only one set of instructions, never both as there may be a conflict.

Technical Guide

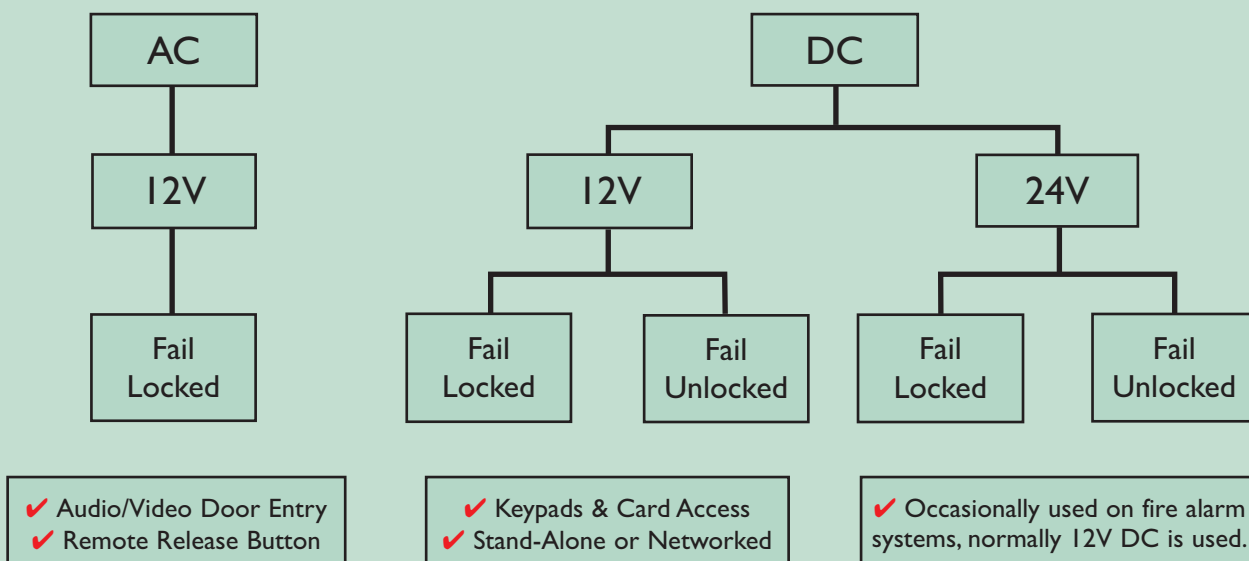
Electric Locking Technical Guide

Location of Locking Device



Voltage & Operation Options

Fail unlocked must always be used when connected via fire alarm or break glass

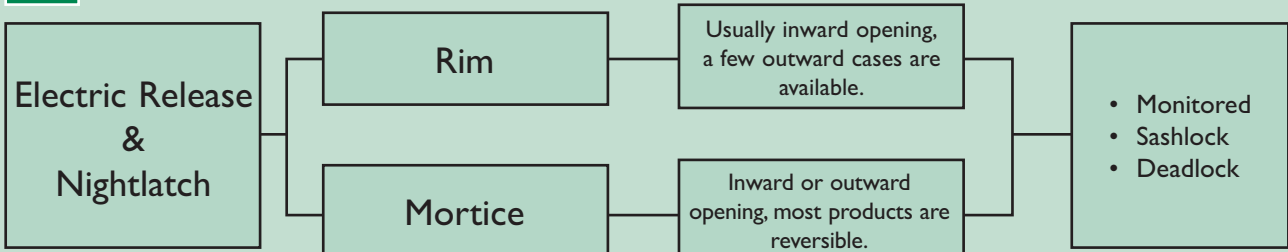


Technical Guide

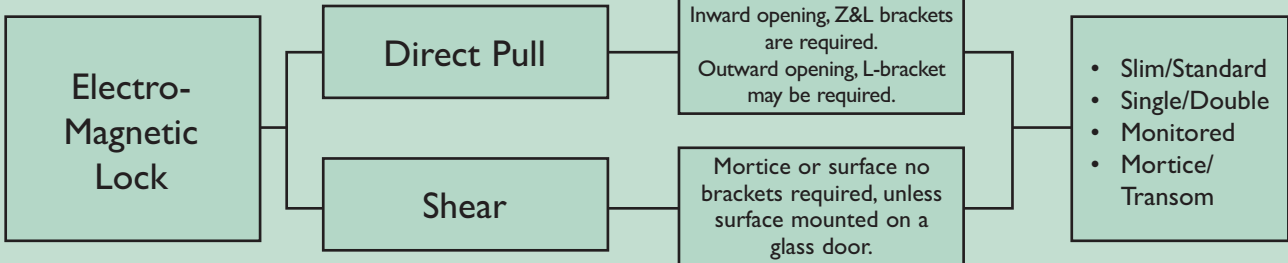
Locking A Door - Options



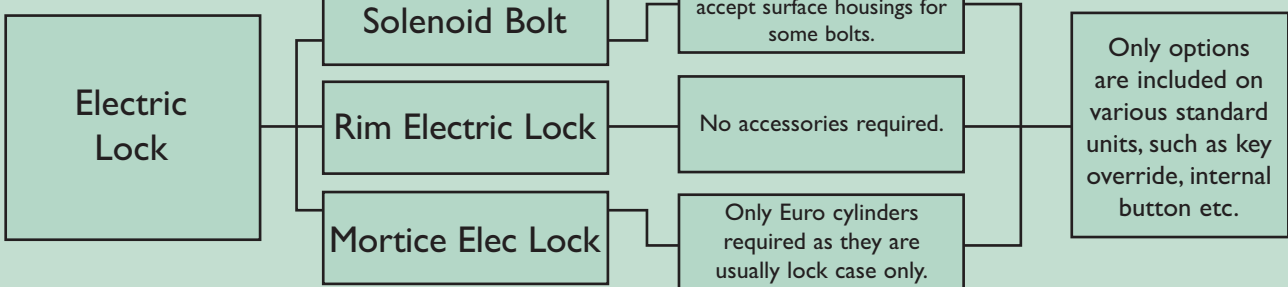
1



2

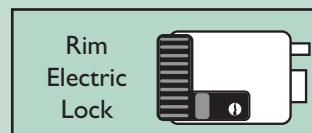
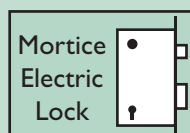
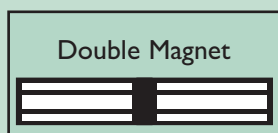
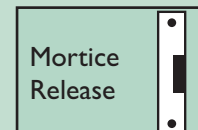
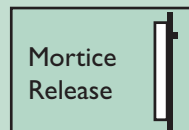
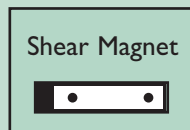
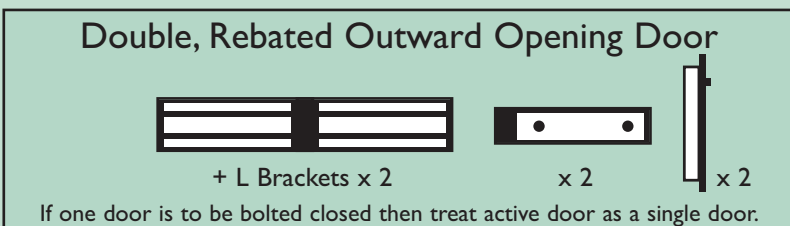
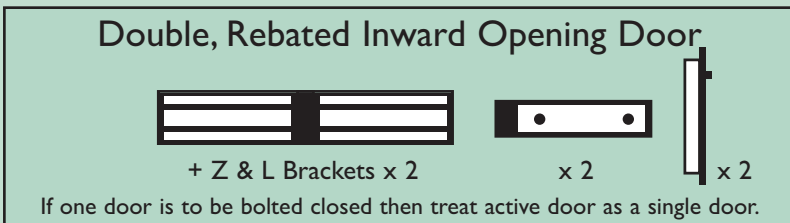
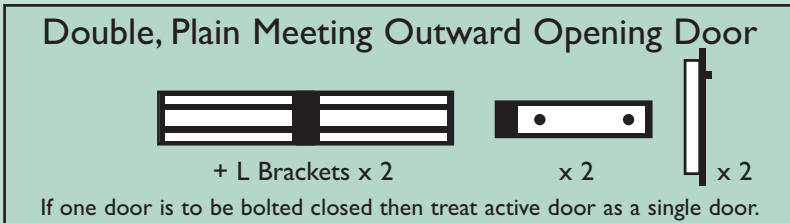
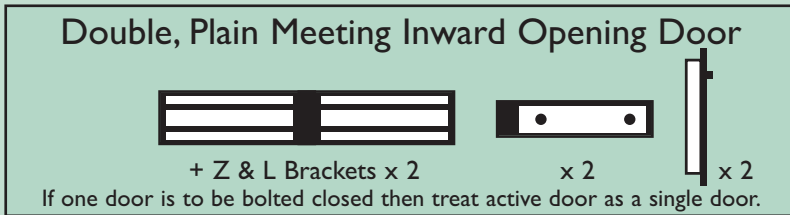

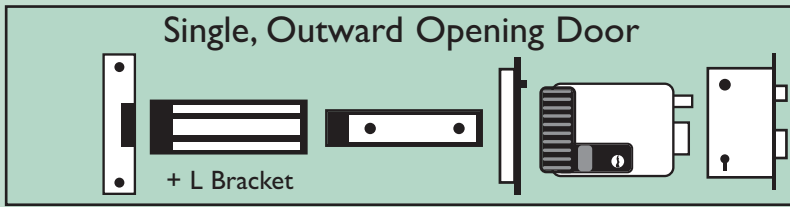

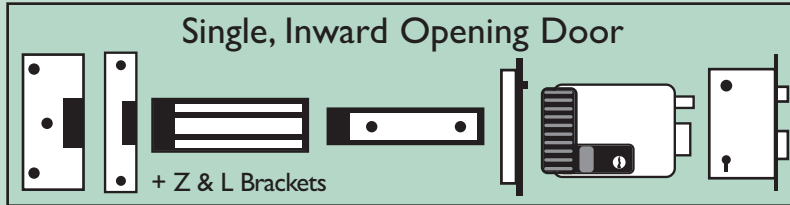


3



Technical Guide

Timber Door Applications




Technical Guide

Aluminium Door Applications


Single, Inward Opening Door

+Z & L Brackets



Single, Outward Opening Door


+ L Bracket



Double, Plain Meeting Inward Opening Door

+ Z & L Brackets x 2
x 2 x 2


If one door is to be bolted closed then treat active door as a single door.



Double, Plain Meeting Outward Opening Door

+ L Brackets x 2
x 2 x 2

If one door is to be bolted closed then treat active door as a single door.



Mortice Release

Single Magnet

Double Magnet

Shear Magnet

Mortice Release

Mortice Electric Lock

Technical Guide

Rim Electric Release Compatibility Table

NIGHTLATCHES	ASEC AxxR AxxC	ASEC Rxx	Trimec ES150 Series ASEC AS9832
ERA 135	✓A	✓	✓
ERA 143/145	✓A	✓	✓
ERA 163/165	✓A	✓	✓
Ingersoll SC71	✓ASEC A8	X	X
Legge 424DL	✓	✓	✓
Legge 66	✓A	✓	✓
Legge 707/727	✓A	✓	✓
Union 1022	✓A	✓	✓
Union 1026	✓	✓	✓
Union 1027	✓	✓	✓
Union 1028	✓A	✓	✓
Union 1037	✓C	✓C	✓C
Union 1038	✓A & C	✓C	✓C
Union 1047	✓	✓	✓
Union 1048	✓A	✓	✓
Union 1097	✓A	✓	✓
Union 1098	✓B	✓	✓
Yale One	✓A & C	✓A & C	✓A & C
Yale Two	✓A & C	✓C	✓C
Yale PBS1/2	X	✓C	✓C
Yale 706/723	✓	✓	✓
Yale 77/99Z	✓A	✓	✓
Yale 84/85	✓	✓	✓
Yale 88/89/91	✓A	✓A	✓A

✓	Good Fit.
✓A	Good Fit, but slightly too shallow on tight fitting doors.
✓B	Good Fit, but deadlocking snib may cause a problem.
✓C	Good Fit, but deadlocking snib will not work.
✓A & C	Good Fit, but slightly too shallow on tight fitting doors & deadlocking snib will not work.
X	Won't fit.

Technical Guide

Mortice Electric Release Compatibility

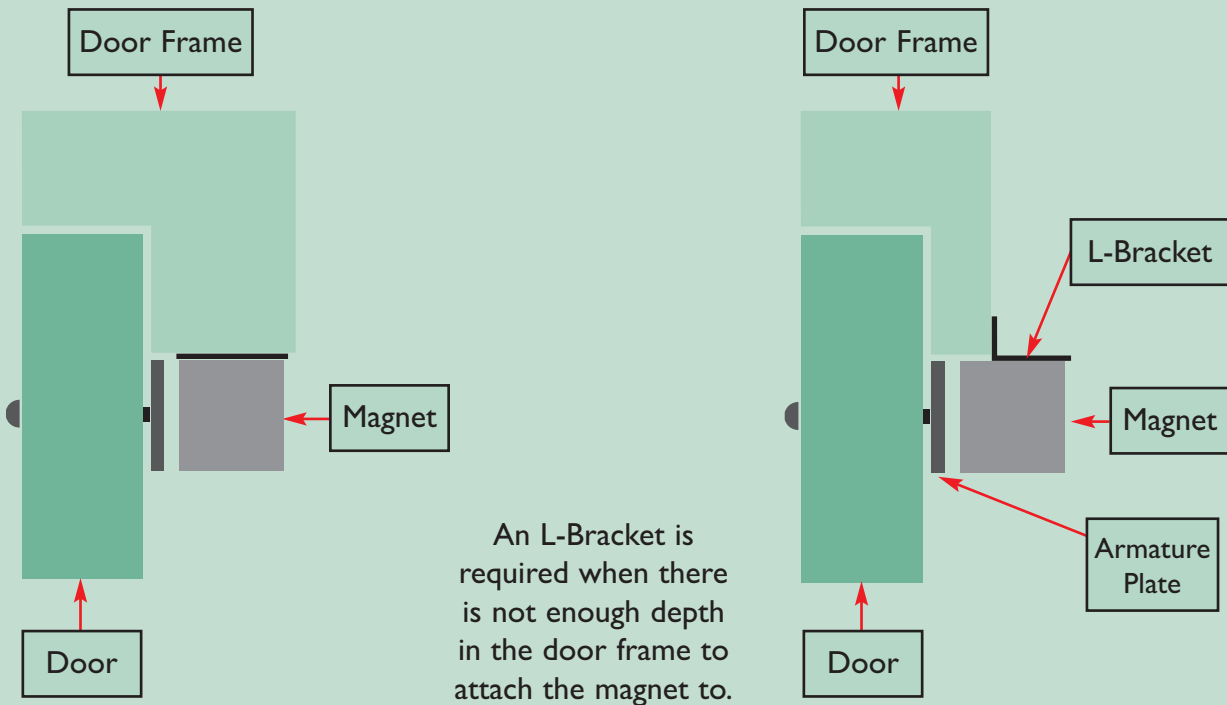
	ASEC Axx	ASEC A11/15	ASEC Mxx	ASEC AS9824	Adams Rite 7100 series	Clarkes 903/913	Eff Eff 14/34	Eff Eff 75	Eff Eff 76	Trimec 110 series ASEC AS9824	Trimec 200/2000 series or ASEC AS9830 & AS9831	ASEC AS9825 & AS9826
NIGHTLATCHES												
Asec	✓A	✓	✓A	✓	✓	✓	✓A	✓	✓	✓	✓	✓
Adams Rite 4710/20	X	✓	X	✓	✓	✓	X	✓A	✓	✓	✓A	✓A
Union 3R35	✓	✓	✓A	✓	✓	✓	✓	✓	✓	✓	✓	X
Legge 8157N	✓A	✓	✓A	✓	✓	✓	✓A	✓	✓	✓	✓	✓
Union 2332	✓	✓	✓A	✓	✓	✓	✓	✓	✓	✓	✓	✓
Union L2341/L2349	✓A	✓	✓A	✓	✓	✓	✓	✓	✓	✓	✓	✓
Union 2370	✓A	✓	X	✓	✓	✓	✓A	✓	✓	✓	✓	✓
Viro 8517/8518	X	✓	X	✓	✓	X	X	✓A	✓	✓	X	✓A
Yale 3600	✓A	✓	X	✓	✓	✓	✓A	✓	✓	✓	✓	✓
Yale 4103	X	✓	X	✓	✓	X	X	✓A	✓	✓	X	✓A
DIGITAL LOCKS												
Borg, Codelock Era, Lockey	✓A	✓B	✓A	✓B	✓B	✓B	✓B	✓B	✓B	✓B	✓B	✓B
Simplex/Unican 1000	X	✓	X	✓	✓	✓A	X	✓A	✓	✓	✓A	✓
Simplex/Unican 6000	✓A	✓	✓A	✓B	✓	✓A	✓A	✓A	✓B	✓	✓	✓
Simplex/Unican 7000	✓A	✓B	✓A	✓B	✓B	✓B	✓B	✓B	✓B	✓B	✓B	✓B

✓	Good Fit.
✓A	Good Fit, but slightly too shallow on tight fitting doors.
✓B	Good Fit, but deadlocking snib may cause a problem.
X	Won't fit.

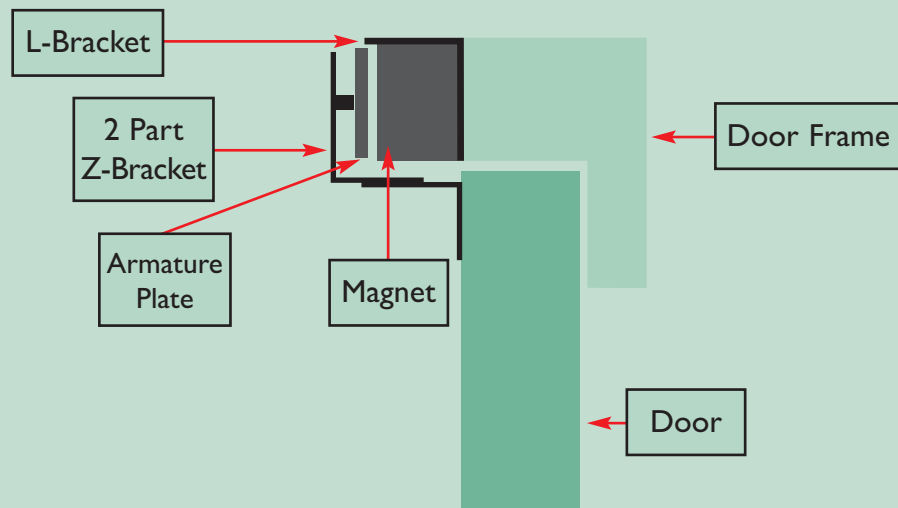
Electric Locking Technical Guide

Electro-Magnetic Lock Fixing Guide

OUTWARD OPENING

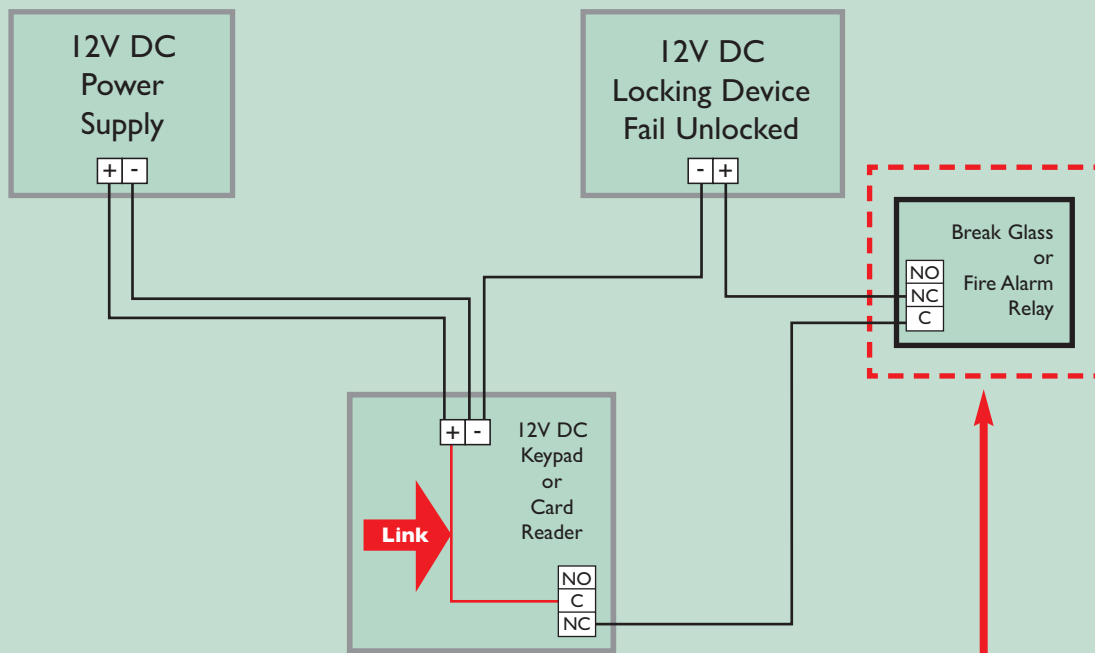


INWARD OPENING



Electric Locking Technical Guide

Integrating an Access Control System with an Emergency Fire Exit



The decision of whether the connection is by fire alarm relay, break glass unit or both is made by the fire officer. This will vary greatly from region to region. If a connection by fire alarm relay is to be made then this should be carried out by the fire alarm installation or maintenance company. Failure to do so could result in the access control installer being held responsible for any problems that occur on the whole system thereafter.

Accessories Technical Guide

Calculating Power Supplies and Batteries

1 Amp = 1000 mA

EXAMPLE A

Keypad = 58 mA
 Release = 250 mA
 Exit Button = N/A
 Door Contacts = N/A
 Break Glass = N/A
 Total = 308 mA

$1000 \text{ mA} / 308 \text{ mA} = 3.25$

A1 Amp PSU will power
 3 x the above system

Total Draw = 308 mA

$2100 \text{ mAh} / 308 \text{ mA} = 6.82$

2.1Ah Battery

$6.82 * 75\% = 5.1 \text{ hours approx}$

$7000 \text{ mAh} / 308 \text{ mA} = 22.73$

7Ah Battery

$22.73 * 75\% = 17 \text{ Hours Approx}$

EXAMPLE B

Card Reader = 75 mA
 Magnet = 550 mA
 Exit Button = N/A
 Door Contacts = N/A
 Sounder = 25 mA
 Total = 650 mA

$1000 \text{ mA} / 650 \text{ mA} = 1.54$

A1 Amp PSU will power
 1 x the above system

A2 Amp PSU will power
 3 x the above system

Total Draw = 650 mA

$2100 \text{ mAh} / 650 \text{ mA} = 3.23$

2.1Ah Battery

$3.23 * 75\% = 2.4 \text{ hours approx}$

$7000 \text{ mAh} / 650 \text{ mA} = 10.77$

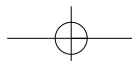
7Ah Battery

$10.77 * 75\% = 8 \text{ Hours Approx}$

POWER SUPPLY

BATTERY

The above calculations allow for a performance of 75% for a battery to allow for deterioration. Batteries should be replaced every 2 - 3 years.



Technical Guide



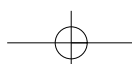
Kit Parts Chart

The tables below are intended to identify which telephones and power supplies will work with which amplifiers and to indicate the type of amplifier found in each of the Videx kits.

Amplifier	Power Supply	Alternative Power Supplies	Standard Telephones	Telephone with mute	Telephone with mute	Extension Sounder & LED	Kits with this amp
Art.836-0 Art.836-1 Art.836-2	Art.522	Art.3021 Art.322	Art.3102 Art.3101 Art.Smart1 Art.924	Art.3102 Art.924M	Art.924ML	Art.512R	EK911(S) EK912(S) DK918(S) KPX947(S)
Art.837-0 Art.837-1 Art.837-2	Art.520	Art.520M Art.520MR	Art.3021 Art.3101 Art.Smart1 Art.924	Art.3102 Art.924M	Art.924ML	Art.512R	EK903(S) up to EK9020(S) EK380(S)
Art.836M-0 Art.836M-1 Art.836M-2	Art.321	Art.322 Art.522	Art.3011 Art.3111	Art.3112	Art.3113	Art.512R	3K1(S) up to 3K12(S) DK1(S) DK2(S)
Art.837M-0 Art.837M-1 Art.837M-2	Art.520M	Art.520MR	Art.3011 Art.3111	Art.3112	Art.3113	Art..512A	
Art.436	Art.321	Art.522 Art.322	Art.3011 Art.3111	Art.3112	Art.3113	Art.512A	SLK
9HAP Art.321 11HAP	Art.522	Art.3011 Art.322	Art.3112 Art.3111		Art.512A	SMK-1(S)	SMK-2(S)
Art.8361-1 Art.8361-2	Art.321	Art.522 Art.322	Art.3021 Art.3111			Art.512R	IK-1(S) IK-2(S)
Art.536	Art.321	Art.522 Art.322	Art.3021 Art.3101 Art.Smart1 Art.924	Art.3102 Art.924M	Art.924ML	Art.512R	VRDK1
Art.537 Art.437	Art.520	Art.520M Art.520MR	Art.3121 Art.3101 Art.Smart1 Art.924	Art.3102 Art.924M	Art.924ML	Art.512R	VRDK2 up to VRDK20
Art.332	Art.321	Art.522 Art.322	Art.3151			Art.512A	ESK-1(S)

Video Kits






Amplifier	Power Supply	Videophone	Additional audio phone	Extension sounder	Kits with this amp
Art.831K	Art.850K	Art.3551	Art.3111	Art.512A	VK6N(S) VKC6N(S)
Art.831K/C	Art.850K	Art.3451	Art.3111	Art.512A	CVK6N(S) CVKC6N(S)
Art.831K/2	Art.850K	Art.3351	Art.3111	Art.512A	VK6N(S)/2 VKC6N(S)/2
Art.831K/2/C	Art.850K	Art.3451	Art.3111	Art.512A	CVK6N(S)/2 CVKC6N(S)/2
Art.331K-1	Art.850K	Art.3351	Art.3111	Art.512A	SMVK1
Art.331K-2	Art.850K	Art.3351	Art.3111	Art.512A	SMVK2
Art.331k-1C	Art.850K	Art.3451	Art.3111	Art.512A	CSMVK1
Art.331K-2C	Art.850K	Art.3451	Art.3111	Art.512A	CSMVK2



Technical Guide

Universal Phone Wiring Details

L5182 - Videx 3101A Handset Universal

							
	Model	Release	Microphone	Earth	Speaker	Call Button	Elec. Tone/Buzzer
1	VIDEX	5	1	3	2	6	Elec. Tone & Buzzer
2	ACET	5	10	2	7	9	Buzzer
3	AMPER	D	A	C	B	E	Buzzer
4	ATEA	2	4	3	1	5	Buzzer
5	AUTA TP92 (Electronic)	10	3	4	7	12	Elec. Tone
6	AUTELCO	P5	a	0	B	2	Buzzer
7	BELL Systems Telephone	Z	R	O	T	1	Buzzer
8	BOGEN	T	1	3	2	6	Buzzer
9	BPT	2	1	4	5	3	Buzzer
10	CENTRAMATIC	4	2	1	3	5	Buzzer
11	CITESA	1	4	C	3	B	Buzzer
12	CITOVOK	5	10	9	7	T	Buzzer
13	COMELIT	5	3/6	4	2	1	Buzzer
14	ELBEX		MIC	LOW	SPEC	+	Buzzer
15	ELVOX	7	6	9	4	+	Buzzer
16	ELVOX	5	2	3/4/5	1	6	Buzzer
17	FARFISA	5	1	3	2	6	Buzzer
18	FERMAX GONDOLA	4	1	3	2	V/5	Buzzer
19	FERMAX REKTO TF4	P5	A	C	B	E	Buzzer
20	FERMAX REF: 2044, 20440, 21100	2	3	1	6	4	Elec. Tone
21	FRINGE	2	3	1	6	4	ET & Buzzer
22	GAME	P5	2	3	1	Z	Buzzer
23	GIRO	2	3	1	6	4	Buzzer
24	GOLMAR	X	M	A	S	N	ET & Buzzer
25	GOLMAR	C2	5	3	2	6	Elec. Tone
26	GOLMAR	1	5	3	10	7	Buzzer
27	GOLMAR T-600	T	1	3	2	6	Buzzer
28	GOLMAR T-2800	4	5	3	10	7	Buzzer
29	LT TERRANEO	T1	1	3	2	6	Buzzer
30	OSTELVI	9	2	6	1	7	Buzzer
31	PORMAT	4	3	2/5	1	V	Buzzer
32	RIPOLLES	3	1	8	2	4	Buzzer
33	RITTO ELEGANT 40518	11	12	9/C	11	7	Buzzer
34	SAFNAT	4	1	2	3	V	Buzzer
35	SELT1	5	1	3	2	6	Buzzer
36	SIEDLE HT-611-01	1	12	9/C	11	7	Buzzer
37	SPRINT	11/11	1	3	2	6	Buzzer
38	STR NH200	1	M	O	T	S	Buzzer
39	STR NH205	1	M	O	T	S	Elec. Tone
40	TAGRA	8	2	6	1	4	Buzzer
41	TEGUI GL	3	4	2	5	1	Buzzer
42	TEGUI HORIZON (Zumbrador/Buzzer)	3	4	2	5	1	Buzzer
43	TEGUI HORIZON (Electronic)	3	4	2	5	1	Elec. Tone
44	TELEVES	4	2	3	1	T	Buzzer
45	TESLA AAZ 85	1	2	3	6	4	Buzzer
46	TESLA DDZ 93	Z	2	3	6	4	Buzzer
47	TUNE	8	2	6	1	4	Buzzer
48	URMET	8/9	2	11	1	7	Buzzer
49	URMET	9	2	6	1	7	Buzzer
50	VIDEX	5	1	7	2	6	Buzzer
51	YUS PHONE	EL	T	-	R	B/PT	Buzzer

Technical Guide

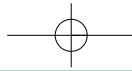
Choosing the Correct Installation Wire

Minimum Core Size	Max. Number of Apartments	Max. Length (L max)
0.22mm ² (Note #2)	10	75 Metres
	20	60 Metres
	30	50 Metres
	40	44 Metres
	50	38 Metres
0.5mm ²	50	85 Metres
	100	54 Metres
	150	38 Metres
	200	30 Metres
	255	25 Metres
1mm ²	50	170 Metres
	100	105 Metres
	150	76 Metres
	200	60 Metres
	255	50 Metres
1.5mm ²	50	250 Metres
	100	160 Metres
	150	115 Metres
	200	90 Metres
	255	75 Metres
2.5mm ²	50	425 Metres
	100	265 Metres
	150	190 Metres
	200	150 Metres
	255	120 Metres
4mm ²	50	675 Metres
	100	420 Metres
	150	305 Metres
	200	240 Metres
	255	195 Metres

Conditions

One telephone per apartment. One power supplier next to each door unit.

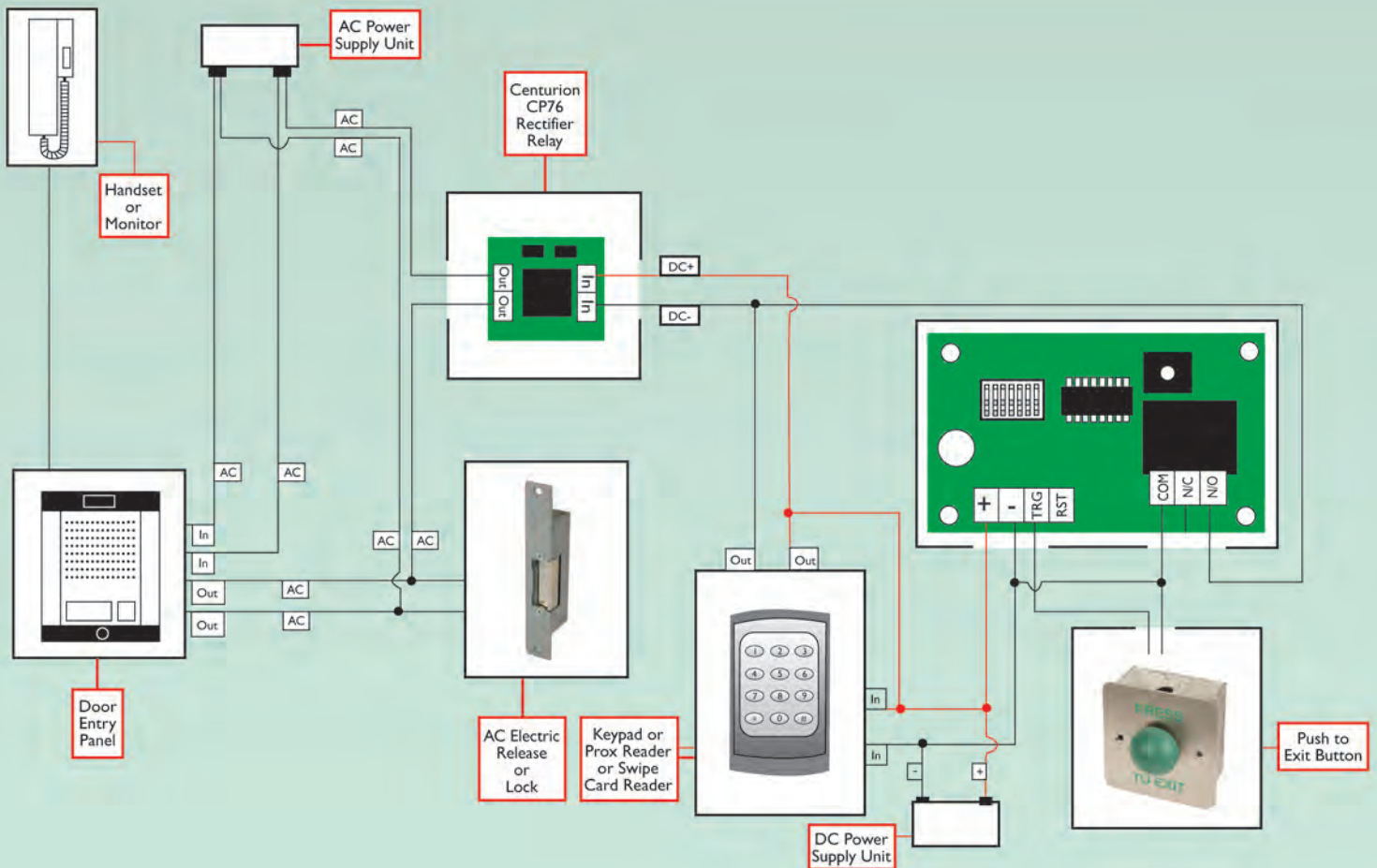
Note: It is NOT recommended to use 0.22mm cable for installations with more than 50 telephones.

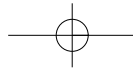


A Full Range of Wiring Diagrams are available on request
from Aldridge Access Control Department
on 08444 125 101 (Option 4)
Email: access@aldrigesecurity.co.uk

**Generic AC Door Entry Phone System and Generic DC Keypad,
Prox Reader or Swipe Card Reader opening an AC Electric Release or Electric Lock
(Stand-Alone with no Relay input on Keypad, Prox Reader or Swipe Card Reader)**

Please note: If the Keypad, Prox Reader or Swipe Card Reader you are using has a timer relay function, you can wire the exit button directly into it and disregard the CP79 timer relay.

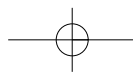




New
Multi Point
Locking Catalogue
Available Summer 2012



Multi Point Locking





Multi Point Locking

Locking - Centre Case

Locking - Gearbox

Locking - Multi Point Lock

Locking - Overnight

Page 907 - 914

Page 915 - 927

Page 928 - 991

Page 992 - 993



Furniture - Door

Furniture - Patio

Furniture - Window

Page 995 - 1006

Page 1007

Page 1008 - 1009



Espag Rod

Page 1010 - 1012



Accessories

Page 1013 - 1020





Index

Multi Point Locking



Centre Case Locks

- Willenhall 908
- Yale 909 - 913
- ABT / Gibbons 914



Gearboxes

- Cego Surelock 915
- Era 916 - 918
- Fuhr 919
- Fullex 920 - 921
- GU 922
- Lockmaster 923 - 924
- Maco 925
- Mila 926
- Yale 927



Multipoint Locks

- AGB 928
- Asgard 929
- Avocet 930 - 933
- Era 934 - 939
- Ferico 940 - 942
- Fuhr 943 - 947
- Fullex 948 - 951
- GU 952 - 961
- KFV 962 - 966
- Lockmaster 967 - 973
- Maco 974 - 977
- Millenco 978 - 979
- Roto 980
- Safeware 981
- Vitawin 982
- Wink Haus 983 - 987
- Yale 988 - 991



Overnight Locking

- Fuhr 992
- Wink Haus 993

Multi Point Locking Centre Case Locks



Willenhall Locks EPIb Sashcase

Centre Case

36/48

Locking Method 'C' Key Operation

FEATURES

- Reversible latch bolt
- Euro profile sash case
- Latch & deadbolt
- Centre case only

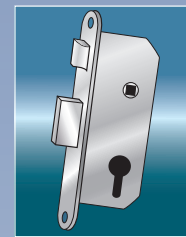

OPERATION

Locking

- One full turn of the key to lock.

Unlocking

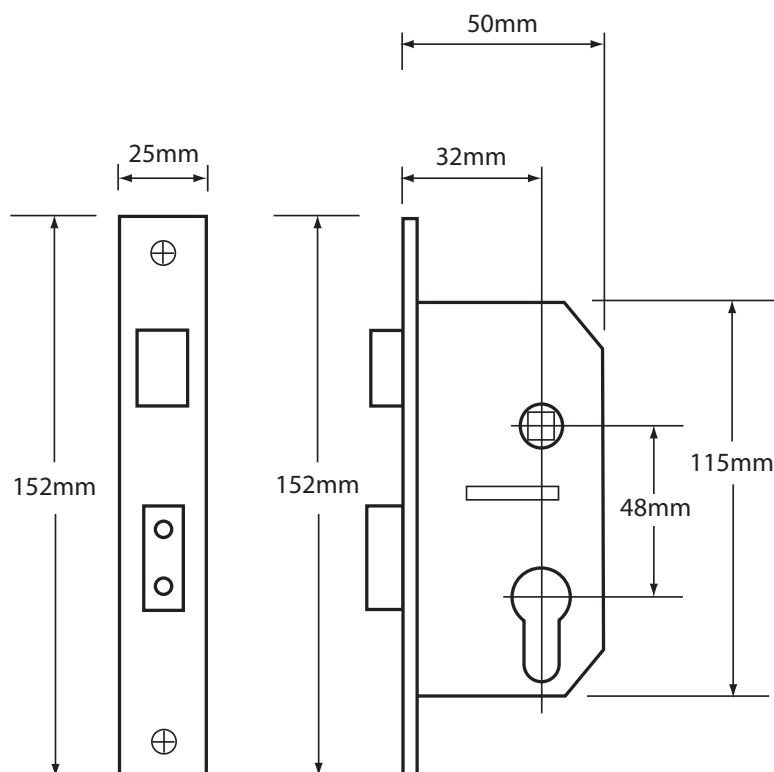
- One full turn of the key and then push down on the lever to release.



Sashcase

	Backset	Centres
L172	32	48

Satin Chrome



Multi Point Locking Centre Case Locks



Yale L22070 Sashcase

Centre Case

36/48

Locking Method 'C' Key Operation

FEATURES

- 24mm throw dead bolt (reversible latch bolt)
- Euro profile sash case
- Latch & deadbolt
- Centre case only

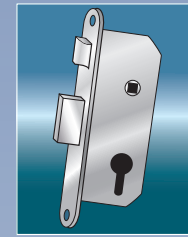
OPERATION

Locking

- One or two full turns of the key to lock.

Unlocking

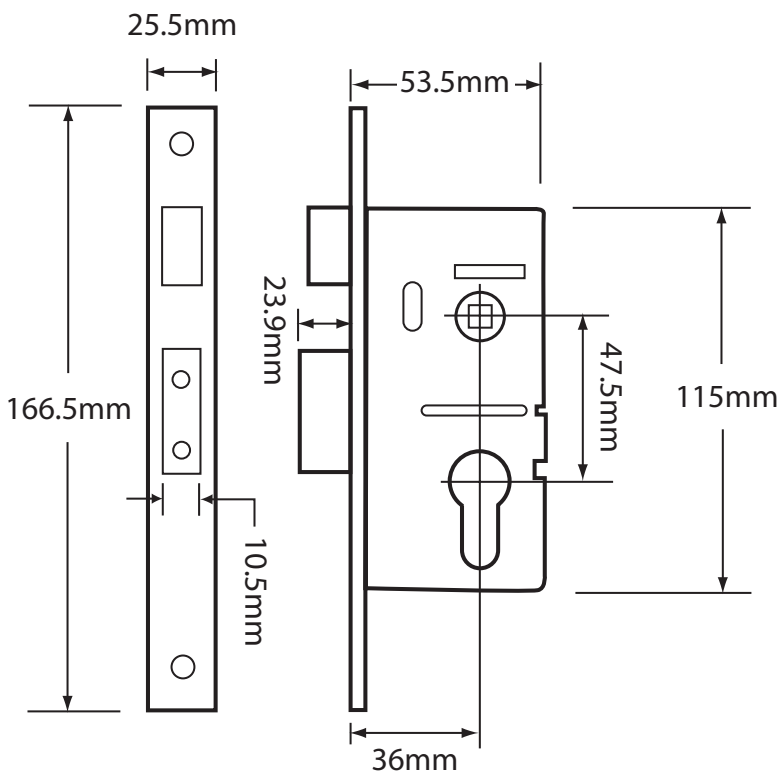
- One or two full turns of the key and then push down on the lever to release.
- Latch bolt can also be withdrawn by key.



Sashcase

	Backset	Centres
L1419	36	48

Satin Chrome



Multi Point Locking Centre Case Locks



Yale L22080 Euro Sashcase

Centre Case

30/48

Locking Method 'C' Key Operation

FEATURES

- Reversible latch bolt
- Anti-thrust snib
- Latch & dead bolt
- Centre case only

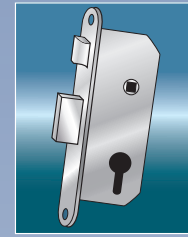
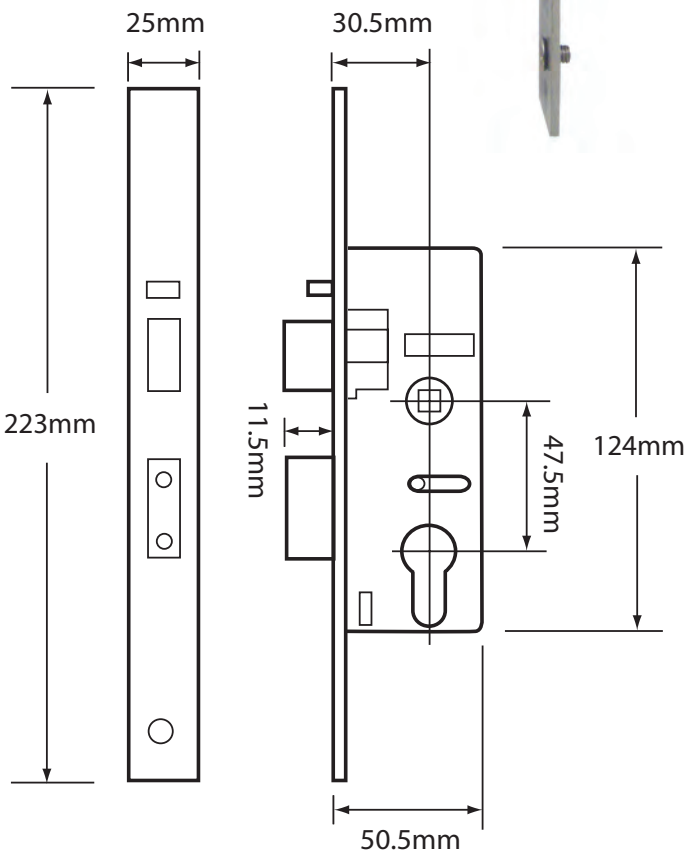

OPERATION

Locking

- One full turn of the key to lock.

Unlocking

- One full turn of the key and then push down on the lever to release.
- Latch bolt can also be withdrawn by key.



Sashcase

	Backset	Centres
L8501	30	48

Satin Chrome

Multi Point Locking Centre Case Locks



Yale L22172 Euro Sashcase

Centre Case

36/48

Locking Method 'C' Key Operation

FEATURES

- 24mm throw dead bolt (reversible latch bolt)
- Euro profile sash case
- Latch & deadbolt
- Centre case only

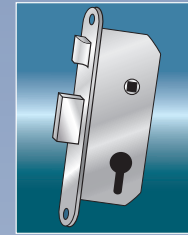

OPERATION

Locking

- Lift handle to engage 3 point mechanism.
- One or two full turns of the key to lock.

Unlocking

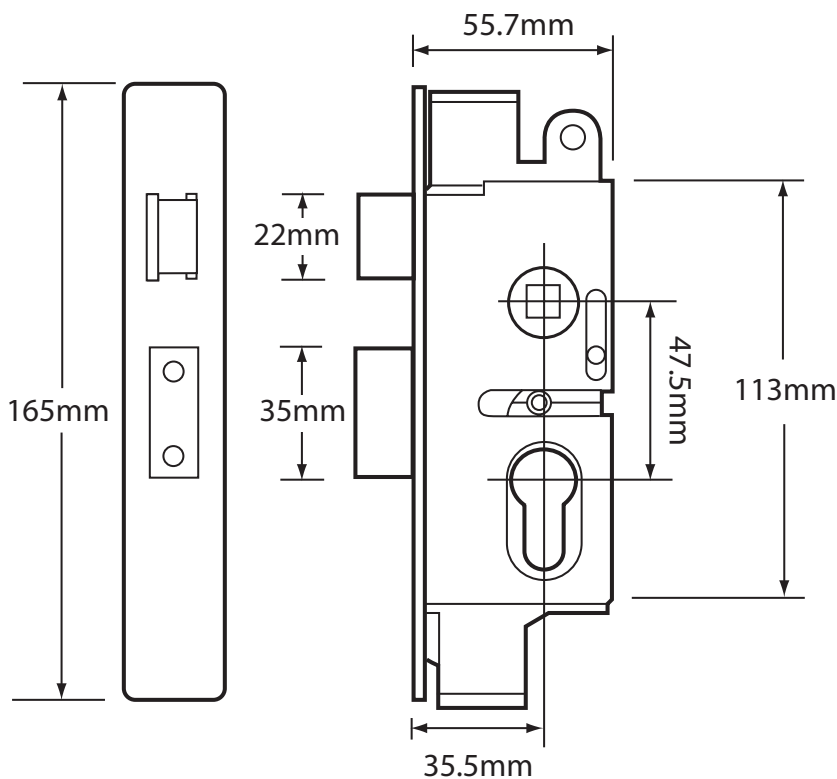
- One or two full turns of the key and then push down on the lever to release.
- Latch bolt can also be withdrawn by key.



Sashcase

	Backset	Centres
L8500	36	48

Satin Chrome



Multi Point Locking Centre Case Locks



Yale L22180 'Monarch' Sashcase

Centre Case

30/48

Locking Method 'C' Key Operation

FEATURES

- Reversible latch bolt
- Anti-thrust snib
- Latch & dead bolt
- Centre case only

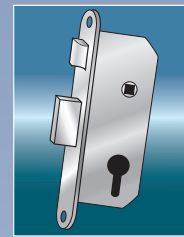
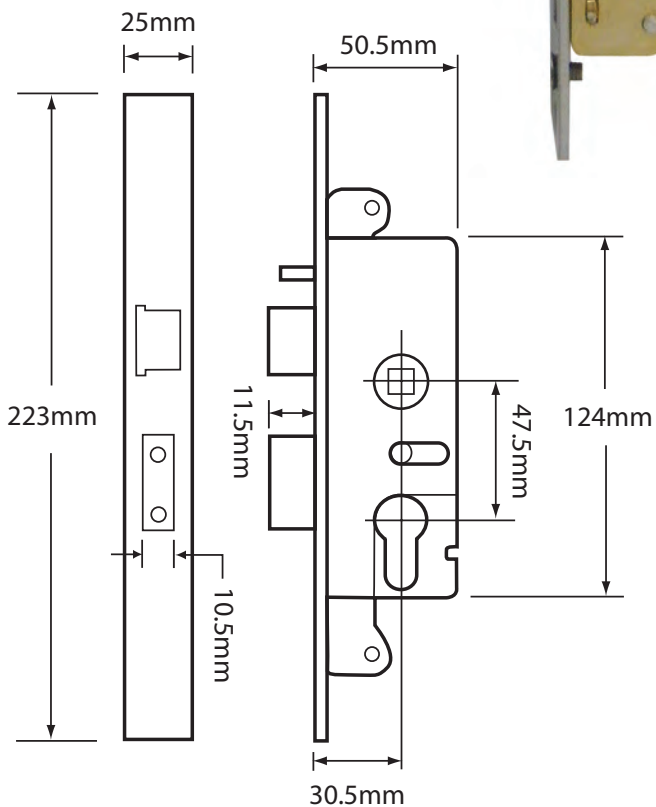
OPERATION

Locking

- Lift handle and one full turn of the key to lock.

Unlocking

- One full turn of the key and then push down on the lever to release.
- Latch bolt can also be withdrawn by key.



Sashcase

	Backset	Centres	Follower
L8499	30	48	8

○ Satin Chrome

Multi Point Locking Centre Case Locks



YALE L2224 Sashcase

Centre Case

31/48

Locking Method 'C' Key Operation

FEATURES

- Reversible latch bolt
- Suitable for use with unsprung lever handles
- Latch & dead bolt
- Centre case only

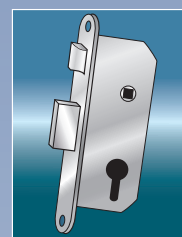
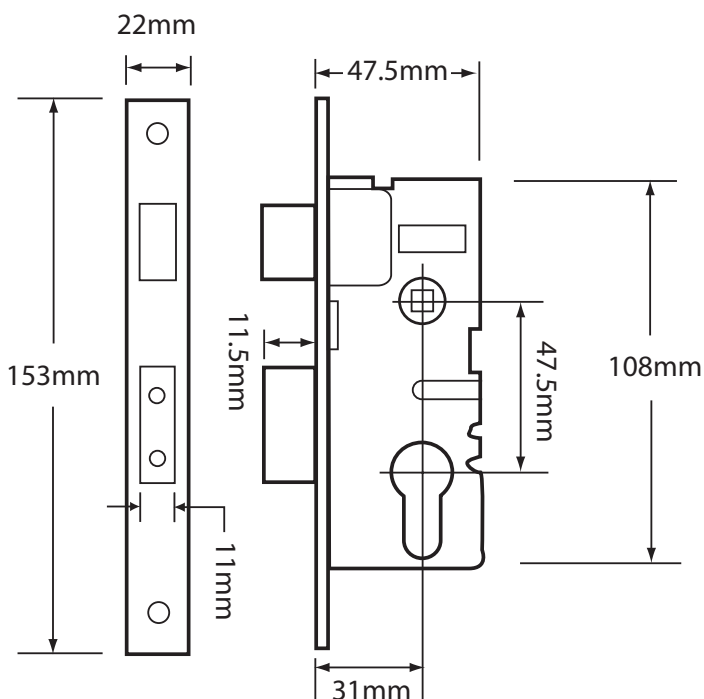

OPERATION

Locking

- Lift handle and one full turn of the key to lock.

Unlocking

- One full turn of the key and then push down on the lever to release.
- Latch bolt can also be withdrawn by key.



Sashcase

	Backset	Centres	Follower
L28	31	48	8

○ Satin Chrome

Multi Point Locking Centre Case Locks

ABT / GIBBONS Centre Case

Centre Case

31/48-37

Locking Method 'C' Key Operation

FEATURES

- Reversible latch bolt
- Suitable for use with unsprung lever handles
- Anti-thrust snib
- Latch & Deadbolt
- Centre case only

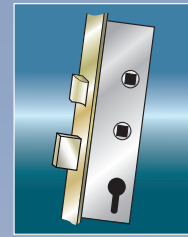
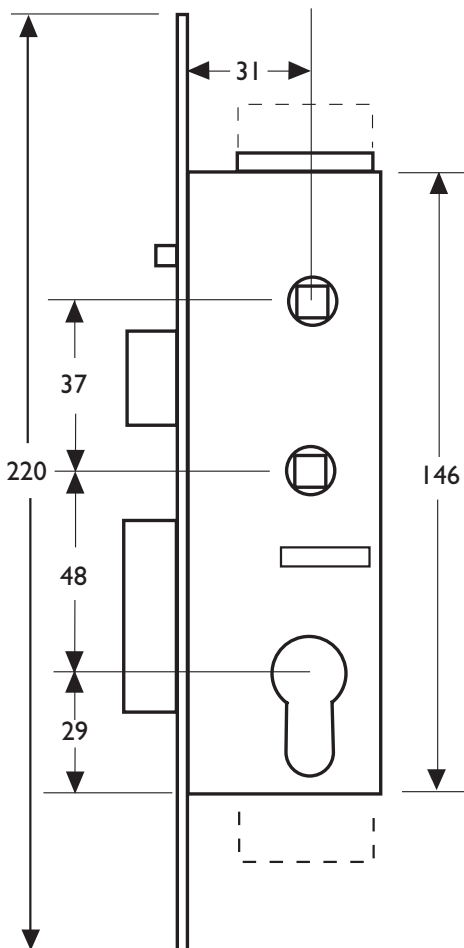
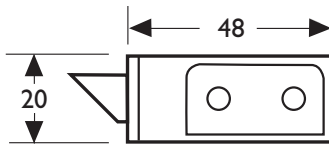
OPERATION

Locking

- Lift handle and one full turn of the key to lock.

Unlocking

- One full turn of the key and then push down on the lever to release.
- Latch bolt can also be withdrawn by key.



Latch & Deadbolt

	Backset	Centres	Follower
LI7749	31	48/37	8

Satin Chrome

Multi Point Locking Gearboxes

**Cego
Surelock**

Latch & Deadbolt

Gearbox Only

35/92-70

Locking Method 'A' Lever Operation

FEATURES

- Euro Profile Lock Case
- Latch & Deadbolt
- Centre Gearbox Only

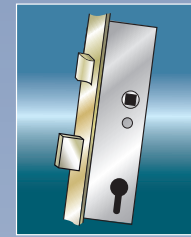
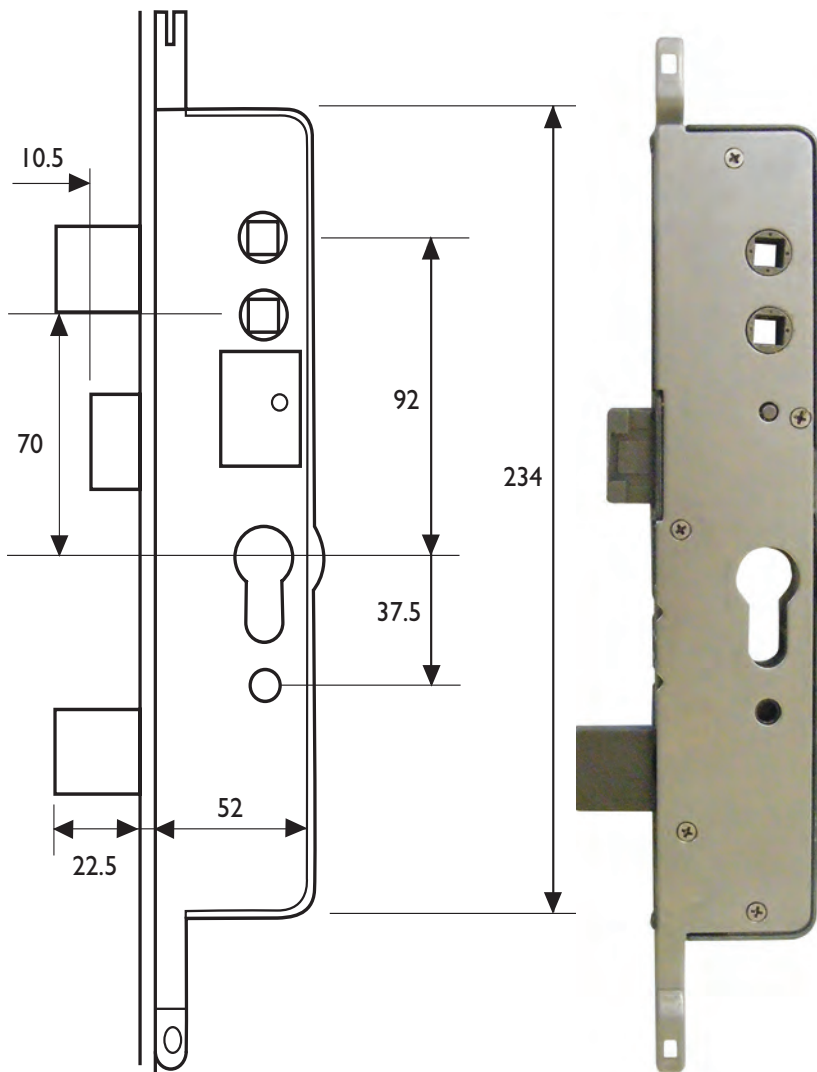
OPERATION

Locking

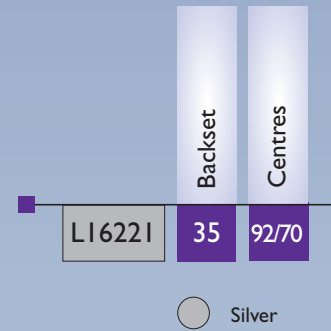
- Lift lever to engage locking mechanisms and then one full turn of the cylinder to lock.

Unlocking

- One full turn of the key then push down on the lever to release.



Latch & Deadbolt



Multi Point Locking Gearboxes



Latch & Deadbolt

Gearbox Only 35/92
45/92

Locking Method 'A' Lever Operation

FEATURES

- Euro Profile Lock Case
- Split Spindle
- Latch & Deadbolt
- Centre Gearbox Only

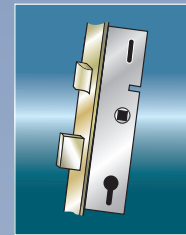
OPERATION

Locking

- Lift lever to engage locking mechanisms and then one full turn of the cylinder to lock.

Unlocking


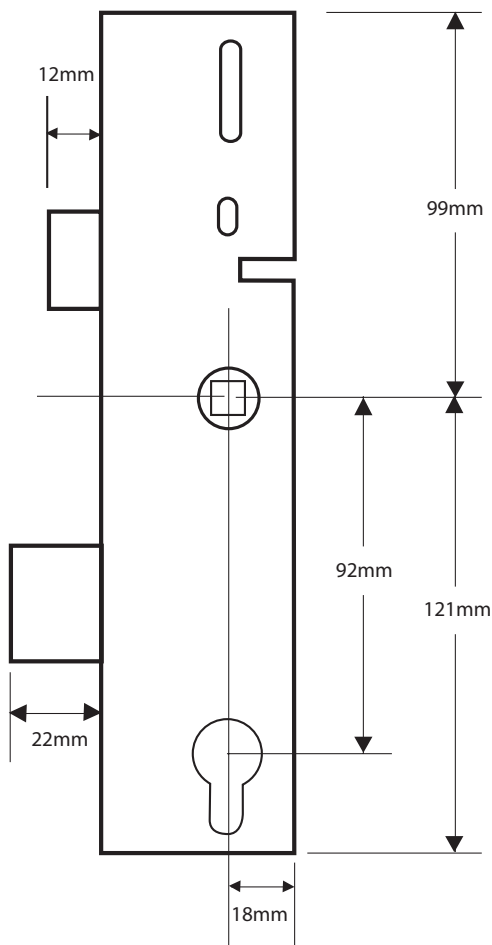
- One full turn of the key then push down on the lever to release.



Latch & Deadbolt

	Backset	Centres
LI 6230	35	92
LI 6231	45	92

○ Silver



Multi Point Locking Gearboxes



Latch & Deadbolt

Gearbox Only 35/92
45/92

Locking Method 'A' Lever Operation

FEATURES

- UK Profile Lock Case
- Split Spindle
- Latch & Deadbolt
- Centre Gearbox Only

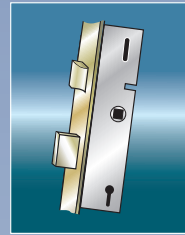
OPERATION

Locking

- Lift lever to engage locking mechanisms and then one full turn of the cylinder to lock.

Unlocking

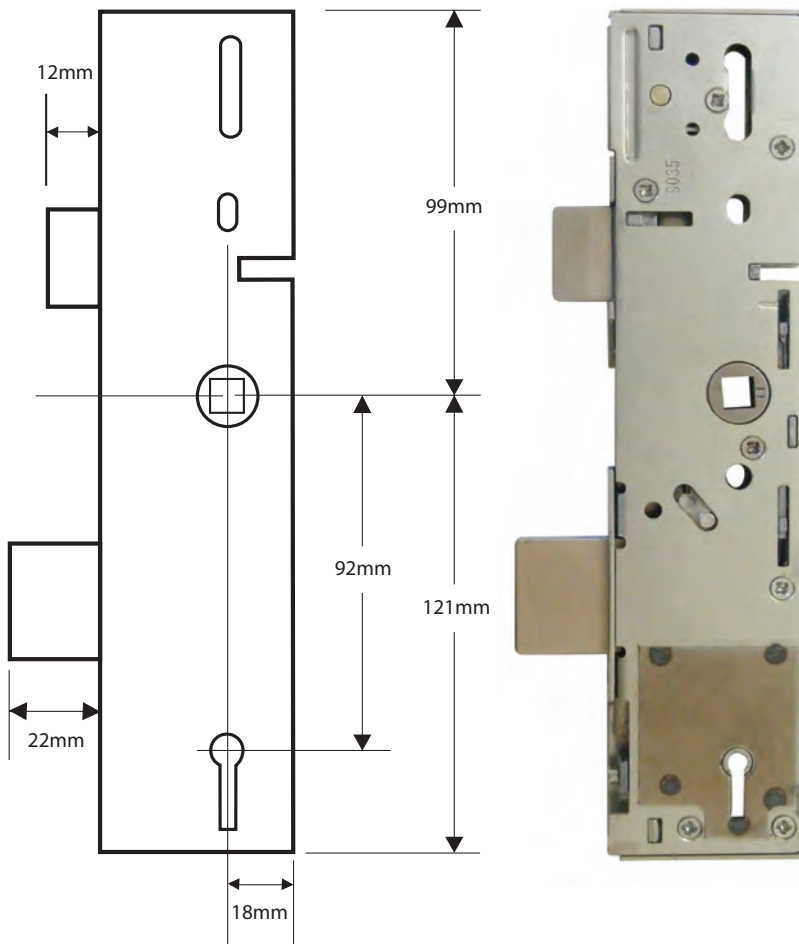
- One full turn of the key then push down on the lever to release.



Latch & Deadbolt

	Backset	Centres
LI6389	35	92
LI6390	45	92

○ Silver



Multi Point Locking Gearboxes



Latch & Hookbolt

Gearbox Only 35/92
45/92

Locking Method 'A' Lever Operation

FEATURES

- UK Profile Lock Case
- Split Spindle
- Latch & Hookbolt
- Centre Gearbox Only

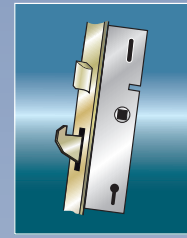
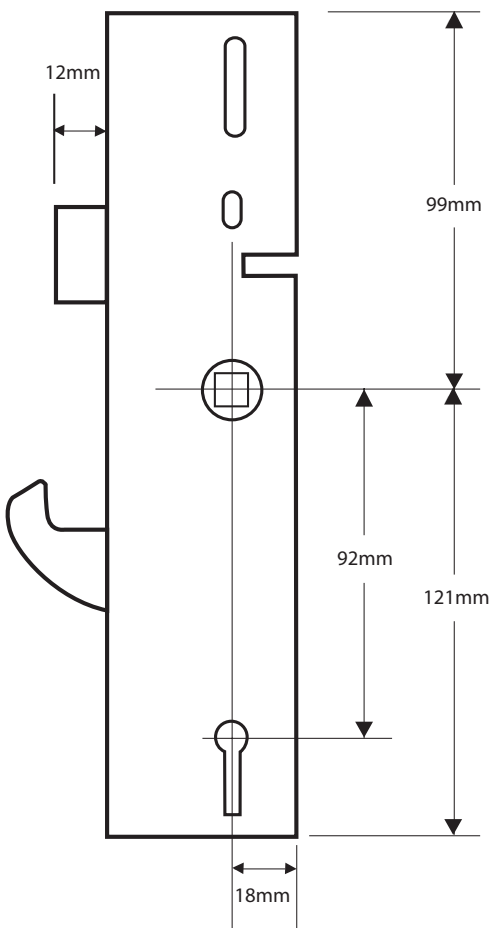
OPERATION

Locking

- Lift lever to engage locking mechanisms and then one full turn of the cylinder to lock.

Unlocking

- One full turn of the key then push down on the lever to release.



Latch & Hookbolt

	Backset	Centres
LI639I	35	92

○ Silver

Multi Point Locking Gearboxes

FUHR

Latch & Deadbolt

Gearbox Only 25/92
30/92
35/92
45/92

Locking Method 'A' Lever Operation

FEATURES

- Euro Profile Lock Case
- Latch & Deadbolt
- Centre Gearbox Only

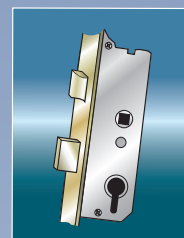

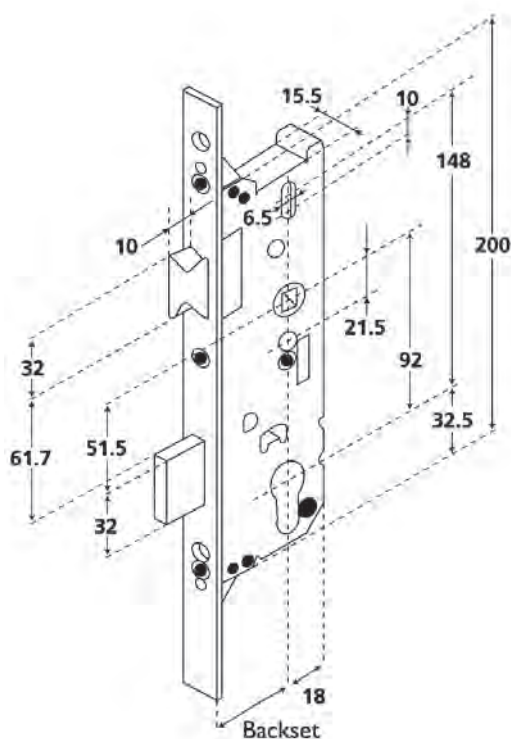
OPERATION

Locking

- Lift lever to engage locking mechanisms and then one full turn of the cylinder to lock.

Unlocking

- One full turn of the key then push down on the lever to release.



Latch & Deadbolt

	Backset	Centres
LI6217	25	92
LI6218	30	92
LI6219	35	92
LI6220	45	92

○ Silver

Multi Point Locking Gearboxes

fullex

Latch & Deadbolt

Gearbox Only (New Style) 35/68
45/68
Locking Method 'A' Lever Operation

FEATURES

- Euro Profile Lock Case
- Latch & Deadbolt
- Centre Gearbox Only
- New Style Shallow Latch version
- Split Spindle


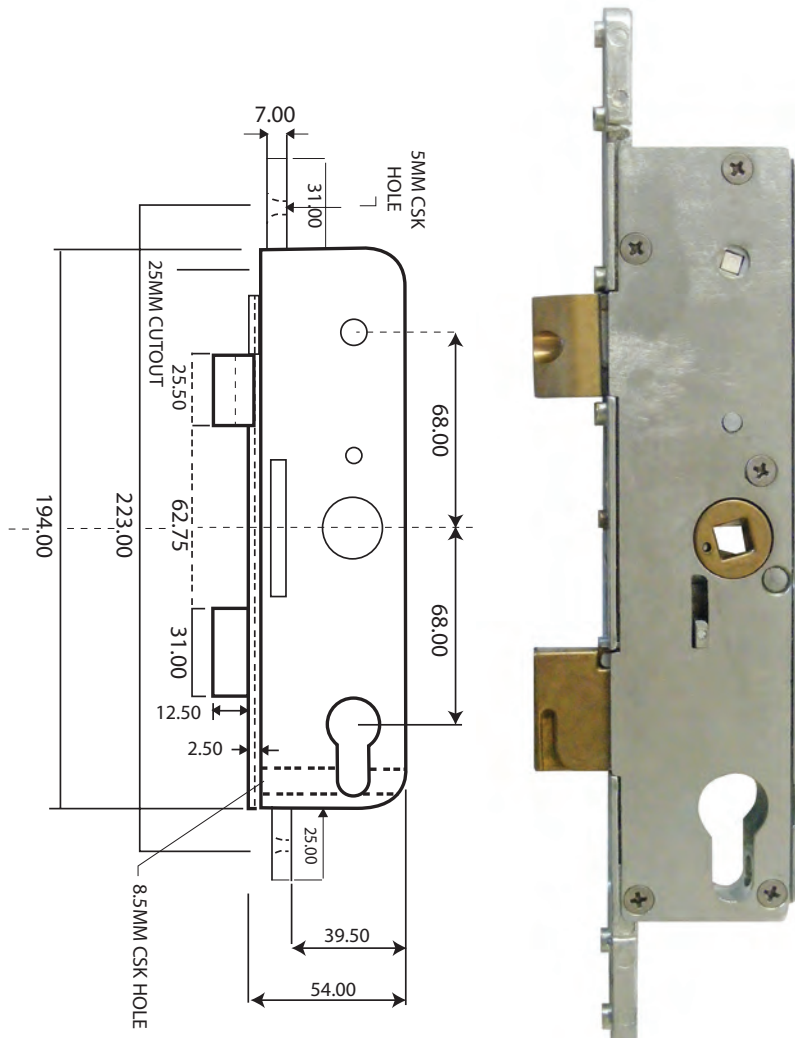
OPERATION

Locking

- Lift lever to engage locking mechanisms and then one full turn of the cylinder to lock.

Unlocking

- One full turn of the key then push down on the lever to release.



Latch & Deadbolt

	Backset	Centres
L15434	35	68
L15433	45	68

● Yellow Chromate

● Silver

Multi Point Locking Gearboxes

fullex

Latch & Deadbolt

Gearbox Only (Old Style)

35/68

Locking Method 'A' Lever Operation

FEATURES

- Euro Profile Lock Case
- Latch & Deadbolt
- Centre Gearbox Only
- Old style version
- Split Spindle

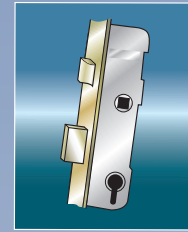
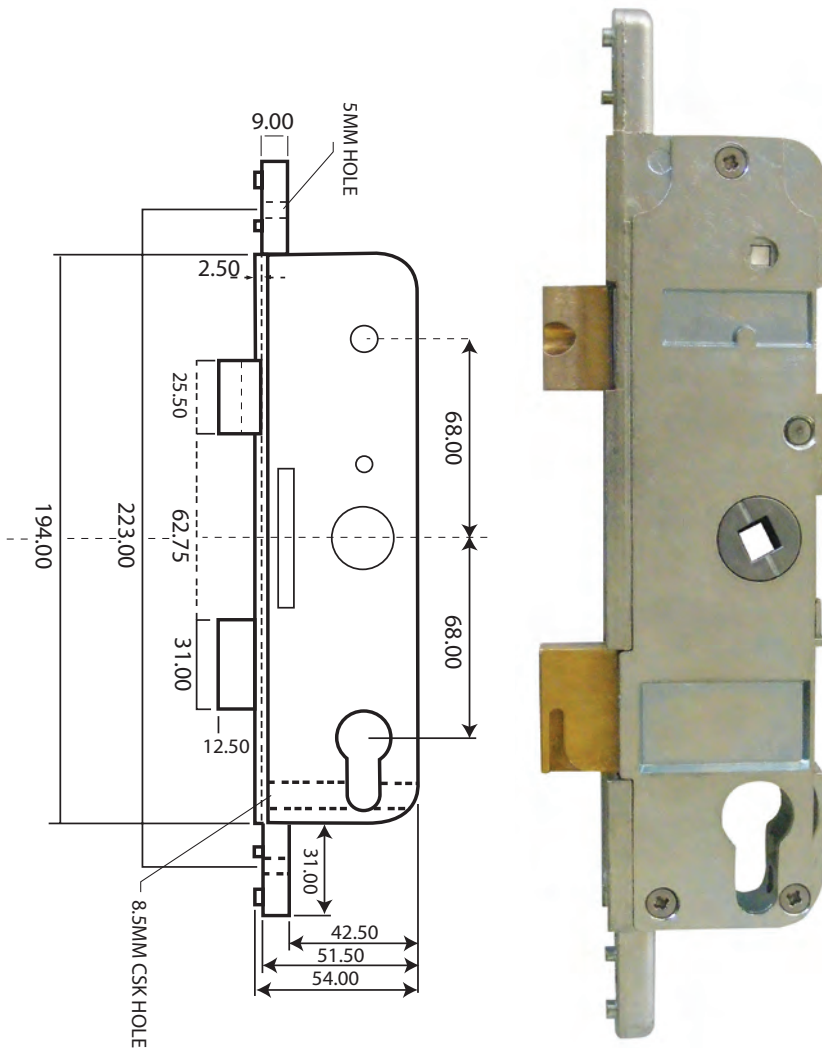
OPERATION

Locking

- Lift lever to engage locking mechanisms and then one full turn of the cylinder to lock.

Unlocking

- One full turn of the key then push down on the lever to release.



Latch & Deadbolt

	Backset	Centres
LI5436	35	68

 Yellow Chromate

Multi Point Locking Gearboxes



Latch & Deadbolt

Gearbox Only 28/92
35/92
Locking Method 'A' Lever Operation

FEATURES

- Euro Profile Lock Case
- Latch & Deadbolt
- Centre Gearbox Only

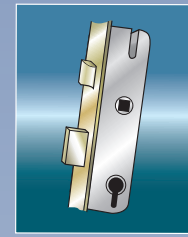
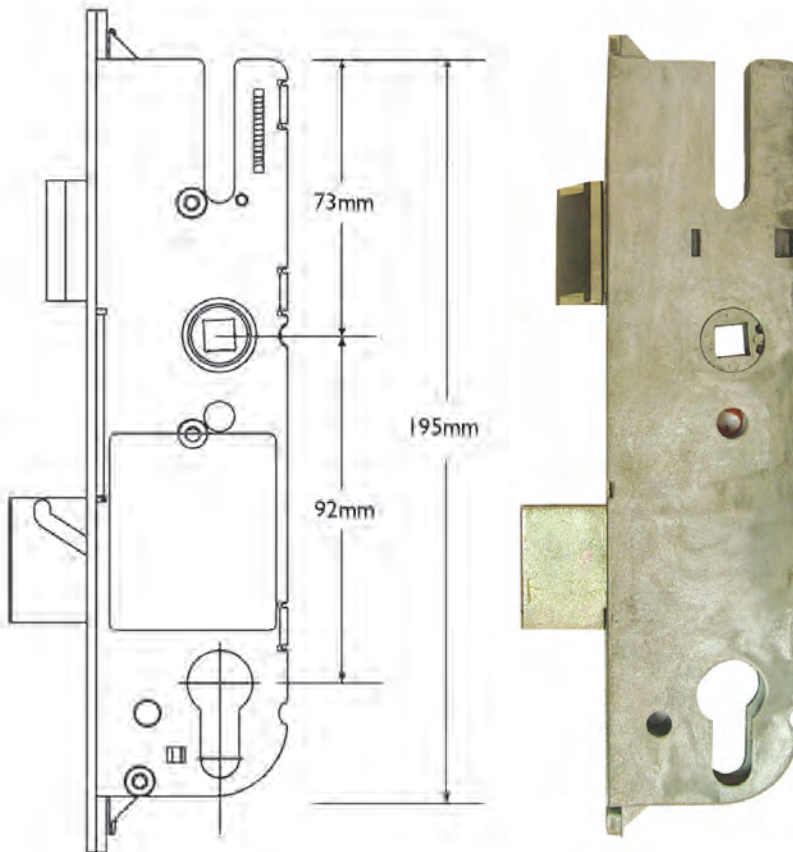
OPERATION

Locking

- Lift lever to engage locking mechanisms and then one full turn of the cylinder to lock.

Unlocking

- One full turn of the key then push down on the lever to release.



Latch & Deadbolt

	Backset	Centres
L16216	28	92
L16227	35	92

○ Silver

Multi Point Locking Gearboxes

LOCKMASTER Latch & Deadbolt

Gearbox Only 35/92
45/92

Locking Method 'A' Lever Operation

FEATURES

- Euro Profile Lock Case
- Latch & Deadbolt
- Centre Gearbox Only

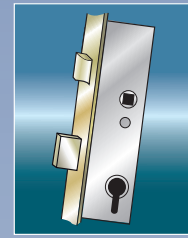
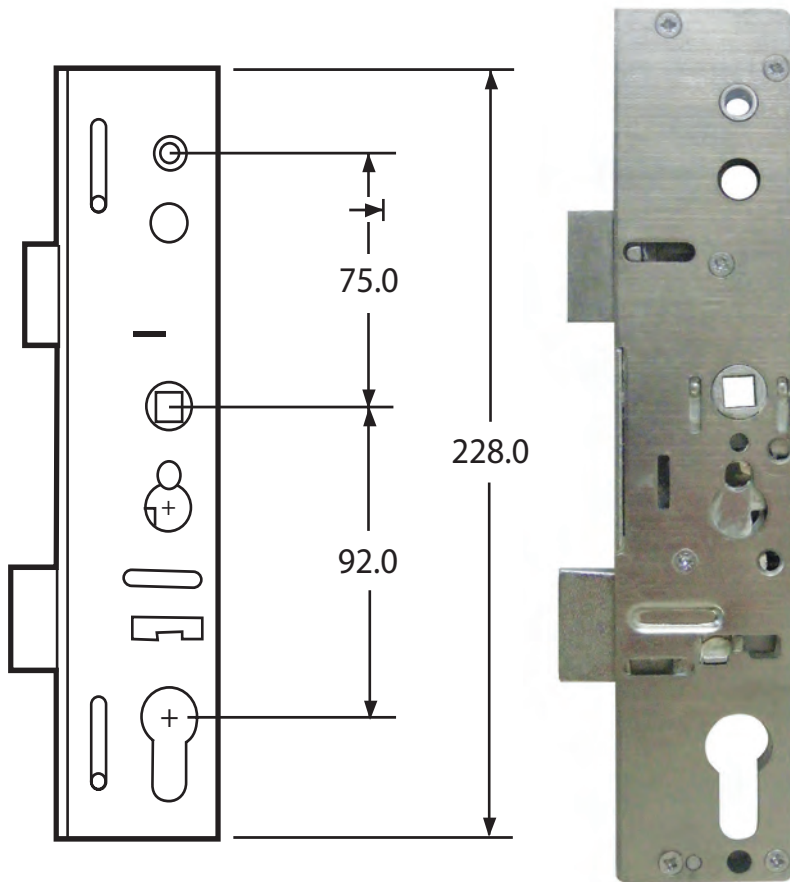
OPERATION

Locking

- Lift lever to engage locking mechanisms and then one full turn of the cylinder to lock.

Unlocking

- One full turn of the key then push down on the lever to release.



Latch & Deadbolt

	Backset	Centres
L15360	35	92
L15361	45	92

○ Silver

Multi Point Locking Gearboxes

LOCKMASTER Latch & Deadbolt

Gearbox Only 35/92
45/92
Locking Method 'A' Lever Operation

FEATURES

- Euro Profile Lock Case
- Twin Spindle
- Latch & Deadbolt
- Centre Gearbox Only


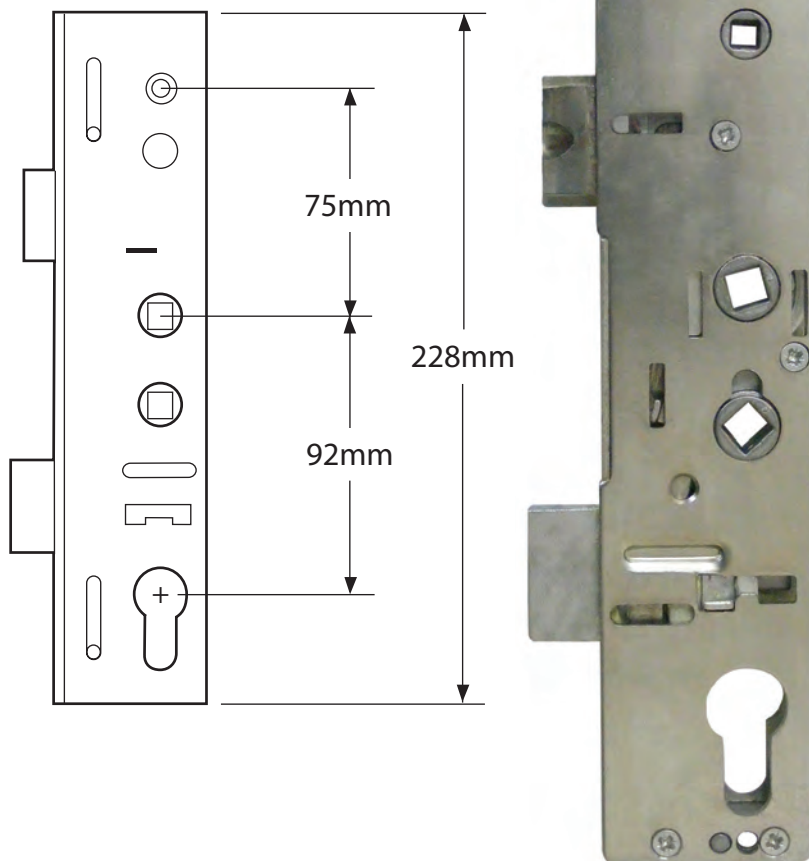
OPERATION

Locking

- Lift lever to engage locking mechanisms and then one full turn of the cylinder to lock.

Unlocking

- One full turn of the key then push down on the lever to release.



Latch & Deadbolt

	Backset	Centres
L17848	35	92
L17849	45	92

○ Silver

○ White ○ Silver ● Gold ● Brown



Latch & Deadbolt

Gearbox Only

3592

Locking Method 'A' Lever Operation

FEATURES

- Euro Profile Lock Case
- Latch & Deadbolt
- Centre Gearbox only

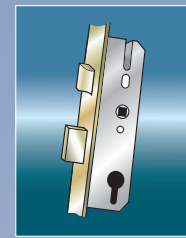
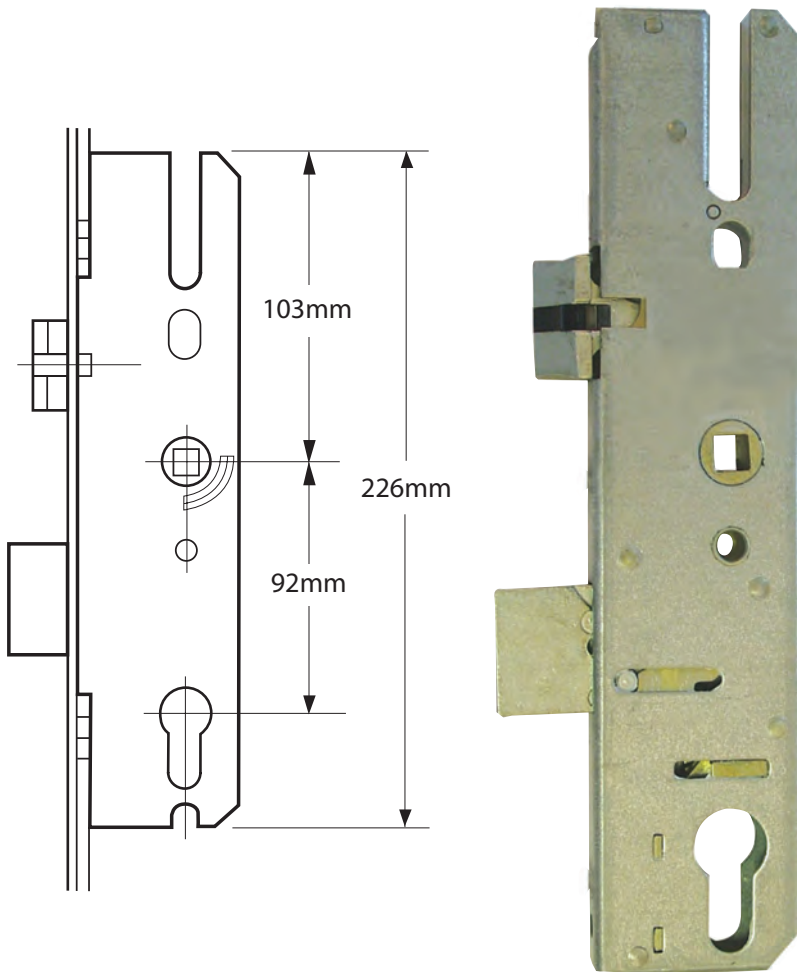
OPERATION

Locking

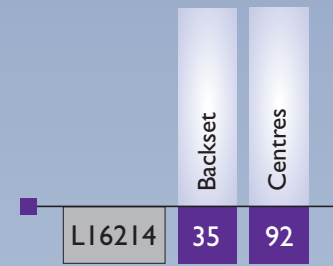
- Lift lever to engage locking mechanisms and then one full turn of the cylinder to lock.

Unlocking

- One full turn of the key then push down on the lever to release.




Latch & Deadbolt




○ Silver

Associated Products



Handles

- L13078
- L13079
- L13080



UPVC Lock

- | Non Locking | Locking |
|-------------|----------|
| ● AS3388 | ● AS3387 |
| ○ AS3391 | ○ AS3389 |

○ White ○ Silver ● Gold ● Brown

Multi Point Locking Gearboxes

MILA Latch & Deadbolt

Gearbox Only

35/92

Locking Method 'A' Lever Operation

FEATURES

- Euro Profile Lock Case
- Latch & Deadbolt

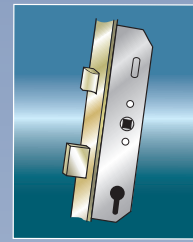
OPERATION

Locking

- Lift lever to engage locking mechanisms and then one full turn of the cylinder to lock.

Unlocking

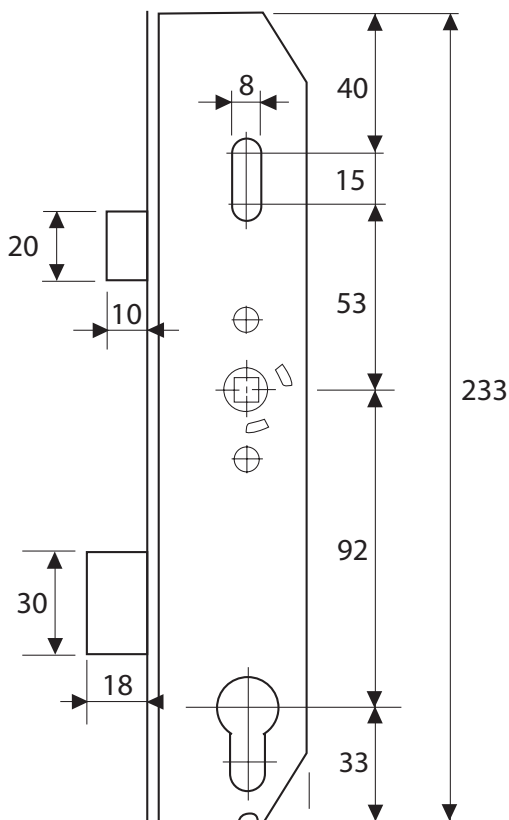
- One full turn of the key then push down on the lever to release.



Latch & Deadbolt

	Backset	Centres
L15419	35	92

○ Silver





Latch & Hookbolt

Gearbox Only

35/92-62

Locking Method 'A' Lever Operation

FEATURES

- Euro Profile Lock Case
- Latch & Hookbolt

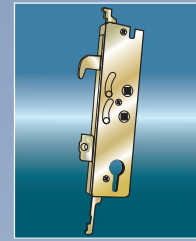
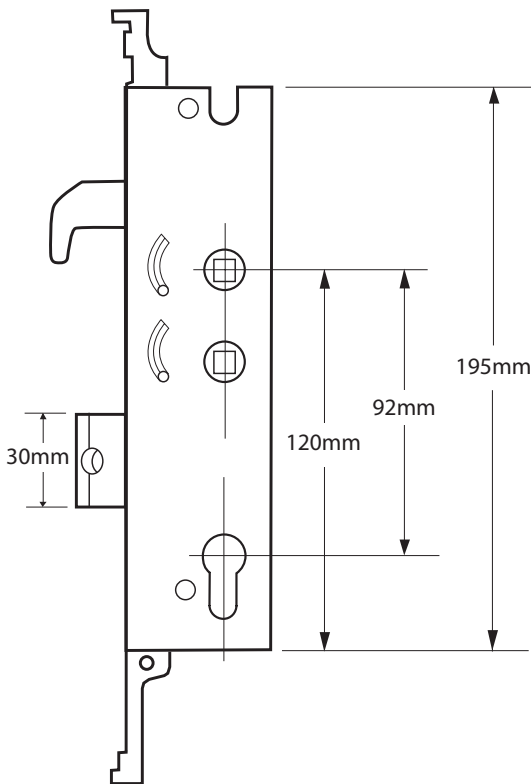
OPERATION

Locking

- Lift lever to engage locking mechanisms and then one full turn of the cylinder to lock.

Unlocking

- One full turn of the key then push down on the lever to release.



Latch & Hookbolt

	Backset	Centres
L17462	35	92/62

 Yellow Chrome

Multi Point Locking Multi Point Locks



Latch & Deadbolt

2 Hooks 3 Rollers

35/92

Locking Method 'A' Lever Operation

FEATURES

- Euro Profile Lock Case
- Latch & Deadbolt
- Hooks x 2
- Rollers x 3
- 16mm Faceplate


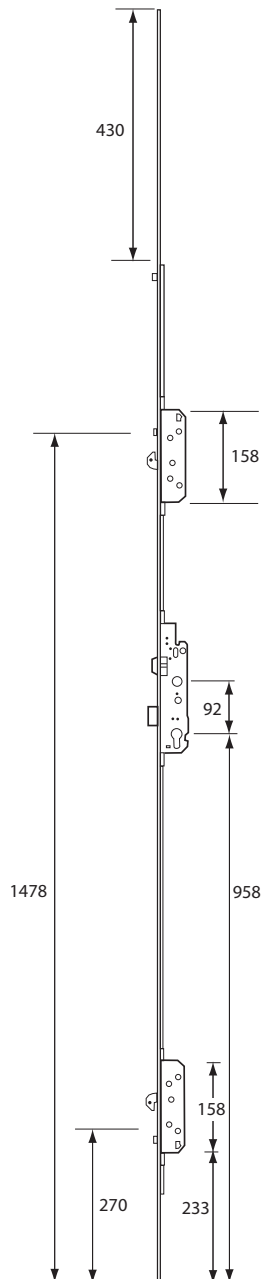
OPERATION

Locking

- Lift lever to engage locking mechanisms and then one full turn of the cylinder to lock.

Unlocking

- One full turn of the key then push down on the lever to release.



Hooks x 2

Rollers x 3

Latch & Deadbolt

Backset

Centres

Hooks

Rollers

L15612

35

92

2

3

Yellow Chromate

Associated Products



Handles

LI3078

LI3079

LI3080



Keeps

LI4405 Roller



UPVC Lock

Non Locking Locking

AS3388

AS3387

AS3391

AS3389

White

Silver

Gold

Brown

Multi Point Locking Multi Point Locks

Asgard Latch & Hookbolt

2 Hooks

35/92-70

Locking Method 'A' Lever Operation

FEATURES

- Euro Profile Lock Case
- Latch & Hookbolt
- Hooks x 2
- 16mm Faceplate

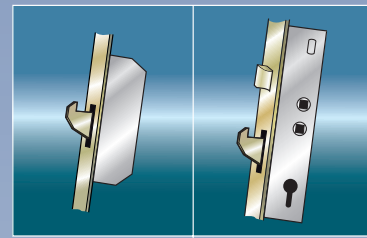
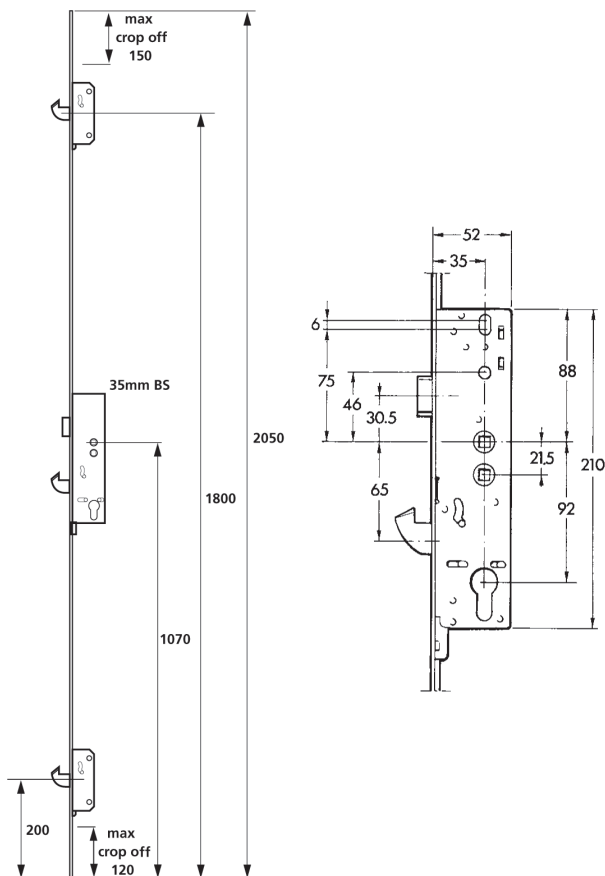
OPERATION

Locking

- Lift lever to engage locking mechanisms and then one full turn of the cylinder to lock.

Unlocking

- One full turn of the key then push down on the lever to release.



Hooks x 2

Latch & Hookbolt

Backset
Centres
Hooks

LI 5344


35

92/70

2


○ Silver

Associated Products



Handles

- LI 5456
- LI 5457
- LI 5458



UPVC Lock

Non Locking Locking

- AS3388 ● AS3387
- AS3391 ○ AS3389

○ White ○ Silver ● Gold ● Brown

Multi Point Locking Multi Point Locks



Latch & Deadbolt

2 Deadbolts 4 Rollers 35/92-62

Locking Method 'A' Lever Operation

FEATURES

- Euro Profile Lock Case
- Latch & Deadbolt
- Rollers x 4
- 16mm Faceplate


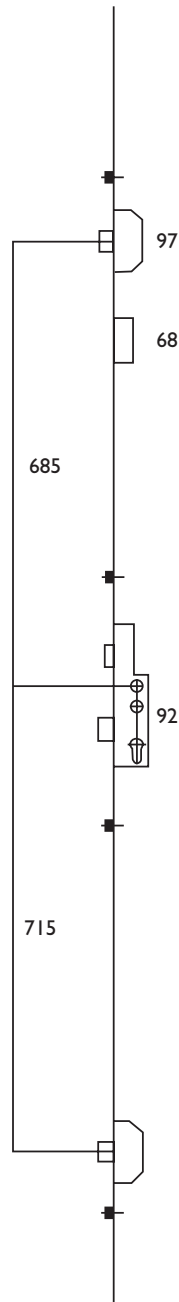
OPERATION

Locking

- Lift lever to engage locking mechanisms and then one full turn of the cylinder to lock.

Unlocking

- One full turn of the key then push down on the lever to release.



Deadbolts x 2


Rollers x 4

Latch & Deadbolt

	Backset	Centres	Deadbolts	Rollers
L15356	35	92/62	2	4

○ Silver

Associated Products



Handles

- L15456
- L15457
- L15458



Keeps

- L12049 LH Centre
- L12050 RH Centre



Keeps

- L14405 Roller



Keeps

- L15385 Hook



UPVC Lock

Non Locking Locking

- AS3388 ● AS3387
- AS3391 ○ AS3389

○ White ○ Silver ● Gold ● Brown

Multi Point Locking Multi Point Locks



Latch & Deadbolt

2 Hooks 2 Rollers

35/92-62

Locking Method 'A' Lever Operation

FEATURES

- Euro Profile Lock Case
- Twin Spindle
- Latch & Deadbolt
- Hooks x 2
- Rollers x 2
- 16mm Faceplate


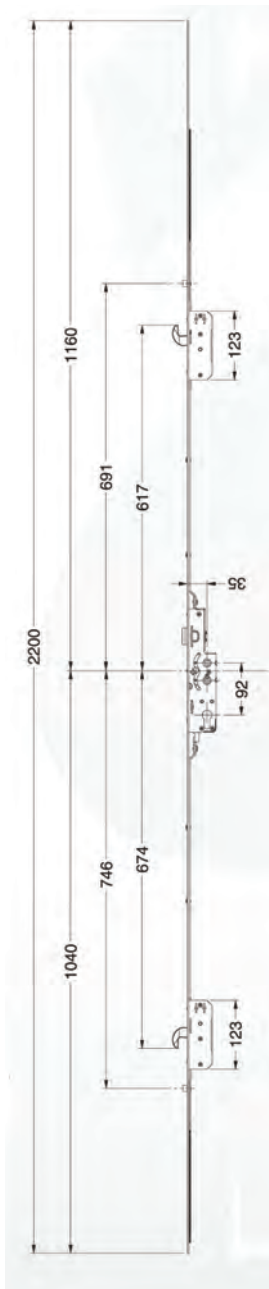
OPERATION

Locking

- Lift lever to engage locking mechanisms and then one full turn of the cylinder to lock.

Unlocking

- One full turn of the key then push down on the lever to release.



Deadbolts x 2

Rollers x 2

Latch & Deadbolt

Backset

Centres

Hooks

LI7414


35

92/62

2

○ Silver

Associated Products



Handles

○ LI5456

● LI5457

○ LI5458



Keeps

○ LI2049 LH Centre

○ LI2050 RH Centre



Keeps

○ LI4405 Roller



Keeps

○ LI5385 Hook



UPVC Lock

Non Locking Locking

● AS3388

● AS3387

○ AS3391

○ AS3389

○ White

○ Silver

● Gold

● Brown

Multi Point Locking Multi Point Locks



Latch & Deadbolt

2 Hooks 4 Rollers

35/92-62

Locking Method 'A' Lever Operation

FEATURES

- Euro Profile Lock Case
- Latch & Deadbolt
- Hooks x 2
- Rollers x 4
- 16mm Faceplate


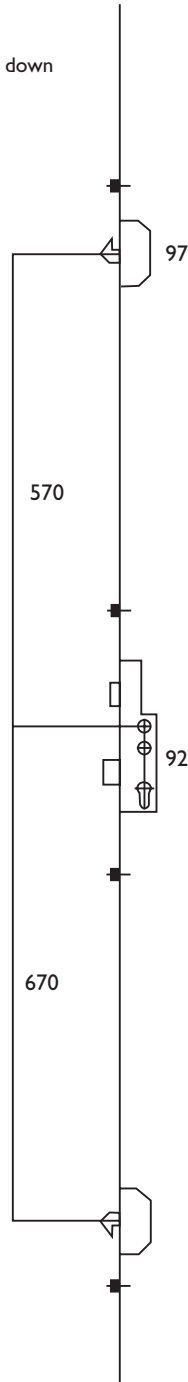
OPERATION

Locking

- Lift lever to engage locking mechanisms and then one full turn of the cylinder to lock.

Unlocking

- One full turn of the key then push down on the lever to release.



Hooks x 2

Rollers x 4

Latch & Deadbolt

	Backset	Centres	Hooks	Rollers
L15357	35	92/62	2	4

○ Silver

Associated Products



Handles

- L15456
- L15457
- L15458



Keeps

- L12049 LH Centre
- L12050 RH Centre



Keeps

- L14405 Roller



Keeps

- L15385 Hook



UPVC Lock

Non Locking Locking

- AS3388 ● AS3387
- AS3391 ○ AS3389

○ White ○ Silver ● Gold ● Brown

Multi Point Locking Multi Point Locks



Latch & Deadbolt

4 Rollers

35/92-62

Locking Method 'A' Lever Operation

FEATURES

- Euro Profile Lock Case
- Twin Spindle
- Latch & Deadbolt
- Rollers x 4
- 16mm Faceplate

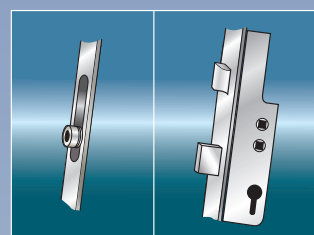
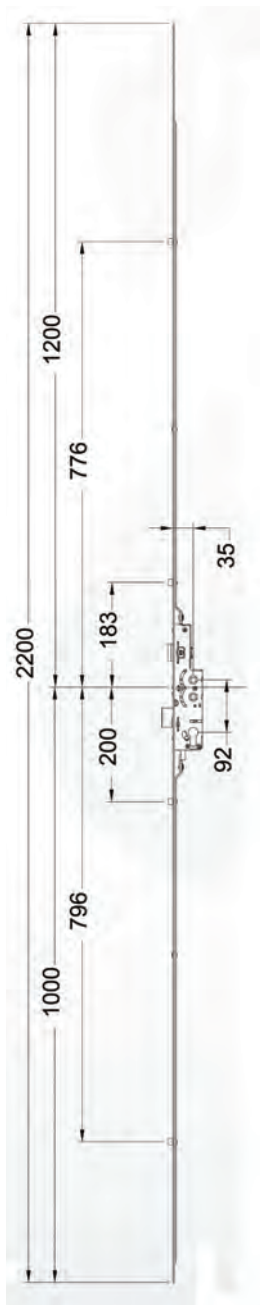
OPERATION

Locking

- Lift lever to engage locking mechanisms and then one full turn of the cylinder to lock.

Unlocking

- One full turn of the key then push down on the lever to release.



Rollers x 4

Latch & Deadbolt

Backset

Centres

Hooks

LI7415


35

92/62

2

○ Silver

Associated Products



Handles

- LI5456
- LI5457
- LI5458



Keeps

- LI2049 LH Centre
- LI2050 RH Centre



Keeps

- LI4405 Roller



UPVC Lock

Non Locking Locking

- AS3388 ● AS3387
- AS3391 ○ AS3389

○ White ○ Silver ● Gold ● Brown

Multi Point Locking Multi Point Locks



Latch & Deadbolt

2 Hooks 2 Rollers

35/92

Locking Method 'A' Lever Operation

FEATURES

- Euro Profile Lock Case
- Latch & Deadbolt
- Hooks x 2
- Rollers x 2
- Split Spindle
- 16mm Faceplate


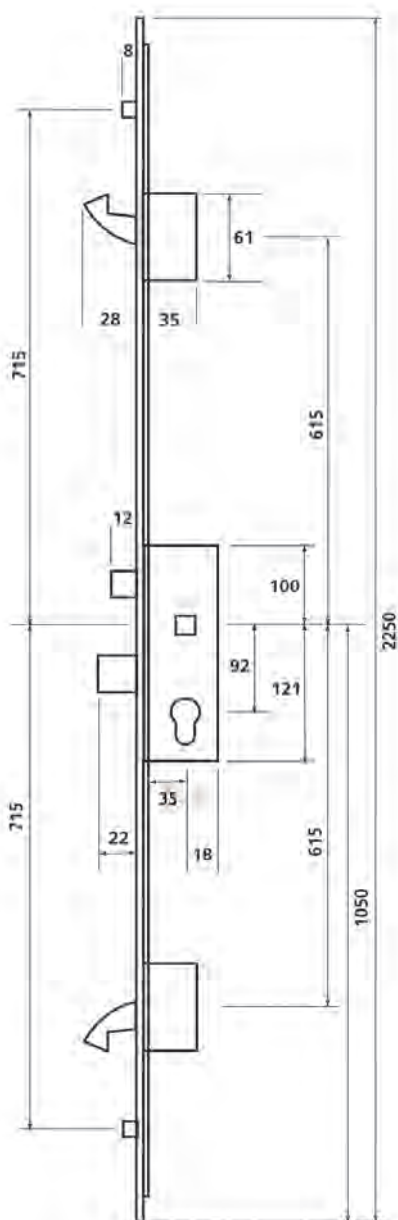
OPERATION

Locking

- Lift lever to engage locking mechanisms and then one full turn of the cylinder to lock.

Unlocking

- One full turn of the key then push down on the lever to release.



Hooks x 2

Rollers x 2

Latch & Deadbolt

	Backset	Centres	Hooks	Rollers
LI5438	35	92	2	2

○ Silver

Associated Products



Handles

- LI3078
- LI3079
- LI3080



Keeps

- LI2049 LH Centre
- LI2050 RH Centre



Keeps

- LI5385 Hook



Keeps

- LI2051 Roller



UPVC Lock

Non Locking Locking

- AS3388 ● AS3387
- AS3391 ○ AS3389

○ White ○ Silver ● Gold ● Brown

Multi Point Locking Multi Point Locks



Latch & Deadbolt

2 Hooks

45/92

Locking Method 'A' Lever Operation

FEATURES

- Euro Profile Lock Case
- Latch & Deadbolt
- Hooks x 2
- Split Spindle


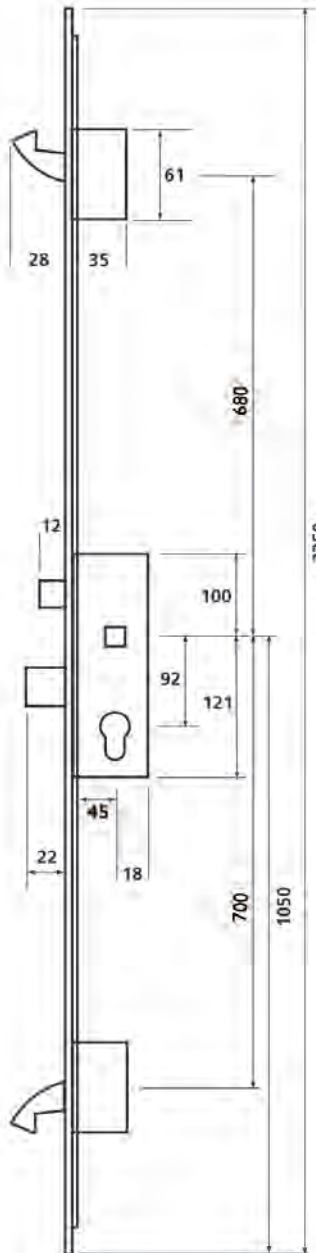
OPERATION

Locking

- Lift lever to engage locking mechanisms and then one full turn of the cylinder to lock.

Unlocking

- One full turn of the key then push down on the lever to release.




Hooks x 2

Latch & Deadbolt

	Backset	Centres	Hooks
LI5437	45	92	2

○ Silver

Associated Products



Handles

- LI3078
- LI3079
- LI3080




Keeps

- LI2049 LH Centre
- LI2050 RH Centre



Keeps

- LI5385 Hook



UPVC Lock

Non Locking Locking

- AS3388 ● AS3387
- AS3391 ○ AS3389

○ White ○ Silver ● Gold ● Brown

Multi Point Locking Multi Point Locks



Latch & Deadbolt

2 Hooks 20mm Radius Faceplate
(to suit timber door) 45/92

Locking Method 'A' Lever Operation

FEATURES

- Euro Profile Lock Case
- Latch & Deadbolt
- Hooks x 2
- Split Spindle
- 20mm Faceplate

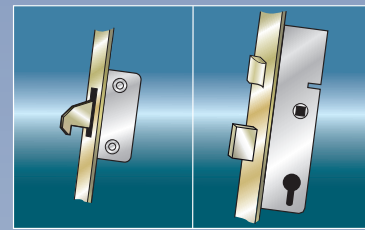
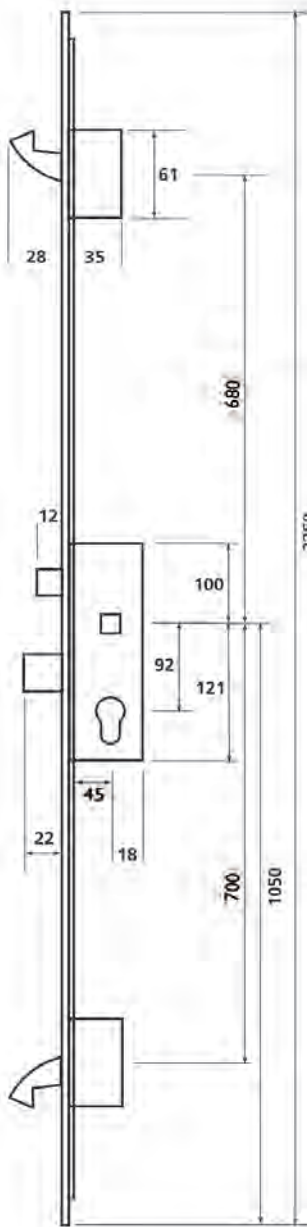
OPERATION

Locking

- Lift lever to engage locking mechanisms and then one full turn of the cylinder to lock.

Unlocking

- One full turn of the key then push down on the lever to release.



Hooks x 2

Latch & Deadbolt

	Backset	Centres	Hooks
LI5439	45	92	2

○ Silver

Associated Products



Handles

- LI3078
- LI3079
- LI3080




Keeps

- LI5571



Keeps

- LI5572



UPVC Lock

Non Locking Locking

- AS3388 ● AS3387
- AS3391 ○ AS3389

○ White ○ Silver ● Gold ● Brown

Multi Point Locking Multi Point Locks



Multi-Point Locking




Repair Lock

35/92

FEATURES


- The ERA Repair Lock replaces most existing multi-point locks fitted to UPVC doors.
- The lock fits conventional 16mm wide euro groove and is designed for lever or pad, left or right handing.
- The lock can be cut to length to suit a wide range of door heights and uses a traditional cylinder.
- The keep strip packers are universal and easily adjusted on site to suit the door frame profile.
- The lock uses conventional adjustable rollers for door seal compression and high tensile steel T bolts for anti-separation with adjustable keep plates.



	Backset	Centres
LI 4940	35	92


○ Silver

Associated Products



Handles


- LI 3078
- LI 3079
- LI 3080



UPVC Lock

- | | |
|---------------|-----------|
| ○ Non Locking | ● Locking |
| ● AS3388 | ● AS3387 |
| ○ AS3391 | ○ AS3389 |

○ White ○ Silver ● Gold ● Brown





Latch & Hookbolt

2 Hooks

45/92

Locking Method 'A' Lever Operation

FEATURES

- Latch & Hookbolt
- Hooks x 2
- Split Spindle
- 16mm Faceplate

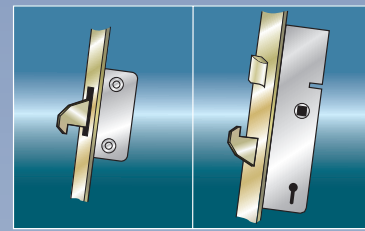
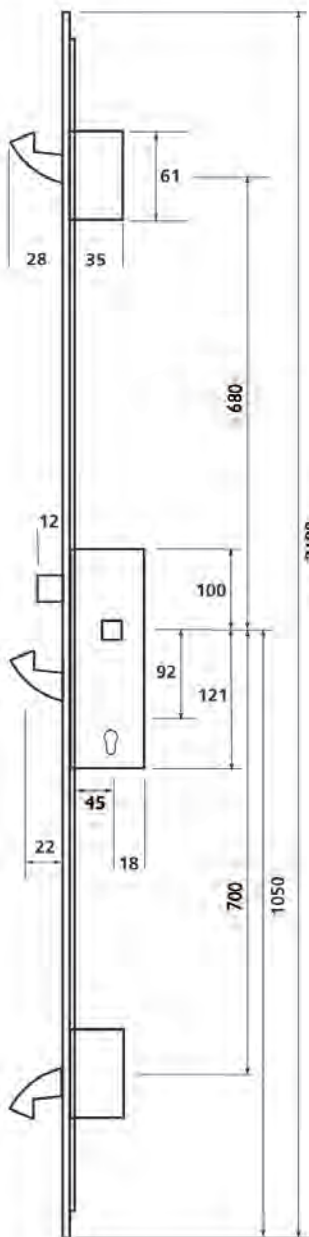
OPERATION

Locking

- Lift lever to engage locking mechanisms and then one full turn of the key to lock.

Unlocking

- One full turn of the key then push down on the lever to release.



Hooks x 2

Latch & Hookbolt

	Backset	Centres	Hooks
LI 6393	45	92	2

○ Silver

Associated Products



Handles

● LI 6399

○ LI 6400



RH

Keeps


○ LI 2049 LH Centre

○ LI 2050 RH Centre



Keeps

○ LI 5385 Hook



UPVC Lock

Non Locking Locking

● AS3388

● AS3387

○ AS3391

○ AS3389



White



Silver



Gold



Brown



Latch & Deadbolt

2 Hooks 20mm Radius Faceplate
(suit timber door) 45/92

Locking Method 'A' Lever Operation

FEATURES

- Latch & Deadbolt
- Hooks x 2
- Split Spindle
- 20mm Faceplate


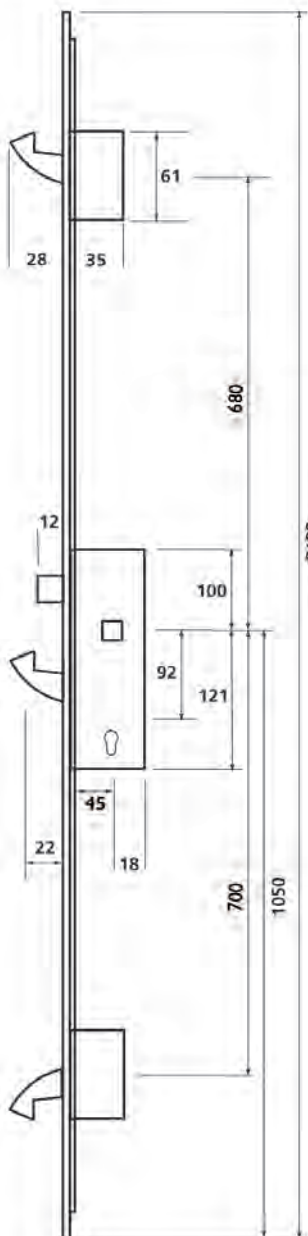
OPERATION

Locking

- Lift lever to engage locking mechanisms and then one full turn of the key to lock.

Unlocking

- One full turn of the key then push down on the lever to release.



Hooks x 2

Latch & Deadbolt

	Backset	Centres	Hooks
LI6392	45	92	2

○ Silver

Associated Products



Handles

● LI6399

○ LI6400




Keeps

○ LI5571



Keeps

○ LI5572



UPVC Lock

Non Locking

Locking

● AS3388

● AS3387

○ AS3391

○ AS3389



White



Silver



Gold



Brown

Multi Point Locking Multi Point Locks

FERCO INTERNATIONAL Latch Only

2 Rollers

28/70
35/70

Locking Method 'A' Lever Operation

FEATURES

- Euro Profile Lock Case
- Latch Only
- Rollers x 2
- 16mm Faceplate


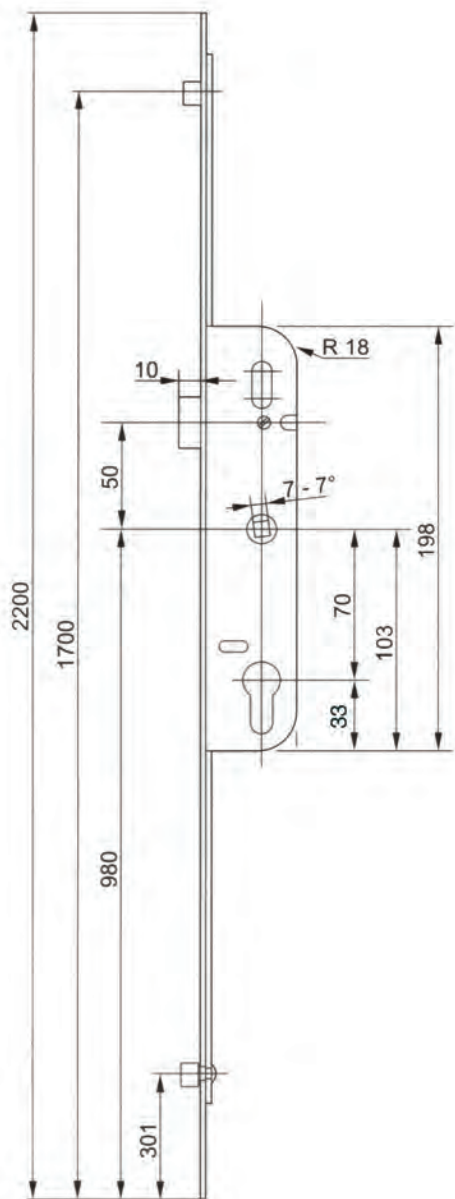
OPERATION

Locking

- Lift lever to engage locking mechanisms and then one full turn of the cylinder to lock.

Unlocking

- One full turn of the key then push down on the lever to release.




Rollers x 2

Latch

	Backset	Centres	Rollers
L11761	28	70	2
L11762	35	70	2

○ Silver

Associated Products



Handles

- L13087
- L15455
- L13088



Keeps

- L14405 Roller
- L14406 Latch



UPVC Lock

Non Locking Locking

- AS3388 ● AS3387
- AS3391 ○ AS3389

○ White ○ Silver ● Gold ● Brown

Multi Point Locking Multi Point Locks

FERCO Latch Only
INTERNATIONAL

4 Rollers

28/70
35/70

Locking Method 'A' Lever Operation

FEATURES

- Euro Profile Lock Case
- Latch Only
- Rollers x 4
- 16mm Faceplate


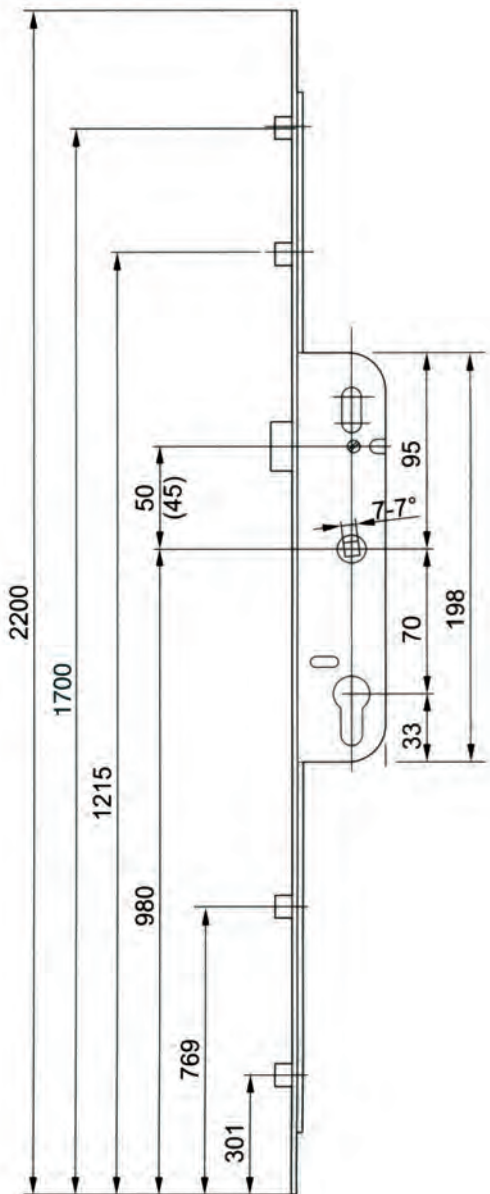
OPERATION

Locking

- Lift lever to engage locking mechanisms and then one full turn of the cylinder to lock.

Unlocking

- One full turn of the key then push down on the lever to release.




Rollers x 4

Latch

	Backset	Centres	Rollers
LI1759	28	70	4
LI1760	35	70	4

○ Silver

Associated Products




Handles

- LI3087
- LI5455
- LI3088



Keeps

- LI4405 Roller
- LI4406 Latch



UPVC Lock

Non Locking Locking

- AS3388 ● AS3387
- AS3391 ○ AS3389

○ White ○ Silver ● Gold ● Brown

Multi Point Locking Multi Point Locks



2 Small Hooks TRIPACT 40/70
50/70

New Version

Locking Method 'A' Lever Operation

FEATURES

- Euro Profile Lock Case
- Latch & Deadbolt
- Small Hooks x 2
- 20mm Faceplate

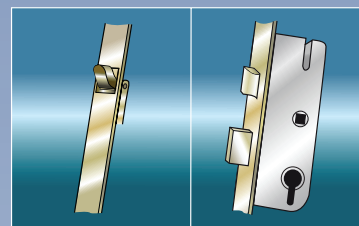
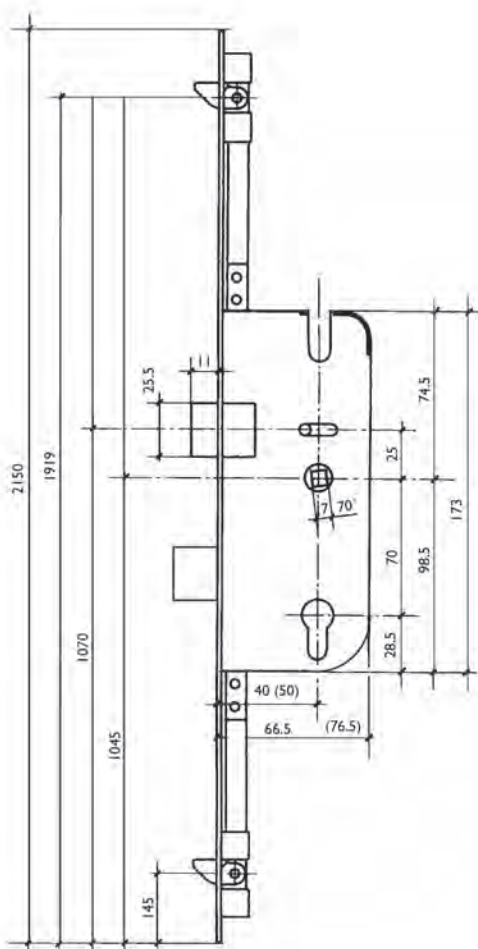
OPERATION

Locking

- Lift lever to engage locking mechanisms and then one full turn of the cylinder to lock.

Unlocking

- One full turn of the key then push down on the lever to release.




Hooks x 2

Latch & Deadbolt

	Backset	Centres	Small Hooks
L15347	40	70	2
L15348	50	70	2

○ Silver

Associated Products



Handles

- L13087
- L15455
- L13088



Keeps

- L15571



Keeps

- L15572



UPVC Lock

Non Locking Locking

- AS3388 ● AS3387
- AS3391 ○ AS3389

○ White ○ Silver ● Gold ● Brown

Multi Point Locking Multi Point Locks

FUHR Latch & Deadbolt

2 Hooks 2 Rollers

35/92

Locking Method 'C' Lever Operation

FEATURES

- Euro Profile Lock Case
- Latch & Deadbolt
- Hooks x 2
- Rollers x 2
- 16mm Faceplate


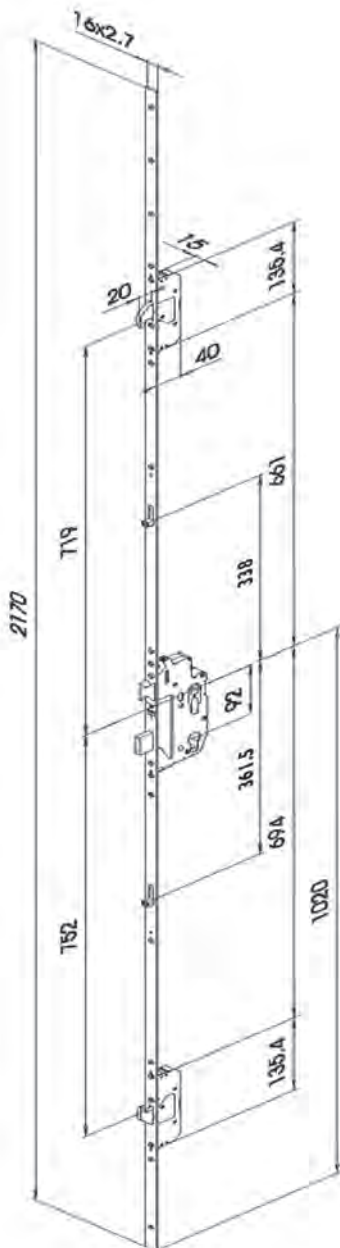
OPERATION

Locking

- Two full turns of the key to lock.

Unlocking

- Two full turns of the key to unlock.
An extra turn withdraws the latch.



Hooks x 2

Rollers x 2

Latch & Deadbolt

	Backset	Centres	Hooks	Rollers
LI5591	35	92	2	2

○ Silver

Associated Products



Handles

- LI3078
- LI3079
- LI3080



Keeps

- LI5566 RH Centre
- LI5567 LH Centre
- LI5568 Hook
- LI2051 Roller



UPVC Lock

Non Locking Locking

- AS3388 ● AS3387
- AS3391 ○ AS3389

○ White ○ Silver ● Gold ● Brown

Multi Point Locking Multi Point Locks

FUHR Latch & Deadbolt

4 Rollers

35/92

Locking Method 'C' Lever Operation

FEATURES

- Euro Profile Lock Case
- Latch & Deadbolt
- Rollers x 4
- 16mm Faceplate


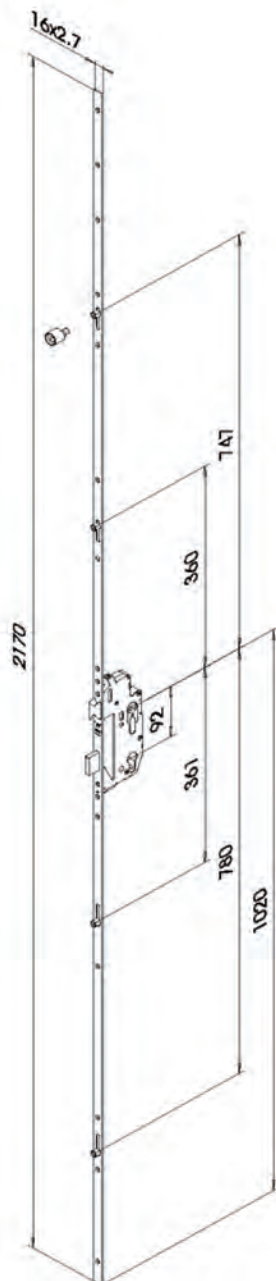
OPERATION

Locking

- Two full turns of the key to lock.

Unlocking

- Two full turns of the key to unlock.
An extra turn withdraws the latch.



Rollers x 4

Latch & Deadbolt

	Backset	Centres	Rollers
L15596	35	92	4

○ Silver

Associated Products




Handles

- L13078
- L13079
- L13080



Keeps

- L15566 RH Centre
- L15567 LH Centre
- L12051 Roller



UPVC Lock

Non Locking Locking

- AS3388 ● AS3387
- AS3391 ○ AS3389

○ White ○ Silver ● Gold ● Brown

Multi Point Locking Multi Point Locks

FUHR Latch & Deadbolt

2 Hooks 2 Rollers

35/92

Locking Method 'A' Lever Operation

FEATURES

- Euro Profile Lock Case
- Latch & Deadbolt
- Hooks x 2
- Rollers x 2
- 16mm Faceplate

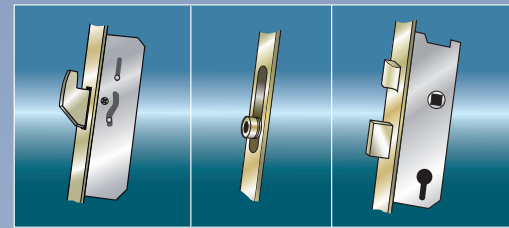
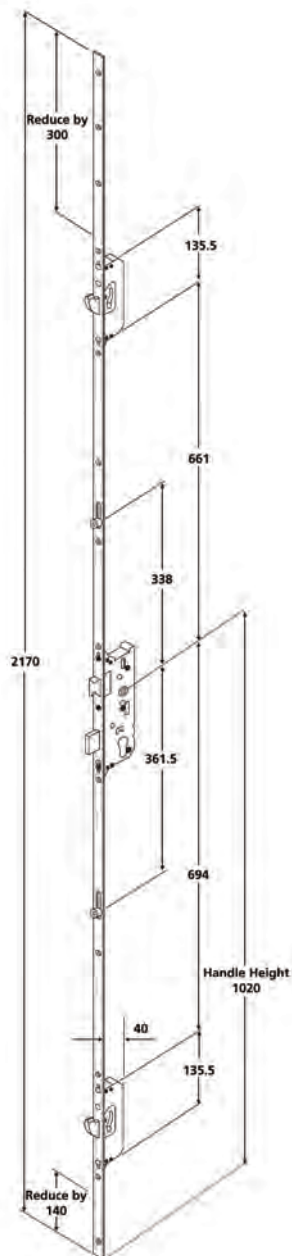
OPERATION

Locking

- Lift lever to engage locking mechanisms and then one full turn of the cylinder to lock.

Unlocking

- One full turn of the key then push down on the lever to release.



Hooks x 2

Rollers x 2

Latch & Deadbolt

	Backset	Centres	Hooks	Rollers
LI5595	35	92	2	2

○ Silver

Associated Products



Handles

- LI3078
- LI3079
- LI3080



Keeps

- LI5566 RH Centre
- LI5567 LH Centre
- LI2051 Roller



UPVC Lock

Non Locking Locking

- AS3388 ● AS3387
- AS3391 ○ AS3389

○ White ○ Silver ● Gold ● Brown

Multi Point Locking Multi Point Locks

FUHR

Latch & Deadbolt

2 Roundbolts 2 Rollers

30/92
35/92

Locking Method 'A' Lever Operation

FEATURES

- Euro Profile Lock Case
- Latch & Deadbolt
- Roundbolts x 2
- Rollers x 2
- 16mm Faceplate

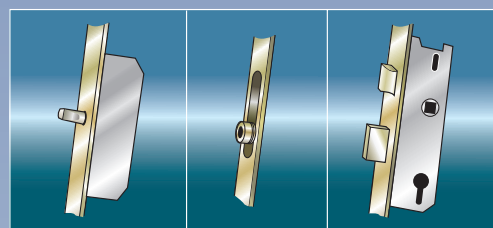
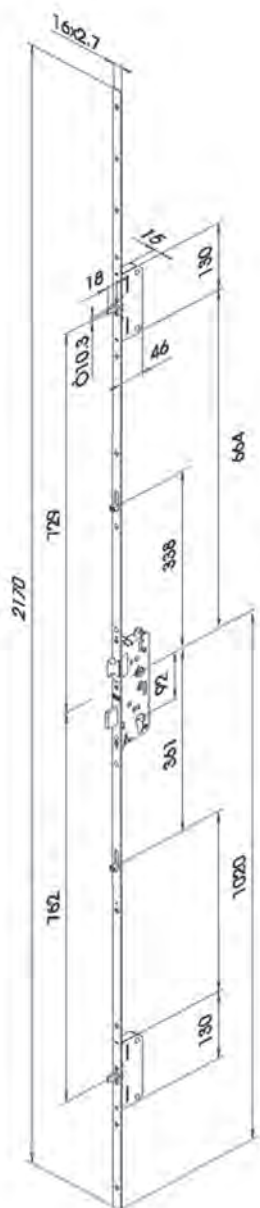
OPERATION

Locking

- Lift lever to engage locking mechanisms and then one full turn of the cylinder to lock.

Unlocking

- One full turn of the key then push down on the lever to release.



Roundbolts x 2

Rollers x 2

Latch & Deadbolt

	Backset	Centres	Roundbolts	Rollers
L15600	30	92	2	2
L15594	35	92	2	2

○ Silver

Associated Products



Handles

- L13078
- L13079
- L13080



Keeps

- L15566 RH Centre
- L15567 LH Centre
- L12051 Roller



Keeps

- L15385 Hook



UPVC Lock

Non Locking Locking

- AS3388 ● AS3387
- AS3391 ○ AS3389

○ White ○ Silver ● Gold ● Brown

Multi Point Locking Multi Point Locks

FUHR Latch & Deadbolt

4 Rollers 25/92
30/92
35/92
45/92

Locking Method 'A' Lever Operation

FEATURES

- Euro Profile Lock Case
- Latch & Deadbolt
- Rollers x 4
- 16mm Faceplate

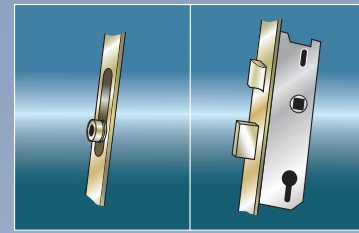
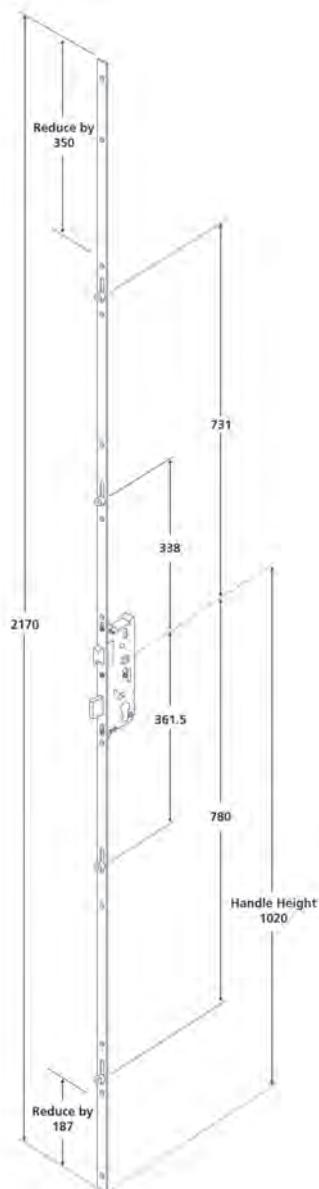
OPERATION

Locking

- Lift lever to engage locking mechanisms and then one full turn of the cylinder to lock.

Unlocking

- One full turn of the key then push down on the lever to release.



Rollers x 4

Latch & Deadbolt

	Backset	Centres	Rollers
L15597	25	92	4
L15592	30	92	4
L15598	35	92	4
L15593	45	92	4

Silver

Associated Products



Handles

- L13078
- L13079
- L13080



Keeps

- L15566 RH Centre
- L15567 LH Centre
- L12051 Roller



UPVC Lock

Non Locking Locking

- AS3388 AS3387
- AS3391 AS3389

White Silver Gold Brown

fullex Latch & Deadbolt

2 Deadbolts

35/92-62
45/92-62
55/92-62

FEATURES

- Euro Profile Lock Case
- Twin Spindle
- Latch & Deadbolt
- Deadbolts x 2
- 20mm Faceplate

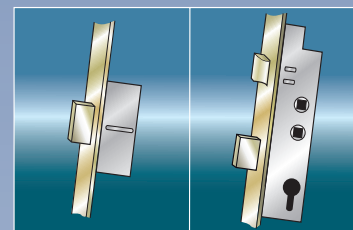

OPERATION

Locking

- Lift lever to engage locking mechanisms and then one full turn of the cylinder to lock.

Unlocking

- One full turn of the key then push down on the lever to release.



Deadbolts x 2 Latch & Deadbolt

	Backset	Centres	Deadbolts
L17405	35	92/62	2
L17407	45	92/62	2
L17409	55	92/62	2


○ Silver

Associated Products




Handles

- L13093
- L13094



Handles

- L13095
- L13096



Keeps

- L12050 RH Centre
- L12049 LH Centre
- L15386 Deadbolt



UPVC Lock

- | | |
|-------------|----------|
| Non Locking | Locking |
| ● AS3388 | ● AS3387 |
| ○ AS3391 | ○ AS3389 |

○ White ○ Silver ● Gold ● Brown

fullex Latch & Deadbolt

2 Hooks

35/92-62
45/92-62
55/92-62

FEATURES

- Euro Profile Lock Case
- Twin Spindle
- Latch & Deadbolt
- Hooks x 2
- 20mm Faceplate

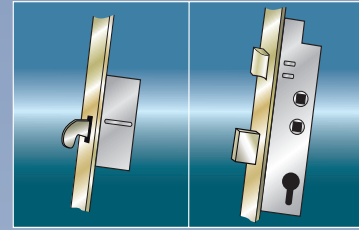

OPERATION

Locking

- Lift lever to engage locking mechanisms and then one full turn of the cylinder to lock.

Unlocking

- One full turn of the key then push down on the lever to release.



Hooks x 2

Latch & Deadbolt

	Backset	Centres	Hookbolts
L17404	35	92/62	2
L17406	45	92/62	2
L17408	55	92/62	2


○ Silver

Associated Products



Handles

- L13093
- L13094




Handles

- L13095
- L13096



Keeps

- L15385 Hook
- L12049 LH Centre
- L12050 RH Centre



UPVC Lock

- | | |
|-------------|----------|
| Non Locking | Locking |
| ● AS3388 | ● AS3387 |
| ○ AS3391 | ○ AS3389 |

○ White ○ Silver ● Gold ● Brown

Multi Point Locking Multi Point Locks

fullex Latch & Deadbolt

2 Deadbolts

35/68

Locking Method 'A' Lever Operation

FEATURES

- Euro Profile Lock Case
- Latch & Deadbolt
- Deadbolts x 2
- Split Spindle
- 16mm Faceplate

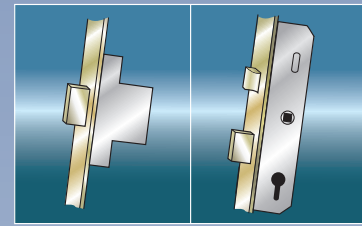
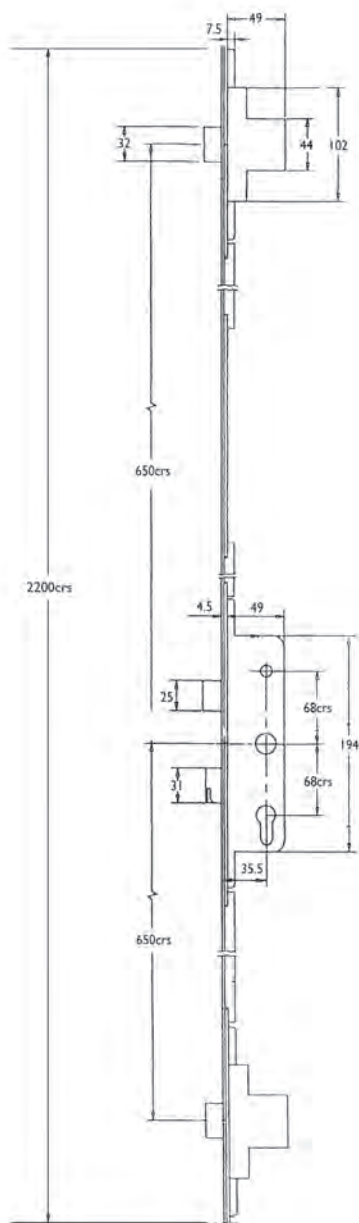
OPERATION

Locking

- Lift lever to engage locking mechanisms and then one full turn of the cylinder to lock.

Unlocking

- One full turn of the key then push down on the lever to release.




Deadbolts x 2 Latch & Deadbolt

	Backset	Centres	Deadbolts
L15432	35	68	2


○ Silver

Associated Products



Handles

- L13097
- L13098
- L17779



Handles

- L13099
- L13100
- L17780



Keeps

- L12050 RH Centre
- L12049 LH Centre
- L15386 Deadbolt



UPVC Lock

Non Locking Locking

- AS3388 ● AS3387
- AS3391 ○ AS3389

○ White ○ Silver ● Gold ● Brown

Multi Point Locking Multi Point Locks

fullex Latch & Deadbolt

2 Deadbolts, 1 Hook

35/68

FEATURES

- Euro Profile Lock Case
- Latch & Deadbolt
- Deadbolts x 2
- Hook x 1
- Split Spindle
- 16mm Faceplate

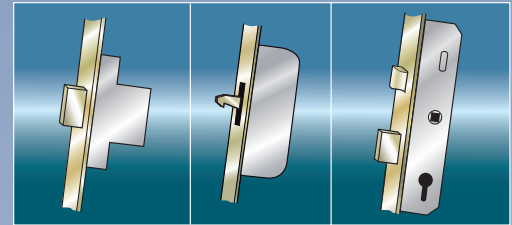
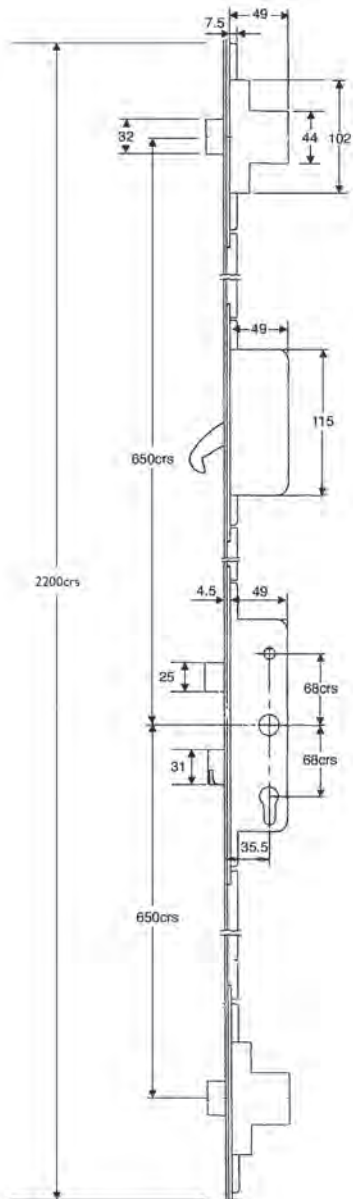
OPERATION

Locking

- Lift lever to engage locking mechanisms and then one full turn of the cylinder to lock.

Unlocking

- One full turn of the key then push down on the lever to release.



Deadbolts x 2

Hook x 1

Latch & Deadbolt

Backset

Centres

Deadbolts

Hooks

LI5431

35


68

2

1


○ Silver

Associated Products



Handles

- LI3097
- LI3098
- LI7779




Handles

- LI3099
- LI3100
- LI7780



Keeps

- LI5386
- LI5385 Hook
- LI2049 LH Centre
- LI2050 RH Centre



UPVC Lock

Non Locking Locking

- AS3388 ● AS3387
- AS3391 ○ AS3389

○ White ○ Silver ● Gold ● Brown

Multi Point Locking Multi Point Locks



Security A-Opener 6-29720-11-0-1

35/92

Locking Method 'A' Lever Operation

FEATURES

- Keywind Operation
- 16mm Faceplate


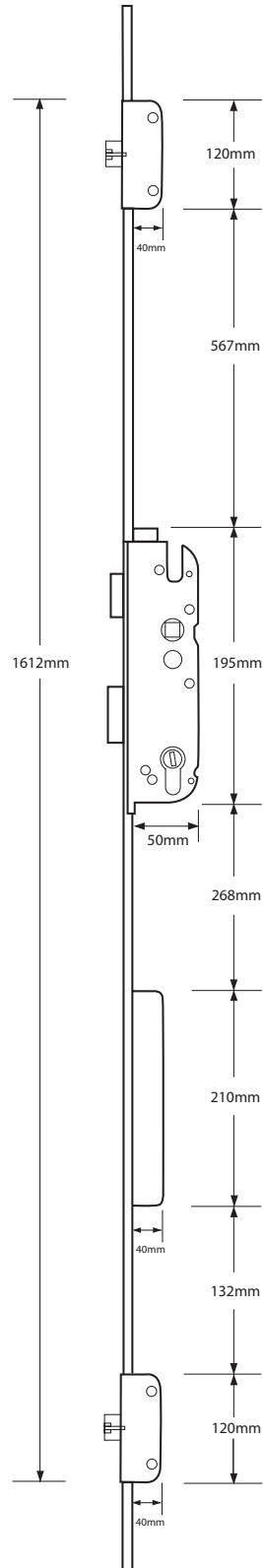
OPERATION

Locking

- Unit automatically locks when the door is closed
- The centre case deadbolt only operates on turn of key

Unlocking

- **The unit will unlock under the following conditions:**
- When 12V DC 2A is applied
- On turn of the key
- On operation of inside lever handle (providing centre case deadbolt is not thrown)



Deadbolts x 2

Power Supply

Latch & Deadbolt

	Backset	Centres	Deadbolts
L16403	35	92	2

○ Silver


Associated Products



Handles

● L13095

○ L13096



○ L16401 Fixing Plate



Keeps

○ L15386 Deadbolt

○ L12049 LH Centre


○ L12050 RH Centre

○ L15610 Packers



Power Supply

○ AS9101



UPVC Lock

Non Locking Locking

● AS3388 ● AS3387

○ AS3391 ○ AS3389

○ White ○ Silver ● Gold ● Brown

Multi Point Locking Multi Point Locks



Latch & Deadbolt

2 Deadbolts

35/92

Locking Method 'B' Auto Lock

FEATURES

- Euro Profile Lock Case
- Latch & Deadbolt
- Deadbolts x 2

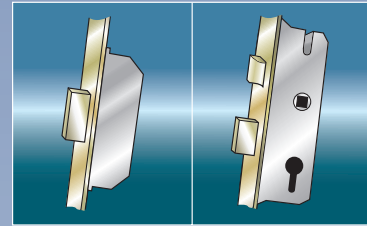
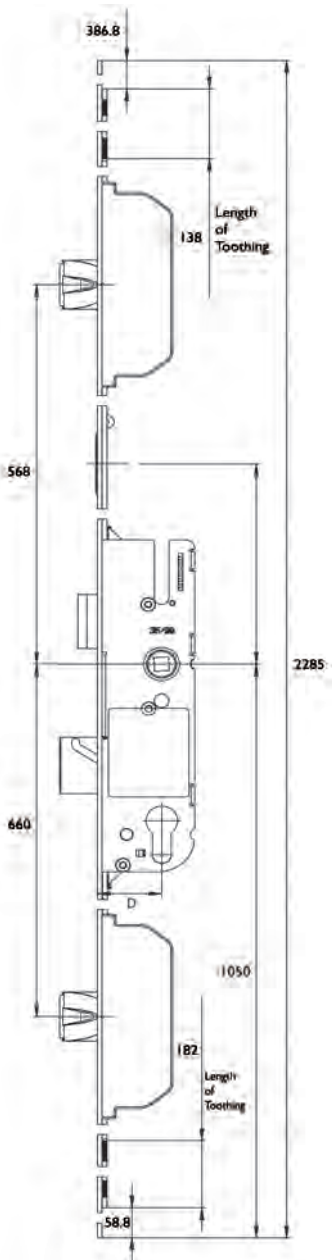
OPERATION

Locking

- Lift handle to fully lock.

Unlocking

- One full turn of the key then push down on the lever to release.



Deadbolts x 2

Latch & Deadbolt

	Backset	Centres	Deadbolts
LI1756	35	92	2

○ Silver

Associated Products



Handles

- LI3078
- LI3079
- LI3080



Keeps

- LI5386 Deadbolt
- LI2049 LH Centre
- LI2050 RH Centre



UPVC Lock

Non Locking Locking

- AS3388 ● AS3387
- AS3391 ○ AS3389

○ White ○ Silver ● Gold ● Brown

Multi Point Locking Multi Point Locks



Latch & Deadbolt

2 Deadbolts

28/92
35/92

Locking Method 'A' Lever Operation

FEATURES

- Euro Profile Lock Case
- Latch & Deadbolt
- Deadlocks x 2
- 16mm Faceplate


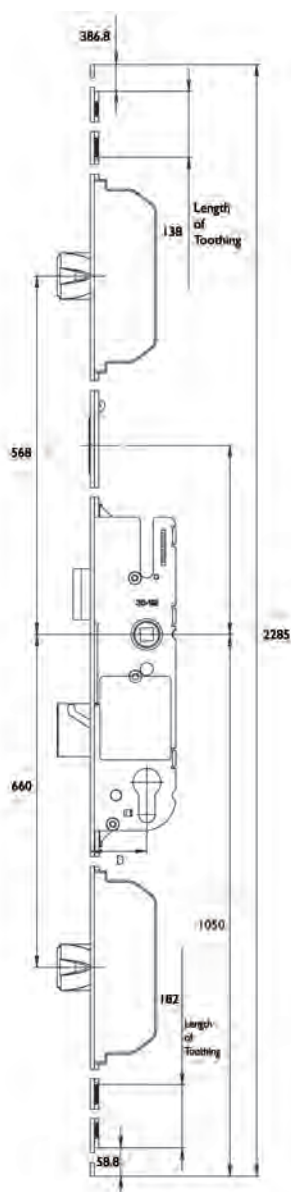
OPERATION

Locking

- Lift lever to engage locking mechanisms and then one full turn of the cylinder to lock.

Unlocking

- One full turn of the key then push down on the lever to release.



Deadbolts x 2

Latch & Deadbolt

	Backset	Centres	Deadbolts
LI 1749	28	92	2
LI 1750	35	92	2

○ Silver

Associated Products



Handles

- LI3078
- LI3079
- LI3080



Keeps

- LI5386 Deadbolt
- LI2049 LH Centre
- LI2050 RH Centre



UPVC Lock

- | | |
|---------------|-----------|
| ○ Non Locking | ○ Locking |
| ● AS3388 | ● AS3387 |
| ○ AS3391 | ○ AS3389 |

○ White ○ Silver ● Gold ● Brown

Multi Point Locking Multi Point Locks



Latch & Deadbolt

2 Deadbolts

28/92
35/92

Locking Method 'A' Lever Operation

FEATURES

- Euro Profile Lock Case
- Latch & Deadbolt
- Deadlocks x 2
- 16mm Faceplate

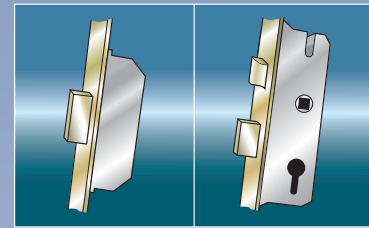
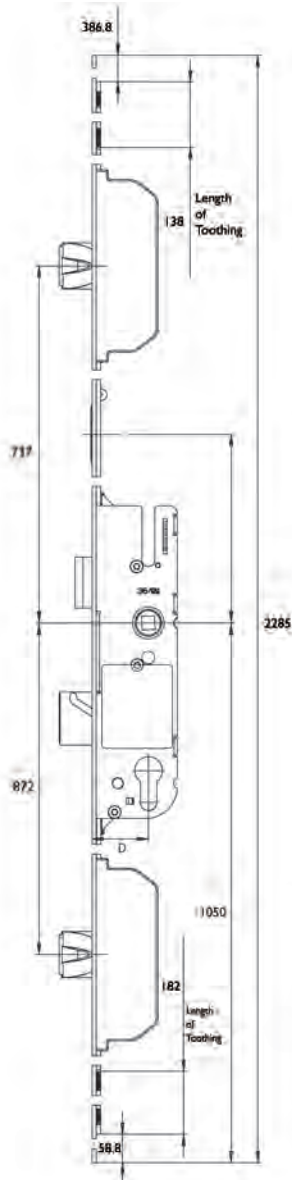
OPERATION

Locking

- Lift lever to engage locking mechanisms and then one full turn of the cylinder to lock.

Unlocking

- One full turn of the key then push down on the lever to release.




Deadbolts x 2

Latch & Deadbolt

	Backset	Centres	Deadbolts
LI6436	28	92	2
LI6437	35	92	2

○ Silver

Associated Products




Handles

- LI3078
- LI3079
- LI3080



Keeps

- LI5386 Deadbolt
- LI2049 LH Centre
- LI2050 RH Centre



UPVC Lock

Non Locking Locking

- AS3388 ● AS3387
- AS3391 ○ AS3389

○ White ○ Silver ● Gold ● Brown

Multi Point Locking Multi Point Locks



Latch & Deadbolt

2 Hook

28/92
35/92

Locking Method 'A' Lever Operation

FEATURES

- Euro Profile Lock Case
- Latch & Deadbolt
- Hookbolts x 2
- 16mm Faceplate


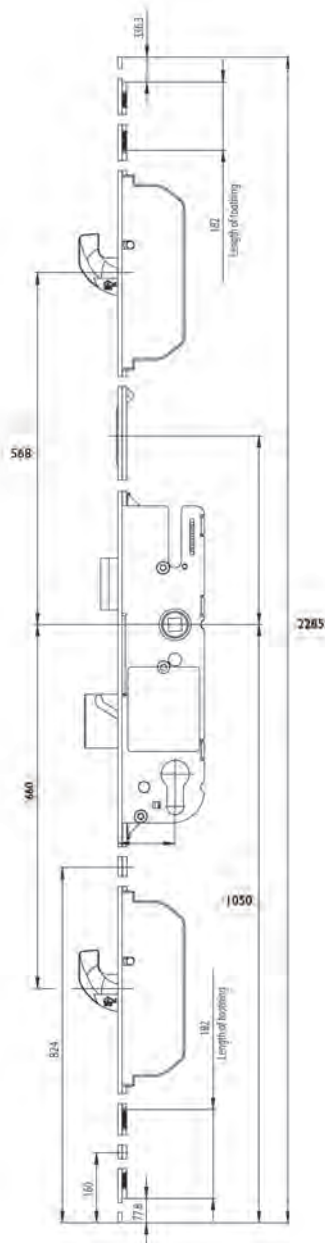
OPERATION

Locking

- Lift lever to engage locking mechanisms and then one full turn of the cylinder to lock.

Unlocking

- One full turn of the key then push down on the lever to release.



Hooks x 2

Latch & Deadbolt

	Backset	Centres	Hooks
L11751	28	92	2
L11752	35	92	2

○ Silver

Associated Products




Handles

- L13078
- L13079
- L13080



Keeps

- L15385 Hook
- L15386 Deadbolt
- L12049 LH Centre
- L12050 RH Centre



UPVC Lock

- | | |
|---------------|-----------|
| ○ Non Locking | ○ Locking |
| ● AS3388 | ● AS3387 |
| ○ AS3391 | ○ AS3389 |

○ White ○ Silver ● Gold ● Brown

Multi Point Locking Multi Point Locks



Latch & Deadbolt

2 Hook, 2 Rollers

35/92

Locking Method 'A' Lever Operation

FEATURES

- Euro Profile Lock Case
- Latch & Deadbolt
- Hooks x 2
- Rollers x 2
- 16mm Faceplate


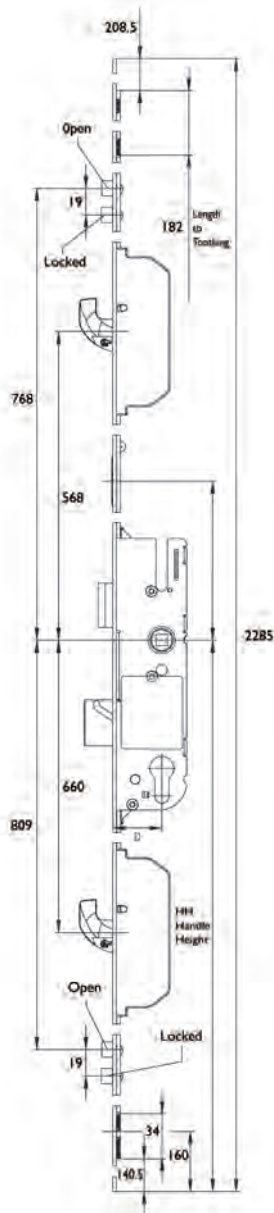
OPERATION

Locking

- Lift lever to engage locking mechanisms and then one full turn of the cylinder to lock.

Unlocking

- One full turn of the key then push down on the lever to release.



Hooks x 2

Rollers x 2

Latch & Deadbolt

Backset

Centres

Hooks

Rollers

L15340

35


92

2

2

○ Silver

Associated Products




Handles

- L13078
- L13079
- L13080



Keeps

- L15385 Hook
- L14405 Roller
- L12049 LH Centre
- L12050 RH Centre



UPVC Lock

Non Locking Locking

- AS3388 ● AS3387
- AS3391 ○ AS3389

○ White ○ Silver ● Gold ● Brown

Multi Point Locking Multi Point Locks



Latch & Deadbolt

4 Rollers

28/92
35/92
45/92

Locking Method 'A' Lever Operation

FEATURES

- Euro Profile Lock Case
- Latch & Deadbolt
- Rollers x 4
- 16mm Faceplate


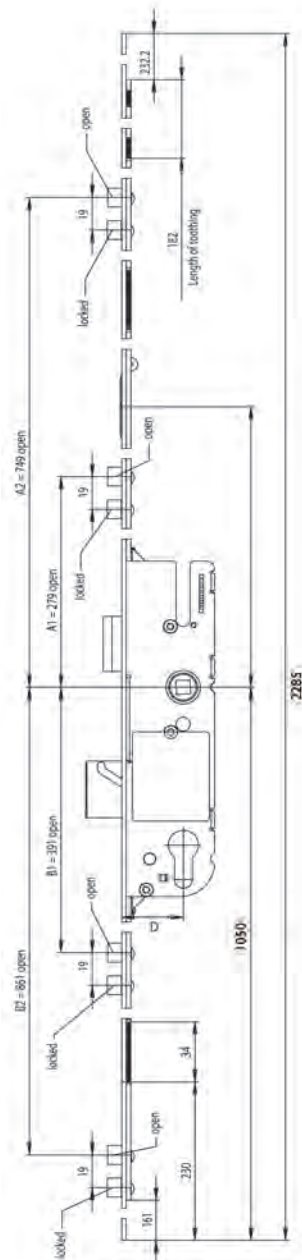
OPERATION

Locking

- Lift lever to engage locking mechanisms and then one full turn of the cylinder to lock.

Unlocking

- One full turn of the key then push down on the lever to release.



Rollers x 4

Latch & Deadbolt

	Backset	Centres	Rollers
LI1747	28	92	4
LI1748	35	92	4
LI5618	45	92	4

Silver

Associated Products




Handles

- LI3078
- LI3079
- LI3080



Keeps

- LI4405 Roller
- LI2050 RH Centre
- LI4405 Roller



UPVC Lock

- | | |
|------------------------------|------------------------------|
| Non Locking | Locking |
| <input type="radio"/> AS3388 | <input type="radio"/> AS3387 |
| <input type="radio"/> AS3391 | <input type="radio"/> AS3389 |

White Silver Gold Brown

Multi Point Locking Multi Point Locks



Latch & Deadbolt

2 Hooks & Nightlatch Facility 35/92

Locking Method 'A' Lever Operation

FEATURES

- Euro Profile Lock Case
- Latch & Deadbolt
- Hooks x 2
- 16mm Faceplate
- Split Spindle

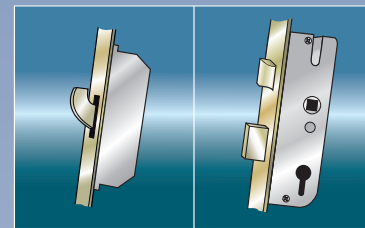
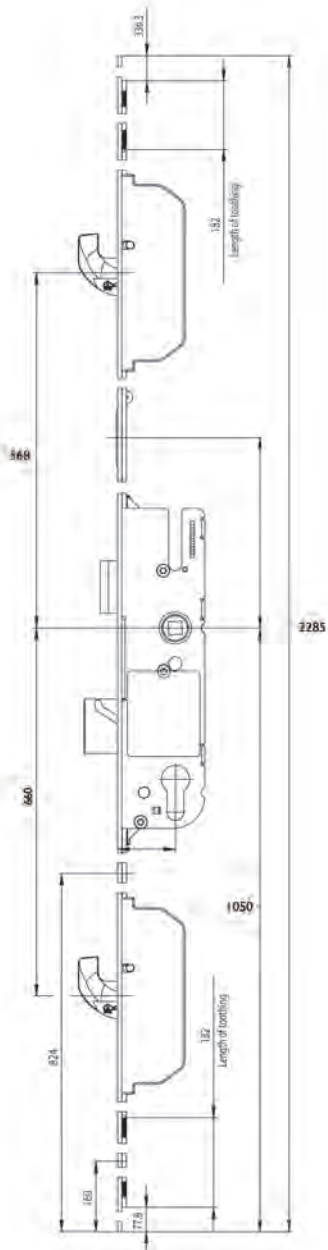
OPERATION

Locking

- Lift lever to engage locking mechanisms and then one full turn of the cylinder to lock.

Unlocking

- One full turn of the key then push down on the lever to release.



Hooks x 2

Latch & Deadbolt

	Backset	Centres	Hooks
L16396	35	92	2

○ Silver

Associated Products



Handles


- L15779
- L15780
- L15781



RH

Keeps

- L15385 Hook
- L12049 LH Centre
- L12050 RH Centre



UPVC Lock

Non Locking Locking

- AS3388 ● AS3387
- AS3391 ○ AS3389

○ White ○ Silver ● Gold ● Brown

Multi Point Locking Multi Point Locks



Latch & Deadbolt

2 Hooks 2 Rollers & Nightlatch Facility

35/92

Locking Method 'A' Lever Operation

FEATURES

- Euro Profile Lock Case
- Latch & Deadbolt
- Hooks x 2
- Rollers x 2
- Split Spindle
- 16mm Faceplate


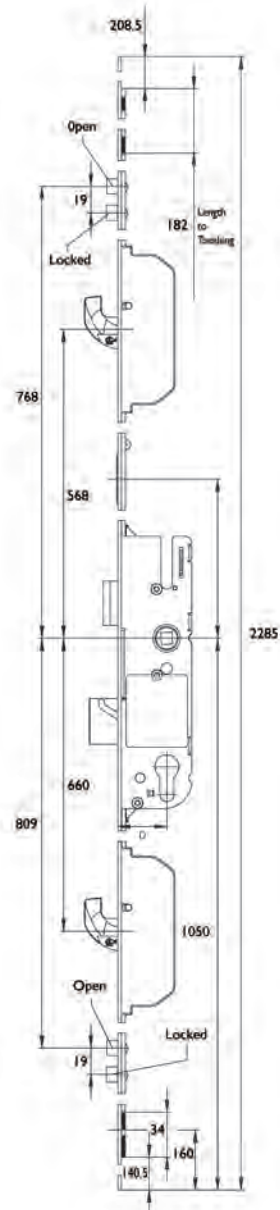
OPERATION

Locking

- Lift lever to engage locking mechanisms and then one full turn of the cylinder to lock.

Unlocking

- One full turn of the key then push down on the lever to release.



Hooks x 2

Rollers x 2

Latch & Deadbolt

	Backset	Centres	Hooks	Rollers
L16397	35	92	2	2

○ Silver

Associated Products



Handles

- L15779
- L15780
- L15781



Keeps

- L15385 Hook
- L12049 LH Centre
- L12050 RH Centre
- L14405 Roller



UPVC Lock

- | | | |
|---|-------------|---------|
| | Non Locking | Locking |
| ● | AS3388 | AS3387 |
| ○ | AS3391 | AS3389 |

○ White ○ Silver ● Gold ● Brown

Multi Point Locking Multi Point Locks

GU Latch & Deadbolt

2 Small Hooks 35/92
40/92
45/92

Locking Method 'A' Lever Operation

FEATURES

- Euro Profile Lock Case
- Latch & Deadbolt
- Small Hooks x 2
- 16mm Faceplate

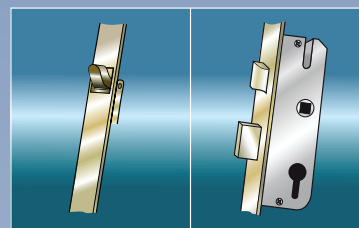
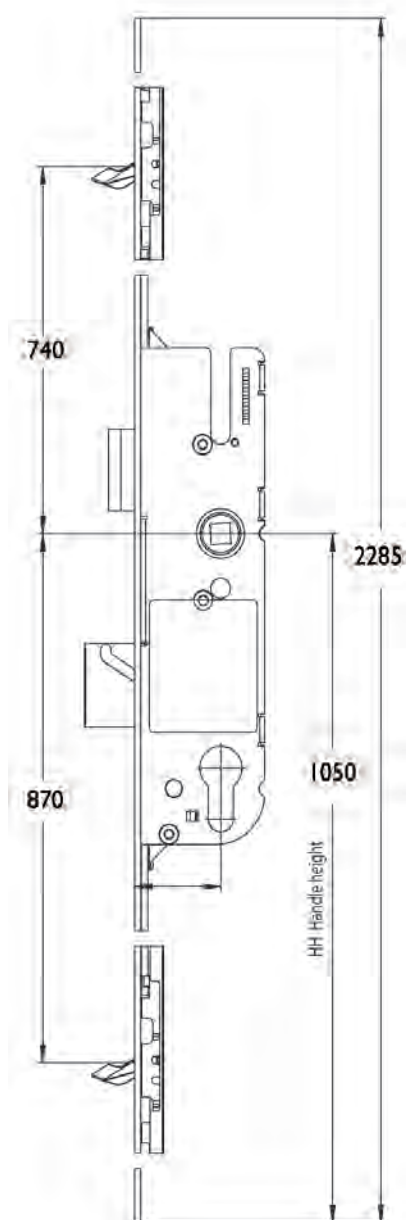
OPERATION

Locking

- Lift lever to engage locking mechanisms and then one full turn of the cylinder to lock.

Unlocking

- One full turn of the key then push down on the lever to release.



Small Hooks x 2 Latch & Deadbolt

	Backset	Centres	Small Hooks
LI5351	35	92	2
LI5341	40	92	2
LI5342	45	92	2

○ Silver

Associated Products



Handles

- LI3078
- LI3079
- LI3080



Keeps

- LI5571 Hook



Keeps

- LI5572 Centre



UPVC Lock

Non Locking Locking

- AS3388 ● AS3387
- AS3391 ○ AS3389

○ White ○ Silver ● Gold ● Brown

Multi Point Locking Multi Point Locks

KFV Latch & Deadbolt

4 Rollers

30/92

35/92

Locking Method 'A' Lever Operation

FEATURES

- Euro Profile Lock Case
- Latch & Deadbolt
- Rollers x 4
- 16mm Faceplate


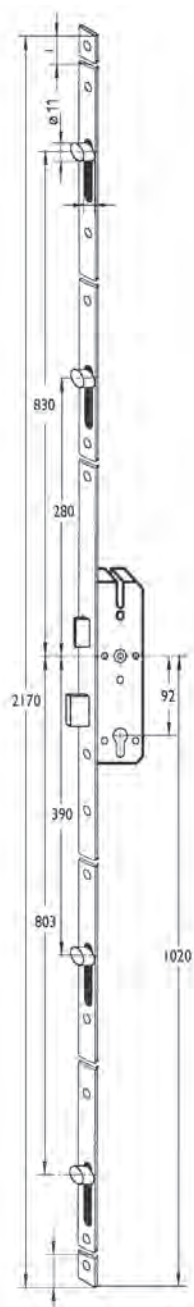
OPERATION

Locking

- Lift lever to engage locking mechanisms and then one full turn of the cylinder to lock.

Unlocking

- One full turn of the key then push down on the lever to release.




Rollers x 4

Latch & Deadbolt

	Backset	Centres	Rollers
L11763	30	92	4
L11764	35	92	4

 Yellow Chromate

Associated Products






Handles

-  L13078
-  L13079
-  L13080











Keeps

-  L14405 Roller
-  L12049 LH Centre
-  L12050 RH Centre



UPVC Lock

- | | |
|--|--|
| Non Locking | Locking |
|  AS3388 |  AS3387 |
|  AS3391 |  AS3389 |

 White  Silver  Gold  Brown

Multi Point Locking Multi Point Locks

KFV Latch & Deadbolt

4 Rollers U-Rail Version 35/92

Locking Method 'A' Lever Operation

FEATURES

- Euro Profile Lock Case
- Latch & Deadbolt
- Rollers x 4
- U-Rail Version
- 24mm Faceplate

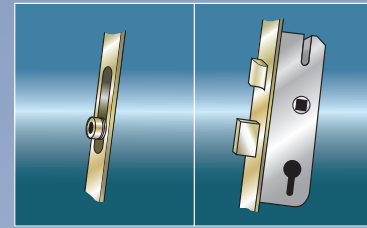

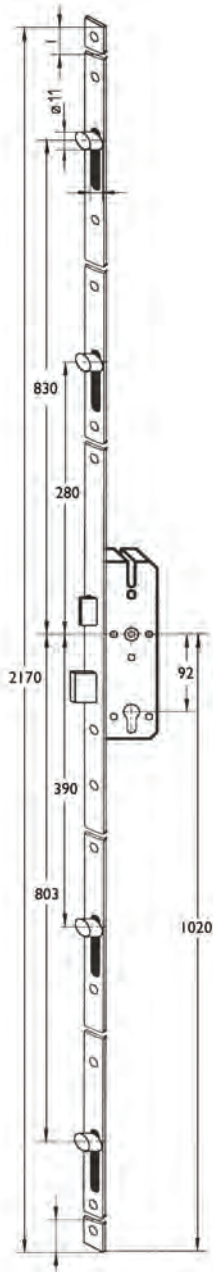
OPERATION

Locking

- Lift lever to engage locking mechanisms and then one full turn of the cylinder to lock.

Unlocking

- One full turn of the key then push down on the lever to release.



Rollers x 4

Latch & Deadbolt

	Backset	Centres	Small Hooks
LI5604	35	92	2

 Yellow Chromate

Associated Products







Handles

-  LI3078
-  LI3079
-  LI3080











Keeps

-  LI4405 Roller
-  LI2049 LH Centre
-  LI2050 RH Centre



UPVC Lock

- | Non Locking | Locking |
|--|--|
|  AS3388 |  AS3387 |
|  AS3391 |  AS3389 |

 White  Silver  Gold  Brown

Multi Point Locking Multi Point Locks

KFV Latch & Deadbolt

2 Roundbolts 35/92
45/92

Locking Method 'A' Lever Operation

FEATURES

- Euro Profile Lock Case
- Latch & Deadbolt
- Roundbolts x 2
- 16mm Faceplate

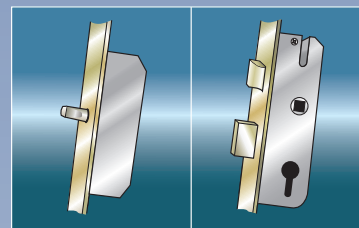
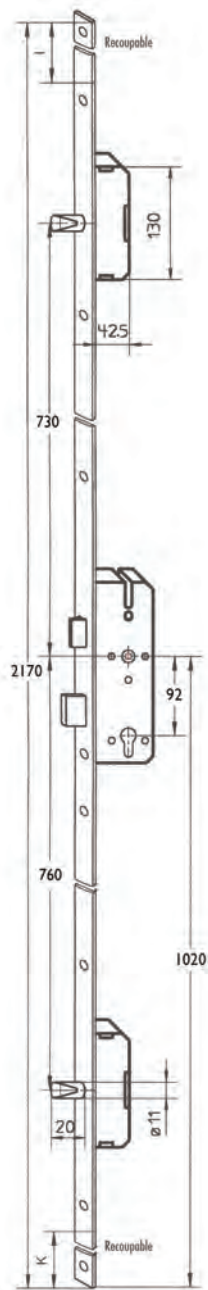
OPERATION

Locking

- Lift lever to engage locking mechanisms and then one full turn of the cylinder to lock.

Unlocking

- One full turn of the key then push down on the lever to release.



Roundbolts x 2 Latch & Deadbolt

	Backset	Centres	Roundbolts
L15603	35	92	2
L17418	45	92	2

 Yellow Chromate

Associated Products





Handles

-  L13078
-  L13079
-  L13080




Keeps

-  L12050 RH Centre
-  L12049 LH Centre











Keeps

-  L15386 Deadbolt



UPVC Lock

- | | |
|--|--|
| Non Locking | Locking |
|  AS3388 |  AS3387 |
|  AS3391 |  AS3389 |

 White  Silver  Gold  Brown

Multi Point Locking Multi Point Locks

KFV Latch & Deadbolt

2 Hooks

35/92

Locking Method 'A' Lever Operation

FEATURES

- Euro Profile Lock Case
- Latch & Deadbolt
- Hookbolts x 2
- 16mm Faceplate

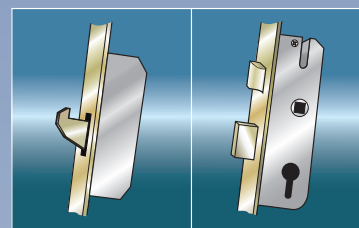
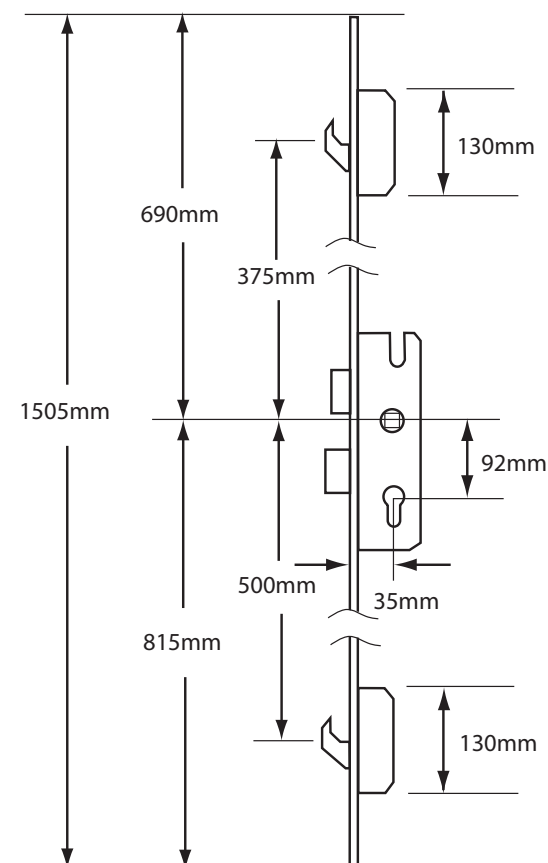
OPERATION

Locking

- Lift lever to engage locking mechanisms and then one full turn of the cylinder to lock.

Unlocking

- One full turn of the key then push down on the lever to release.



Hooks x 2

Latch & Deadbolt

	Backset	Centres	Hooks
LI7417	35	92	2

 Silver

Associated Products






Handles

-  LI3078
-  LI3079
-  LI3080











Keeps

-  LI5385 Hook
-  LI2049 LH Centre
-  LI2050 RH Centre



UPVC Lock

- | Non Locking | Locking |
|--|--|
|  AS3388 |  AS3387 |
|  AS3391 |  AS3389 |

 White  Silver  Gold  Brown

Multi Point Locking Multi Point Locks

KFV Latch & Deadbolt

2 Roundbolts

35/92

Locking Method 'A' Lever Operation

FEATURES

- Euro Profile Lock Case
- Latch & Deadbolt
- 2 Roundbolts

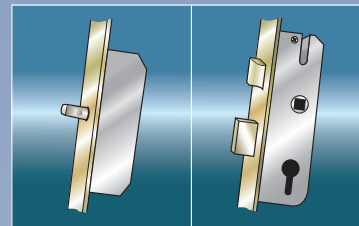
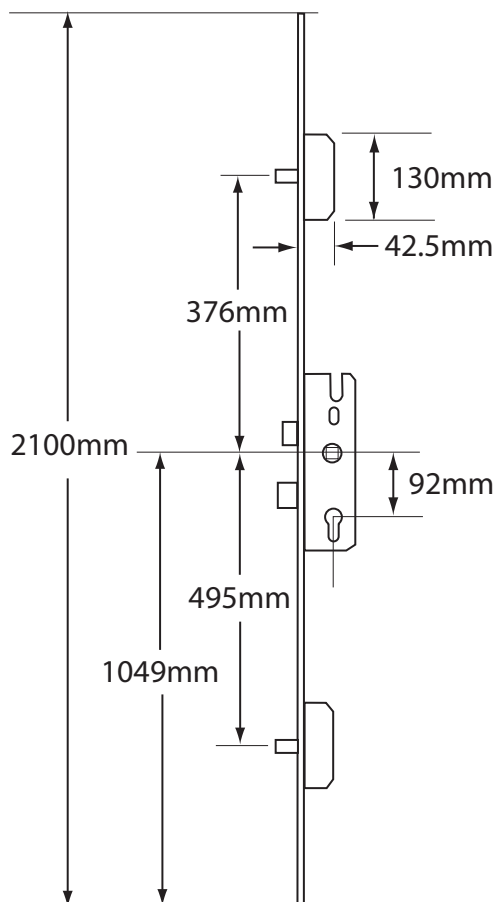
OPERATION

Locking

- Lift lever to engage locking mechanisms and then one full turn of the cylinder to lock.

Unlocking

- One full turn of the key then push down on the lever to release.



Roundbolts x 2 Latch & Deadbolt

	Backset	Centres	Roundbolts
LI7416	35	92	2

 Silver

Associated Products






Handles

-  LI3078
-  LI3079
-  LI3080











Keeps

-  LI5386 Deadbolt
-  LI2049 LH Centre
-  LI2050 RH Centre



UPVC Lock

- | Non Locking | Locking |
|--|--|
|  AS3388 |  AS3387 |
|  AS3391 |  AS3389 |

 White  Silver  Gold  Brown

Multi Point Locking Multi Point Locks

LOCKMASTER Latch & Deadbolt

2 Deadbolts

35/92

Locking Method 'A' Lever Operation

FEATURES

- Euro Profile Lock Case
- Latch & Deadbolt
- Deadbolts x 2
- 16mm Faceplate

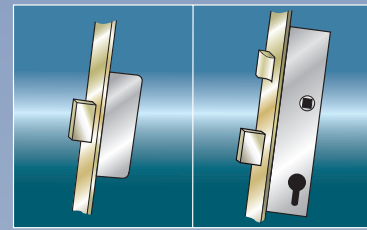
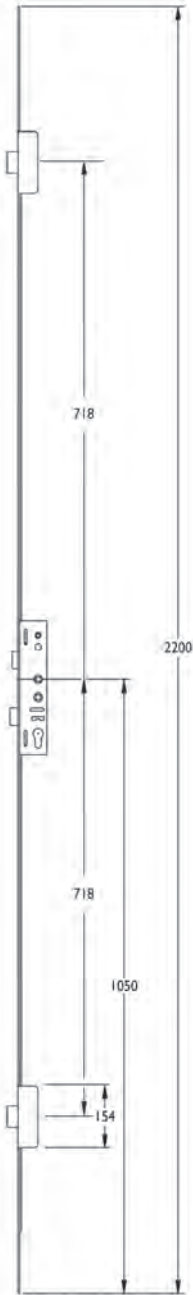
OPERATION

Locking

- Lift lever to engage locking mechanisms and then one full turn of the cylinder to lock.

Unlocking

- One full turn of the key then push down on the lever to release.




Deadbolts x 2

Latch & Deadbolt

	Backset	Centres	Deadbolts
L15396	35	92	2

○ Silver

Associated Products



Handles

○ L15782

● L15457

○ L15458



Keeps


○ L15393 LH Centre

○ L15394 RH Centre



Keeps

○ L15571



UPVC Lock

Non Locking Locking

● AS3388

● AS3387

○ AS3391

○ AS3389

○ White

○ Silver

● Gold

● Brown

Multi Point Locking Multi Point Locks

LOCKMASTER Latch & Deadbolt

2 Hooks, 2 Anti-Lift, 2 Rollers 35/92

Locking Method 'A' Lever Operation

FEATURES

- Euro Profile Lock Case
- Latch & Deadbolt
- Hooks x 2
- Anti-Lift x 2
- Rollers x 2
- 16mm Faceplate


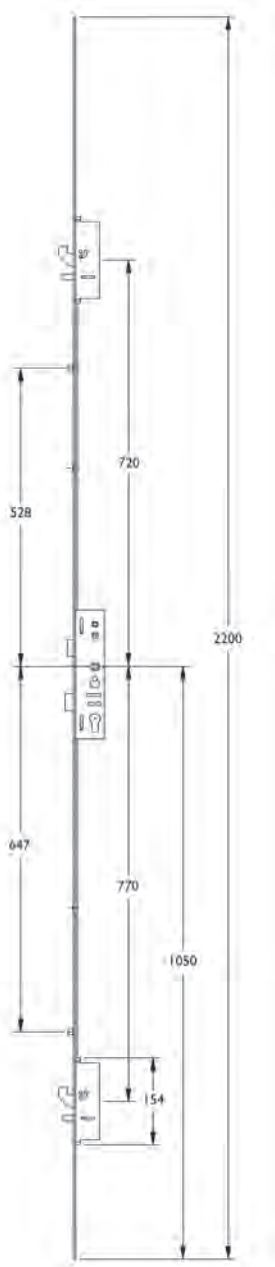
OPERATION

Locking

- Lift lever to engage locking mechanisms and then one full turn of the cylinder to lock.

Unlocking

- One full turn of the key then push down on the lever to release.



Anti-Lift x 2 Rollers x 2 Latch & Deadbolt

Hooks x 2

	Backset	Centres	Hooks/Anti-Lift	Rollers
LI 5397	35	92	2	2

Silver

Associated Products



Handles

- LI 5782
- LI 5457
- LI 5458



Keeps

- LI 5393 LH Centre
- LI 5394 RH Centre



UPVC Lock

Non Locking Locking

- AS3388 AS3387
- AS3391 AS3389

White Silver Gold Brown

Multi Point Locking Multi Point Locks

LOCKMASTER Latch & Deadbolt

2 Hooks, 2 Anti-Lift, 4 Rollers 35/92

Locking Method 'A' Lever Operation

FEATURES

- Euro Profile Lock Case
- Latch & Deadbolt
- Hooks x 2
- Anti-Lift x 2
- Rollers x 2
- 16mm Faceplate


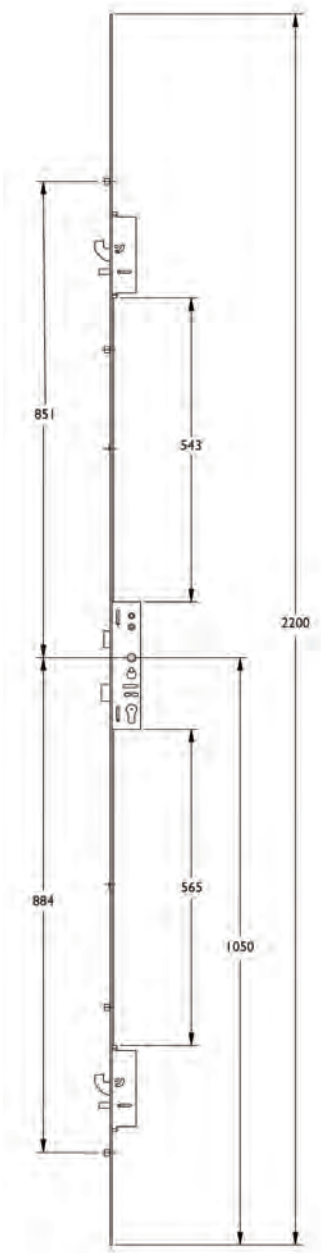
OPERATION

Locking

- Lift lever to engage locking mechanisms and then one full turn of the cylinder to lock.

Unlocking

- One full turn of the key then push down on the lever to release.



Anti-Lift x 2

Rollers x 4


Latch & Deadbolt

Hooks x 2

	Backset	Centres	Hooks/Anti-Lift	Rollers
LI 5389	35	92	2	4

○ Silver

Associated Products



Handles

- LI 5782
- LI 5457
- LI 5458



Keeps

- LI 5393 LH Centre
- LI 5394 RH Centre



UPVC Lock

Non Locking Locking

- AS3388 ● AS3387
- AS3391 ○ AS3389

○ White ○ Silver ● Gold ● Brown

Multi Point Locking Multi Point Locks

LOCKMASTER Latch & Deadbolt

2 Deadbolts

45/92-62

Locking Method 'A' Lever Operation

FEATURES

- Euro Profile Lock Case
- Latch & Deadbolt
- Deadbolts x 2
- 16mm Faceplate

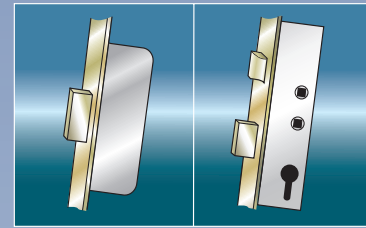
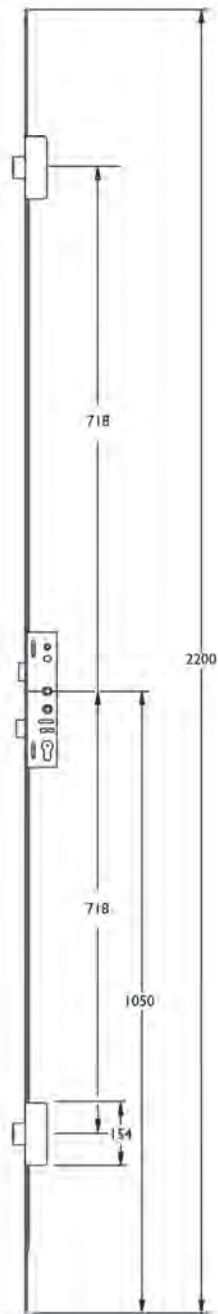
OPERATION

Locking

- Lift lever to engage locking mechanisms and then one full turn of the cylinder to lock.

Unlocking

- One full turn of the key then push down on the lever to release.



Deadbolts x 2

Latch & Deadbolt

	Backset	Centres	Deadbolts
LI5395	45	92/62	2

○ Silver

Associated Products



Handles

● LI3093

○ LI3094



Handles

● LI3095

○ LI3096



Keeps

○ LI5393 LH Centre

○ LI5394 RH Centre



Keeps

○ LI5571



UPVC Lock

Non Locking Locking

● AS3388

● AS3387

○ AS3391

○ AS3389

○ White

○ Silver

● Gold

● Brown

Multi Point Locking Multi Point Locks

LOCKMASTER Latch & Deadbolt

2 Hooks

35/92-62

Locking Method 'A' Lever Operation

FEATURES

- Euro Profile Lock Case
- Latch & Deadbolt
- Hooks x 2
- 16mm Faceplate

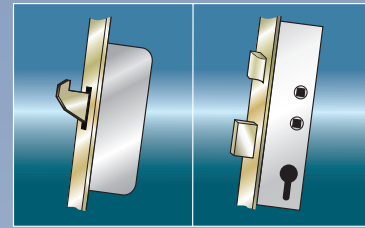
OPERATION

Locking

- Lift lever to engage locking mechanisms and then one full turn of the cylinder to lock.

Unlocking

- One full turn of the key then push down on the lever to release.



Hooks x 2

Latch & Deadbolt

Backset

Centres

Hooks

LI5391

35

92/62

2

○ Silver

Associated Products



Handles

● LI3093

○ LI3094



Handles

● LI3095

○ LI3096



Keeps

○ LI5393 LH Centre

○ LI5394 RH Centre



Keeps

○ LI5571



UPVC Lock

Non Locking Locking

● AS3388

● AS3387

○ AS3391

○ AS3389

○ White

○ Silver

● Gold

● Brown

Multi Point Locking Multi Point Locks

LOCKMASTER Latch & Deadbolt

2 Hooks, 2 Anti Lift Rollers, 35/92-62
2 Rollers

Locking Method 'A' Lever Operation

FEATURES

- Euro Profile Lock Case
- Latch & Deadbolt
- Hooks x 2
- Anti-Lift x 2
- Rollers x 2
- 16mm Faceplate


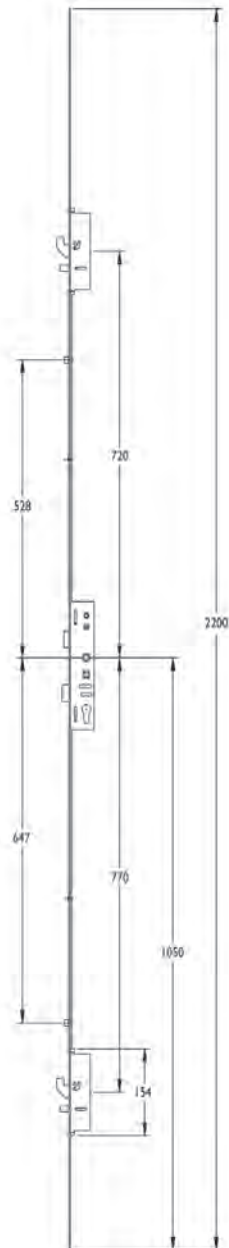
OPERATION

Locking

- Lift lever to engage locking mechanisms and then one full turn of the cylinder to lock.

Unlocking

- One full turn of the key then push down on the lever to release.



Anti-Lift x 2

Rollers x 2

Latch & Deadbolt

Hooks x 2

	Backset	Centres	Hooks/Anti-Lift	Rollers
L15390	35	92/62	2	2

○ Silver

Associated Products



Handles

● L13093

○ L13094



Handles

● L13095

○ L13096



Keeps

○ L15393 LH Centre

○ L15394 RH Centre



UPVC Lock

Non Locking Locking

● AS3388

● AS3387

○ AS3391

○ AS3389

○ White

○ Silver

● Gold

● Brown

Multi Point Locking Multi Point Locks

LOCKMASTER Latch & Deadbolt

2 Hooks, 2 Anti-Lift, 4 Rollers 35/92-62

Locking Method 'A' Lever Operation

FEATURES

- Euro Profile Lock Case
- Latch & Deadbolt
- Hooks x 2
- Anti-Lift x2
- Rollers x 4
- 16mm Faceplate


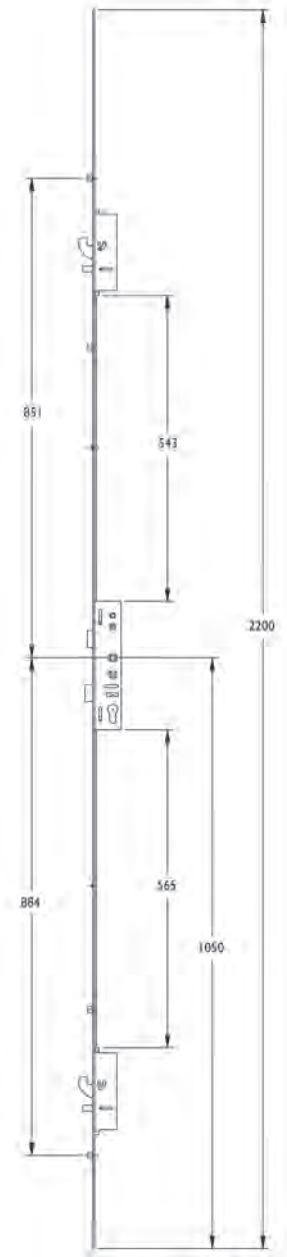
OPERATION

Locking

- Lift lever to engage locking mechanisms and then one full turn of the cylinder to lock.

Unlocking

- One full turn of the key then push down on the lever to release.



Anti-Lift x 2

Rollers x 4

Latch & Deadbolt

Hooks x 2

	Backset	Centres	Hooks/Anti-Lift	Rollers
LI5398	35	92/62	2	4

○ Silver


Associated Products



Handles

● LI3093

○ LI3094



Handles

● LI3095

○ LI3096



Keeps

○ LI5393 LH Centre

○ LI5394 RH Centre



UPVC Lock

Non Locking Locking

● AS3388 ● AS3387

○ AS3391 ○ AS3389

○ White ○ Silver ● Gold ● Brown

Multi Point Locking Multi Point Locks



Latch & Deadbolt

2 Hooks, 2 Rollers

35/92

Locking Method 'A' Lever Operation

FEATURES

- Euro Profile Lock Case
- Latch & Deadbolt
- Hooks x 2
- Rollers x 2
- 16mm Faceplate


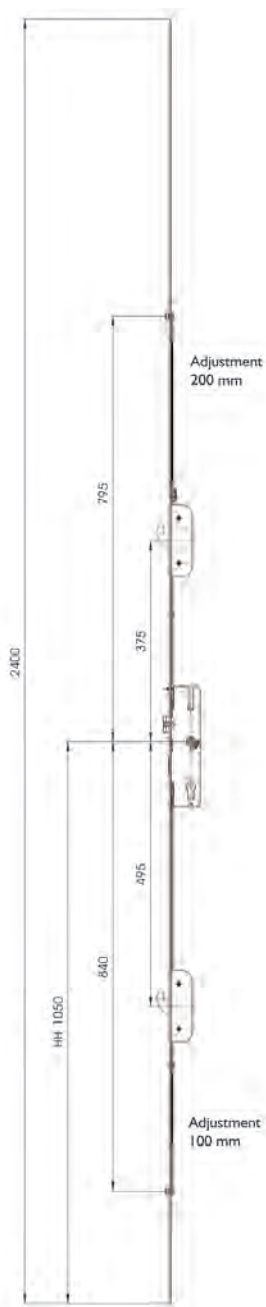
OPERATION

Locking

- Lift lever to engage locking mechanisms and then one full turn of the cylinder to lock.

Unlocking

- One full turn of the key then push down on the lever to release.



Hooks x 2


Rollers x 2

Latch & Deadbolt

	Backset	Centres	Hooks	Rollers
LI 5346	35	92	2	2

Yellow Chromate

Associated Products



Handles

- LI 3078
- LI 3079
- LI 3080



Keeps

- LI 5385 Hook
- LI 2049 LH Centre
- LI 2050 RH Centre
- LI 2051 Roller

White Silver Gold Brown

Multi Point Locking Multi Point Locks



Latch & Deadbolt

4 Hooks

35/92

Locking Method 'A' Lever Operation

FEATURES

- Euro Profile Lock Case
- Latch & Deadbolt
- Hooks x 4
- 16mm Faceplate



OPERATION

Locking

- Lift lever to engage locking mechanisms and then one full turn of the cylinder to lock.

Unlocking

- One full turn of the key then push down on the lever to release.



Hooks x 4

Latch & Deadbolt

	Backset	Centres	Hooks
LI6398	35	92	4

Yellow Chromate

Associated Products




Handles

- LI3078
- LI3079
- LI3080



Keeps

- LI5385 Hook
- LI2049 LH Centre
- LI2050 RH Centre



UPVC Lock

- | | | |
|-----------------------|-------------|---|
| | Non Locking | Locking |
| <input type="radio"/> | AS3388 | <input checked="" type="radio"/> AS3387 |
| <input type="radio"/> | AS3391 | <input type="radio"/> AS3389 |

White Silver Gold Brown

Multi Point Locking Multi Point Locks



Latch & Deadbolt

4 Rollers

35/92

Locking Method 'A' Lever Operation

FEATURES

- Euro Profile Lock Case
- Latch & Deadbolt
- Rollers x 4
- 16mm Faceplate

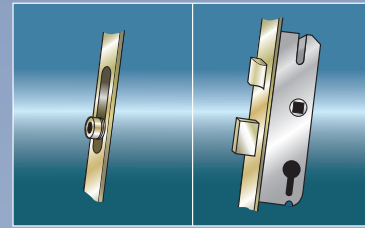
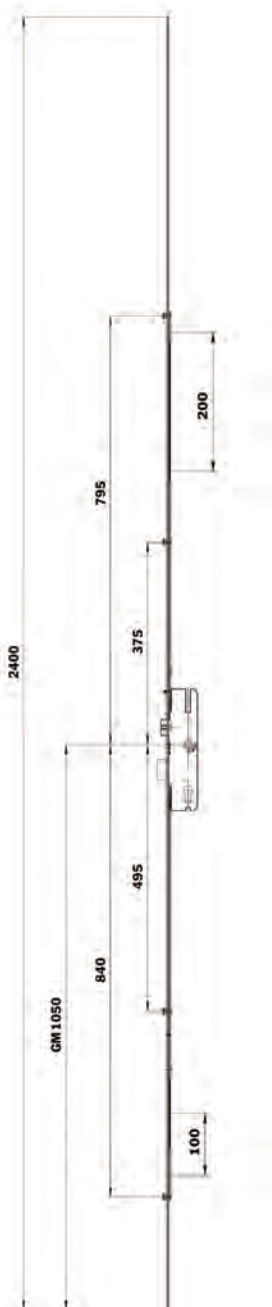
OPERATION

Locking

- Lift lever to engage locking mechanisms and then one full turn of the cylinder to lock.

Unlocking

- One full turn of the key then push down on the lever to release.



Rollers x 4

Latch & Deadbolt

Backset

Centres

Rollers

LI5392


35

92

4

Yellow Chromate

Associated Products



Handles

LI3078

LI3079

LI3080




Keeps

LI2051 Roller

LI2049 LH Centre

LI2050 RH Centre



UPVC Lock

Non Locking Locking

AS3388

AS3387

AS3391

AS3389

White

Silver

Gold

Brown

Multi Point Locking Multi Point Locks



Latch & Deadbolt

2 Hooks, 2 Rollers, Split-Spindle 35/92

Locking Method 'A' Lever Operation

FEATURES

- Euro Profile Lock Case
- Latch & Deadbolt
- Hooks x 2
- Rollers x 2
- Split-Spindle
- 16mm Faceplate


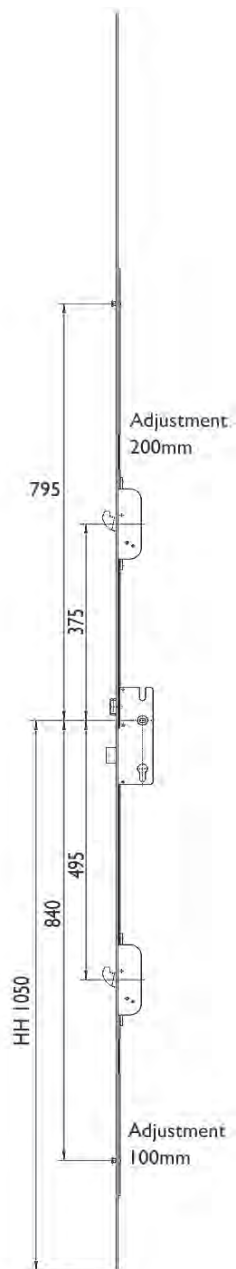
OPERATION

Locking

- Lift lever to engage locking mechanisms and then one full turn of the cylinder to lock.

Unlocking

- One full turn of the key then push down on the lever to release.



Hooks x 2 Rollers x 2 Latch & Deadbolt

	Backset	Centres	Hooks	Rollers
LI5345	35	92	2	2

Yellow Chromate

Associated Products



Handles

- LI3078
- LI3079
- LI3080



Keeps

- LI2051 Roller
- LI2049 LH Centre
- LI2050 RH Centre
- LI5385 Hook



UPVC Lock

- | | |
|---|---|
| Non Locking | Locking |
| <input checked="" type="radio"/> AS3388 | <input checked="" type="radio"/> AS3387 |
| <input type="radio"/> AS3391 | <input type="radio"/> AS3389 |

White Silver Gold Brown

Multi Point Locking Multi Point Locks

MILLENCO Latch & Hookbolt

2 Hooks, 2 Deadbolts 35/117-86

Locking Method 'A' Lever Operation

FEATURES

- Euro Profile Lock Case
- Latch & Hookbolt
- Hooks x 2
- Deadbolts x 2
- 16mm Faceplate

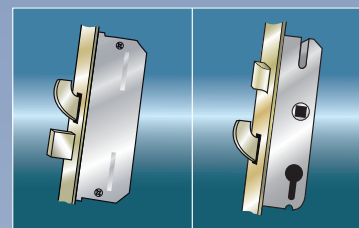
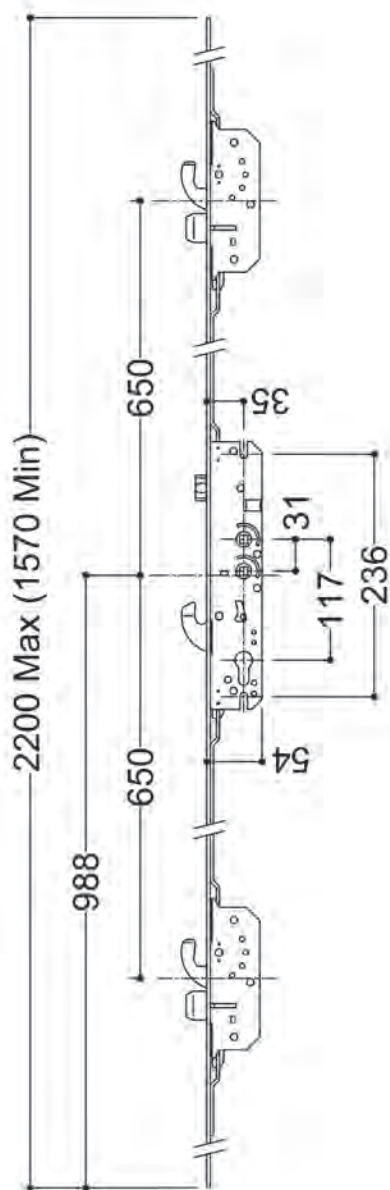
OPERATION

Locking

- Lift lever to engage locking mechanisms and then one full turn of the cylinder to lock.

Unlocking

- One full turn of the key then push down on the lever to release.



Deadbolt x 2

Latch & Hookbolt

Hooks x 2


	Backset	Centres	Hooks	Deadbolts
L15611	35	117/ 86	2	2

○ Silver

Associated Products

Handles

SPECIAL ORDER ONLY



UPVC Lock

Non Locking Locking

● AS3388

● AS3387

○ AS3391

○ AS3389

○ White

○ Silver

● Gold

● Brown

Multi Point Locking Multi Point Locks

MILLENCO Latch & Hookbolt

2 Hooks, 2 Deadbolts, 35/117-86
2 Rollers

Locking Method 'A' Lever Operation

FEATURES

- Euro Profile Lock Case
- Latch & Hookbolt
- Hooks x 2
- Deadbolts x 2
- Rollers x 2
- 16mm Faceplate

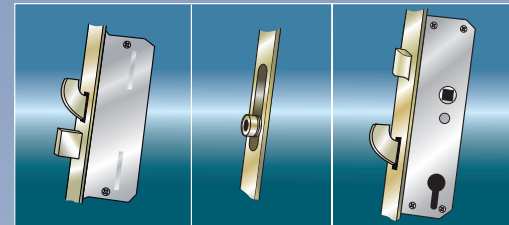
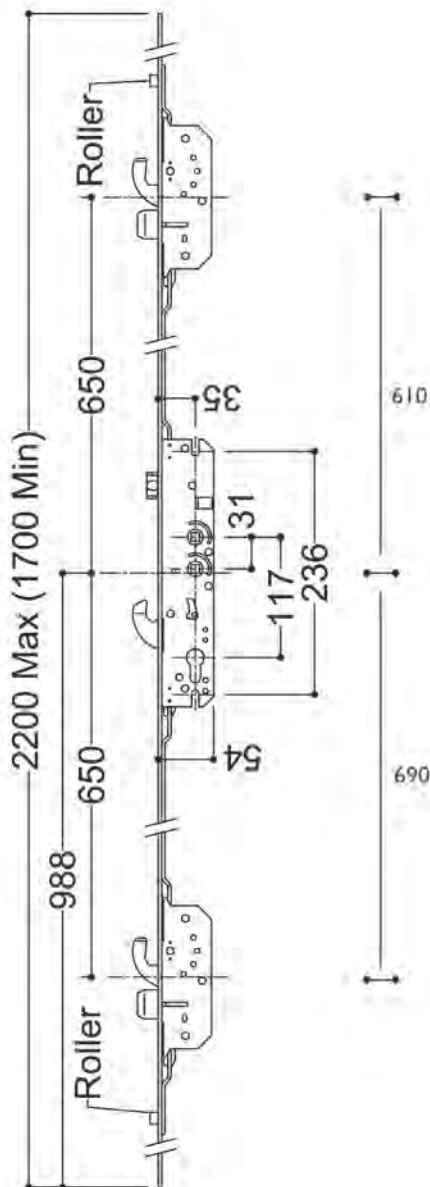
OPERATION

Locking

- Lift lever to engage locking mechanisms and then one full turn of the cylinder to lock.

Unlocking

- One full turn of the key then push down on the lever to release.



Hooks x 2

Rollers x 2

Latch & Hookbolt

Deadbolt x 2


	Backset	Centres	Hooks	Deadbolts	Rollers
L16395	35	117/ 86	2	2	2

○ Silver

Associated Products

Handles

SPECIAL ORDER ONLY



UPVC Lock

Non Locking Locking

● AS3388 ● AS3387

○ AS3391 ○ AS3389

○ White ○ Silver ● Gold ● Brown

Multi Point Locking Multi Point Locks



Latch & Deadbolt

2 Hooks

35/92-62

Locking Method 'A' Lever Operation

FEATURES

- Euro Profile Lock Case
- Latch & Deadbolt
- Hooks x 2
- 16mm Faceplate

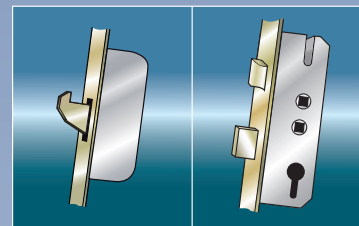
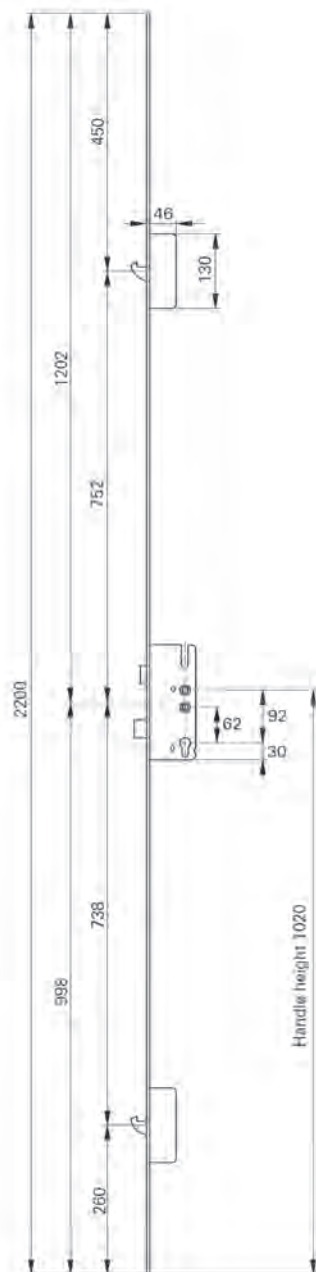
OPERATION

Locking

- Lift lever to engage locking mechanisms and then one full turn of the cylinder to lock.

Unlocking

- One full turn of the key then push down on the lever to release.




Hooks x 2

Latch & Deadbolt

	Backset	Centres	Hooks
LI5337	35	92 / 62	2

○ Silver

Associated Products



Handles

- LI5456
- LI5457
- LI5458



Handles

- LI3095
- LI3096



Keeps

- LI5570 Centre
- LI5385 Hook



UPVC Lock

- | | |
|---------------|-----------|
| ○ Non Locking | ○ Locking |
| ● AS3388 | ● AS3387 |
| ○ AS3391 | ○ AS3389 |

○ White ○ Silver ● Gold ● Brown

Multi Point Locking Multi Point Locks

Safeware Latch & Hookbolt

2 Hooks, 4 Rollers

35/92-62

Locking Method 'A' Lever Operation

FEATURES

- Euro Profile Lock Case
- Latch & Hookbolt
- Hooks x 2
- Rollers x 4
- 16mm Faceplate

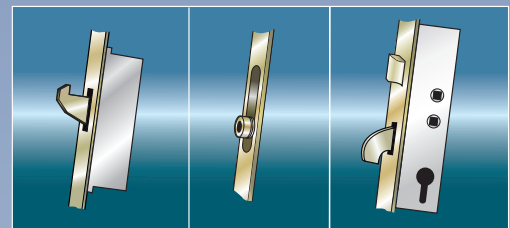
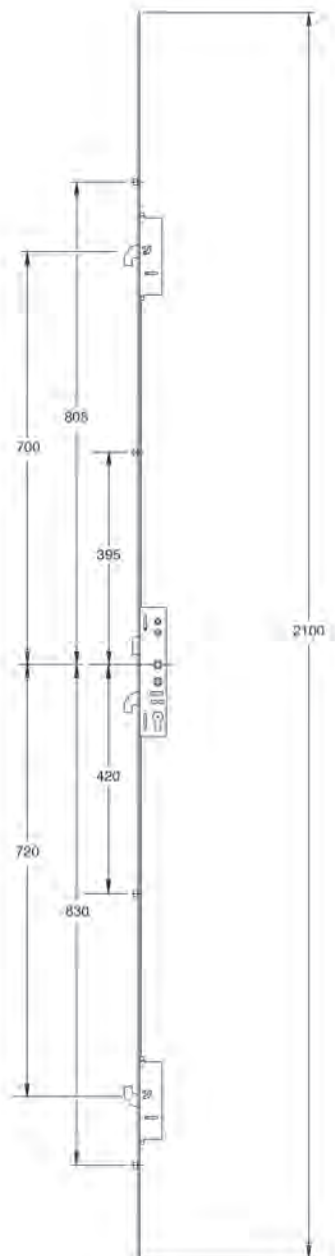
OPERATION

Locking

- Lift lever to engage locking mechanisms and then one full turn of the cylinder to lock.

Unlocking

- One full turn of the key then push down on the lever to release.



Hooks x 2

Rollers x 4

Latch & Hookbolt

	Backset	Centres	Hooks	Rollers
LI5358	35	92 / 62	2	4

○ Silver

Associated Products



Handles

- LI5456
- LI5457
- LI5458



Handles

- LI3095
- LI3096



Keeps

- LI4404 Rollers
- LI5569 Centres
- LI5385 Hook



UPVC Lock

- | | |
|----------|----------|
| ○ AS3388 | ○ AS3387 |
| ○ AS3391 | ○ AS3389 |

○ White ○ Silver ● Gold ● Brown

Multi Point Locking Multi Point Locks

Vitawin Latch & Deadbolt

2 Hooks, 2 Rollers

35/92

Locking Method 'A' Lever Operation

FEATURES

- Euro Profile Lock Case
- Latch & Deadbolt
- Hooks x 2
- Rollers x 2
- 16mm Faceplate


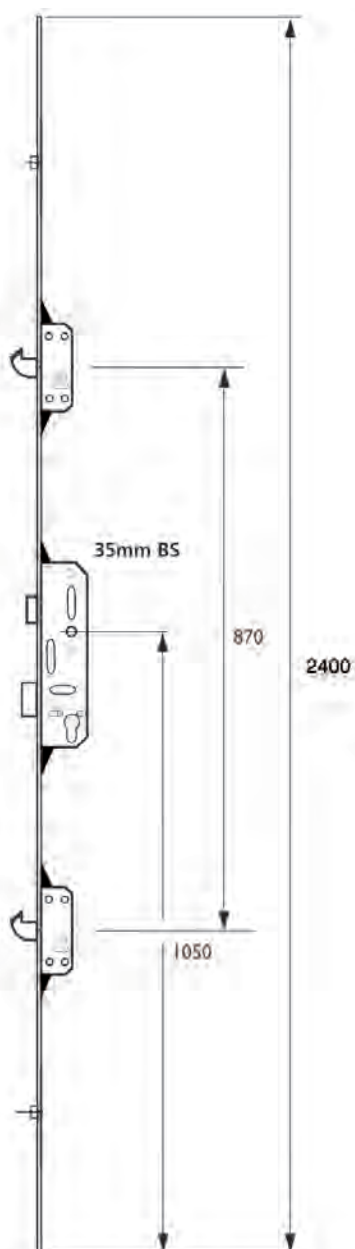
OPERATION

Locking

- Lift lever to engage locking mechanisms and then one full turn of the cylinder to lock.

Unlocking

- One full turn of the key then push down on the lever to release.



Hooks x 2


Rollers x 2

Latch & Deadbolt

	Backset	Centres	Hooks	Rollers
L15359	35	92	2	2

● Yellow Chromate

Associated Products




Handles

- L15458
- L15457
- L15456



Keeps

- L14405 Rollers
- L15569 Centres
- L15385 Hook



UPVC Lock

- | | |
|-------------|----------|
| Non Locking | Locking |
| ● AS3388 | ● AS3387 |
| ● AS3391 | ● AS3389 |

● White ● Silver ● Gold ● Brown

Multi Point Locking Multi Point Locks

WINK HAUS

Latch & Deadbolt

2 Hooks

35/92
45/92

Locking Method 'A' Lever Operation

FEATURES

- Euro Profile Lock Case
- Latch & Deadbolt
- Hooks x 2
- 16mm Faceplate

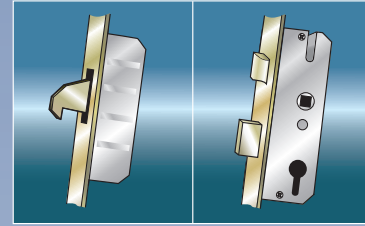
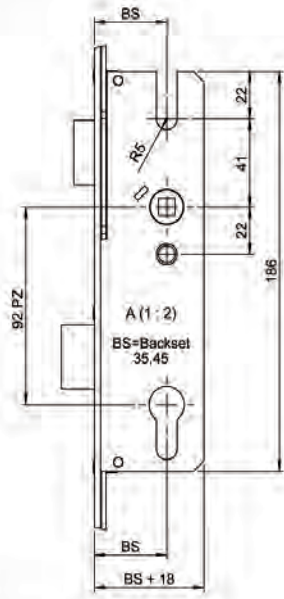
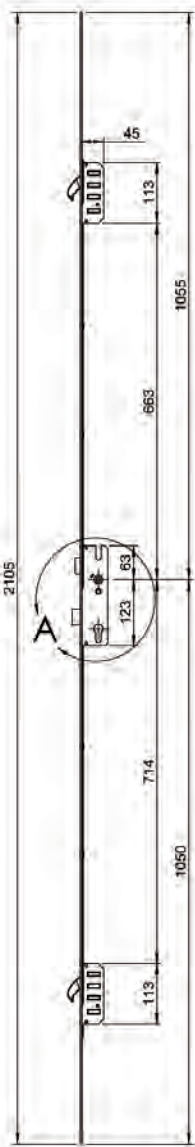
OPERATION

Locking

- Lift lever to engage locking mechanisms and then one full turn of the cylinder to lock.

Unlocking

- One full turn of the key then push down on the lever to release.



Hooks x 2 Latch & Deadbolt

	Backset	Centres	Hooks
LI5355	35	92	2
LI5353	45	92	2

● Yellow Chromate

Associated Products




Handles

- LI3078
- LI3079
- LI3080



Keeps

- LI5385 Hook
- LI2049 LH Centre
- LI2050 RH Centre



UPVC Lock

- | | | | |
|-------------|----------|----------|----------|
| Non Locking | | Locking | |
| ● AS3388 | ○ AS3391 | ● AS3387 | ○ AS3389 |

○ White ○ Silver ● Gold ● Brown

Multi Point Locking Multi Point Locks

WINK HAUS

Latch & Deadbolt

2 Hooks, 2 Rollers

35/92

Locking Method 'A' Lever Operation

FEATURES

- Euro Profile Lock Case
- Latch & Deadbolt
- Hooks x 2
- Rollers x 2
- 16mm Faceplate

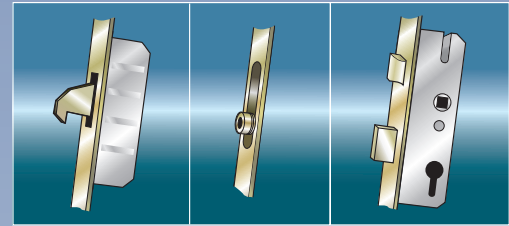
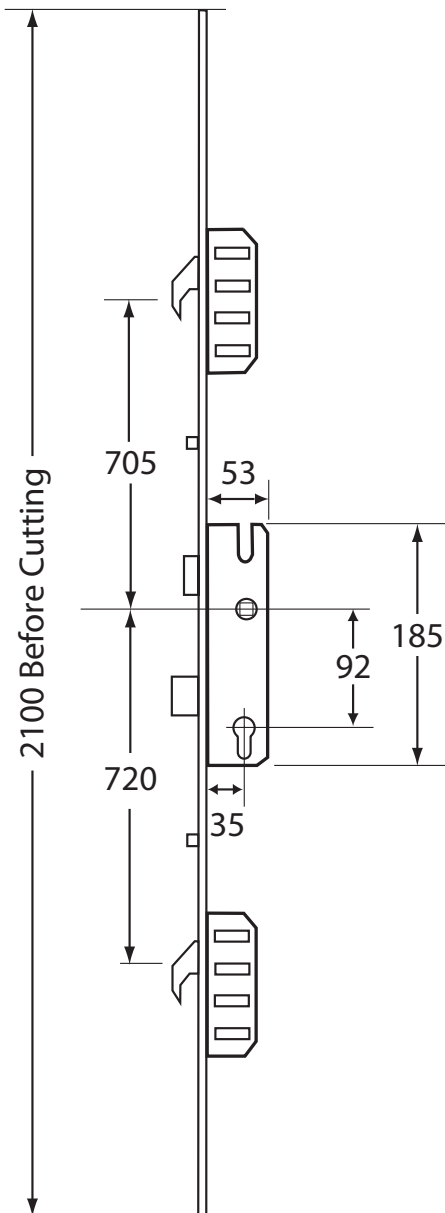
OPERATION

Locking

- Lift lever to engage locking mechanisms and then one full turn of the cylinder to lock.

Unlocking

- One full turn of the key then push down on the lever to release.



Hooks x 2

Rollers x 2

Latch & Deadbolt

	Backset	Centres	Hooks	Rollers
LI7410	35	92	2	2

● Yellow Chromate

Associated Products



Handles

- LI3078
- LI3079
- LI3080



Keeps

- LI4405 Rollers
- LI5385 Hook
- LI2049
- LI2050



UPVC Lock

- | | |
|-------------|----------|
| Non Locking | Locking |
| ● AS3388 | ● AS3387 |
| ● AS3391 | ● AS3389 |

○ White ○ Silver ● Gold ● Brown

Multi Point Locking Multi Point Locks



Latch & Deadbolt

4 Hooks

35/92
45/92

Locking Method 'A' Lever Operation

FEATURES

- Euro Profile Lock Case
- Latch & Deadbolt
- Hooks x 4
- Split Spindle
- 16mm Faceplate


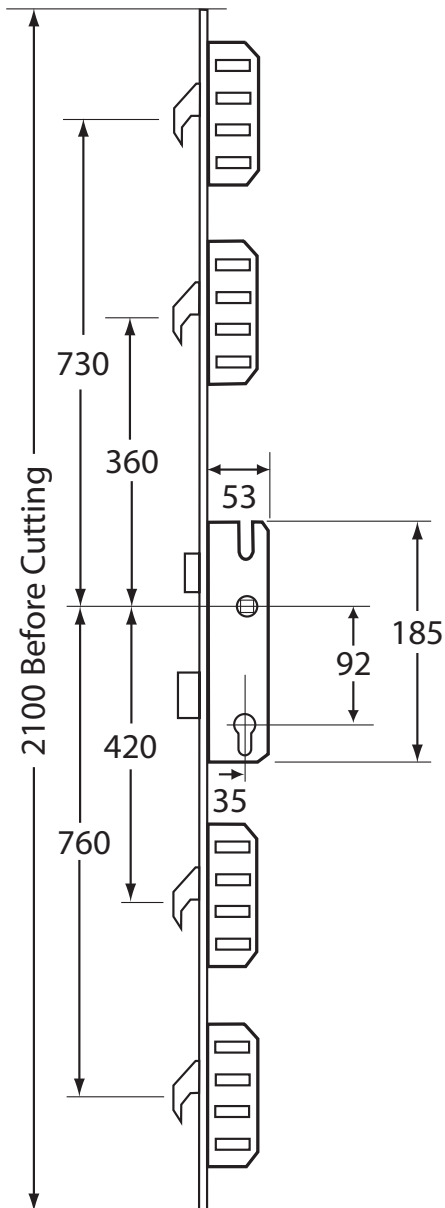
OPERATION

Locking

- Lift lever to engage locking mechanisms and then one full turn of the cylinder to lock.

Unlocking

- One full turn of the key then push down on the lever to release.



Hooks x 4

Latch & Deadbolt

	Backset	Centres	Hooks
LI5354	35	92	4
LI5352	45	92	4

Yellow Chromate

Associated Products




Handles

- LI3078
- LI3079
- LI3080



Keeps

- LI2049 LH Centre
- LI2050 RH Centre
- LI5385 Hook



UPVC Lock

- | | |
|-------------|---------|
| Non Locking | Locking |
| AS3388 | AS3387 |
| AS3391 | AS3389 |

White Silver Gold Brown

Multi Point Locking Multi Point Locks

WINK HAUS

Latch & Deadbolt

2 Hooks

45/92
55/92

Locking Method 'A' Lever Operation

FEATURES

- Euro Profile Lock Case
- Latch & Deadbolt
- Hooks x 2
- 20mm Faceplate

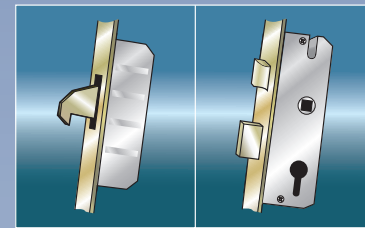
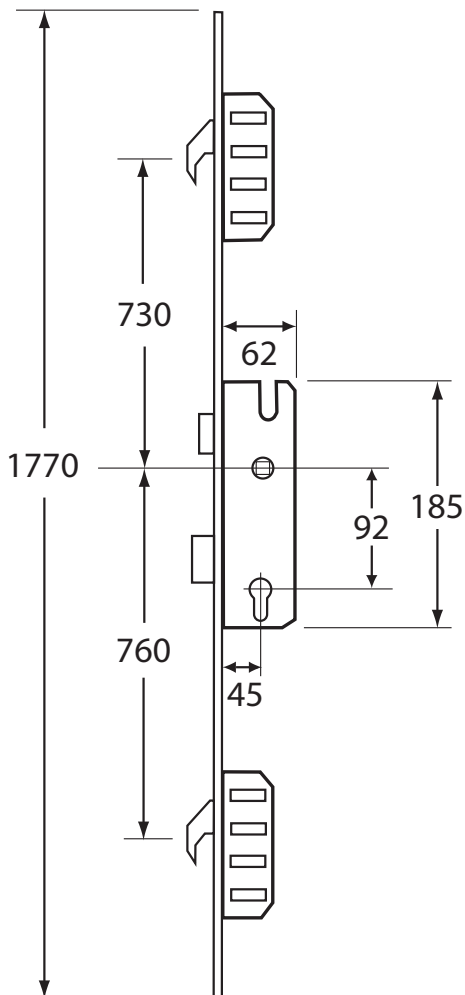
OPERATION

Locking

- Lift lever to engage locking mechanisms and then one full turn of the cylinder to lock.

Unlocking

- One full turn of the key then push down on the lever to release.



Hooks x 2

Latch & Deadbolt

	Backset	Centres	Hooks
L17412	45	92	2
L17413	55	92	2

 Yellow Chromate

Associated Products







Handles

-  L13078
-  L13079
-  L13080











Keeps

-  L12049 LH Centre
-  L12050 RH Centre
-  L15385 Hook



UPVC Lock

- | | |
|--|--|
| Non Locking | Locking |
|  AS3388 |  AS3387 |
|  AS3391 |  AS3389 |

 White  Silver  Gold  Brown

Multi Point Locking Multi Point Locks

WINK HAUS

Latch & Hookbolt

2 Hooks, 2 Rollers

35/92

Locking Method 'A' Lever Operation

FEATURES

- Euro Profile Lock Case
- Latch & Hookbolt
- Hooks x 2
- Rollers x 2
- 16mm Faceplate
- Split Spindle


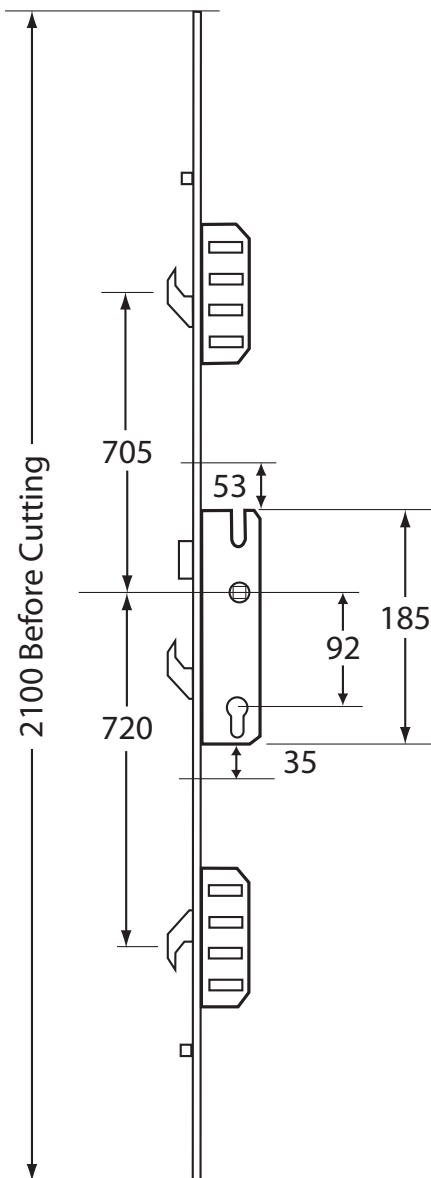
OPERATION

Locking

- Lift lever to engage locking mechanisms and then one full turn of the cylinder to lock.

Unlocking

- One full turn of the key then push down on the lever to release.



Hooks x 2


Rollers x 2

Latch & Hookbolt

	Backset	Centres	Hooks	Rollers
L17411	35	92	2	2

○ Silver

Associated Products



Handles

- L13078
- L13079
- L13080



Keeps

- L12049 LH Centre
- L12050 RH Centre
- L15385 Hook



UPVC Lock

- | | |
|---------------|-----------|
| ○ Non Locking | ○ Locking |
| ● AS3388 | ● AS3387 |
| ○ AS3391 | ○ AS3389 |

○ White ○ Silver ● Gold ● Brown

Multi Point Locking Yale Doormaster Universal



Latch & Hookbolt

2 Mushrooms, 2 rollers

35/45
92/92

Locking Method 'A' Lever Operation

FEATURES

- Universal replacement for 35mm UPVC roller type locks
- Centre hook protects against attack
- 1 piece adjustable mushroom rollers
- Adjustable mushroom rollers
- Fully assembled 1 piece keep, with uni packer system
- Supplied with multi use split spindle for either night latch or standard latch operation
- Fixing tabs to make fitting easy and more secure


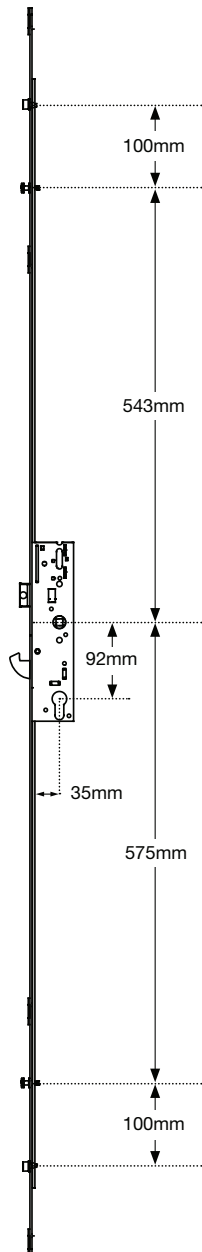
OPERATION

Locking

- Lift lever to engage bolt and roller, key to deadlock

Unlocking

- Key to unlock, depress lever to retract rollers and bolt



Mushroom x 2

Rollers x 2

Latch & Hookbolt

	Backset	Centres	Mushrooms	Rollers
L18709	35	92	2	2
L18708	45	92	2	2

○ Silver

Associated Products



Handles

○ L17789

● L17790

○ L17788

○ White

○ Silver

● Gold

● Brown

Multi Point Locking Yale Doormaster Adjustable



Latch & Hookbolt

2 Hooks, 2 Rollers

35/92

Locking Method 'A' Lever Operation

FEATURES

- Adjustable replacement for 35mm UPVC locks
- Night latch or standard latch operation
- 3 hooks protect against attack
- Adjustable to fit hook or deadbolts
- Adjustable rollers for a weather tight seal
- 3 piece adjustable keeps with unipacker system
- Top reach 520 to 860mm or bottom reach 560 to 890mm
- Reach is equal to spindle to centre of hook/deadbolt case
- Fixing tabs to make fitting easy and more secure


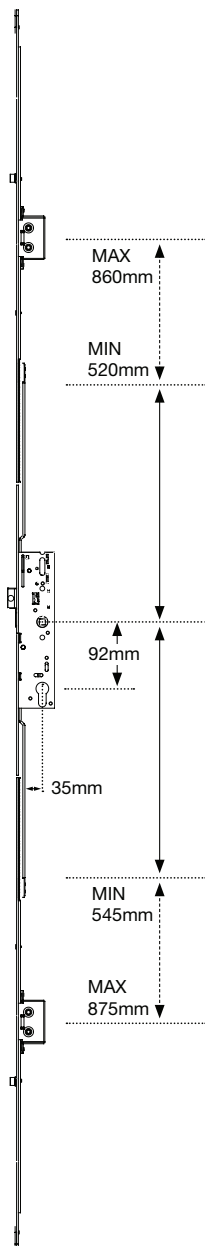
OPERATION

Locking

- Lift lever to engage bolt and roller, key to deadlock

Unlocking

- Key to unlock, depress lever to retract rollers and bolt



Hooks x 2

Rollers x 2

Latch & Hookbolt

	Backset	Centres	Hooks	Rollers
L18707	35	92	2	2

○ Silver

Associated Products



Handles

○ L17789

● L17790

○ L17788

○ White

○ Silver

● Gold

● Brown

Multi Point Locking Yale Doormaster Professional PVCU



Latch & Hookbolt

2 Hooks, 2 Rollers

35/45

92/92

Locking Method 'A' Lever Operation

FEATURES

- Adjustable replacement for 35mm UPVC locks
- Night latch or standard latch operation
- 3 hooks protect against attack
- Adjustable to fit hook or deadbolts
- Adjustable rollers for a weather tight seal
- 3 piece adjustable keeps, with uni packer system
- Reach is equal to spindle to centre of hook/deadbolt case
- Fixing tabs to make fitting easy and more secure


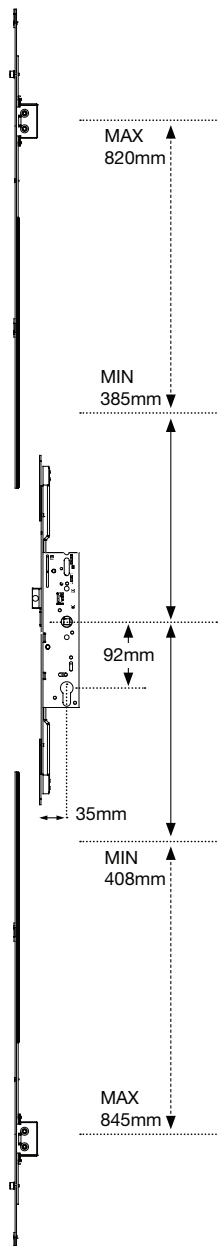
OPERATION

Locking

- Lift lever to engage bolt and roller, key to deadlock

Unlocking

- Key to unlock, depress lever to retract rollers and bolt



Hooks x 2

Rollers x 2

Latch & Hookbolt

	Backset	Centres	Mushrooms	Rollers
L18705	45	92	2	2
L18706	35	92	2	2

○ Silver

Associated Products



Handles

- L17789
- L17790
- L17788

○ White ○ Silver ● Gold ● Brown

Multi Point Locking Yale Doormaster Professional Timber



Latch & Hookbolt

2 Hooks, 2 Rollers

45/92

Locking Method 'A' Lever Operation

FEATURES

- Adjustable replacement for 45mm UPVC locks
- Night latch or standard latch operation
- 3 hooks protect against attack
- Adjustable to fit hook or deadbolts
- Adjustable rollers for a weather tight seal
- 3 piece adjustable keeps with uni packer system
- Top reach 385 to 827mm or bottom reach 408 to 850mm
- Reach is equal to spindle to centre of hook/deadbolt case
- 20mm faceplate for timber and composite doors
- Fixing tabs to make fitting easy and more secure


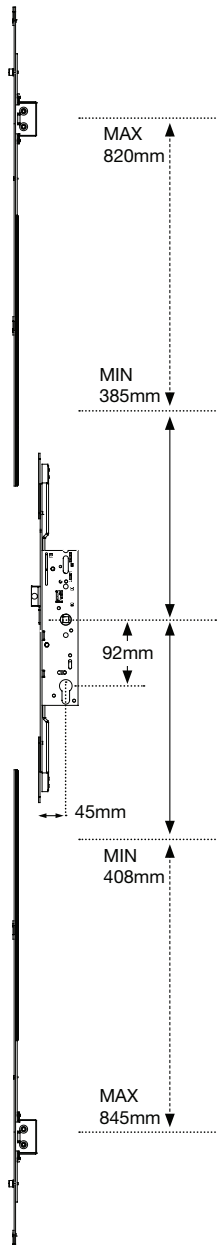
OPERATION

Locking

- Lift lever to engage bolt and roller; key to deadlock

Unlocking

- Key to unlock, depress lever to retract rollers and bolt



Hooks x 2

Rollers x 2

Latch & Hookbolt

Backset

Centres

Hooks

Rollers

L18704

45

92

2

2

○ Silver

Associated Products



Handles

○ L17789

● L17790

○ L17788

○ White

○ Silver

● Gold

● Brown

Multi Point Locking Overnight Locking

FUHR Deadbolt & Overnight Lock

35/92
45/92

Locking Method 'A' Lever Operation

FEATURES

- Euro Profile Lock Case
- Latch & Deadbolt
- 16mm Faceplate

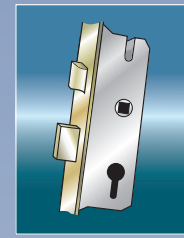
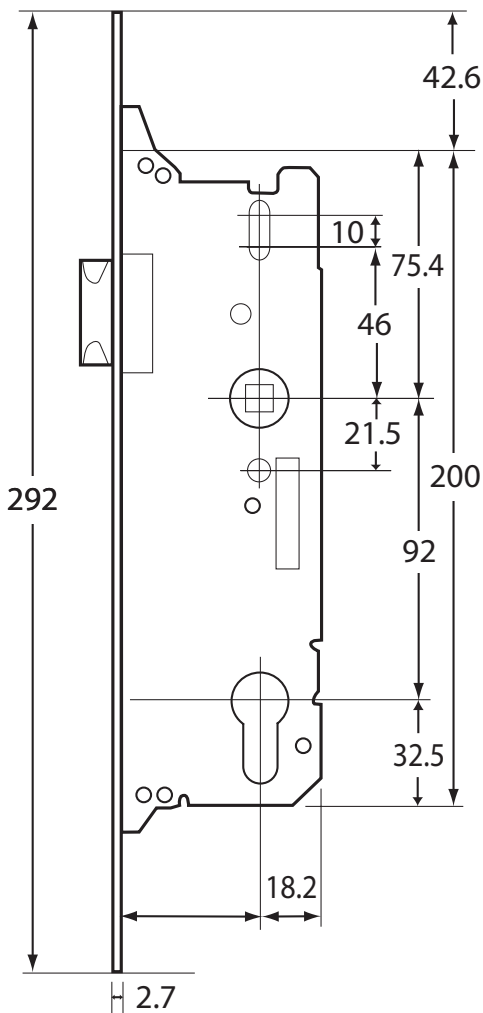
OPERATION

Locking

- Lift lever to engage locking mechanisms and then one full turn of the cylinder to lock.

Unlocking

- One full turn of the key then push down on the lever to release.



Latch & Deadbolt

	Backset	Centres
L17984	35	92
L17985	45	92

○ Silver

Associated Products




Handles

- L13078
- L13079
- L13080



Keeps

- L15385 Hook



UPVC Lock

- | | |
|-------------|----------|
| Non Locking | Locking |
| ● AS3388 | ● AS3387 |
| ○ AS3391 | ○ AS3389 |

○ White ○ Silver ● Gold ● Brown

Multi Point Locking Overnight Locking

**WINK
HAUS**

Latch & Deadbolt Overnight Lock

35/92
45/92

Locking Method 'A' Lever Operation

FEATURES

- Euro Profile Lock Case
- Latch & Deadbolt
- 16mm Faceplate

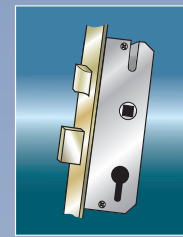
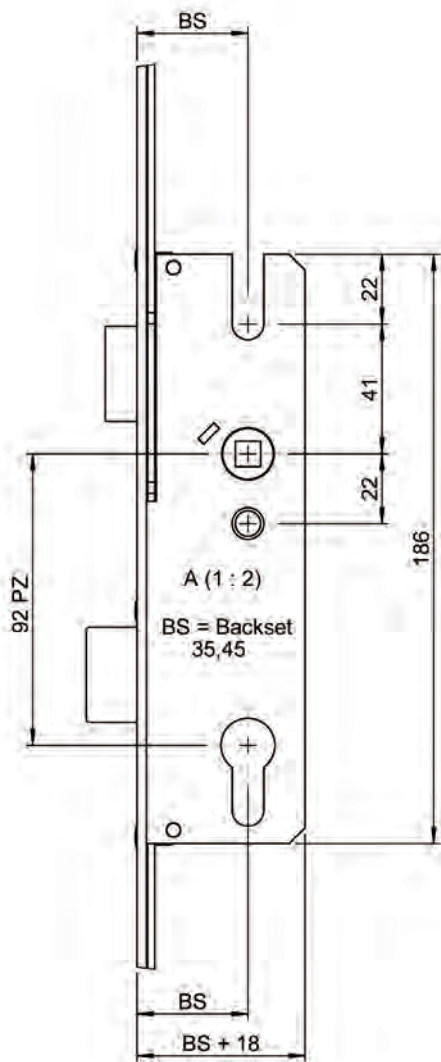
OPERATION

Locking

- Lift lever to engage locking mechanisms and then one full turn of the cylinder to lock.

Unlocking

- One full turn of the key then push down on the lever to release.



Latch & Deadbolt

	Backset	Centres
L16212	35	92
L16213	45	92


○ Silver

Associated Products



Handles

- L13078
- L13079
- L13080



UPVC Lock


- | | |
|---------------|-----------|
| ○ Non Locking | ○ Locking |
| ● AS3388 | ● AS3387 |
| ○ AS3391 | ○ AS3389 |

○ White ○ Silver ● Gold ● Brown



Index

Furniture



Door

- Letterbox 997
- Lever / Lever 998 - 1004
- Lever / Pad 1005 - 1006



Patio

- Patio 1007



Window

- Cranked 1008
- Inline 1009



Espag

- Accessories 1010 - 1012

Door Furniture

Here at Aldridge we have made it our business to source a comprehensive range of UPVC door handles from leading manufacturers such as Hoppe and Roto to name but a few.

We estimate that the handles we stock will fit 99% of UPVC doors in the UK regardless of age and style.

Handles available in the following configurations.



• Lever-Lever



• Lever-Fixed Pad



• Lever-Moveable Pad

Colours

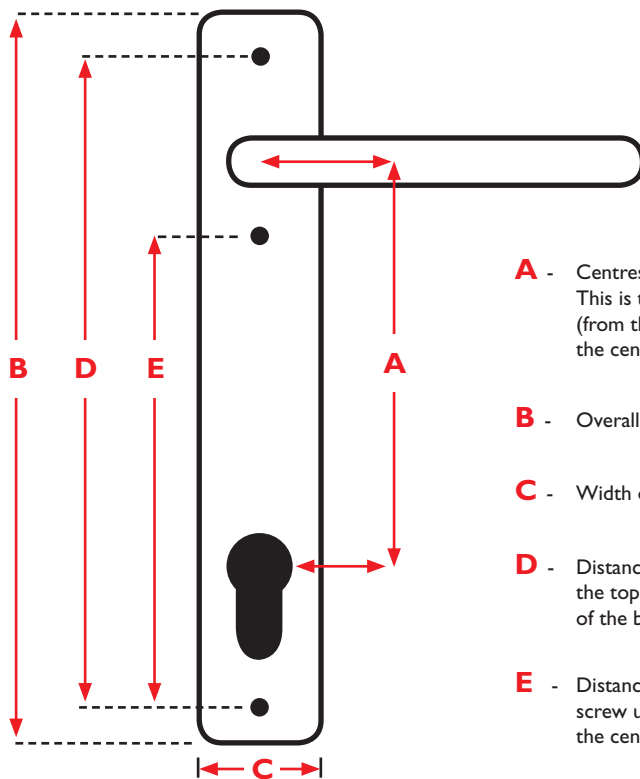
● White ● Silver

● Gold ● Polished Brass

Centre

• 48mm • 68mm • 70mm • 72mm • 92mm • 92/62mm • 117mm

Door Measurements



- A** - Centres
This is the most important measurement (from the centre of the key hole to the centre of the handle).
- B** - Overall plate length.
- C** - Width of the handle plate.
- D** - Distance between the centre of the top screw and the centre of the bottom screw.
- E** - Distance between the centre of screw underneath the handle to the centre of the bottom screw.

Multi Point Locking Door - Letter Box

UPVC Letter Plates



FEATURES

- Letter Box is a robust moulded frame set with internal and external sprung flaps.
- The external flap has been designed to be opened to approx 147°, giving a generous and clear access to the sleeve aperture.
- A secondary internal nylon brush seal has been introduced to reduce air filtration when in use.
- Will suit door thickness of 38 - 78mm.

UPVC Letter Plates



FEATURES

- Letter Box is a robust moulded frame set with internal and external sprung flaps.
- The external flap has been designed to be opened to approx 147°, giving a generous and clear access to the sleeve aperture.
- A secondary internal nylon brush seal has been introduced to reduce air filtration when in use.
- Will suit door thickness of 38 - 78mm.

UPVC Letter Plates



FEATURES

- The Alpha Letter Box has a fully extruded aluminium frame set with internal and external sprung flaps.
- The external flap has been designed to be opened to approx 147°, giving a generous and clear access to the sleeve aperture.
- A secondary internal nylon brush seal has been introduced to reduce air filtration when in use.
- Will suit door thickness of 38 - 78mm.

	Overall Size	Opening Size
L12713	265x70	216x38
L12714	265x70	216x38
L12712	265x70	216x38

Silver Gold
 White

	Overall Size	Opening Size
L12716	304x70	254x38
L12717	304x70	254x38
L12715	304x70	254x38

Silver Polished Gold
 White

	Overall Size	Opening Size
L12719	305x70	254x38
L12720	305x70	254x38
L12718	305x70	254x38

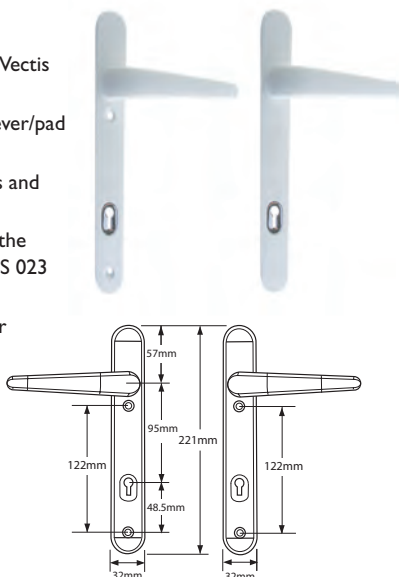
Silver Polished Gold
 White



UPVC Lever Door Furniture 3230

FEATURES

- Complete integrated handle solution for the Vectis Locking system.
- Stylish Regency and Classic lever/lever and lever/pad designs available.
- Patented key guide system to suit all profile's and sizes for ease of key alignment.
- Unique patented integral shutter system on the external face of the handle back plate for PAS 023 assurance.
- Suites with all Ikon Classic and Regency door furniture.
- High corrosion resistance - Advanced Zircon® PVD Finish.
- Solid handle grip.
- Suitable for PVC-u, aluminium, composite and timber doors.
- 10 year performance guarantee.



	Centres (PZ)	Spindle	Screws
L16400	95	8	122

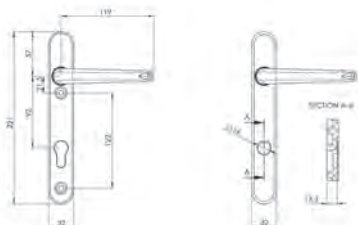
○ White



UPVC Lever Door Furniture 3275

FEATURES

- 92mm centres with Euro profile section.
- External handle has the Euro profile section shrowded to aid anti snapping.
- The unsprung levers are fixed to the back plate and reversible.



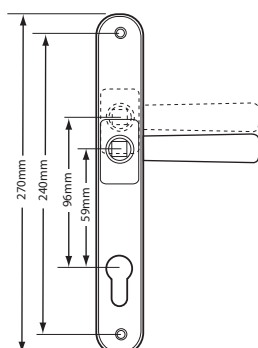
	Centres (PZ)	Spindle	Screws
L17988	92	8	122
L17987	92	8	122

● Gold ○ Silver

Flexi UPVC Flexi Lever Door Furniture

FEATURES

- Flexi Sprung Lever/Lever Door Handle.
- One handle designed to fit 75% of Multipoint locks the PZ distance can be varied from 96mm to 59mm.
- 270mm Long to cover any Existing Holes.
- Maintenance Handles for Multipoint locks.
- To Fit Most of the Upvc Door Mechanism.



	Centres (PZ)	Spindle	Screws
L17146	59-92	8	240
L17147	59-92	8	240
L17148	59-92	8	240
L17145	59-92	8	240

○ Chrome ● Gold
○ Silver ○ White

HOPPE  Tokyo Series PAS 24-I:1999

FEATURES

- External backplates manufactured from solid aluminium extrusion, thus providing added strength and attack resistance.
- Sliding cylinder cover to protect against attack and adjustable to suit various cylinder lengths.
- M6 hardened steel screws for added strength.
- Same fixing positions as standard HOPPE products therefore making the product suitable for retrofitting.
- No additional routing or other preparation is required.
- No need to fit additional cylinder protection.



	Centres	Spindle	Screws
L16465	92	8	122
L16466	92	8	122
L17167	92	8	122

	Centres	Spindle	Screws
L16468	92	8	215
L16469	92	8	215
L17170	92	8	215

	Centres	Spindle	Screws
L16471	92/ 62	8	215
L16472	92/ 62	8	215
L17173	92/ 62	8	215

	Centres	Spindle	Screws
L16474	92/ 70.5	8	215
L16475	92/ 70.5	8	215
L17176	92/ 70.5	8	215

Silver
 Gold
 White

HOPPE® 2 Hole Fix Lever - Lever PZ92 (Sprung)

FEATURES

- The sprung levers are fixed to the backplates and by design are fully reversible.
- Fixing lugs are supplied on both backplates (2 on each) for a more secure fix.
- Handles to suit LOCKMASTER, YALE G712 and YALE G2000.



	Centres (PZ)	Spindle	Screws
LI3093	92	8	240
LI3094	92	8	240

● Gold ● White

HOPPE® 2 Hole Fix Lever - Lever PZ92 (Unsprung)

FEATURES

- The unsprung levers are fixed to the backplates and by design are fully reversible.
- Fixing lugs are supplied on both backplates (2 on each) for a more secure fix.
- Handles to suit FUHR, AGB, ASGARD, KFV, MACO, WINKHAUS, GU, LOCKMASTER (SPRUNG) MILA.



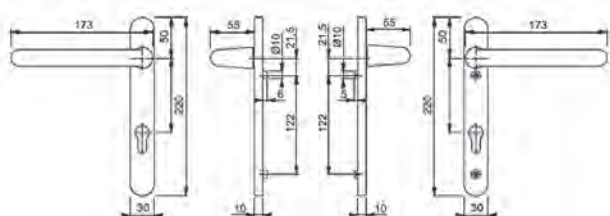
	Centres (PZ)	Spindle	Screws
LI3078	92	8	122
LI3079	92	8	122
LI3080	92	8	122

● Silver ● Gold
● White

HOPPE® 2 Hole Fix Lever - Lever PZ92 (Unsprung)

FEATURES

- The unsprung levers are fixed to the backplates and by design are fully reversible.
- Fixing lugs are supplied on both backplates (2 on each) for a more secure fix.
- Handles to suit FUHR, AGB, ASGARD, KFV, MACO, WINKHAUS, GU, LOCKMASTER (SPRUNG) MILA.



	Centres (PZ)	Spindle	Screws
LI7394	92	8	122
LI7395	92	8	122

● Gold ● White

HOPPE® 2 Hole Fix Disabled PZ92 (Unsprung) Elderly Lever - Lever

FEATURES

- The unsprung levers are fixed to the backplates and by design are fully reversible.
- Fixing lugs are supplied on both backplates (2 on each) for a more secure fix.
- Handles to suit FUHR, AGB, ASGARD, KFV, MACO, WINKHAUS, GU, LOCKMASTER (SPRUNG) MILA.



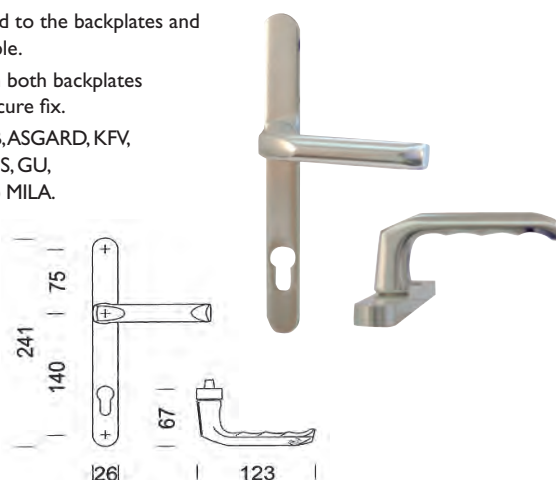
	Centres (PZ)	Spindle	Screws
L13103	92	8	122
L13104	92	8	122

● Gold ● White

HOPPE® 2 Hole Fix Lever - Lever PZ92 (Sprung)

FEATURES

- The sprung levers are fixed to the backplates and by design are fully reversible.
- Fixing lugs are supplied on both backplates (2 on each) for a more secure fix.
- Handles to suit FUHR, AGB, ASGARD, KFV, MACO, ROTO, WINKHAUS, GU, LOCKMASTER (SPRUNG) MILA.
- Also available
Visi packed
L15782 - Silver
L15783 - Gold
L15784 - White



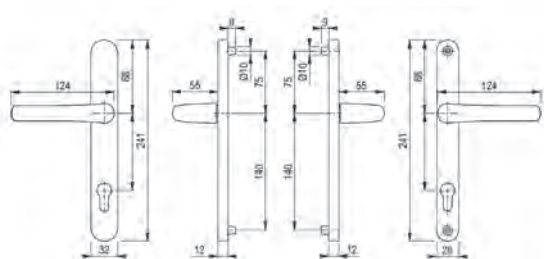
	Centres (PZ)	Spindle	Screws	Boxed / Visi
L15456	92	8	215	B
L15782	92	8	215	V
L15457	92	8	215	B
L15458	92	8	215	B

● Silver ● Gold ● White

HOPPE® UPVC Lever Door Furniture

FEATURES

- The sprung levers are fixed to the backplates and by design are fully reversible.
- Fixing lugs are supplied on both backplates (2 on each) for a more secure fix.
- Handles to suit FUHR, AGB, ASGARD, KFV, MACO, ROTO, WINKHAUS, GU, LOCKMASTER (SPRUNG) MILA.
- Also available
Visi packed
L15782 - Silver
L15783 - Gold
L15784 - White



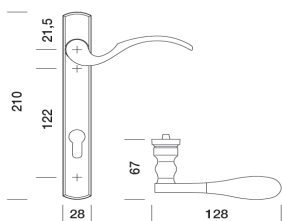
	Centres (PZ)	Spindle	Screws
L17399	92	8	215
L17400	92	8	215

● Silver ● White


HOPPE® 2 Hole Fix Lever - Lever PZ92 (Unsprung)

FEATURES

- The unsprung levers are fixed to the back plates and by design are handed.
- Fixing lugs are supplied on both backplates (2 on each) for a more secure fix.
- RH illustrated handles to suit FUHR, AGB, ASGARD, KFV, MACO, WINKHAUS, GU, LOCKMASTER (SPRUNG) MILA.



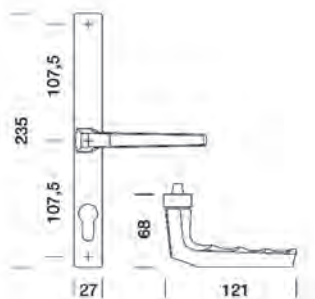
	Centres (PZ)	Spindle	Screws	Handing
LI3105	92	8	122	RH
LI3106	92	8	122	LH

 Polished Brass


HOPPE® UPVC Lever Door to Suit ABT & Union

FEATURES

- The unsprung levers are fixed to the backplates and by design are fully reversible.
- Fixing lugs are supplied on both backplates (2 on each) for a more secure fix.
- Handles to suit ABT and UNION.



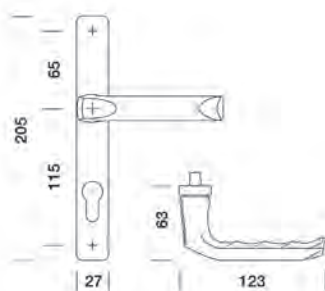
	Centres (PZ)	Spindle	Screws
LI7781	48	8	215
LI7465	48	8	215
LI7393	48	8	215

 Silver  Gold
 White

HOPPE® 2 Hole Fix Lever - Lever PZ72 (Unsprung)

FEATURES

- The unsprung levers are fixed to the backplates and by design are fully reversible.
- Fixing lugs are supplied on both backplates (2 on each) for a more secure fix.
- Handles to suit FERCO.



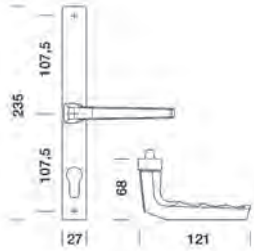
	Centres (PZ)	Spindle	Screws
LI3087	70	7	180
LI5455	70	7	180
LI3088	70	7	180

 Silver  Gold
 White

HOPPE® 2 Hole Fix Lever - Lever PZ68 (Sprung)

FEATURES

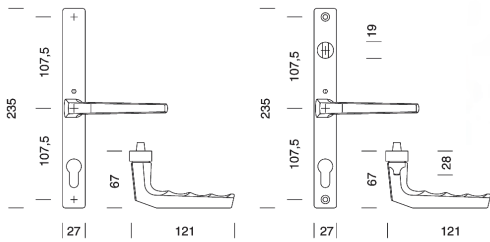
- The sprung levers are fixed to the backplates and by design are fully reversible.
- Fixing lugs are supplied on both backplates (2 on each) for a more secure fix.
- Handles to suit LOCKMASTER, YALE G712 and YALE G2000.



HOPPE® 2 Hole Fix Lever - Lever PZ68 (Sprung)

FEATURES

- The sprung levers are fixed to the backplates and by design are fully reversible.
- Fixing lugs are supplied on both backplates (2 on each) for a more secure fix.
- Supplied complete with snib on inner backplate
- Handles to suit FULLEX.



LIFT & LOCK HANDLES

Simply lifting the handle on both variants throws the multi-point bolts and deadlocks the door in a single keyless movement.

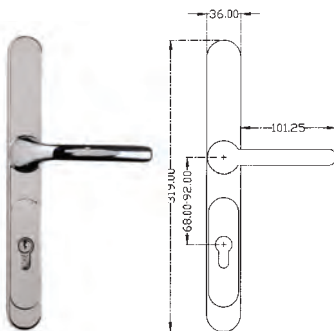
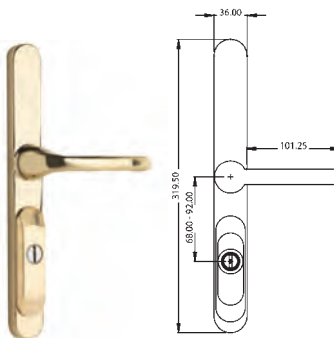
- Non-handed - fits right and left handed doors.
- Sliding escutcheon accommodates 68-92mm centres and door thickness 45-72mm.

LOCKGUARD SECURITY

- Retro-fit armoured handle set for multi-point locks.
- Armoured escutcheon to shield cylinder.
- Drill jigs available to special order.
- BSI 906:2002 Grade 4 Security and PAS 24 accredited.

UNIVERSAL RETRO FIT

- Universal retro-fit handle set.
- Removes need to carry vast range of replacement handles.
- Moveable fixing lugs.



	Centres (PZ)	Spindle	Screws
LI3097	68	8	215
LI7779	68	8	215
LI3098	68	8	215

- Silver ● Gold
- White

	Centres (PZ)	Spindle	Screws
LI3099	68	8	215
LI7780	68	8	215
LI3100	68	8	215

- Silver ● Gold
- White

	Adjustable Centres	Spindle	Screws
LI6228	68/92	8	283
LI6785	68/92	8	283

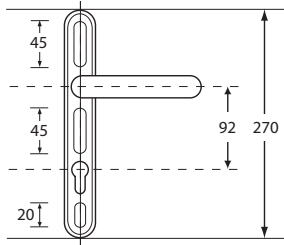
- Gold ○ Chrome Plated



UPVC Lever Door Furniture - Retro

FEATURES

- Replacement door handle for doors fitted with a multipoint lock with 92mm lock centres.
- Can be used on PVC, composite and wooden doors.
- Multiple fixing hole positions to cover most brands of locks.



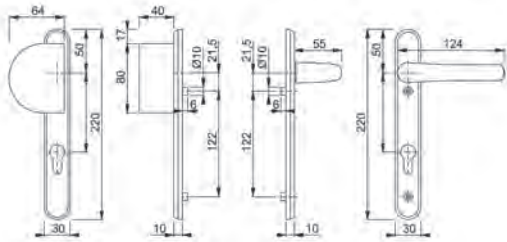
	Centres (PZ)	Spindle	Screws
L17789	92	8	Multi
L17790	92	8	Multi
L17788	92	8	Multi

- Polished Chrome
- Gold
- White

HOPPE® UPVC Lever / Fixed Pad Door Furniture 554/3360N

FEATURES

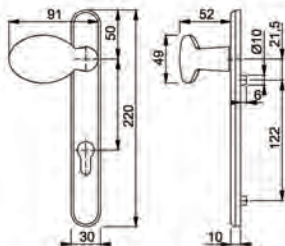
- The unsprung levers are fixed to the back plates and by design are handed.
- Fixing lugs are supplied on both backplates (2 on each) for a more secure fix.
- Easily reversible.
- RH illustrated handles to suit FUHR,AGB, ASGARD, KFY,MACO,WINKHAUS, GU, LOCKMASTER (SPRUNG) MILA.



HOPPE® 2 Hole Fix Lever - Moveable Pad PZ92 (Unsprung)

FEATURES

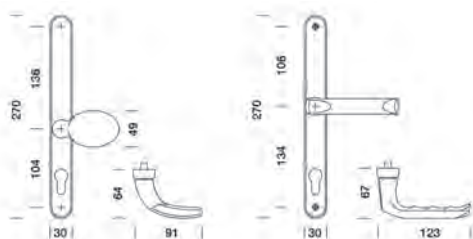
- The unsprung lever and moveable pad are fixed to the backplates and by design are fully reversible.
- Fixing lugs are supplied on both backplates (2 on each) for a more secure fix.
- Handles to suit FUHR, AGB, ASGARD, KFY, MACO, ROTO, WINKHAUS, GU-FERCO, PADDOCK



HOPPE® UPVC Lever Door Furniture - Retro

FEATURES

- The sprung lever and pad are fixed to the backplates and by design are fully reversible.
- Fixing lugs are supplied on both backplates (2 on each) for a more secure fix.
- Handles to suit LOCKMASTER, YALE G712 and YALE G2000.



	Centres (PZ)	Spindle	Screws
LI7466	92	8	122
LI7468	92	8	122
LI7467	92	8	122

- Polished Chrome
- Gold ○ White

	Centres (PZ)	Spindle	Screws
LI5779	92	8	122
LI5780	92	8	122
LI5781	92	8	122

- Polished Chrome
- Gold ○ White

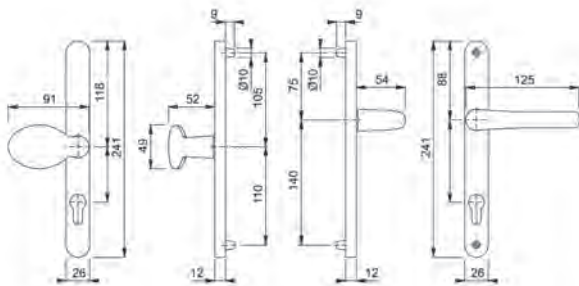
	Centres (PZ)	Spindle	Screws
LI3095	92/ 62	8	240
LI3096	92/ 62	8	240

- Gold ○ White

HOPPE® UPVC Lever / Moveable Pad Door Furniture

FEATURES

- The sprung lever and moveable pad are fixed to the backplates and by design are fully reversible.
- Fixing lugs are supplied on both backplates (2 on each) for a more secure fix.
- Handles to suit Asgard locks.



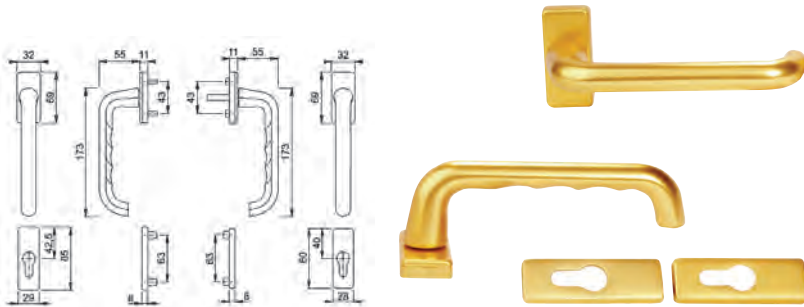
	Centres (PZ)	Spindle	Screws
L17464	92/70	8	215
L17463	92/70	8	215

● Gold ● Silver

HOPPE® Locking Tilt & Slide Patio Set

FEATURES

- 2 hole fix lever.
- Internal/external handle with concealed fixings
- To suit door thickness 68 - 73mm.
- The handle will engage in four positions at 90° increments.



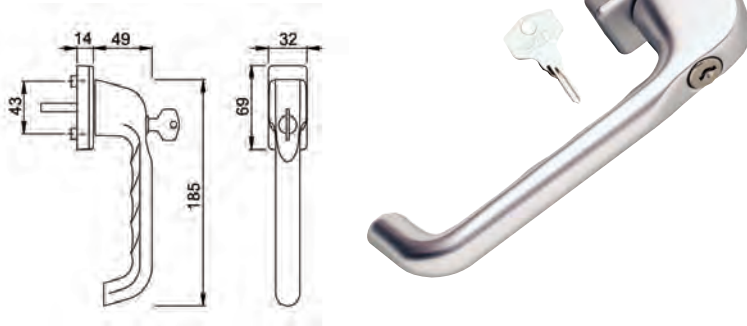
	Spindle	Screws
L15387	7	43
L15388	7	43

● Gold ● White

HOPPE® Locking Tilt & Slide Patio Handle

FEATURES

- Handle for internal use only with fully concealed fixings.
- Turn key to lock. Turn key to release.
- The handle will engage in four positions at 90° increments and can only be locked in the closed position by the key.



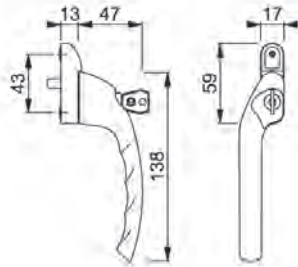
	Spindle	Screws
L15367	7	43
L15368	7	43
L15369	7	43

● Silver ● Gold
● White

HOPPE® Locking Left Hand Espag Handle

FEATURES

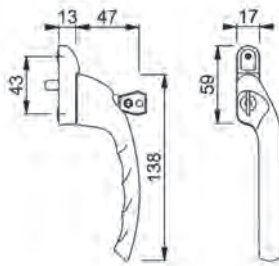
- For use with Espagnolette window locks.
- Handle is easily opened by pushing the button and will operate to the positive stop position at 90°.
- Handle is automatically locked when closed, and can be deadlocked with the key.



HOPPE® Locking Right Hand Espag Handle

FEATURES

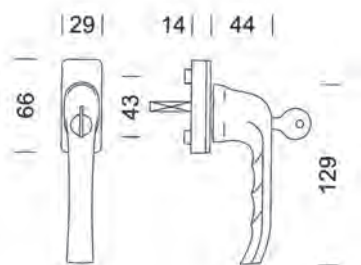
- For use with Espagnolette window locks.
- Handle is easily opened by pushing the button and will operate to the positive stop position at 90°.
- Handle is automatically locked when closed, and can be deadlocked with the key.



HOPPE® Locking Tilt & Turn Window Handle

FEATURES

- Fully concealed fixings
- 32mm projecting spindle.
- The handle will engage in four positions at 90° increments and when locked will always move freely to the tilt position
- Uses key no. 2W153.



	Spindle	Screws
L15330	7	43
L15328	7	43
L15326	7	43

Silver Gold
 White

	Spindle	Screws
L15331	7	43
L15329	7	43
L15327	7	43

Silver Gold
 White

	Spindle	Screws
L15365	7	43
L15370	7	43
L15366	7	43

Silver Gold
 White

HOPPE® Locking Tilt -Before-Turn Handle

FEATURES

- Fully concealed fixings
- 32mm projecting spindle.
- The handle will engage in four positions at 90° increments and when locked will always move freely to the tilt position
- Uses key no. 2W153.



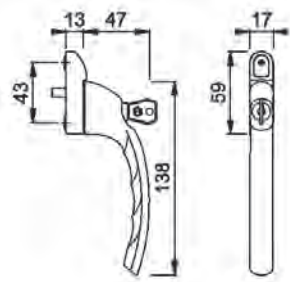
	Spindle	Screws
LI7396	7	43
LI7398	7	43
LI7397	7	43

Silver Gold
 White

HOPPE® UPVC Espag Handle Inline

FEATURES

- For use with Espagnolette window locks.
- Handle is easily opened by pushing the button and will operate to the positive stop position at 90°.
- Handle is automatically locked when closed, and can be deadlocked with the key.



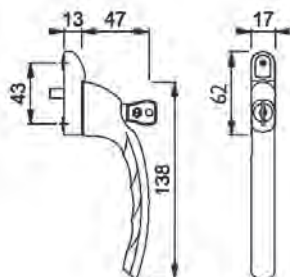
	Spindle	Screws
LI5325	7	43
LI5324	7	43
LI5104	7	43

Silver Gold
 White

Yale® UPVC Espag Handle Inline

FEATURES

- Stylish contemporary window handles.
- Key locking and non locking.
- Spindle lengths to fit all profiles.
- Non locking option available with green button to help identify fire exit.
- Co-ordinated covers caps.



	Spindle	Screws
LI7792	7	43
LI7793	7	43
LI7791	7	43

Polished Chrome
 Gold
 White

Multi Point Locking Espag Rods



In-Line UPVC Window Espagnolette Bolt 20mm Backset

FEATURES

- In-line Eurogroove Fitting.
- Night Vent Position.
- 19mm Cam Travel.
- 500 Hours Salt Spray Corrosion Resistance.
- Adjustable Mushroom Cams.

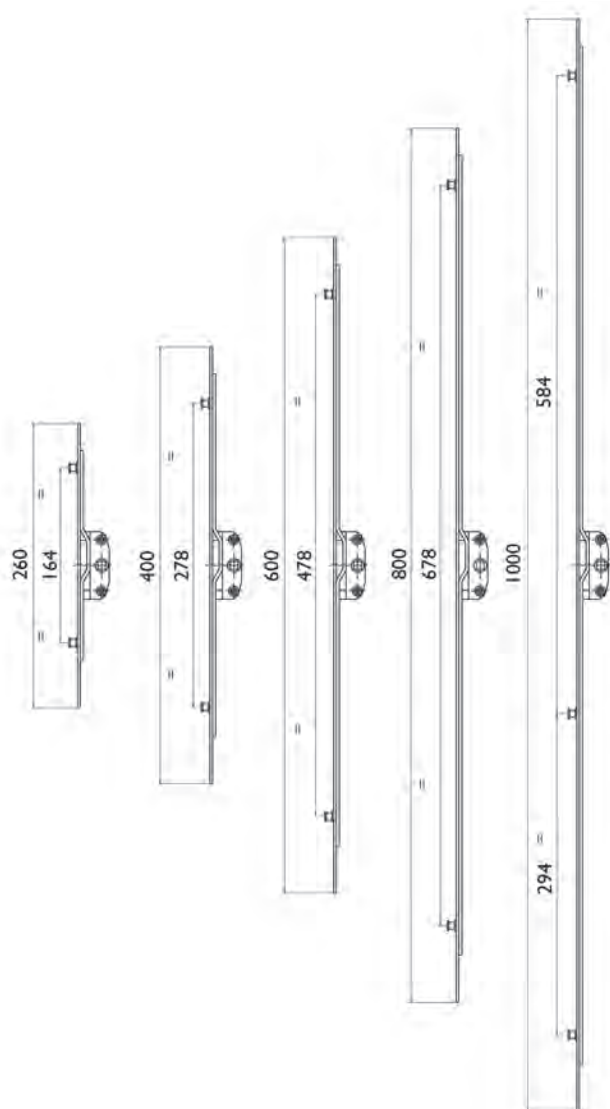
OPERATION

Locking

- Automatically locked when espag handle is rotated in-line with frame, can be deadlocked with the key.

Unlocking

- Press button on espag handle to lift.



	Length	Cams	Spindle
L15410	260	2	7
L15411	400	2	7
L15412	600	2	7
L15413	800	2	7
L15414	1000	3	7

 Yellow Chromate

Associated Products



Espag Handles In-line

-  L15325
-  L15324
-  L15104



Espag Handles RH

-  L15331
-  L15329
-  L15327







Espag Handles LH

-  L15330
-  L15328
-  L15326



Keeps

-  L15399 Cam

 White  Silver  Gold

Multi Point Locking Espag Rods



In-Line UPVC Window Espagnolette Bolt 22mm Backset

FEATURES

- In-line Eurogroove Fitting.
- Night Vent Position.
- 19mm Cam Travel.
- 500 Hours Salt Spray Corrosion Resistance.
- Adjustable Mushroom Cams.

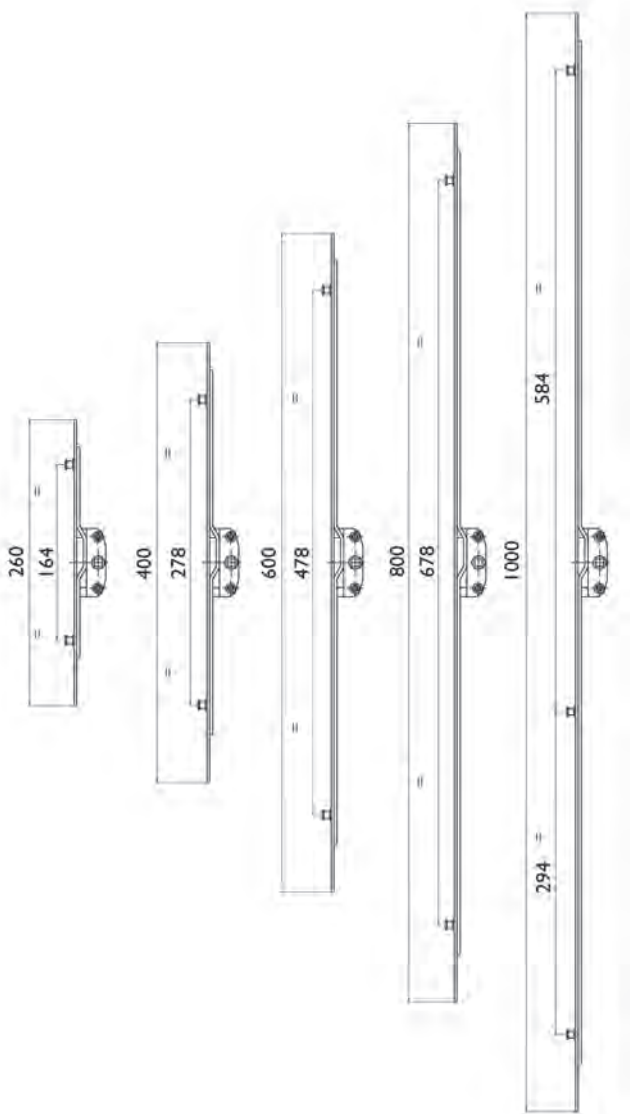
OPERATION

Locking

- Automatically locked when espag handle is rotated in-line with frame, can be deadlocked with the key.

Unlocking

- Press button on espag handle to lift.



	Length	Cams	Spindle
LI 5405	260	2	7
LI 5406	400	2	7
LI 5407	600	2	7
LI 5408	800	2	7
LI 5409	1000	3	7

Yellow Chromate

Associated Products



Espag Handles In-line

- LI 5325
- LI 5324
- LI 5104



Espag Handles RH

- LI 5331
- LI 5329
- LI 5327



Espag Handles LH

- LI 5330
- LI 5328
- LI 5326



Keeps

- LI 5399

White Silver Gold

Multi Point Locking Espag Rods



Offset UPVC Window Espagnolette Bolt 20mm Backset

FEATURES

- Offset designed for profiles without a Eurogroove.
- Night vent position.
- 19mm cam travel.
- 500 hours salt spray corrosion resistance.
- Adjustable mushroom cams.

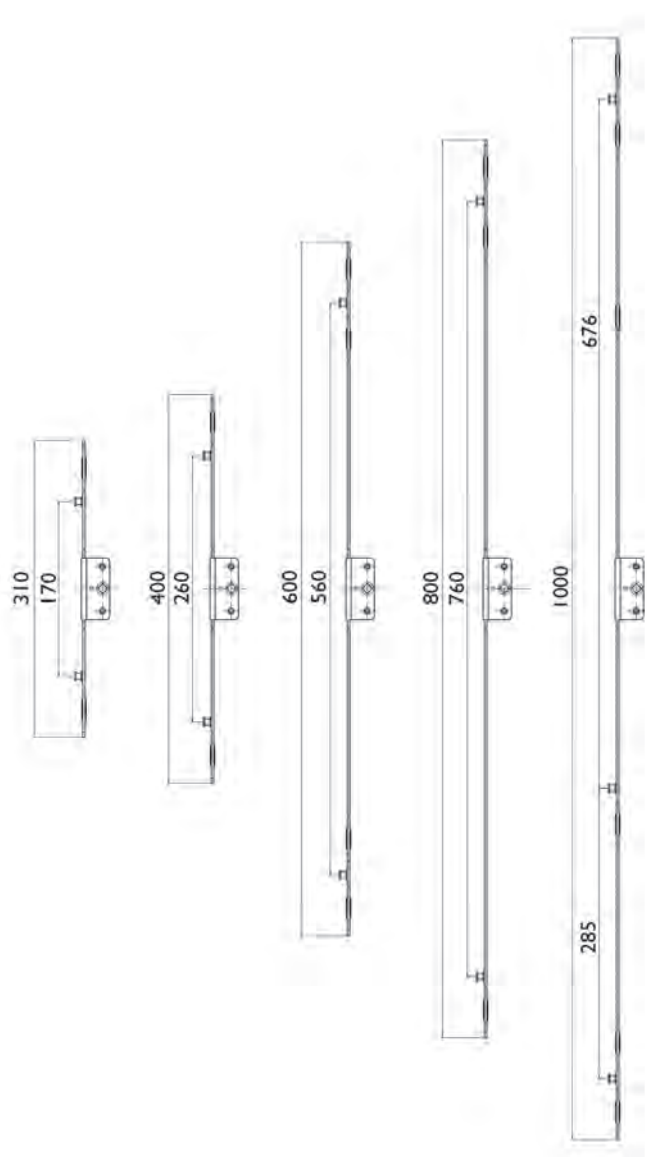
OPERATION

Locking

- Automatically locked when espag handle is rotated in-line with frame, can be deadlocked with the key.

Unlocking

- Press button on espag handle to lift.



	Length	Cams	Spindle
L15400	310	2	7
L15401	400	2	7
L15402	600	2	7
L15403	800	2	7
L15404	1000	3	7

Yellow Chromate

Associated Products



Espag Handles In-line

- L15325
- L15324
- L15104



Espag Handles RH

- L15331
- L15329
- L15327



Espag Handles LH

- L15330
- L15328
- L15326



Keeps

- L15399

White Silver Gold



Index

Accessories



• Flexi Concealed UPVC Door Closer ... **1014**

• Lever /Pad Fixing Plate **1014**

• Half Spindle **1014**

• UPVC Door Hinge **1014**

• Friction Hinge Top Hung **1015**

• Keeps **1016 - 1017**

• Promo Striker Kit **1018**

• UPVC Window Accessory Kit **1019**

• UPVC Window & Door Accessory Kit **1019**

• UPVC Repair Screw **1020**

• Sash Stopper - Locking **1020**

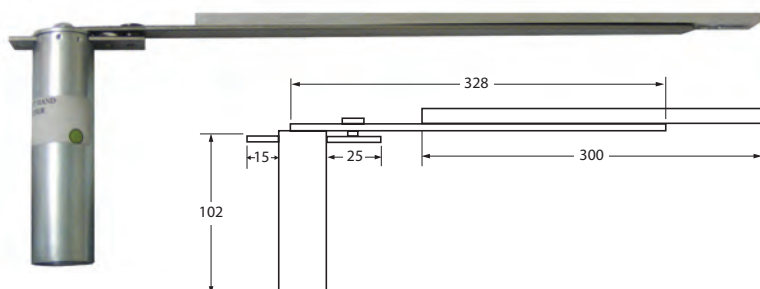
• Sash Stopper Non Locking **1020**

• UPVC Safe T-Bar **1020**



Closers


Flexi Flexi Concealed UPVC Door Closer



Furniture

HOPPE Lever / Pad Fixing Plate


- To suit 3623N / 3620N backplate



Half Spindle

GU Half Spindle

Code	Description
LI5382	54mm
LI5384	64mm
LI5383	74mm



Hinges



UPVC Door Hinge

- Butt hinge for UPVC doors.
- 0°, 5° or 15°.
- Security and horizontal adjustment of +/- 2mm for ease of installation.



Code Description

LI7422	LH
LI7423	RH

Code

LI6401

	Size		Size
LI5382	54mm	LI5383	76mm
LI5384	64mm		

Yellow Chromate

	Size	Beveled Angle	Quantity
LI2141	100mm	0°	10
LI2140	100mm	5°	10
LI2142	100mm	15°	10


White



Friction Hinge Top Hung

FEATURES

- Fool proof locating system for reliable, accurate closure.
- Effective weather & draught proofing.
- Smooth operation.



Friction Hinge Side Hung

FEATURES

- Fool proof locating system for reliable, accurate closure.
- Effective weather & draught proofing.
- Smooth operation.



13mm Stack Height

17mm Stack Height

LI4516	8"	LI4522	8"
LI4517	10"	LI4523	10"
LI4518	12"	LI4524	12"
LI4519	16"	LI4525	16"
LI4520	20"	LI4526	20"
LI4521	24"	LI4527	24"

Silver

13mm Stack Height

17mm Stack Height

LI4528	12"	LI4530	12"
LI4529	16"	LI4531	16"

Silver



FEATURES

- GU
 - Mushroom Keep
 - 82x30
- L12052



FEATURES

- GU
 - Roller Keep
 - 82x30
- L12051



FEATURES

- Ferco
 - Roller Keep
 - 85x26
- L14405



FEATURES

- GU Hook Keep
 - 113x30
- L15385




FEATURES

- GU Deadbolt
 - 113x30
- L15386



FEATURES

- GU Packers
- L15610



FEATURES

- GU
 - Centre Keep LH
 - 225x30
- L12049




FEATURES

- GU
 - Centre Keep RH
 - 225x30
- L12050




FEATURES

- Lockmaster
 - Centre Keep LH
 - 225x30
- L15393



FEATURES

- Lockmaster
 - Centre Keep RH
 - 225x30
- L15394



FEATURES

- Roto Latch & Deadbolt
 - Keep Set
 - 200x18
- L15570



FEATURES

- FUHR
- (Adjustable Hook Keep)
- 125x25

LI5568



FEATURES

- FUHR
- Centre Keep LH
- 252x30

LI5567



FEATURES

- FUHR
- Centre Keep RH
- 252x30

LI5566



FEATURES

- Flexi
- Centre Keep

LI7420 LH

LI7421 RH



FEATURES

- GU
- Hinge Bolt Keep

LI2059



FEATURES

- FERCO Latch Keep
- 85x26

LI4406



FEATURES

- GU
- Deadbolt Keep to suit timber
- 95x20

LI5571



FEATURES

- GU
- Centre Keep to suit timber
- 175x20

LI5572



FEATURES

- Maco Universal Espag
- Rod Keep
- 49x28

LI5399



FEATURES

- UNIVERSAL
- Centre Keep
- 240x20

LI5569

**LI5399
Not included
in the kit**

Promo Striker Kit

FEATURES

- Promo striker
- Accessory Kit
- Consists of various UPVC door keeps
- Roller
- Mushroom
- Hook
- Deadbolt
- Latch and deadbolt packers etc.



Accessories



FEATURES

- SI Roller Keep
- 45x19

L15573



FEATURES

- SI Roller Keep
- 45x12

L15574



FEATURES

- SI Roller Keep
- 45x14

L15575



FEATURES

- SI Roller Keep
- 50x17

L15576



FEATURES

- SI Roller Keep
- 52x17

L15577



FEATURES

- SI Roller Keep
- 46x21

L15578



FEATURES

- SI Roller Keep
- 52x17

L15579



FEATURES

- SI Roller Keep
- 47x17

L15581

UPVC Window Accessory Kit

FEATURES	Types No.	Units
■ Roller Keeps	21	188
■ Mushroom Keeps	1	8
■ Assorted Plastic Packers	14	280
■ Universal Centre Keeps	2	6
■ Universal Shootbolt Keeps	1	8
■ Universal Deadbolt Keeps	1	4

L16226



UPVC Window & Door Accessory Kit

FEATURES	Types No.	Units
■ Roller Keeps	10	67
■ Espag Rods In-line 250mm	2	2
■ Espag Rods Offset 250mm	3	3
■ Concealed Window Restrictor	1	10
■ Saracen Window Centre Gearbox's	4	4
■ Window Centre Drivegear	1	2


L16225



Screws



UPVC Repair Screws



	Size	Quantity
L12060	25mm	100
L12061	38mm	100

 Yellow Chromate

Secondary Security



Sash Stopper - Locking

- Face fix additional security device for UPVC windows and doors.



	Size	Quantity
AS3389	75x20	10
AS3387	75x20	10

 Brown  White



Sash Stopper - Non Locking

- Face fix additional security device for UPVC windows and doors.



	Size	Quantity
AS3391	75x20	10
AS3388	75x20	10

 Brown  White

Safe T-Bar





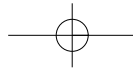
UPVC Safe T-Bar

- A home safety device.
- Non handed & face fixed.
- Specifically designed for UPVC.
- Suitable for open in or out doors.



	Quantity
L12136	1
L12137	1

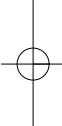
 Brown  White



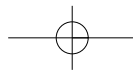
Available
Summer 2012

Multi Point Locking Catalogue

- 2500+ products
- Major brands
- Technical illustrations & details
- Associated products



Email marketing@aldrigesecurity.co.uk to forward order your copy



ALDRIDGE Multi Point Locking I.D Sheet



Please complete as much as you can and free fax back to **0800 137 932** or contact us by telephone on 08444 125 101 or email upvc@aldridgesecurity.co.uk

Contact: Company Name:

Acc. No: Tel: Fax:

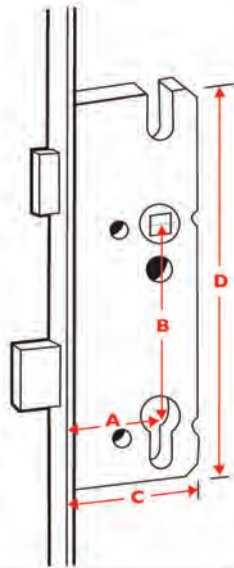
Any make or markings on the faceplate?

Yes
 No





Centre Lock Case

Latch & Deadbolt
 or
 Latch & Hook
 or
 Latch only

[A] Backset mm
 [B] Centres mm
 [C] Case width mm
 [D] Case height mm



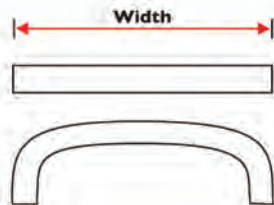
How many of each locking points?

-  • Hook _____
-  • Hook & Anti Lift Pin _____
-  • Shoot Pin _____
-  • Deadbolt _____
-  • Mushroom _____
-  • Roller _____
-  • Sliding Cam _____
-  • Small Hook _____

Faceplate Details

Flat
 or
 U-Rail

Width mm

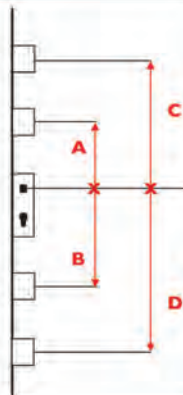


Multi-Point Lock Construction

1 - Piece Lock
 3 - Piece Lock

Distance between Locking Point Boxes?

[A] mm
 [B] mm
 [C] mm
 [D] mm



Lock Operation

Lever operated Key wind up
 or
 Auto fast lock Split spindle
 or
 Twin spindle

Office use only

Product Code Description Nett Price