



Mounting Form Table

H200
20A up to 63A

Section

Front Mounting Switches	A
Base Mounting Switches	B
Enclosed Switches	C
Accessories	D

Sälzer Electric GmbH
Clemens-Pfau-Platz 27
09306 Rochlitz
www.saelzer.com

Headquarters:
+49 (0) 37 37 / 87-280
sales@salzer.de

Originator: Sälzer Electric GmbH · Product Data Management (PDM) · 09306 Rochlitz (Germany)
Copyright reserved by Sälzer Electric GmbH. This document replaces all previous issues.
Valid until a new version is published. Changes and revisions reserved.

Mounting Form Table



Mtg. form	Pages	Mtg. form	Pages	Mtg. form	Pages	Mtg. form	Pages
003M1	A1-1 (5)	187M1	C2-6 (286)	234N4	B3-5 (68)	280V4	B5-14 (99)
013M1	A1-2 (6)	187M4	C2-6 (286)	234V1	B3-6 (69)	281M1	B6-12 (114)
013V1	A1-3 (7)	187N1	C2-7 (287)	234V4	B3-6 (69)	281M4	B6-12 (114)
014V1	A1-3 (7)	187N4	C2-7 (287)	235M1	B3-7 (70)	281N1	B6-13 (115)
021M1	B1-1 (46)	187V1	C2-8 (288)	235M4	B3-7 (70)	281N4	B6-13 (115)
026M1	B1-2 (47)	187V4	C2-8 (288)	237M1	B2-8 (60)	281V1	B6-14 (116)
026N2	B1-3 (48)	188M1	C2-9 (289)	237M4	B2-8 (60)	281V4	B6-14 (116)
026V1	B1-5 (50)	188V1	C2-10 (290)	237N1	B2-9 (61)	282M1	B5-9 (94)
026V4	B1-5 (50)	190M1	C3-25 (325)	237N4	B2-9 (61)	283M1	B6-9 (111)
027V1	B1-4 (49)	191M1	C3-26 (326)	237V1	B2-10 (62)	284M1	B5-10 (95)
028V1	B1-4 (49)	192M1	C3-27 (327)	237V4	B2-10 (62)	284V1	B5-11 (96)
033M1	A1-4 (8)	192M2	C3-27 (327)	238M1	B3-8 (71)	285M1	B6-10 (112)
033M4	A1-4 (8)	192N1	C3-28 (328)	238M4	B3-8 (71)	285V1	B6-11 (113)
033N1	A1-5 (9)	192N4	C3-28 (328)	238N1	B3-9 (72)	286M1	B5-15 (100)
033N4	A1-5 (9)	192V1	C3-29 (329)	238N4	B3-9 (72)	286M4	B5-15 (100)
033V1	A1-6 (10)	192V4	C3-29 (329)	238V1	B3-10 (73)	287M1	B6-15 (117)
033V4	A1-6 (10)	193M1	C3-30 (330)	238V4	B3-10 (73)	287M4	B6-15 (117)
035M1	A1-7 (11)	193V1	C3-31 (331)	241M1	B2-1 (53)	288V1	B5-16 (101)
035M4	A1-7 (11)	194M1	C3-32 (332)	242M1	B3-1 (64)	288V4	B5-16 (101)
036M1	A1-8 (12)	194M4	C3-32 (332)	246V1	B2-3 (55)	289V1	B6-16 (118)
036M4	A1-8 (12)	194N1	C3-33 (333)	247M1	B2-2 (54)	289V4	B6-16 (118)
036N1	A1-9 (13)	194N4	C3-33 (333)	247V1	B2-3 (55)	290V1	B5-11 (96)
036N4	A1-9 (13)	194V1	C3-34 (334)	248M1	B3-2 (65)	291V1	B6-11 (113)
036V1	A1-10 (14)	194V4	C3-34 (334)	248V1	B3-3 (66)	311M1	B7-1 (120)
036V4	A1-10 (14)	195V1	C3-31 (331)	249V1	B3-3 (66)	311M4	B7-1 (120)
076M1	C1-1 (207)	196M1	C3-5 (305)	252M1	B8-1 (140)	311N1	B7-2 (121)
077M1	C1-2 (208)	196V1	C3-10 (310)	254M1	B8-2 (141)	311N4	B7-2 (121)
077M4	C1-2 (208)	197M1	C3-6 (306)	254V1	B8-3 (142)	312M1	B7-3 (122)
077N1	C1-3 (209)	197M4	C3-6 (306)	255M1	B8-4 (143)	312M4	B7-3 (122)
077N4	C1-3 (209)	197N1	C3-7 (307)	255M4	B8-4 (143)	312N1	B7-4 (123)
077V1	C1-4 (210)	197N4	C3-7 (307)	255N1	B8-5 (144)	312N4	B7-4 (123)
077V4	C1-4 (210)	197V1	C3-8 (308)	255N4	B8-5 (144)	313M1	B7-5 (124)
086M1	C2-1 (281)	197V4	C3-8 (308)	255V1	B8-6 (145)	313M4	B7-5 (124)
087M1	C2-2 (282)	198M1	C3-9 (309)	255V4	B8-6 (145)	313N1	B7-6 (125)
087M4	C2-2 (282)	198V1	C3-10 (310)	256M1	B8-7 (146)	313N4	B7-6 (125)
087N1	C2-3 (283)	203V1	A3-3 (30)	256M4	B8-7 (146)	314M1	B7-7 (126)
087N4	C2-3 (283)	204M1	A3-2 (29)	257M1	B8-8 (147)	314M4	B7-7 (126)
087V1	C2-4 (284)	204V1	A3-3 (30)	257M4	B8-8 (147)	314N1	B7-8 (127)
087V4	C2-4 (284)	205M1	A2-7 (25)	257N1	B8-9 (148)	314N4	B7-8 (127)
090M1	C3-21 (321)	205M4	A2-7 (25)	257N4	B8-9 (148)	315M1	B7-9 (128)
092M1	C3-22 (322)	206M1	A2-4 (22)	257V1	B8-10 (149)	315M4	B7-9 (128)
092M4	C3-22 (322)	206M4	A2-4 (22)	257V4	B8-10 (149)	315N1	B7-10 (129)
092N1	C3-23 (323)	206N1	A2-5 (23)	258V1	B8-3 (142)	315N4	B7-10 (129)
092N4	C3-23 (323)	206N4	A2-5 (23)	260M1	B5-4 (89)	316M1	B7-11 (130)
092V1	C3-24 (324)	206V1	A2-6 (24)	260M4	B5-4 (89)	316M4	B7-11 (130)
092V4	C3-24 (324)	206V4	A2-6 (24)	260N1	B5-5 (90)	316N1	B7-12 (131)
096M1	C3-1 (301)	208M1	A3-9 (36)	260N4	B5-5 (90)	316N4	B7-12 (131)
097M1	C3-2 (302)	209M1	A3-1 (28)	260V1	B5-6 (91)	317M1	B7-13 (132)
097M4	C3-2 (302)	213V1	A2-3 (21)	260V4	B5-6 (91)	317M4	B7-13 (132)
097N1	C3-3 (303)	214M1	A2-2 (20)	261M1	B6-4 (106)	317N1	B7-14 (133)
097N4	C3-3 (303)	214V1	A2-3 (21)	261M4	B6-4 (106)	317N4	B7-14 (133)
097V1	C3-4 (304)	215M1	A3-7 (34)	261N1	B6-5 (107)	318M1	B7-15 (134)
097V4	C3-4 (304)	215M4	A3-7 (34)	261N4	B6-5 (107)	318M4	B7-15 (134)
103M1	A1-13 (17)	215V1	A3-6 (33)	261V1	B6-6 (108)	318N1	B7-16 (135)
113M1	A1-14 (18)	215V4	A3-6 (33)	261V4	B6-6 (108)	318N4	B7-16 (135)
126M1	B1-6 (51)	216M1	A3-4 (31)	262M1	B5-1 (86)	319M1	B7-17 (136)
126V1	B1-7 (52)	216M4	A3-4 (31)	263M1	B6-1 (103)	319M4	B7-17 (136)
126V4	B1-7 (52)	216N1	A3-5 (32)	264M1	B5-2 (87)	319N1	B7-18 (137)
133M1	A4-2 (38)	216N4	A3-5 (32)	264V1	B5-3 (88)	319N4	B7-18 (137)
133M4	A4-2 (38)	216V1	A3-8 (35)	265M1	B6-2 (104)	320M1	B7-19 (138)
133N1	A4-3 (39)	216V4	A3-8 (35)	265V1	B6-3 (105)	320M4	B7-19 (138)
133N4	A4-3 (39)	218M1	A2-9 (27)	266M1	B5-7 (92)	320N1	B7-20 (139)
133V1	A4-4 (40)	219M1	A2-1 (19)	266M4	B5-7 (92)	320N4	B7-20 (139)
133V4	A4-4 (40)	226V1	A2-8 (26)	267M1	B6-7 (109)	381D1	B11-1 (202)
136M1	A1-11 (15)	226V4	A2-8 (26)	267M4	B6-7 (109)	381D4	B11-1 (202)
136M4	A1-11 (15)	231M1	B2-7 (59)	268V1	B5-8 (93)	386D1	B11-2 (203)
136N1	A1-12 (16)	231M4	B2-7 (59)	268V4	B5-8 (93)	386D4	B11-2 (203)
136N4	A1-12 (16)	232M1	B2-4 (56)	269V1	B6-8 (110)	431M1	B8-17 (156)
153M1	A4-6 (42)	232M4	B2-4 (56)	269V4	B6-8 (110)	431M4	B8-17 (156)
153M4	A4-6 (42)	232N1	B2-5 (57)	270V1	B5-3 (88)	432B1	B8-16 (155)
153N1	A4-7 (43)	232N4	B2-5 (57)	271V1	B6-3 (105)	432M1	B8-14 (153)
153N4	A4-7 (43)	232V1	B2-6 (58)	280M1	B5-12 (97)	432M4	B8-14 (153)
153V1	A4-8 (44)	232V4	B2-6 (58)	280M4	B5-12 (97)	432N1	B8-15 (154)
153V4	A4-8 (44)	234M1	B3-4 (67)	280N1	B5-13 (98)	432N4	B8-15 (154)
186M1	C2-5 (285)	234M4	B3-4 (67)	280N4	B5-13 (98)	432V4	B8-16 (155)
186V1	C2-10 (290)	234N1	B3-5 (68)	280V1	B5-14 (99)	435M1	B9-17 (177)

The red coloured mounting forms were added to the Manual H200 Release 2.5.

Mounting Form Table



Mtg. form	Pages	Mtg. form	Pages	Mtg. form	Pages	Mtg. form	Pages
435M4	B9-17 (177)	491M4	B10-11 (192)	700N4	C1-7 (213)	742V1	C1-68 (274)
437M1	B8-18 (157)	491N1	B10-12 (193)	700V1	C1-8 (214)	743V1	C1-68 (274)
437M4	B8-18 (157)	491N4	B10-12 (193)	700V4	C1-8 (214)	750M1	C1-27 (233)
437N1	B8-19 (158)	492M1	B10-13 (194)	701M1	C1-5 (211)	750M4	C1-27 (233)
437N4	B8-19 (158)	492M4	B10-13 (194)	710M1	C1-10 (216)	750M6	C1-28 (234)
437V1	B8-20 (159)	492N1	B10-14 (195)	710M4	C1-10 (216)	750N1	C1-29 (235)
437V4	B8-20 (159)	492N4	B10-14 (195)	710N1	C1-11 (217)	750N4	C1-29 (235)
441M1	B8-11 (150)	493M1	B10-15 (196)	710N4	C1-11 (217)	750N6	C1-30 (236)
446V1	B8-13 (152)	493M4	B10-15 (196)	710V1	C1-12 (218)	750V1	C1-31 (237)
447M1	B8-12 (151)	493N1	B10-16 (197)	710V4	C1-12 (218)	750V4	C1-31 (237)
447V1	B8-13 (152)	493N4	B10-16 (197)	711M1	C1-9 (215)	755M1	C1-32 (238)
449V1	B9-13 (173)	494M1	B10-17 (198)	715M1	C1-14 (220)	755M4	C1-32 (238)
452M1	B9-1 (161)	494M4	B10-17 (198)	715M4	C1-14 (220)	755M6	C1-33 (239)
454M1	B9-2 (162)	494N1	B10-18 (199)	715N1	C1-15 (221)	755N1	C1-34 (240)
454V1	B9-3 (163)	494N4	B10-18 (199)	715N4	C1-15 (221)	755N4	C1-34 (240)
455M1	B9-4 (164)	495M1	B10-19 (200)	715V1	C1-16 (222)	755N6	C1-35 (241)
455M4	B9-4 (164)	495M4	B10-19 (200)	715V4	C1-16 (222)	755V1	C1-36 (242)
455N1	B9-5 (165)	495N1	B10-20 (201)	716M1	C1-13 (219)	755V4	C1-36 (242)
455N4	B9-5 (165)	495N4	B10-20 (201)	720M1	C1-18 (224)	770M1	C1-70 (276)
455V1	B9-6 (166)	503M1	A4-1 (37)	720M4	C1-18 (224)	770M4	C1-70 (276)
455V4	B9-6 (166)	523M1	A4-5 (41)	720N1	C1-19 (225)	770N1	C1-71 (277)
456M1	B9-7 (167)	534M1	B4-3 (77)	720N4	C1-19 (225)	770N4	C1-71 (277)
456M4	B9-7 (167)	534M4	B4-4 (78)	720V1	C1-20 (226)	770V1	C1-72 (278)
457M1	B9-8 (168)	534N1	B4-4 (78)	720V4	C1-20 (226)	770V4	C1-72 (278)
457M4	B9-8 (168)	534N4	B4-5 (79)	721M1	C1-17 (223)	771M1	C1-69 (275)
457N1	B9-9 (169)	534V1	B4-5 (79)	722M1	C1-21 (227)	772M1	C1-73 (279)
457N4	B9-9 (169)	534V4	B4-6 (80)	725M1	C1-23 (229)	772V1	C1-74 (280)
457V1	B9-10 (170)	535M1	B4-6 (80)	725M4	C1-23 (229)	773V1	C1-74 (280)
457V4	B9-10 (170)	535M4	B4-7 (81)	725N1	C1-24 (230)	AVA8-...	B5-17 (102)
458V1	B9-3 (163)	538M1	B4-7 (81)	725N4	C1-24 (230)	AVA8-...	B6-17 (119)
476M1	C1-37 (243)	538M4	B4-8 (82)	725V1	C1-25 (231)	AVA8-...	D1-3 (341)
476V1	C1-41 (247)	538N1	B4-8 (82)	725V4	C1-25 (231)	AVB8-...	B8-21 (160)
476V4	C1-41 (247)	538N4	B4-9 (83)	726M1	C1-22 (228)	AVB8-...	B9-21 (181)
477M1	C1-38 (244)	538V1	B4-10 (84)	727M1	C1-26 (232)	AVB8-...	D1-4 (342)
477M4	C1-38 (244)	538V1	B4-10 (84)	728V1	C1-48 (254)	AVC2-...	B3-11 (74)
477N1	C1-39 (245)	542M1	B4-1 (75)	729V1	C1-58 (264)	AVC2-...	B4-11 (85)
477N4	C1-39 (245)	548M1	B4-2 (76)	730M1	C1-43 (249)	AVC2-...	D1-2 (340)
477V1	C1-40 (246)	548V1	B4-2 (76)	730M4	C1-43 (249)	AVD2	B2-11 (63)
477V4	C1-40 (246)	549V1	B4-3 (77)	730N1	C1-44 (250)	AVD2	D1-1 (339)
478V1	C1-42 (248)	586M1	C2-11 (291)	730N4	C1-44 (250)	AVE5-...	B11-3 (204)
481M1	B9-11 (171)	587M1	C2-12 (292)	730V1	C1-45 (251)	AVE5-...	D1-5 (343)
482M1	B9-12 (172)	587M4	C2-12 (292)	730V4	C1-45 (251)	AVF5-...	B11-4 (205)
482V1	B9-13 (173)	587N1	C2-13 (293)	731M1	C1-46 (252)	AVF5-...	D1-6 (344)
483M1	B9-14 (174)	587N4	C2-13 (293)	732M1	C1-47 (253)	FAS2-8-...	D3-2 (348)
483M4	B9-14 (174)	587V1	C2-14 (294)	732V1	C1-48 (254)	FAZ2-...	D3-1 (347)
483N1	B9-15 (175)	587V4	C2-14 (294)	733M1	C1-49 (255)	FBS2-8-...	D3-2 (348)
483N4	B9-15 (175)	596M1	C3-11 (311)	733M4	C1-49 (255)	H200-E7	C4-3 (337)
483V1	B9-16 (176)	597M1	C3-12 (312)	733N1	C1-50 (256)	H200-EA	C4-1 (335)
483V4	B9-16 (176)	597M4	C3-12 (312)	733N4	C1-50 (256)	H200-ED	C4-2 (336)
484M1	B9-18 (178)	597N1	C3-13 (313)	733V1	C1-51 (257)	SAX1	D5-1 (350)
484M4	B9-18 (178)	597N4	C3-13 (313)	733V4	C1-51 (257)	SBX1	D5-2 (351)
484N1	B9-19 (179)	597V1	C3-14 (314)	734M1	C1-52 (258)	TCA2	D2-1 (345)
484N4	B9-19 (179)	597V4	C3-14 (314)	735M1	C1-53 (259)	TCB2	D2-1 (345)
484V1	B9-20 (180)	686M1	C2-15 (295)	735M4	C1-53 (259)	TCC2	D2-2 (346)
484V4	B9-20 (180)	686V1	C2-20 (300)	735N1	C1-54 (260)	TCD2	D2-2 (346)
486M1	B10-1 (182)	687M1	C2-16 (296)	735N4	C1-54 (260)	218098	D4-1 (349)
486M4	B10-1 (182)	687M4	C2-16 (296)	735V1	C1-55 (261)		
486N1	B10-2 (183)	687N1	C2-17 (297)	735V4	C1-55 (261)		
486N4	B10-2 (183)	687N4	C2-17 (297)	736M1	C1-56 (262)		
487M1	B10-3 (184)	687V1	C2-18 (298)	737M1	C1-57 (263)		
487M4	B10-3 (184)	687V4	C2-18 (298)	737V1	C1-58 (264)		
487N1	B10-4 (185)	688M1	C2-19 (299)	738M1	C1-59 (265)		
487N4	B10-4 (185)	688V1	C2-20 (300)	738M4	C1-59 (265)		
488M1	B10-5 (186)	696M1	C3-15 (315)	738N1	C1-60 (266)		
488M4	B10-5 (186)	696V1	C3-20 (320)	738N4	C1-60 (266)		
488N1	B10-6 (187)	697M1	C3-16 (316)	738V1	C1-61 (267)		
488N4	B10-6 (187)	697M4	C3-16 (316)	738V4	C1-61 (267)		
489M1	B10-7 (188)	697N1	C3-17 (317)	739M1	C1-62 (268)		
489M4	B10-7 (188)	697N4	C3-17 (317)	740M1	C1-64 (270)		
489N1	B10-8 (189)	697V1	C3-18 (318)	740M4	C1-64 (270)		
489N4	B10-8 (189)	697V4	C3-18 (318)	740N1	C1-65 (271)		
490M1	B10-9 (190)	698M1	C3-19 (319)	740N4	C1-65 (271)		
490M4	B10-9 (190)	698V1	C3-20 (320)	740V1	C1-66 (272)		
490N1	B10-10 (191)	700M1	C1-6 (212)	740V4	C1-66 (272)		
490N4	B10-10 (191)	700M4	C1-6 (212)	741M1	C1-63 (269)		
491M1	B10-11 (192)	700N1	C1-7 (213)	742M1	C1-67 (273)		

The red coloured mounting forms were added to the Manual H200 Release 2.5.



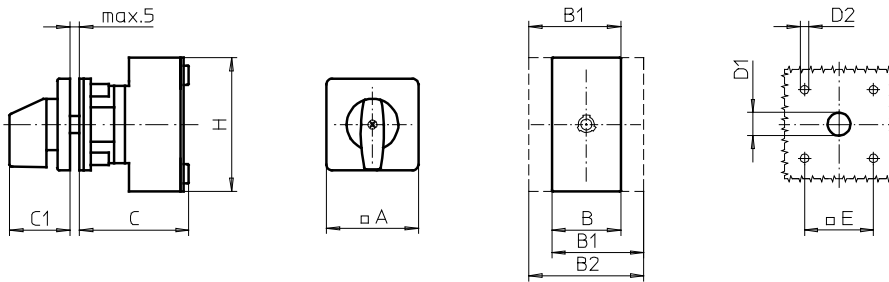
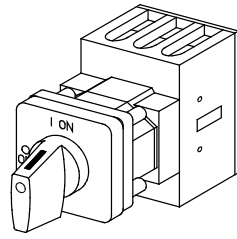
Section A

	Page	
	from	to
Four hole mounting	A1-1	A1-14
Single hole mounting \varnothing 22,5 mm	A2-1	A2-9
Single hole mounting \varnothing 30,5 mm	A3-1	A3-9
Two hole mounting	A4-1	A4-8

Originator: Sälzer Electric GmbH · Product Data Management (PDM) · 09306 Rochlitz (Germany)
Copyright reserved by Sälzer Electric GmbH. This document replaces all previous issues.
Valid until a new version is published. Changes and revisions reserved.

Front Mounting Switches

sälzer



**Product lines
H200-A/-B/-C**

Front mounting switch

**Four hole mounting
36 × 36 mm**

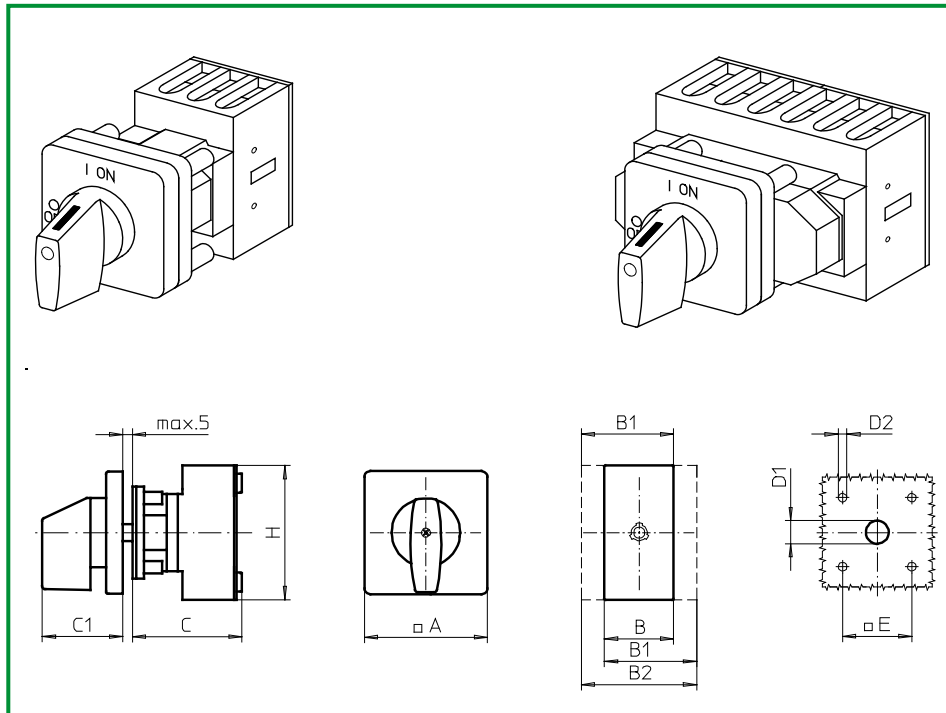
003M1 (IP66)

Complete switch	Poles	Product line	Rated data (IEC 60947)			Order code number
			Operational current I _e	Operational power at 380–440V		
			AC-21A A	AC-23A kW	AC-3 kW	
ON-OFF Switches Switching angle 90°	3 ... 4	H200-C	20	5,5	3,7	H212 - 41 ... - 003M1
	3 ... 4	H200-A	20	5,5	3,7	H216 - 41 ... - 003M1
			25	7,5	5,5	H220 - 41 ... - 003M1
			32	11	7,5	H226 - 41 ... - 003M1
			40	15	11	H233 - 41 ... - 003M1
	3 ... 4	H200-B	63	22	18,5	H263 - 41 ... - 003M1

SMD modules for basic switch A02		
Mounting form module for 003M1	H200-A H200-B/-C	BFA2 - 003 BFB2 - 003
M-operator module 48 × 48 mm, mounting form 003M1 Escutcheon black, handle black	H200-A/-B/-C	2AM1
Legend plate silver, operator module 003M1		FAS2 - 9... (FA number)

Dimensions (mm)										
Product lines	A	B	B1	B2	C	C1	D1	D2	E	H
H200-A	48	36	48	60	58	32	12	4,5	36	70
H200-B	48	50	69	88	58	32	12	4,5	36	72
H200-C	48	45	-	-	50	32	12	4,5	36	45

Front Mounting Switches



Product lines
H200-A/-B/-C/-D/-E

Front mounting switch
Operator module of next size

Four hole mounting
48 x 48 mm

013M1 (IP66)

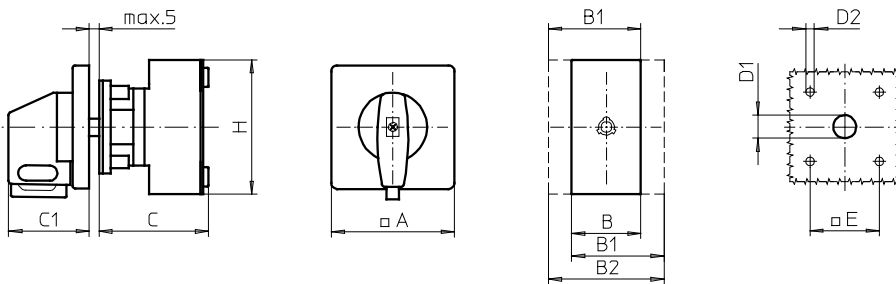
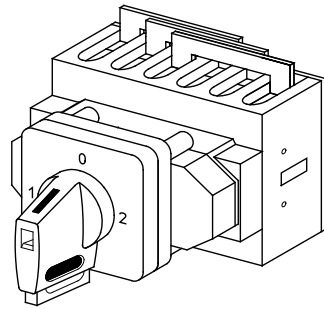
Complete switch	Poles	Product line	Rated data (IEC 60947)			Order code number
			Operational current I _e	Operational power at 380–440V		
			AC-21A A	AC-23A kW	AC-3 kW	
ON-OFF Switches Switching angle 90°	3 ... 4	H200-C	20	5,5	3,7	H212 - 41 ... - 013M1
	3 ... 8	H200-A/-D	20	5,5	3,7	H216 - 41 ... - 013M1
			25	7,5	5,5	H220 - 41 ... - 013M1
			32	11	7,5	H226 - 41 ... - 013M1
			40	15	11	H233 - 41 ... - 013M1
3 ... 4	H200-B	63	22	18,5	H263 - 41 ... - 013M1	
Changeover with OFF Switching angle 90°	3 ... 4	H200-E	20	5,5	3,7	H216 - 71 ... - 013M1
			25	7,5	5,5	H220 - 71 ... - 013M1
			32	11	7,5	H226 - 71 ... - 013M1
			40	15	11	H233 - 71 ... - 013M1

SMD modules for basic switch A02		
Mounting form module for 013M1	H200-A H200-B/-C/-D/-E	BFA2 - 013 BFB2 - 013
M-operator module 64 x 64 mm, mounting form 013M1 Escutcheon black, handle black	H200-A/-B/-C/-D/-E	4AM1
Legend plate silver, operator module 013M1		FAS4 - 9... (FA number)

Dimensions (mm)										
Product lines	A	B	B1	B2	C	C1	D1	D2	E	H
H200-A	64	36	48	60	58	39	15	5	48	70
H200-B	64	50	69	88	58	39	15	5	48	72
H200-C	64	45	-	-	50	39	15	5	48	45
H200-D	64	72	84	96	66	39	15	5	48	70
H200-E	64	72	84	96	66	39	15	5	48	70

Front Mounting Switches

sälzer



**Product line
H200-E**

Front mounting switch
Operator module of next size

Four hole mounting
48 × 48 mm

013V1 (IP66)
014V1 (IP66)

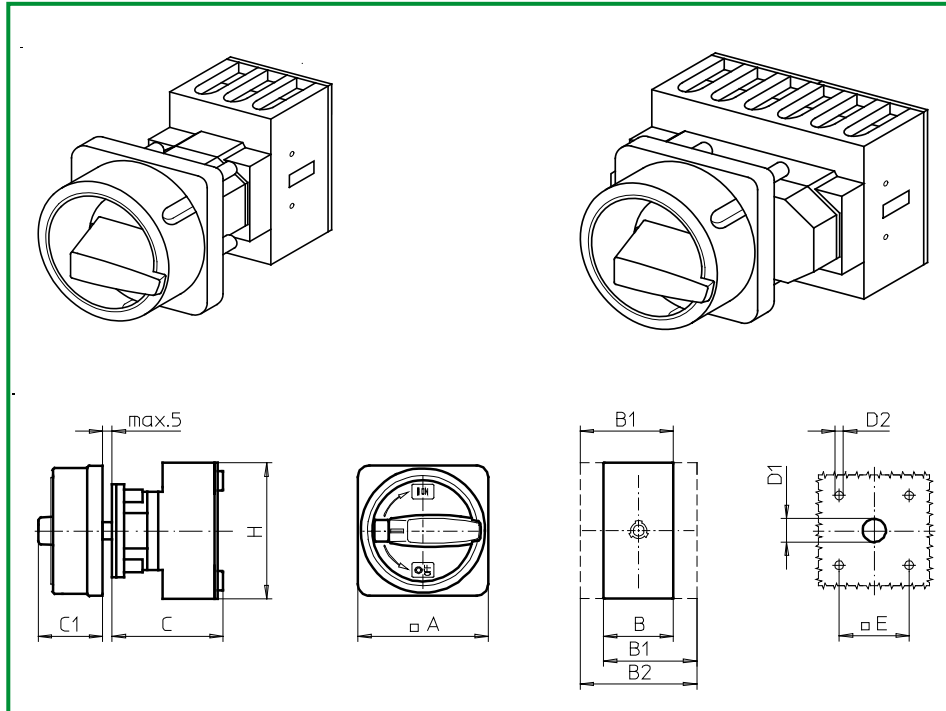
Complete switch	Poles	Product line	Rated data (IEC 60947)			Order code number
			Operational current I _e	Operational power at 380–440V		
			AC-21A A	AC-23A kW	AC-3 kW	
Changeover with OFF Switching angle 90° OFF position padlockable 12h	3 ... 4	H200-E	20	5,5	3,7	H216 - 71 ... - 013V1
			25	7,5	5,5	H220 - 71 ... - 013V1
			32	11	7,5	H226 - 71 ... - 013V1
			40	15	11	H233 - 71 ... - 013V1
Changeover with OFF Switching angle 90° 3 positions padlockable (09h/12h/03h)	3 ... 4	H200-E	20	5,5	3,7	H216 - 71 ... - 014V1
			25	7,5	5,5	H220 - 71 ... - 014V1
			32	11	7,5	H226 - 71 ... - 014V1
			40	15	11	H233 - 71 ... - 014V1

SMD modules for basic switch A02		
Mounting form module for 013V1/014V1	H200-E	BFB2 - 013
V-operator module 64 × 64 mm, mounting form 013V1 Escutcheon black, handle black		4AV1 - 12
V-operator module 64 × 64 mm, mounting form 014V1 Escutcheon black, handle black		4AV1 - 99
Legend plate silver, operator modules 013V1/014V1		FAS4 - 9... (FA number)

Dimensions (mm)										
Product line	A	B	B1	B2	C	C1	D1	D2	E	H
H200-E	64	72	84	96	66	39	15	5	48	70

Front Mounting Switches

sälzer



**Product lines
H200-A/-B/-C/-D**

Front mounting switch

Four hole mounting

36 × 36 mm

033M1 (IP66)

033M4 (IP66)

Complete switch	Poles	Product line	Rated data (IEC 60947)			Order code number
			Operational current I _e	Operational power at 380–440V		
			AC-21A A	AC-23A kW	AC-3 kW	
Main Switches OFF position padlockable 09h	3 ... 4	H200-C	20	5,5	3,7	H212 - 41 ... - 033M1
	3 ... 8	H200-A/-D	20	5,5	3,7	H216 - 41 ... - 033M1
			25	7,5	5,5	H220 - 41 ... - 033M1
			32	11	7,5	H226 - 41 ... - 033M1
			40	15	11	H233 - 41 ... - 033M1
3 ... 4	H200-B	63	22	18,5	H263 - 41 ... - 033M1	
Main/Emergency-Off Switches OFF position padlockable 09h	3 ... 4	H200-C	20	5,5	3,7	H212 - 41 ... - 033M4
	3 ... 8	H200-A/-D	20	5,5	3,7	H216 - 41 ... - 033M4
			25	7,5	5,5	H220 - 41 ... - 033M4
			32	11	7,5	H226 - 41 ... - 033M4
			40	15	11	H233 - 41 ... - 033M4
3 ... 4	H200-B	63	22	18,5	H263 - 41 ... - 033M4	

SMD modules for basic switch A02

Mounting form module for 033M.

H200-A
H200-B/-C/-D
H200-A/-B/-C/-D

BFA2 - 033
BFB2 - 033

M-padlock device 67 × 67 mm, mounting form 033M1
Escutcheon black, padlockable handle black

2CM1

M-padlock device 67 × 67 mm, mounting form 033M4
Escutcheon yellow, padlockable handle red

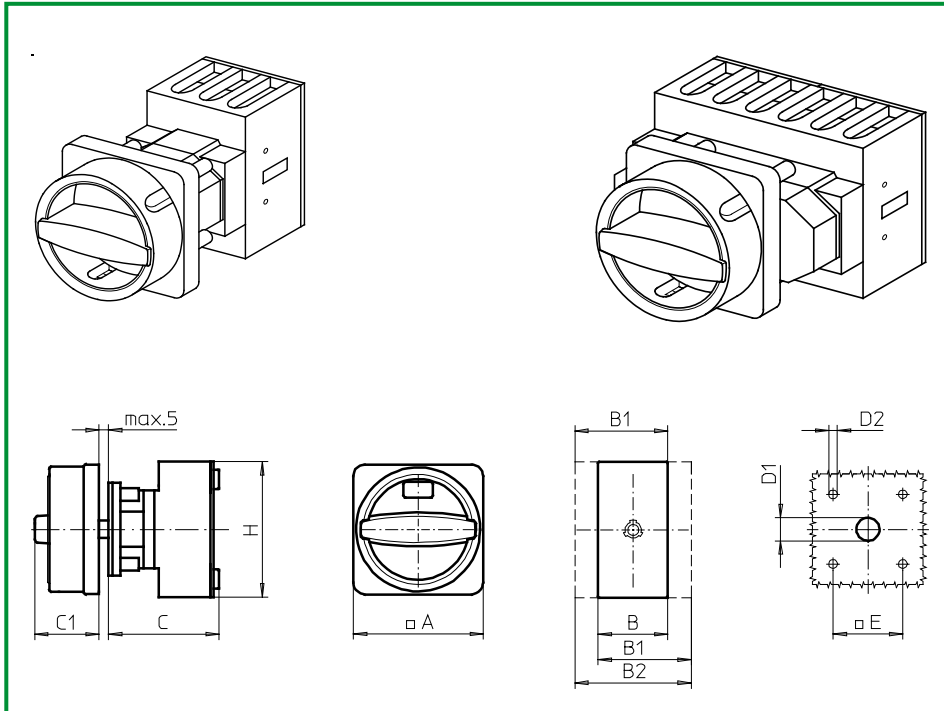
2CM4

Dimensions (mm)

Product lines	A	B	B1	B2	C	C1	D1	D2	E	H
H200-A	67	36	48	60	58	38	15	4,5	36	70
H200-B	67	50	69	88	58	38	15	4,5	36	72
H200-C	67	45	-	-	50	38	15	4,5	36	45
H200-D	67	72	84	96	66	38	15	4,5	36	70

Front Mounting Switches

sälzer



**Product lines
H200-A/-B/-C/-D**

Front mounting switch

Four hole mounting

36 × 36 mm

033N1 (IP66)

033N4 (IP66)

Complete switch	Poles	Product line	Rated data (IEC 60947)			Order code number
			Operational current I _e	Operational power at 380–440V		
			AC-21A A	AC-23A kW	AC-3 kW	
Main Switches OFF position padlockable 12h	3 ... 4	H200-C	20	5,5	3,7	H212 - 41 ... - 033N1
	3 ... 8	H200-A/-D	20	5,5	3,7	H216 - 41 ... - 033N1
			25	7,5	5,5	H220 - 41 ... - 033N1
			32	11	7,5	H226 - 41 ... - 033N1
			40	15	11	H233 - 41 ... - 033N1
3 ... 4	H200-B	63	22	18,5	H263 - 41 ... - 033N1	
Main/Emergency-Off Switches OFF position padlockable 12h	3 ... 4	H200-C	20	5,5	3,7	H212 - 41 ... - 033N4
	3 ... 8	H200-A/-D	20	5,5	3,7	H216 - 41 ... - 033N4
			25	7,5	5,5	H220 - 41 ... - 033N4
			32	11	7,5	H226 - 41 ... - 033N4
			40	15	11	H233 - 41 ... - 033N4
3 ... 4	H200-B	63	22	18,5	H263 - 41 ... - 033N4	

SMD modules for basic switch A02

Mounting form module for 033N.

H200-A
H200-B/-C/-D
H200-A/-B/-C/-D

BFA2 - 033
BFB2 - 033

N-padlock device 67 × 67 mm, mounting form 033N1
Escutcheon black, padlockable handle black

2CN1

N-padlock device 67 × 67 mm, mounting form 033N4
Escutcheon yellow, padlockable handle red

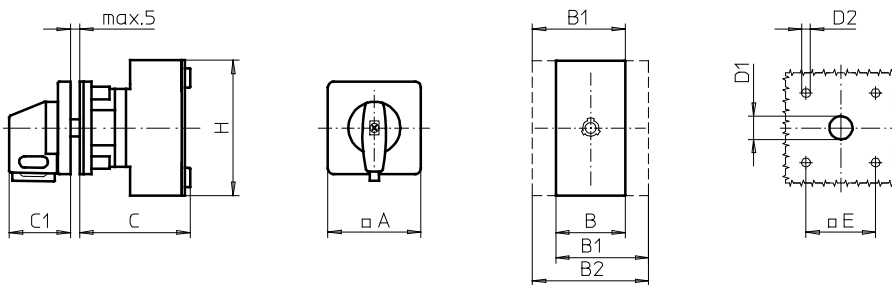
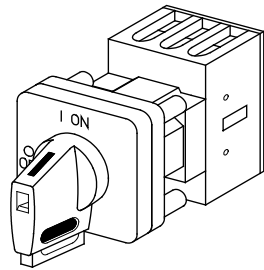
2CN4

Dimensions (mm)

Product lines	A	B	B1	B2	C	C1	D1	D2	E	H
H200-A	67	36	48	60	58	33	15	4,5	36	70
H200-B	67	50	69	88	58	33	15	4,5	36	72
H200-C	67	45	-	-	50	33	15	4,5	36	45
H200-D	67	72	84	96	66	33	15	4,5	36	70

Front Mounting Switches

sälzer



**Product lines
H200-A/-B/-C**

Front mounting switch

Four hole mounting

36 × 36 mm

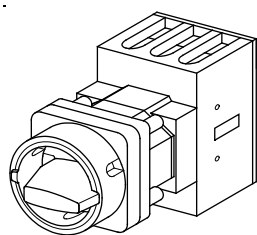
033V1 (IP66)

033V4 (IP66)

Complete switch	Poles	Product line	Rated data (IEC 60947)			Order code number				
			Operational current I _e	Operational power at 380–440V						
			AC-21A A	AC-23A kW	AC-3 kW					
Main Switches OFF position padlockable 09h	3 ... 4	H200-C	20	5,5	3,7	H212 - 41 ... - 033V1				
	3 ... 4	H200-A	20	5,5	3,7	H216 - 41 ... - 033V1				
			25	7,5	5,5	H220 - 41 ... - 033V1				
			32	11	7,5	H226 - 41 ... - 033V1				
			40	15	11	H233 - 41 ... - 033V1				
			63	22	18,5	H263 - 41 ... - 033V1				
Main/Emergency-Off Switches OFF position padlockable 09h	3 ... 4	H200-C	20	5,5	3,7	H212 - 41 ... - 033V4				
	3 ... 4	H200-A	20	5,5	3,7	H216 - 41 ... - 033V4				
			25	7,5	5,5	H220 - 41 ... - 033V4				
			32	11	7,5	H226 - 41 ... - 033V4				
			40	15	11	H233 - 41 ... - 033V4				
			63	22	18,5	H263 - 41 ... - 033V4				
SMD modules for basic switch A02										
Mounting form module for 033V.			H200-A H200-B /-C			BFA2 - 003 BFB2 - 003				
V-operator module 48 × 48 mm, mounting form 033V1 Escutcheon black, handle black			H200-A/-B/-C			2AV1 - 09				
Legend plate silver, operator module 033V1						FAS2 - 9078				
V-operator module 48 × 48 mm, mounting form 033V4 Escutcheon black, handle red						2AV4 - 09				
Legend plate yellow, operator module 033V4						FBS2 - 9078				
Dimensions (mm)										
Product lines	A	B	B1	B2	C	C1	D1	D2	E	H
H200-A	48	36	48	60	58	32	12	4,5	36	70
H200-B	48	50	69	88	58	32	12	4,5	36	72
H200-C	48	45	-	-	50	32	12	4,5	36	45

Front Mounting Switches

sälzer



**Product lines
H200-A/-B/-C**

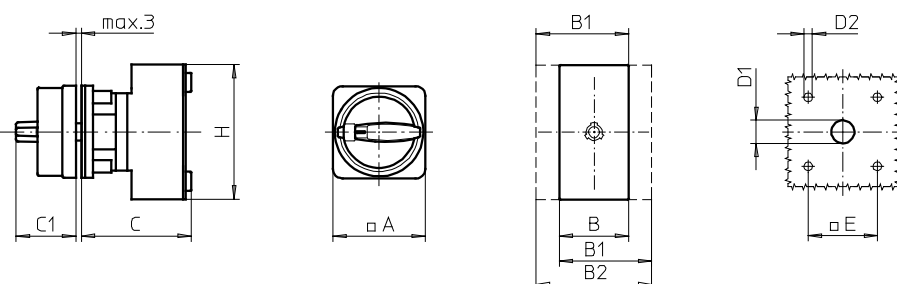
Front mounting switch

Four hole mounting

36 × 36 mm

035M1 (IP66)

035M4 (IP66)



Complete switch

Poles

Product line

Rated data (IEC 60947)

Order code number

Operational current I_e Operational power at 380–440V

AC-21A AC-23A AC-3
A kW kW

Main Switches OFF position padlockable 09h	3 ... 4	H200-C	20	5,5	3,7	H212 - 41 ... - 035M1
	3 ... 4	H200-A	20	5,5	3,7	H216 - 41 ... - 035M1
			25	7,5	5,5	H220 - 41 ... - 035M1
			32	11	7,5	H226 - 41 ... - 035M1
			40	15	11	H233 - 41 ... - 035M1
3 ... 4	H200-B	63	22	18,5	H263 - 41 ... - 035M1	
Main/Emergency-Off Switches OFF position padlockable 09h	3 ... 4	H200-C	20	5,5	3,7	H212 - 41 ... - 035M4
	3 ... 4	H200-A	20	5,5	3,7	H216 - 41 ... - 035M4
			25	7,5	5,5	H220 - 41 ... - 035M4
			32	11	7,5	H226 - 41 ... - 035M4
			40	15	11	H233 - 41 ... - 035M4
3 ... 4	H200-B	63	22	18,5	H263 - 41 ... - 035M4	

SMD modules for basic switch A02

Mounting form module for 035M.

H200-A
H200-B/-C

BFA2 - 003
BFB2 - 003

M-padlock device 48 × 48 mm, mounting form 035M1
Escutcheon black, padlockable handle black

H200-A/-B/-C

2BM1

M-padlock device 48 × 48 mm, mounting form 035M4
Escutcheon yellow, padlockable handle red

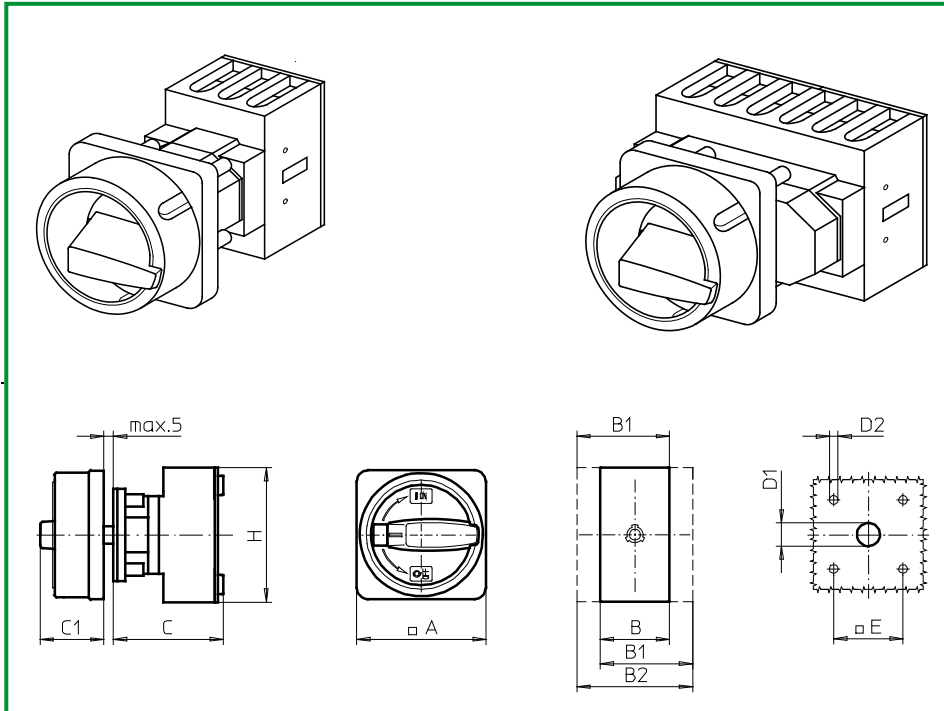
2BM4

Dimensions (mm)

Product lines	A	B	B1	B2	C	C1	D1	D2	E	H
H200-A	48	36	48	60	58	31	12	4,5	36	70
H200-B	48	50	69	88	58	31	12	4,5	36	72
H200-C	48	45	-	-	50	31	12	4,5	36	45

Front Mounting Switches

sälzer



Product lines
H200-A/-B/-C/-D

Front mounting switch
Operator module of next size

Four hole mounting
48 × 48 mm

036M1 (IP66)

036M4 (IP66)

Complete switch	Poles	Product line	Rated data (IEC 60947)			Order code number
			Operational current I _e	Operational power at 380–440V		
			AC-21A A	AC-23A kW	AC-3 kW	
Main Switches OFF position padlockable 09h	3 ... 4	H200-C	20	5,5	3,7	H212 - 41 ... - 036M1
	3 ... 8	H200-A/-D	20	5,5	3,7	H216 - 41 ... - 036M1
			25	7,5	5,5	H220 - 41 ... - 036M1
			32	11	7,5	H226 - 41 ... - 036M1
			40	15	11	H233 - 41 ... - 036M1
3 ... 4	H200-B	63	22	18,5	H263 - 41 ... - 036M1	
Main/Emergency-Off Switches OFF position padlockable 09h	3 ... 4	H200-C	20	5,5	3,7	H212 - 41 ... - 036M4
	3 ... 8	H200-A/-D	20	5,5	3,7	H216 - 41 ... - 036M4
			25	7,5	5,5	H220 - 41 ... - 036M4
			32	11	7,5	H226 - 41 ... - 036M4
			40	15	11	H233 - 41 ... - 036M4
3 ... 4	H200-B	63	22	18,5	H263 - 41 ... - 036M4	

SMD modules for basic switch A02

Mounting form module for 036M.

H200-A
H200-B/-C/-D
H200-A/-B/-C/-D

BFA2 - 036
BFB2 - 036

M-padlock device 67 × 67 mm, mounting form 036M1
Escutcheon black, padlockable handle black

4BM1

M-padlock device 67 × 67 mm, mounting form 036M4
Escutcheon yellow, padlockable handle red

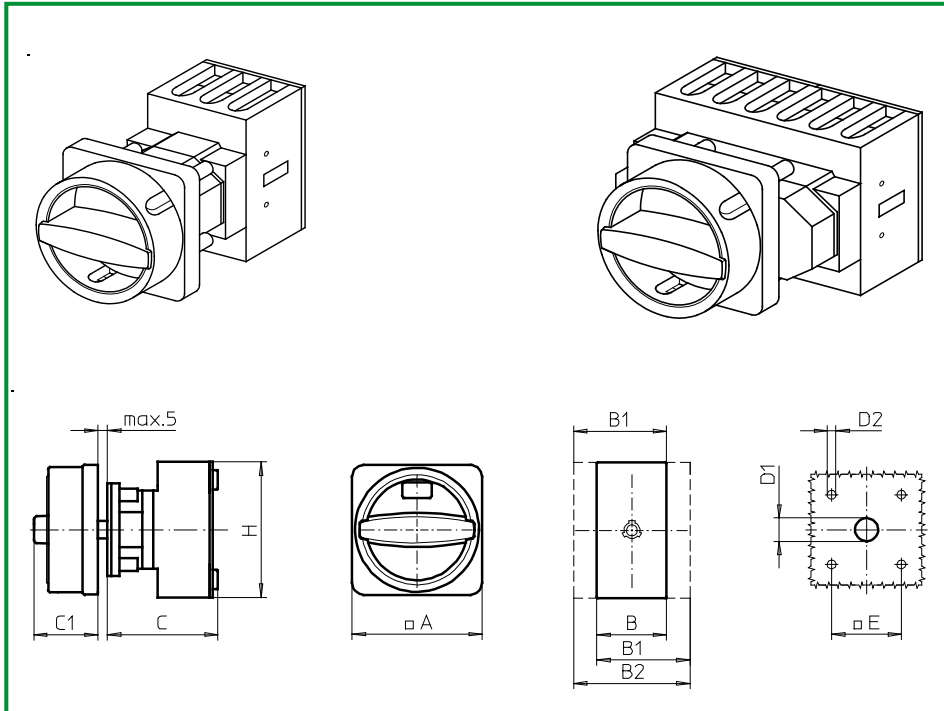
4BM4

Dimensions (mm)

Product lines	A	B	B1	B2	C	C1	D1	D2	E	H
H200-A	67	36	48	60	58	38	15	5	48	70
H200-B	67	50	69	88	58	38	15	5	48	72
H200-C	67	45	-	-	50	38	15	5	48	45
H200-D	67	72	84	96	66	38	15	5	48	70

Front Mounting Switches

sälzer



Product lines
H200-A/-B/-C/-D

Front mounting switch
Operator module of next size

Four hole mounting
48 × 48 mm

036N1 (IP66)
036N4 (IP66)

Complete switch	Poles	Product line	Rated data (IEC 60947)			Order code number
			Operational current I _e	Operational power at 380–440V		
			AC-21A A	AC-23A kW	AC-3 kW	
Main Switches OFF position padlockable 12h	3 ... 4	H200-C	20	5,5	3,7	H212 - 41 ... - 036N1
	3 ... 8	H200-A/-D	20	5,5	3,7	H216 - 41 ... - 036N1
			25	7,5	5,5	H220 - 41 ... - 036N1
			32	11	7,5	H226 - 41 ... - 036N1
			40	15	11	H233 - 41 ... - 036N1
			63	22	18,5	H263 - 41 ... - 036N1
Main/Emergency-Off Switches OFF position padlockable 12h	3 ... 4	H200-C	20	5,5	3,7	H212 - 41 ... - 036N4
	3 ... 8	H200-A/-D	20	5,5	3,7	H216 - 41 ... - 036N4
			25	7,5	5,5	H220 - 41 ... - 036N4
			32	11	7,5	H226 - 41 ... - 036N4
			40	15	11	H233 - 41 ... - 036N4
			63	22	18,5	H263 - 41 ... - 036N4

SMD modules for basic switch A02

Mounting form module for 036N.

H200-A
H200-B/-C/-D
H200-A/-B/-C/-D

BFA2 - 036
BFB2 - 036

N-padlock device 67 × 67 mm, mounting form 036N1
Escutcheon black, padlockable handle black

4BN1

N-padlock device 67 × 67 mm, mounting form 036N4
Escutcheon yellow, padlockable handle red

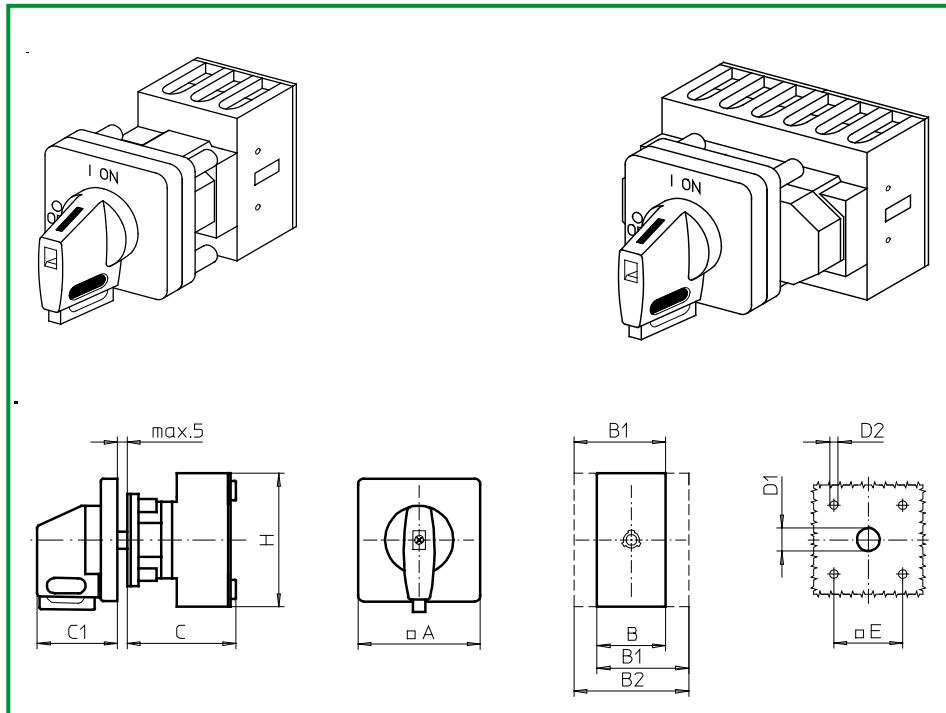
4BN4

Dimensions (mm)

Product lines	A	B	B1	B2	C	C1	D1	D2	E	H
H200-A	67	36	48	60	58	33	15	5	48	70
H200-B	67	50	69	88	58	33	15	5	48	72
H200-C	67	45	-	-	50	33	15	5	48	45
H200-D	67	72	84	96	66	33	15	5	48	70

Front Mounting Switches

sälzer



**Product lines
H200-A/-B/-C/-D**

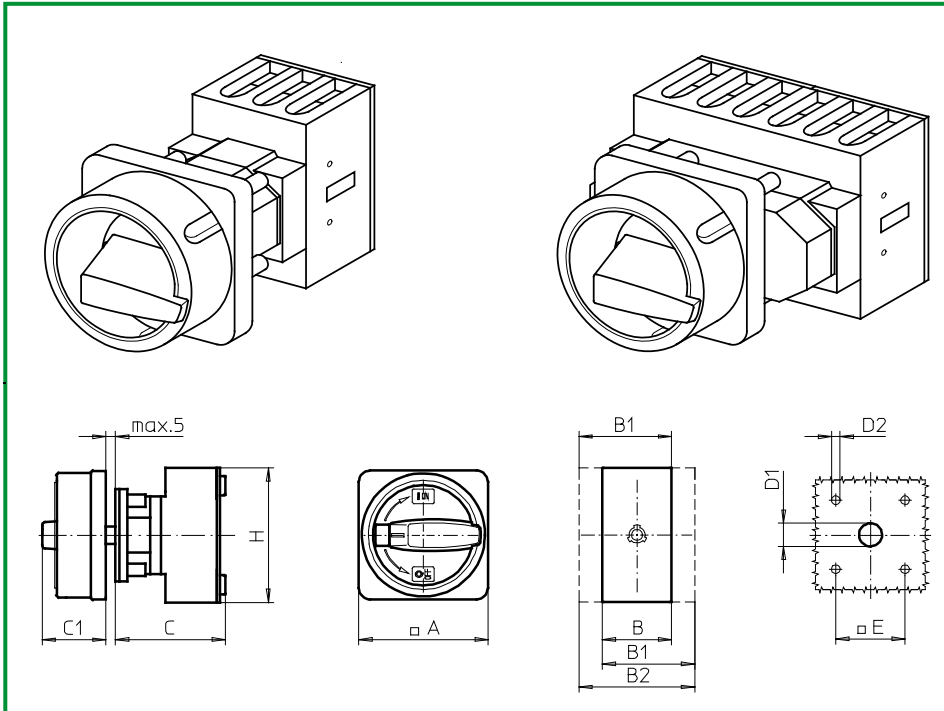
Front mounting switch
Operator module of next size

Four hole mounting
48 × 48 mm

036V1 (IP66)
036V4 (IP66)

Complete switch	Poles	Product line	Rated data (IEC 60947)			Order code number				
			Operational current I _e	Operational power at 380–440V						
			AC-21A A	AC-23A kW	AC-3 kW					
Main Switches OFF position padlockable 09h	3 ... 4	H200-C	20	5,5	3,7	H212 - 41 ... - 036V1				
	3 ... 8	H200-A/-D	20	5,5	3,7	H216 - 41 ... - 036V1				
			25	7,5	5,5	H220 - 41 ... - 036V1				
			32	11	7,5	H226 - 41 ... - 036V1				
			40	15	11	H233 - 41 ... - 036V1				
			63	22	18,5	H263 - 41 ... - 036V1				
Main/Emergency-Off Switches OFF position padlockable 09h	3 ... 4	H200-C	20	5,5	3,7	H212 - 41 ... - 036V4				
	3 ... 8	H200-A/-D	20	5,5	3,7	H216 - 41 ... - 036V4				
			25	7,5	5,5	H220 - 41 ... - 036V4				
			32	11	7,5	H226 - 41 ... - 036V4				
			40	15	11	H233 - 41 ... - 036V4				
			63	22	18,5	H263 - 41 ... - 036V4				
SMD modules for basic switch A02										
Mounting form module for 036V.			H200-A H200-B/-C/-D		BFA2 - 013 BFB2 - 013					
V-operator module 64 × 64 mm, mounting form 036V1 Escutcheon black, handle black			H200-A/-B/-C/-D		4AV1 - 09					
Legend plate silver, operator module 036V1					FAS4 - 9078					
V-operator module 64 × 64 mm, mounting form 036V4 Escutcheon black, handle red					4AV4 - 09					
Legend plate yellow, operator module 036V4					FBS4 - 9078					
Dimensions (mm)										
Product lines	A	B	B1	B2	C	C1	D1	D2	E	H
H200-A	64	36	48	60	58	39	15	5	48	70
H200-B	64	50	69	88	58	39	15	5	48	72
H200-C	64	45	-	-	50	39	15	5	48	45
H200-D	64	72	84	96	66	39	15	5	48	70

Front Mounting Switches



Product lines
H200-B/-D

Front mounting switch
Operator module of size 600

Four hole mounting
68 × 68 mm

136M1 (IP55)
136M4 (IP55)

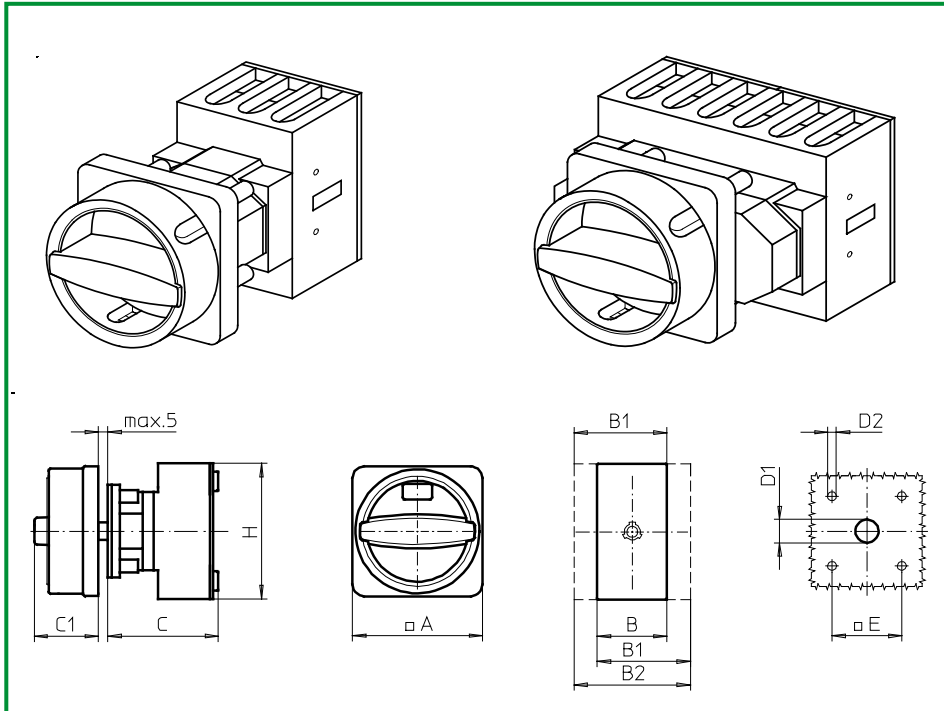
Complete switch	Poles	Product line	Rated data (IEC 60947)			Order code number
			Operational current I _e	Operational power at 380–440V		
			AC-21A A	AC-23A kW	AC-3 kW	
Main Switches OFF position padlockable 09h	6 ... 8	H200-D	20	5,5	3,7	H216 - 41 ... - 136M1
			25	7,5	5,5	H220 - 41 ... - 136M1
			32	11	7,5	H226 - 41 ... - 136M1
			40	15	11	H233 - 41 ... - 136M1
			63	18,5	15	H263 - 41 ... - 136M1
Main/Emergency-Off Switches OFF position padlockable 09h	6 ... 8	H200-D	20	5,5	3,7	H216 - 41 ... - 136M4
			25	7,5	5,5	H220 - 41 ... - 136M4
			32	11	7,5	H226 - 41 ... - 136M4
			40	15	11	H233 - 41 ... - 136M4
			63	18,5	15	H263 - 41 ... - 136M4
SMD modules for basic switch A02	Mounting form module for 136M.		H200-B/-D			BFA2 - 136
	M-padlock device 88 × 88 mm, mounting form 136M1 Escutcheon black, padlockable handle black		H200-B/-D			6HM1
	M-padlock device 88 × 88 mm, mounting form 136M4 Escutcheon yellow, padlockable handle red					6HM4

Dimensions (mm)

Product lines	A	B	B1	B2	C	C1	D1	D2	E	H
H200-B	88	50	69	88	58	38	15	5,5	68	72
H200-D	88	72	84	96	66	38	15	5,5	68	70

Front Mounting Switches

sälzer



**Product lines
H200-B/-D**

Front mounting switch
Operator module of size 600

Four hole mounting
68 × 68 mm

136N1 (IP55)
136N4 (IP55)

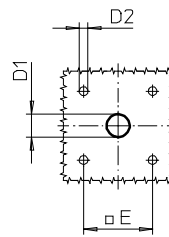
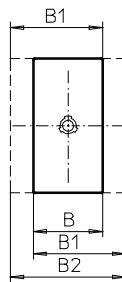
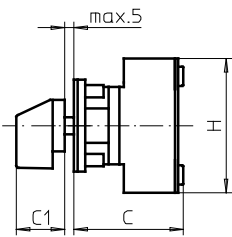
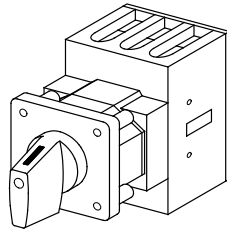
Complete switch	Poles	Product line	Rated data (IEC 60947)			Order code number
			Operational current I _e	Operational power at 380–440V		
			AC-21A A	AC-23A kW	AC-3 kW	
Main Switches OFF position padlockable 12h	6 ... 8	H200 -D	20	5,5	3,7	H216 - 41 ... - 136N1
			25	7,5	5,5	H220 - 41 ... - 136N1
			32	11	7,5	H226 - 41 ... - 136N1
			40	15	11	H233 - 41 ... - 136N1
			63	18,5	15	H263 - 41 ... - 136N1
Main/Emergency-Off Switches OFF position padlockable 12h	6 ... 8	H200-D	20	5,5	3,7	H216 - 41 ... - 136N4
			25	7,5	5,5	H220 - 41 ... - 136N4
			32	11	7,5	H226 - 41 ... - 136N4
			40	15	11	H233 - 41 ... - 136N4
			63	18,5	15	H263 - 41 ... - 136N4

SMD modules for basic switch A02			
Mounting form module for 136N.		H200-B/-D	BFA2 - 136
N-padlock device 88 × 88 mm, mounting form 136N1 Escutcheon black, padlockable handle black		H200-B/-D	6HN1
N-padlock device 88 × 88 mm, mounting form 136N4 Escutcheon yellow, padlockable handle red			6HN4

Dimensions (mm)										
Product lines	A	B	B1	B2	C	C1	D1	D2	E	H
H200-B	88	50	69	88	58	33	15	5,5	68	72
H200-D	88	72	84	96	66	33	15	5,5	68	70

Front Mounting Switches

sälzer



**Product lines
H200-A/-B/-C**

**Front mounting switch
without escutcheon**

**Four hole mounting
36 x 36 mm**

103M1 (IP66)

Complete switch	Poles	Product line	Rated data (IEC 60947)			Order code number
			Operational current I _e	Operational power at 380–440V		
			AC-21A A	AC-23A kW	AC-3 kW	
ON-OFF Switches Switching angle 90°	3 ... 4	H200-B	20	5,5	3,7	H212 - 41 ... - 103M1
	3 ... 4	H200-A	20	5,5	3,7	H216 - 41 ... - 103M1
			25	7,5	5,5	H220 - 41 ... - 103M1
			32	11	7,5	H226 - 41 ... - 103M1
	40	15	11	H233 - 41 ... - 103M1		
3 ... 4	H200-B	63	18,5	15	H263 - 41 ... - 103M1	

SMD modules for basic switch A02

Mounting form module for 103M1
(shaft shortened by 5 mm)

H200-A
H200-B/-C

BFA2 - 103
BFB2 - 103

M-handle black, mounting form 103M1
(without escutcheon and legend plate)

H200-A/-B/-C

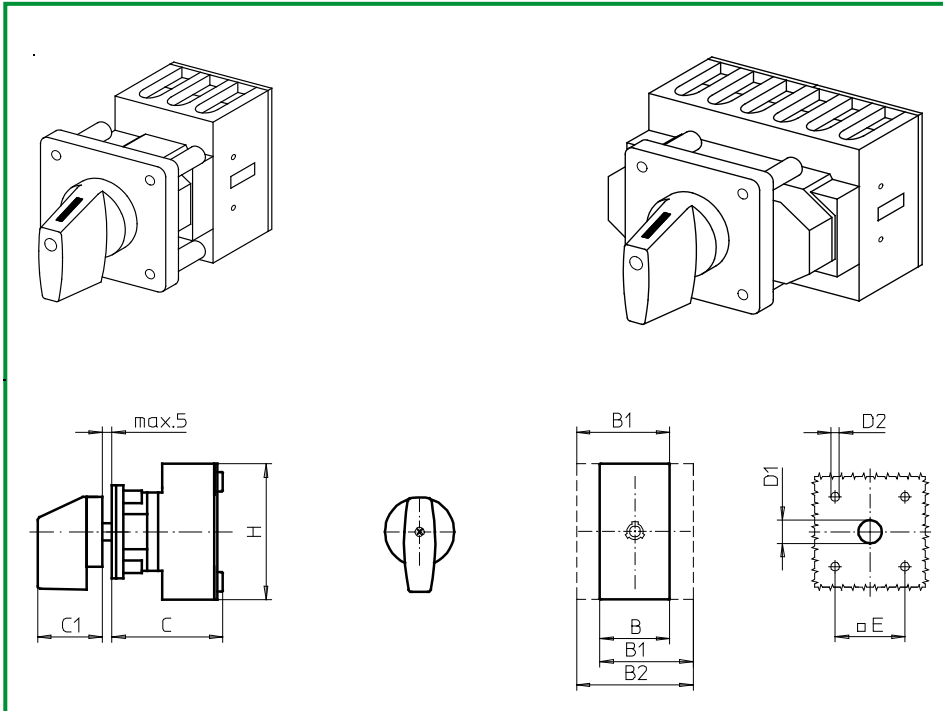
2XM1

Dimensions (mm)

Product lines	B	B1	B2	C	C1	D1	D2	E	H
H200-A	36	48	60	58	25	12	4,5	36	70
H200-B	50	69	88	58	25	12	4,5	36	72
H200-C	45	-	-	50	25	12	4,5	36	45

Front Mounting Switches

sälzer



**Product lines
H200-A/-B/-C/-D/-E**

Front mounting switch
Operator module of next size
without escutcheon

Four hole mounting
48 x 48 mm

113M1 (IP66)

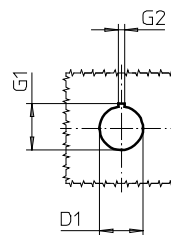
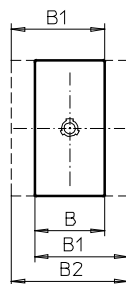
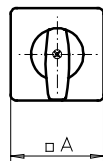
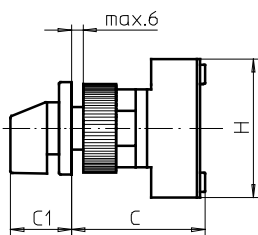
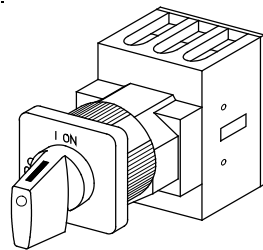
Complete switch	Poles	Product line	Rated data (IEC 60947)			Order code number
			Operational current I _e	Operational power at 380–440V		
			AC-21A A	AC-23A kW	AC-3 kW	
ON-OFF Switches Switching angle 90°	3 ... 4	H200-C	20	5,5	3,7	H212 - 41 ... - 113M1
	3 ... 8	H200-A/-D	20	5,5	3,7	H216 - 41 ... - 113M1
			25	7,5	5,5	H220 - 41 ... - 113M1
			32	11	7,5	H226 - 41 ... - 113M1
			40	15	11	H233 - 41 ... - 113M1
3 ... 4	H200-B	63	18,5	15	H263 - 41 ... - 113M1	
Changeover with OFF Switching angle 90°	3 ... 4	H200-E	20	5,5	3,7	H216 - 71 ... - 113M1
			25	7,5	5,5	H220 - 71 ... - 113M1
			32	11	7,5	H226 - 71 ... - 113M1
			40	15	11	H233 - 71 ... - 113M1

SMD modules for basic switch A02		
Mounting form module for 113M1 (shaft shortened by 5 mm)	H200-A H200-B/-C/-D/-E	BFA2 - 036 BFB2 - 036
M-handle black, mounting form 113M1 (without escutcheon and legend plate)	H200-A/-B/-C/-D/-E	4XM1

Dimensions (mm)									
Product lines	B	B1	B2	C	C1	D1	D2	E	H
H200-A	36	48	60	58	30	15	5	48	70
H200-B	50	69	88	58	30	15	5	48	72
H200-C	45	-	-	50	30	15	5	48	45
H200-D	72	84	96	66	30	15	5	48	70
H200-E	72	84	96	66	30	15	5	48	70

Front Mounting Switches

sälzer



**Product lines
H200-A/-B/-C**

Front mounting switch

Single hole mounting
ø 22,5 mm

219M1 (IP66)

Complete switch	Poles	Product lines	Rated data (IEC 60947)			Order code number
			Operational current I _e	Operational power at 380–440V		
			AC-21A A	AC-23A kW	AC-3 kW	
ON-OFF Switches Switching angle 90°	3 ... 4	H200-C	20	5,5	3,7	H212 - 41 ... - 219M1
		H200-A	20	5,5	3,7	H216 - 41 ... - 219M1
	3 ... 4	H200-B	25	7,5	5,5	H220 - 41 ... - 219M1
			32	11	7,5	H226 - 41 ... - 219M1
			40	15	11	H233 - 41 ... - 219M1
			63	18,5	15	H263 - 41 ... - 219M1

SMD modules for basic switch A01

Mounting form module for 219M1

H200-A
H200-B/-C

BFA2 - 219
BFB2 - 219

M-operator module 48 x 48 mm, mounting form 219M1
Escutcheon black, handle black

H200-A/-B/-C

2DM1

Legend plate silver, operator module 219M1

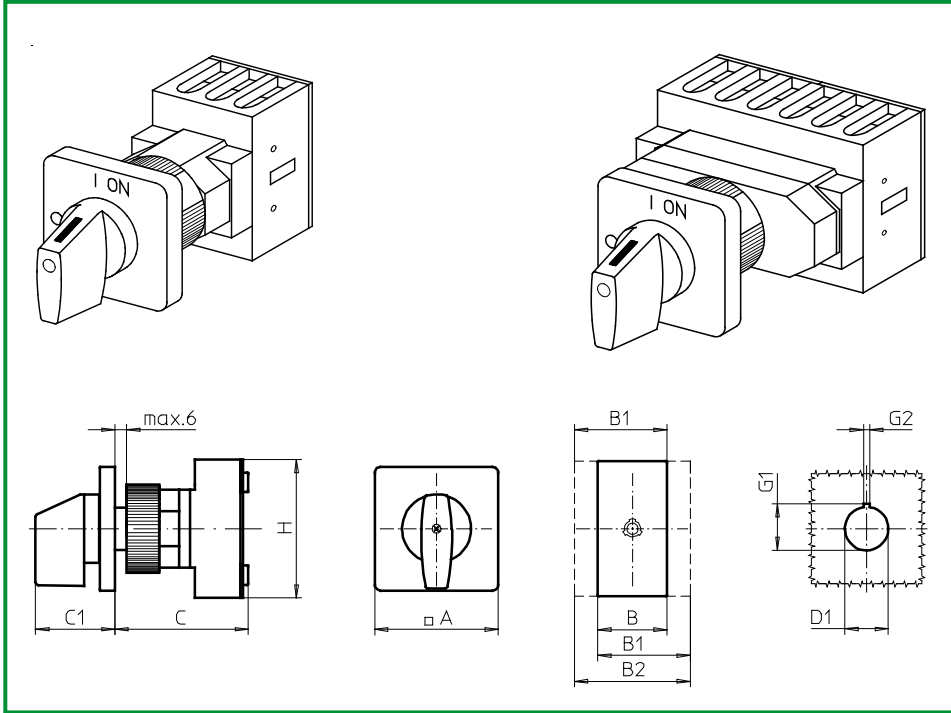
FAS2 - 9... (FA number)

Dimensions (mm)

Product lines	A	B	B1	B2	C	C1	D1	G1	G2	H
H200-A	48	36	48	60	75	32	22,5	24,2	3,2	70
H200-B	48	50	69	88	75	32	22,5	24,2	3,2	72
H200-C	48	45	-	-	70	32	22,5	24,2	3,2	45

Front Mounting Switches

sälzer



**Product lines
H200-A/-B/-C/-D/-E**

Front mounting switch
Operator module of next size

Single hole mounting
ø 22,5 mm

214M1 (IP66)

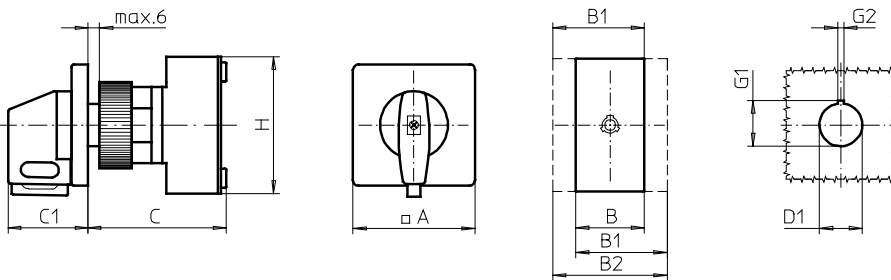
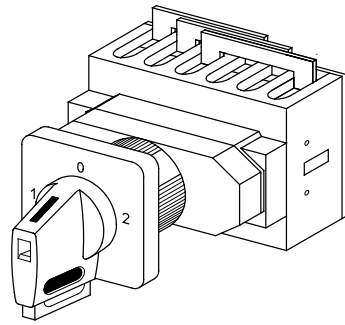
Complete switch	Poles	Product lines	Rated data (IEC 60947)			Order code number
			Operational current I _e	Operational power at 380–440V		
			AC-21A A	AC-23A kW	AC-3 kW	
ON-OFF Switches Switching angle 90°	3 ... 4	H200-C	20	5,5	3,7	H212 - 41 ... - 214M1
	3 ... 8	H200-A/-D	20	5,5	3,7	H216 - 41 ... - 214M1
			25	7,5	5,5	H220 - 41 ... - 214M1
			32	11	7,5	H226 - 41 ... - 214M1
			40	15	11	H233 - 41 ... - 214M1
3 ... 4	H200-B	63	18,5	15	H263 - 41 ... - 214M1	
Changeover with OFF Switching angle 90°	3 ... 4	H200-E	20	5,5	3,7	H216 - 71 ... - 214M1
			25	7,5	5,5	H220 - 71 ... - 214M1
			32	11	7,5	H226 - 71 ... - 214M1
			40	15	11	H233 - 71 ... - 214M1

SMD modules for basic switch A01		
Mounting form module for 214M1	H200-A H200-B/-C/-D/-E	BFA2 - 219 BFB2 - 219
M-operator module 64 × 64 mm, mounting form 214M1 Escutcheon black, handle black	H200-A/-B/-C/-D/-E	2KM1
Legend plate silver, operator module 214M1		FAS4 - 9... (FA number)

Dimensions (mm)										
Product lines	A	B	B1	B2	C	C1	D1	G1	G2	H
H200-A	64	36	48	60	75	39	22,5	24,2	3,2	70
H200-B	64	50	69	88	75	39	22,5	24,2	3,2	72
H200-C	64	45	-	-	70	39	22,5	24,2	3,2	45
H200-D	64	72	84	96	83	39	22,5	24,2	3,2	70
H200-E	64	72	84	96	83	39	22,5	24,2	3,2	70

Front Mounting Switches

sälzer



**Product line
H200-E**

Front mounting switch
Operator module of next size

Single hole mounting
ø 22,5 mm

214V1 (IP66)
213V1 (IP66)

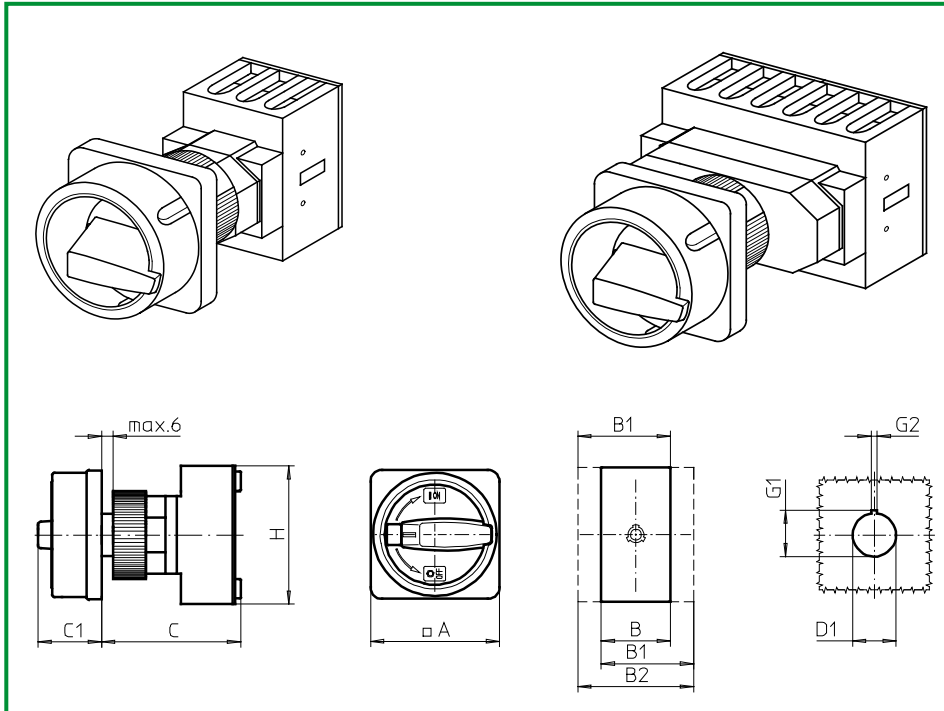
Complete switch	Poles	Product lines	Rated data (IEC 60947)			Order code number
			Operational current I _e	Operational power at 380–440V		
			AC-21A A	AC-23A kW	AC-3 kW	
Changeover with OFF Switching angle 90° OFF position padlockable 12h	3 ... 4	H200-E	20	5,5	3,7	H216 - 71 ... - 214V1
			25	7,5	5,5	H220 - 71 ... - 214V1
			32	11	7,5	H226 - 71 ... - 214V1
			40	15	11	H233 - 71 ... - 214V1
Changeover with OFF Switching angle 90° 3 positions padlockable (09h/12h/03h)	3 ... 4	H200-E	20	5,5	3,7	H216 - 71 ... - 213V1
			25	7,5	5,5	H220 - 71 ... - 213V1
			32	11	7,5	H226 - 71 ... - 213V1
			40	15	11	H233 - 71 ... - 213V1

SMD modules for basic switch A01			
Mounting form module for 214V1/213V1		H200-E	BFB2 - 219
V-operator module 64 × 64 mm, mounting form 214V1 Escutcheon black, handle black			2KV1 - 12
V-operator module 64 × 64 mm, mounting form 213V1 Escutcheon black, handle black			2KV1 - 99
Legend plate silver, operator modules 214V1/213V1			FAS4 - 9... (FA number)

Dimensions (mm)										
Product lines	A	B	B1	B2	C	C1	D1	G1	G2	H
H200-E	64	72	84	96	83	39	22,5	24,2	3,2	70

Front Mounting Switches

sälzer



**Product lines
H200-A/-B/-C/-D**

Front mounting switch

Single hole mounting
ø 22,5 mm

206M1 (IP66)

206M4 (IP66)

Complete switch	Poles	Product lines	Rated data (IEC 60947)			Order code number
			Operational current I _e	Operational power at 380–440V		
			AC-21A A	AC-23A kW	AC-3 kW	
Main Switches OFF position padlockable 09h	3 ... 4	H200-C	20	5,5	3,7	H212 - 41 ... - 206M1
	3 ... 8	H200-A/-D	20	5,5	3,7	H216 - 41 ... - 206M1
			25	7,5	5,5	H220 - 41 ... - 206M1
			32	11	7,5	H226 - 41 ... - 206M1
			40	15	11	H233 - 41 ... - 206M1
3 ... 4	H200-B	63	18,5	15	H263 - 41 ... - 206M1	
Main/Emergency-Off Switches OFF position padlockable 09h	3 ... 4	H200-C	20	5,5	3,7	H212 - 41 ... - 206M4
	3 ... 8	H200-A/-D	20	5,5	3,7	H216 - 41 ... - 206M4
			25	7,5	5,5	H220 - 41 ... - 206M4
			32	11	7,5	H226 - 41 ... - 206M4
			40	15	11	H233 - 41 ... - 206M4
3 ... 4	H200-B	63	18,5	15	H263 - 41 ... - 206M4	

SMD modules for basic switch A01

Mounting form module for 206M.

H200-A
H200-B/-C/-D

BFA2 - 219
BFB2 - 219

M-padlock device 67 × 67 mm, mounting form 206M1
Escutcheon black, padlockable handle black

H200-A/-B/-C/-D

2FM1

M-padlock device 67 × 67 mm, mounting form 206M4
Escutcheon yellow, padlockable handle red

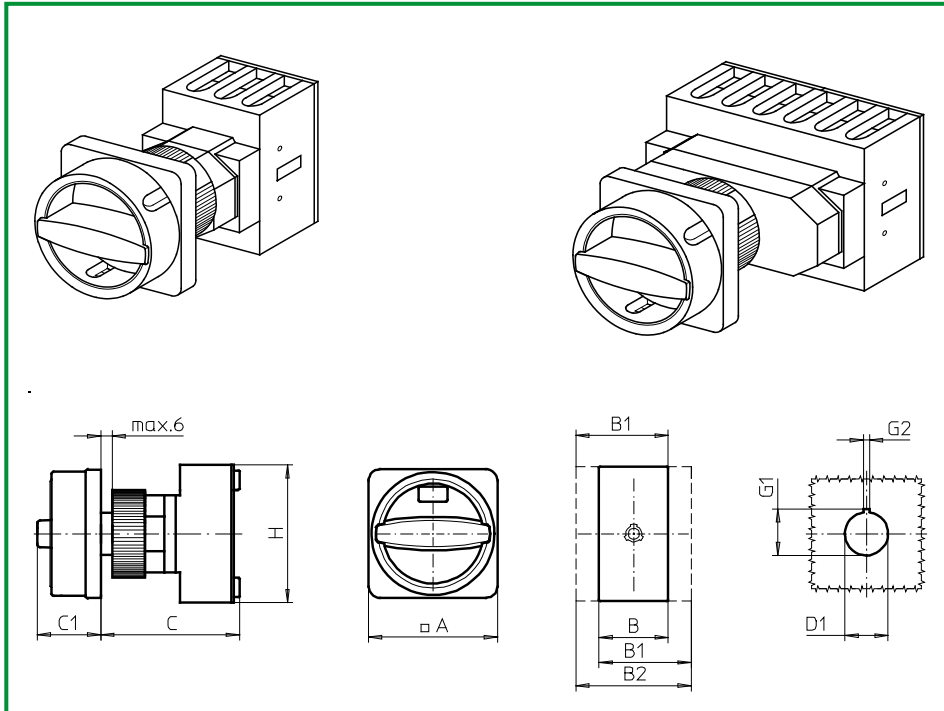
2FM4

Dimensions (mm)

Product lines	A	B	B1	B2	C	C1	D1	G1	G2	H
H200-A	67	36	48	60	75	38	22,5	24,2	3,2	70
H200-B	67	50	69	88	75	38	22,5	24,2	3,2	72
H200-C	67	45	-	-	70	38	22,5	24,2	3,2	50
H200-D	67	72	84	96	83	38	22,5	24,2	3,2	70

Front Mounting Switches

sälzer



**Product lines
H200-A/-B/-C/-D**

Front mounting switch

**Single hole mounting
ø 22,5 mm**

**206N1 (IP66)
206N4 (IP66)**

Complete switch	Poles	Product lines	Rated data (IEC 60947)			Order code number
			Operational current I _e	Operational power at 380–440V		
			AC-21A A	AC-23A kW	AC-3 kW	
Main Switches OFF position padlockable 12h	3 ... 4	H200-C	20	5,5	3,7	H212 - 41 ... - 206N1
	3 ... 8	H200-A/-D	20	5,5	3,7	H216 - 41 ... - 206N1
			25	7,5	5,5	H220 - 41 ... - 206N1
			32	11	7,5	H226 - 41 ... - 206N1
			40	15	11	H233 - 41 ... - 206N1
3 ... 4	H200-B	63	18,5	15	H263 - 41 ... - 206N1	
Main/Emergency-Off Switches OFF position padlockable 12h	3 ... 4	H200-C	20	5,5	3,7	H212 - 41 ... - 206N4
	3 ... 8	H200-A/-D	20	5,5	3,7	H216 - 41 ... - 206N4
			25	7,5	5,5	H220 - 41 ... - 206N4
			32	11	7,5	H226 - 41 ... - 206N4
			40	15	11	H233 - 41 ... - 206N4
3 ... 4	H200-B	63	18,5	15	H263 - 41 ... - 206N4	

SMD modules for basic switch A01

Mounting form module for 206N.

H200-A
H200-B/-C/-D
H200-A/-B/-C/-D

BFA2 - 219
BFB2 - 219

N-padlock device 67 × 67 mm, mounting form 206N1
Escutcheon black, padlockable handle black

2FN1

N-padlock device 67 × 67 mm, mounting form 206N4
Escutcheon yellow, padlockable handle red

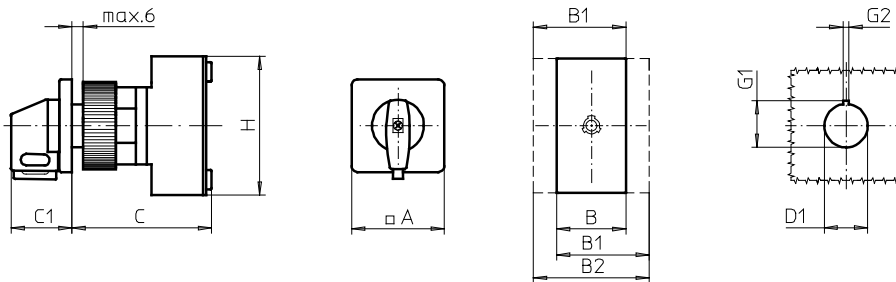
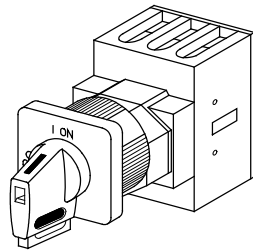
2FN4

Dimensions (mm)

Product lines	A	B	B1	B2	C	C1	D1	G1	G2	H
H200-A	67	36	48	60	75	33	22,5	24,2	3,2	70
H200-B	67	50	69	88	75	33	22,5	24,2	3,2	72
H200-C	67	45	-	-	70	33	22,5	24,2	3,2	45
H200-D	67	72	84	96	83	33	22,5	24,2	3,2	70

Front Mounting Switches

sälzer



**Product lines
H200-A/-B/-C**

Front mounting switch

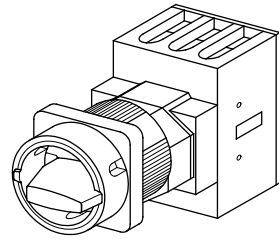
**Single hole mounting
ø 22,5 mm**

**206V1 (IP66)
206V4 (IP66)**

Complete switch	Poles	Product lines	Rated data (IEC 60947)			Order code number				
			Operational current I _e	Operational power at 380–440V						
			AC-21A A	AC-23A kW	AC-3 kW					
Main Switches OFF position padlockable 09h	3 ... 4	H200-C	20	5,5	3,7	H212 - 41 ... - 206V1				
	3 ... 4	H200-A	20	5,5	3,7	H216 - 41 ... - 206V1				
			25	7,5	5,5	H220 - 41 ... - 206V1				
			32	11	7,5	H226 - 41 ... - 206V1				
			40	15	11	H233 - 41 ... - 206V1				
			63	18,5	15	H263 - 41 ... - 206V1				
Main/Emergency-Off Switches OFF position padlockable 09h	3 ... 4	H200-C	20	5,5	3,7	H212 - 41 ... - 206V4				
	3 ... 4	H200-A	20	5,5	3,7	H216 - 41 ... - 206V4				
			25	7,5	5,5	H220 - 41 ... - 206V4				
			32	11	7,5	H226 - 41 ... - 206V4				
			40	15	11	H233 - 41 ... - 206V4				
			63	18,5	15	H263 - 41 ... - 206V4				
3 ... 4	H200-B	63	18,5	15	H263 - 41 ... - 206V1					
SMD modules for basic switch A01										
Mounting form module for 206V.			H200-A H200-B/-C			BFA2 - 219 BFB2 - 219				
V-operator module 48 × 48 mm, mounting form 206V1 Escutcheon black, handle black			H200-A/-B/-C			2DV1 - 09				
Legend plate silver, operator module 206V1						FAS2 - 9078				
V-operator module 48 × 48 mm, mounting form 206V4 Escutcheon black, handle red						2DV4 - 09				
Legend plate yellow, operator module 206V4						FBS2 - 9078				
Dimensions (mm)										
Product lines	A	B	B1	B2	C	C1	D1	G1	G2	H
H200-A	48	36	48	60	75	32	22,5	24,2	3,2	70
H200-B	48	50	69	88	75	32	22,5	24,2	3,2	72
H200-C	48	45	-	-	70	32	22,5	24,2	3,2	45

Front Mounting Switches

sälzer



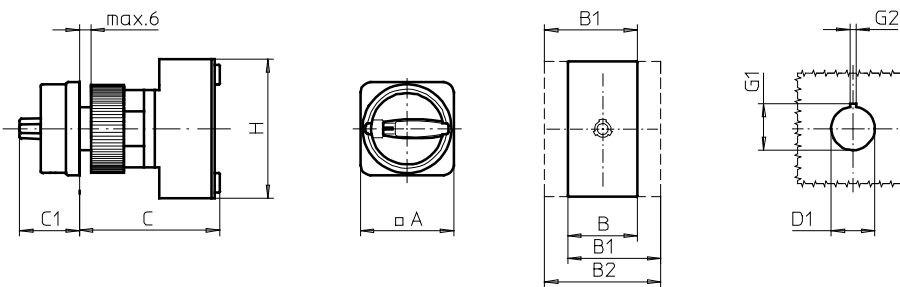
**Product lines
H200-A/-B/-C**

Front mounting switch

Single hole mounting
ø 22,5 mm

205M1 (IP66)

205M4 (IP66)



Complete switch	Poles	Product lines	Rated data (IEC 60947)			Order code number
			Operational current I _e	Operational power at 380–440V		
			AC-21A A	AC-23A kW	AC-3 kW	
Main Switches OFF position padlockable 09h	3 ... 4	H200-C	20	5,5	3,7	H212 - 41 ... - 205M1
	3 ... 4	H200-A	20	5,5	3,7	H216 - 41 ... - 205M1
			25	7,5	5,5	H220 - 41 ... - 205M1
			32	11	7,5	H226 - 41 ... - 205M1
			40	15	11	H233 - 41 ... - 205M1
			63	18,5	15	H263 - 41 ... - 205M1
Main/Emergency-Off Switches OFF position padlockable 09h	3 ... 4	H200-C	20	5,5	3,7	H212 - 41 ... - 205M4
	3 ... 4	H200-A	20	5,5	3,7	H216 - 41 ... - 205M4
			25	7,5	5,5	H220 - 41 ... - 205M4
			32	11	7,5	H226 - 41 ... - 205M4
			40	15	11	H233 - 41 ... - 205M4
			63	18,5	15	H263 - 41 ... - 205M4

SMD modules for basic switch A01

Mounting form module for 205M.

H200-A
H200-B/-C

BFA2 - 219
BFB2 - 219

M-padlock device 48 x 48 mm, mounting form 205M1
Escutcheon black, padlockable handle black

H200-A/-B/-C

2EM1

M-padlock device 48 x 48 mm, mounting form 205M4
Escutcheon yellow, padlockable handle red

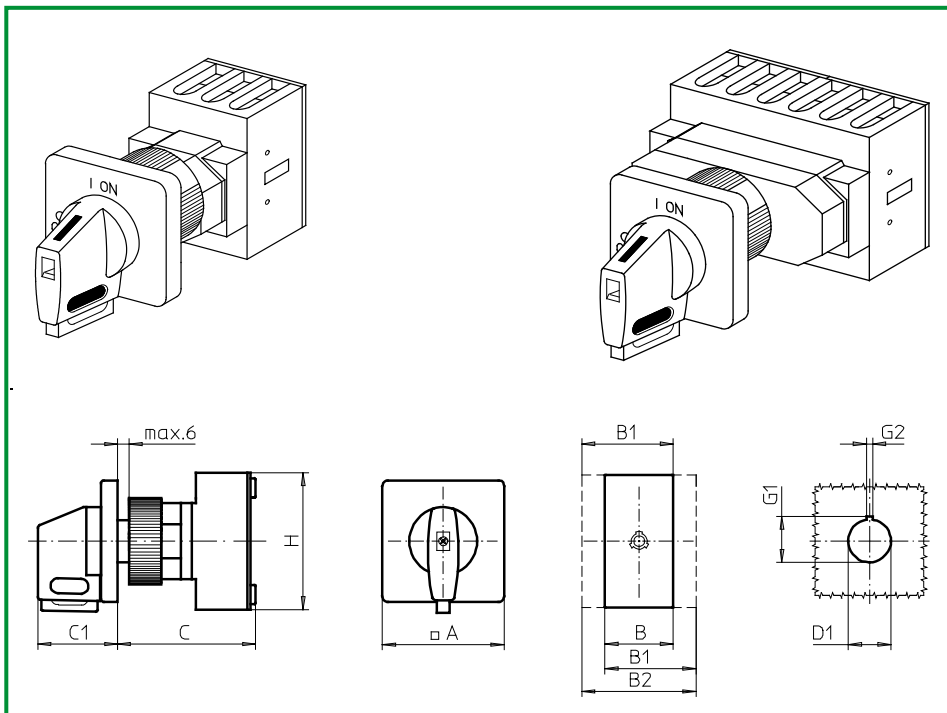
2EM4

Dimensions (mm)

Product lines	A	B	B1	B2	C	C1	D1	G1	G2	H
H200-A	48	36	48	60	75	31	22,5	24,2	3,2	70
H200-B	48	50	69	88	75	31	22,5	24,2	3,2	72
H200-C	48	45	-	-	70	31	22,5	24,2	3,2	45

Front Mounting Switches

sälzer



Product lines
H200-A/-B/-C/-D

Front mounting switch
Operator module of next size

Single hole mounting
ø 22,5 mm

226V1 (IP66)

226V4 (IP66)

Complete switch	Poles	Product lines	Rated data (IEC 60947)			Order code number
			Operational current I _e	Operational power at 380–440V		
			AC-21A A	AC-23A kW	AC-3 kW	
Main Switches OFF position padlockable 09h	3 ... 4	H200-C	20	5,5	3,7	H212 - 41 ... - 226V1
	3 ... 8	H200-A/-D	20	5,5	3,7	H216 - 41 ... - 226V1
			25	7,5	5,5	H220 - 41 ... - 226V1
			32	11	7,5	H226 - 41 ... - 226V1
			40	15	11	H233 - 41 ... - 226V1
3 ... 4	H200-B	63	18,5	15	H263 - 41 ... - 226V1	
Main/Emergency-Off Switches OFF position padlockable 09h	3 ... 4	H200-C	20	5,5	3,7	H212 - 41 ... - 226V4
	3 ... 8	H200-A/-D	20	5,5	3,7	H216 - 41 ... - 226V4
			25	7,5	5,5	H220 - 41 ... - 226V4
			32	11	7,5	H226 - 41 ... - 226V4
			40	15	11	H233 - 41 ... - 226V4
3 ... 4	H200-B	63	18,5	15	H263 - 41 ... - 226V4	

SMD modules for basic switch A01

Mounting form module for 226V.

H200-A
H200-B/-C/-D

BFA2 - 219
BFB2 - 219

V-operator module 64 × 64 mm, mounting form 226V1
Escutcheon black, handle black

H200-A/-B/-C/-D

2KV1 - 09

Legend plate silver, operator module 226V1

FAS4 - 9078

V-operator module 64 × 64 mm, mounting form 226V4
Escutcheon black, handle red

2KV4 - 09

Legend plate yellow, operator module 226V4

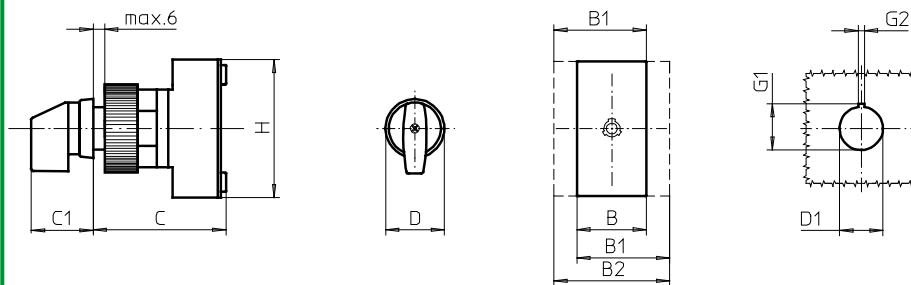
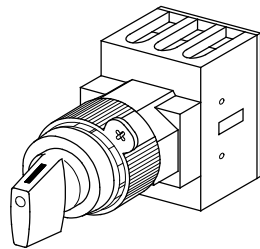
FBS4 - 9078

Dimensions (mm)

Product lines	A	B	B1	B2	C	C1	D1	G1	G2	H
H200-A	64	36	48	60	75	39	22,5	24,2	3,2	70
H200-B	64	50	69	88	75	39	22,5	24,2	3,2	72
H200-C	64	45	-	-	70	39	22,5	24,2	3,2	45
H200-D	64	72	84	96	83	39	22,5	24,2	3,2	70

Front Mounting Switches

sälzer



**Product lines
H200-A/-B/-C**

**Front mounting switch
with front ring**

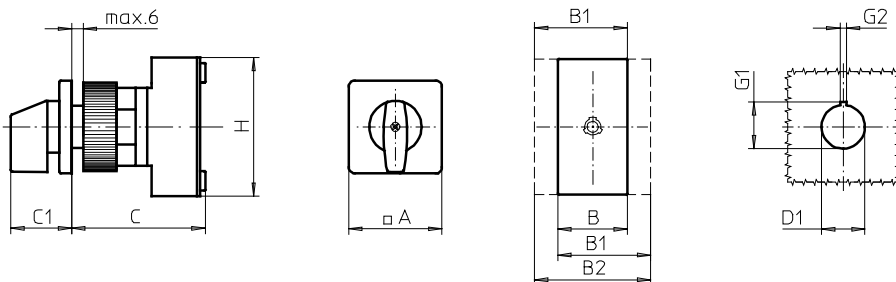
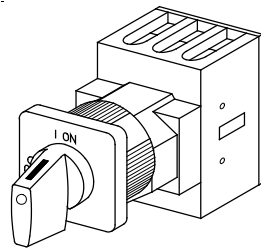
**Single hole mounting
ø 22,5 mm**

218M1 (IP66)

Complete switch	Poles	Product lines	Rated data (IEC 60947)			Order code number				
			Operational current I _e	Operational power at 380–440V						
			AC-21A A	AC-23A kW	AC-3 kW					
ON-OFF Switches Switching angle 90°	3 ... 4	H200-C	20	5,5	3,7	H212 - 41 ... - 218M1				
		H200-A	20	5,5	3,7	H216 - 41 ... - 218M1				
	3 ... 4	H200-B	25	7,5	5,5	H220 - 41 ... - 218M1				
			32	11	7,5	H226 - 41 ... - 218M1				
			40	15	11	H233 - 41 ... - 218M1				
			63	18,5	15	H263 - 41 ... - 218M1				
SMD modules for basic switch A01										
Mounting form module for 218M1			H200-A			BFA2 - 219				
Front ring black ø 30,5 mm			H200-B/-C			BFB2 - 219				
M-handle black, mounting form 218M1 (Front ring without inscription)			H200-A/-B/-C			2HM1				
Dimensions (mm)										
Product lines	B	B1	B2	C	C1	D	D1	G1	G2	H
H200-A	36	48	60	75	31,5	31	22,5	24,2	3,2	70
H200-B	50	69	88	75	31,5	31	22,5	24,2	3,2	72
H200-C	45	-	-	70	31,5	31	22,5	24,2	3,2	45

Front Mounting Switches

sälzer



**Product lines
H200-A/-B/-C**

Front mounting switch

Single hole mounting
ø 30,5 mm

209M1 (IP66)

Complete switch	Poles	Product lines	Rated data (IEC 60947)			Order code number
			Operational current I _e	Operational power at 380–440V		
			AC-21A A	AC-23A kW	AC-3 kW	
ON-OFF Switches Switching angle 90°	3 ... 4	H200-C	20	5,5	3,7	H212 - 41 ... - 209M1
		H200-A	20	5,5	3,7	H216 - 41 ... - 209M1
	25		7,5	5,5	H220 - 41 ... - 209M1	
	32		11	7,5	H226 - 41 ... - 209M1	
	40		15	11	H233 - 41 ... - 209M1	
	3 ... 4	H200-B	63	22	18,5	H263 - 41 ... - 209M1

SMD modules for basic switch A01

Mounting form module for 209M1	H200-A H200-B/-C	BFA2 - 219 BFB2 - 219
M-operator module 48 x 48 mm, mounting form 209M1 Escutcheon black, handle black	H200-A/-B/-C	2DM1 - 30
Legend plate silver, operator module 209M1		FAS2 - 9... (FA number)

Dimensions (mm)

Product lines	A	B	B1	B2	C	C1	D1	G1	G2	H
H200-A	48	36	48	60	75	32	30,5	33	4,8	70
H200-B	48	50	69	88	75	32	30,5	33	4,8	72
H200-C	48	45	-	-	70	32	30,5	33	4,8	45

Front Mounting Switches

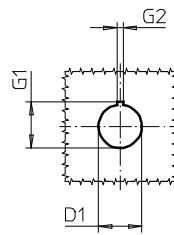
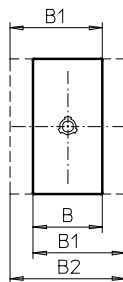
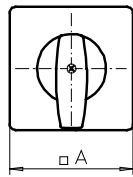
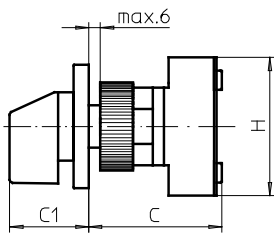
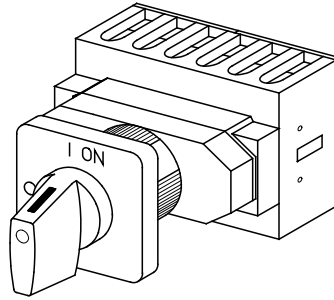
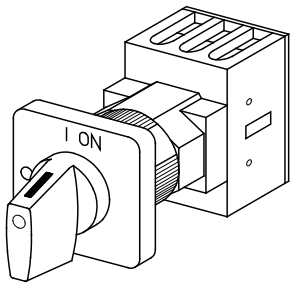
sälzer

Product lines
H200-A/-B/-C/-D/-E

Front mounting switch
Operator module of next size

Single hole mounting
ø 30,5 mm

204M1 (IP66)



Complete switch	Poles	Product lines	Rated data (IEC 60947)			Order code number
			Operational current I _e	Operational power at 380–440V		
			AC-21A A	AC-23A kW	AC-3 kW	
ON-OFF Switches Switching angle 90°	3 ... 4	H200-C	20	5,5	3,7	H212 - 41 ... - 204M1
	3 ... 8	H200-A/-D	20	5,5	3,7	H216 - 41 ... - 204M1
			25	7,5	5,5	H220 - 41 ... - 204M1
			32	11	7,5	H226 - 41 ... - 204M1
			40	15	11	H233 - 41 ... - 204M1
3 ... 4	H200-B	63	22	18,5	H263 - 41 ... - 204M1	
Changeover with OFF Switching angle 90°	3 ... 4	H200-E	20	5,5	3,7	H216 - 71 ... - 204M1
			25	7,5	5,5	H220 - 71 ... - 204M1
			32	11	7,5	H226 - 71 ... - 204M1
			40	22	18,5	H233 - 71 ... - 204M1

SMD modules for basic switch A01

Mounting form module for 204M1

H200-A
H200-B/-C/-D/-E

BFA2 - 219
BFB2 - 219

M-operator module 64 x 64 mm, mounting form 204M1
Escutcheon black, handle black

H200-A/-B/-C/-D/-E

2KM1 - 30

Legend plate silver, operator module 204M1

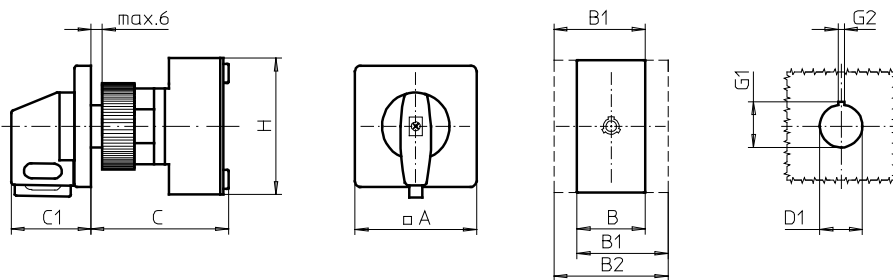
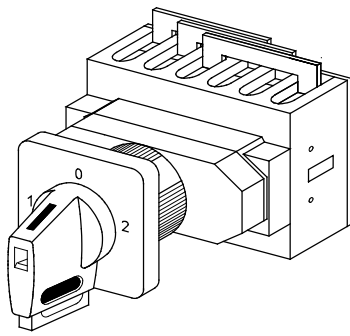
FAS4 - 9... (FA number)

Dimensions (mm)

Product lines	A	B	B1	B2	C	C1	D1	G1	G2	H
H200-A	64	36	48	60	75	39	30,5	33	4,8	70
H200-B	64	50	69	88	75	39	30,5	33	4,8	72
H200-C	64	45	-	-	70	39	30,5	33	4,8	45
H200-D	64	72	84	96	83	39	30,5	33	4,8	70
H200-E	64	72	84	96	83	39	30,5	33	4,8	70

Front Mounting Switches

sälzer



**Product line
H200-E**

Front mounting switch
Operator module of next size

Single hole mounting
ø 30,5 mm

204V1 (IP66)
203V1 (IP66)

Complete switch	Poles	Product lines	Rated data (IEC 60947)			Order code number				
			Operational current I _e	Operational power at 380–440V						
			AC-21A A	AC-23A kW	AC-3 kW					
Changeover with OFF Switching angle 90° OFF position padlockable 12h	3 ... 4	H200-E	20	5,5	3,7	H216 - 71 ... - 204V1				
			25	7,5	5,5	H220 - 71 ... - 204V1				
			32	11	7,5	H226 - 71 ... - 204V1				
			40	15	11	H233 - 11 ... - 204V1				
Changeover with OFF Switching angle 90° 3 positions padlockable (09h/12h/03h)	3 ... 4	H200-E	20	5,5	3,7	H216 - 71 ... - 203V1				
			25	7,5	5,5	H220 - 71 ... - 203V1				
			32	11	7,5	H226 - 71 ... - 203V1				
			40	15	11	H233 - 71 ... - 203V1				
SMD modules for basic switch A01										
Mounting form module for 204V1/203V1			H200-E			BFB2 - 219				
V-operator module 64 × 64 mm, mounting form 204V1 Escutcheon black, handle black						2KV1 - 1230				
V-operator module 64 × 64 mm, mounting form 203V1 Escutcheon black, handle black						2KV1 - 9930				
Legend plate silver, operator modules 204V1/203V1						FAS4 - 9... (FA number)				
Dimensions (mm)										
Product line	A	B	B1	B2	C	C1	D1	G1	G2	H
H200-E	64	72	84	96	83	39	30,5	33	4,8	70

Front Mounting Switches

sälzer

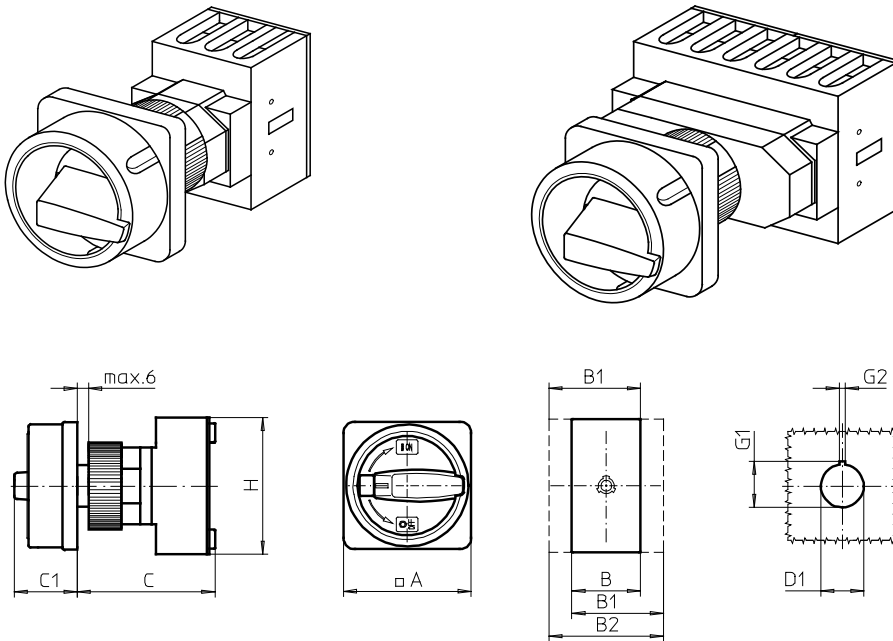
Product lines
H200-A/-B/-C/-D

Front mounting switch

Single hole mounting
ø 30,5 mm

216M1 (IP66)

216M4 (IP66)



Complete switch	Poles	Product lines	Rated data (IEC 60947)			Order code number
			Operational current I _e	Operational power at 380–440V		
			AC-21A A	AC-23A kW	AC-3 kW	
Main Switches OFF position padlockable 09h	3 ... 4	H200-C	20	5,5	3,7	H212 - 41 ... - 216M1
	3 ... 8	H200-A/-D	20	5,5	3,7	H216 - 41 ... - 216M1
			25	7,5	5,5	H220 - 41 ... - 216M1
			32	11	7,5	H226 - 41 ... - 216M1
			40	15	11	H233 - 41 ... - 216M1
			63	22	18,5	H263 - 41 ... - 216M1
Main/Emergency-Off Switches OFF position padlockable 09h	3 ... 4	H200-C	20	5,5	3,7	H212 - 41 ... - 216M4
	3 ... 8	H200-A/-D	20	5,5	3,7	H216 - 41 ... - 216M4
			25	7,5	5,5	H220 - 41 ... - 216M4
			32	11	7,5	H226 - 41 ... - 216M4
			40	15	11	H233 - 41 ... - 216M4
			63	22	18,5	H263 - 41 ... - 216M4

SMD modules for basic switch A01

Mounting form module for 216M.

H200-A
H200-B/-C/-D
H200-A/-B/-C/-D

BFA2 - 219
BFB2 - 219

M-padlock device 67 × 67 mm, mounting form 216M1
Escutcheon black, padlockable handle black

2FM1 - 30

M-padlock device 67 × 67 mm, mounting form 216M4
Escutcheon yellow, padlockable handle red

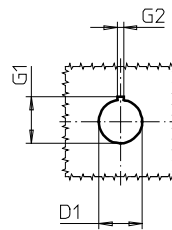
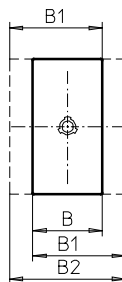
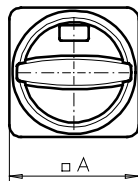
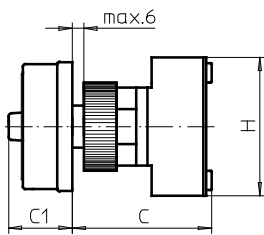
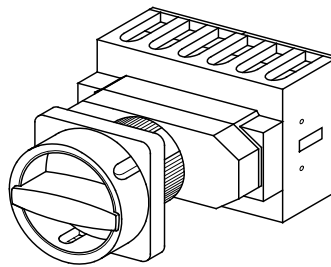
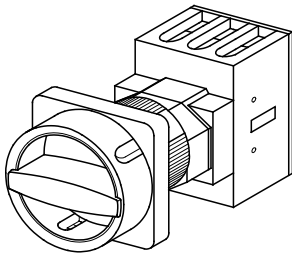
2FM4 - 30

Dimensions (mm)

Product lines	A	B	B1	B2	C	C1	D1	G1	G2	H
H200-A	67	36	48	60	75	38	30,5	33	4,8	70
H200-B	67	50	69	88	75	38	30,5	33	4,8	72
H200-C	67	45	-	-	70	38	30,5	33	4,8	45
H200-D	67	72	84	96	83	38	30,5	33	4,8	70

Front Mounting Switches

sälzer



Product lines
H200-A/-B/-C/-D

Front mounting switch

Single hole mounting
ø 30,5 mm

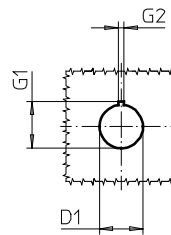
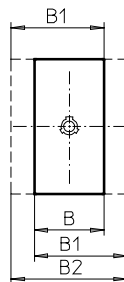
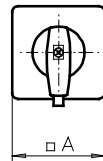
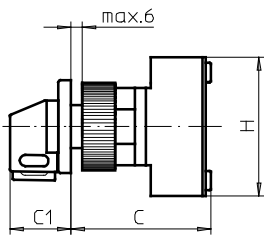
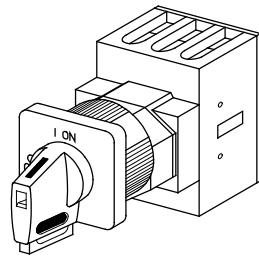
216N1 (IP66)

216N4 (IP66)

Complete switch	Poles	Product lines	Rated data (IEC 60947)			Order code number				
			Operational current I _e	Operational power at 380–440V						
			AC-21A A	AC-23A kW	AC-3 kW					
Main Switches OFF position padlockable 12h	3 ... 4	H200-C	20	5,5	3,7	H212 - 41 ... - 216N1				
	3 ... 8	H200-A/-D	20	5,5	3,7	H216 - 41 ... - 216N1				
			25	7,5	5,5	H220 - 41 ... - 216N1				
			32	11	7,5	H226 - 41 ... - 216N1				
			40	15	11	H233 - 41 ... - 216N1				
3 ... 4	H200-B	63	22	18,5	H263 - 41 ... - 216N1					
Main/Emergency-Off Switches OFF position padlockable 12h	3 ... 4	H200-B	20	5,5	3,7	H212 - 41 ... - 216N4				
	3 ... 8	H200-A/-D	20	5,5	3,7	H216 - 41 ... - 216N4				
			25	7,5	5,5	H220 - 41 ... - 216N4				
			32	11	7,5	H226 - 41 ... - 216N4				
			40	15	11	H233 - 41 ... - 216N4				
3 ... 4	H200-B	63	22	18,5	H263 - 41 ... - 216N4					
SMD modules for basic switch A01										
Mounting form module for 216N.			H200-A H200-B/-C/-D		BFA2 - 219 BFB2 - 219					
N-padlock device 67 × 67 mm, mounting form 216N1 Escutcheon black, padlockable handle black			H200-A/-B/-C/-D		2FN1 - 30					
N-padlock device 67 × 67 mm, mounting form 216N4 Escutcheon yellow, padlockable handle red					2FN4 - 30					
Dimensions (mm)										
Product lines	A	B	B1	B2	C	C1	D1	G1	G2	H
H200-A	67	36	48	60	75	33	30,5	33	4,8	70
H200-B	67	50	69	88	75	33	30,5	33	4,8	72
H200-C	67	45	-	-	70	33	30,5	33	4,8	45
H200-D	67	72	84	96	83	33	30,5	33	4,8	70

Front Mounting Switches

sälzer



Product lines
H200-A/-B

Front mounting switch

Single hole mounting
ø 30,5 mm

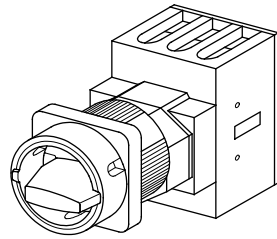
215V1 (IP66)

215V4 (IP66)

Complete switch	Poles	Product lines	Rated data (IEC 60947)			Order code number				
			Operational current I _e	Operational power at 380–440V						
			AC-21A A	AC-23A kW	AC-3 kW					
Main Switches OFF position padlockable 09h	3 ... 4	H200-C	20	5,5	3,7	H212 - 41 ... - 215V1				
	3 ... 4	H200-A	20	5,5	3,7	H216 - 41 ... - 215V1				
			25	7,5	5,5	H220 - 41 ... - 215V1				
			32	11	7,5	H226 - 41 ... - 215V1				
			40	15	11	H233 - 41 ... - 215V1				
3 ... 4	H200-B	63	22	18,5	H263 - 41 ... - 215V1					
Main/Emergency-Off Switches OFF position padlockable 09h	3 ... 4	H200-C	20	5,5	3,7	H212 - 41 ... - 215V4				
	3 ... 4	H200-A	20	5,5	3,7	H216 - 41 ... - 215V4				
			25	7,5	5,5	H220 - 41 ... - 215V4				
			32	11	7,5	H226 - 41 ... - 215V4				
			40	15	11	H233 - 41 ... - 215V4				
3 ... 4	H200-B	63	22	18,5	H263 - 41 ... - 215V4					
SMD modules for basic switch A01										
Mounting form module for 215V.			H200-A H200-B/-C		BFA2 - 219 BFB2 - 219					
V-operator module 48 × 48 mm, mounting form 215V1 Escutcheon black, handle black			H200-A/-B/-C		2DV1 - 0930					
Legend plate silver, operator module 215V1					FAS2 - 9078					
V-operator module 48 × 48 mm, mounting form 215V4 Escutcheon black, handle red					2DV4 - 0930					
Legend plate yellow, operator module 215V4					FBS2 - 9078					
Dimensions (mm)										
Product lines	A	B	B1	B2	C	C1	D1	G1	G2	H
H200-A	48	36	48	60	75	32	30,5	33	4,8	70
H200-B	48	50	69	88	75	32	30,5	33	4,8	72
H200-C	48	45	-	-	70	32	30,5	33	4,8	45

Front Mounting Switches

sälzer



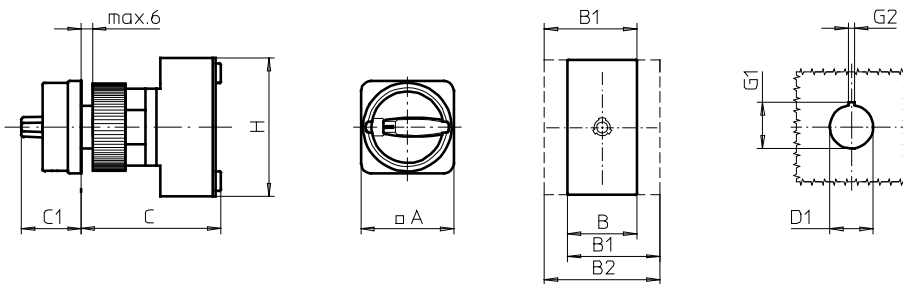
**Product lines
H200-A/-B/-C**

Front mounting switch

Single hole mounting
ø 30,5 mm

215M1 (IP66)

215M4 (IP66)



Complete switch	Poles	Product lines	Rated data (IEC 60947)			Order code number
			Operational current I _e	Operational power at 380–440V		
			AC-21A A	AC-23A kW	AC-3 kW	
Main Switches OFF position padlockable 09h	3 ... 4	H200-C	20	5,5	3,7	H212 - 41 ... - 215M1
	3 ... 4	H200-A	20	5,5	3,7	H216 - 41 ... - 215M1
			25	7,5	5,5	H220 - 41 ... - 215M1
			32	11	7,5	H226 - 41 ... - 215M1
			40	15	11	H233 - 41 ... - 215M1
			63	22	18,5	H263 - 41 ... - 215M1
Main/Emergency-Off Switches OFF position padlockable 09h	3 ... 4	H200-C	20	5,5	3,7	H212 - 41 ... - 215M4
	3 ... 4	H200-A	20	5,5	3,7	H216 - 41 ... - 215M4
			25	7,5	5,5	H220 - 41 ... - 215M4
			32	11	7,5	H226 - 41 ... - 215M4
			40	15	11	H233 - 41 ... - 215M4
			63	22	18,5	H263 - 41 ... - 215M4

SMD modules for basic switch A01

Mounting form module for 215M.

H200-A
H200-B/-C

BFA2 - 219
BFB2 - 219

M-padlock device 48 x 48 mm, mounting form 215M1
Escutcheon black, padlockable handle black

H200-A/-B/-C

2EM1 - 30

M-padlock device 48 x 48 mm, mounting form 215M4
Escutcheon yellow, padlockable handle red

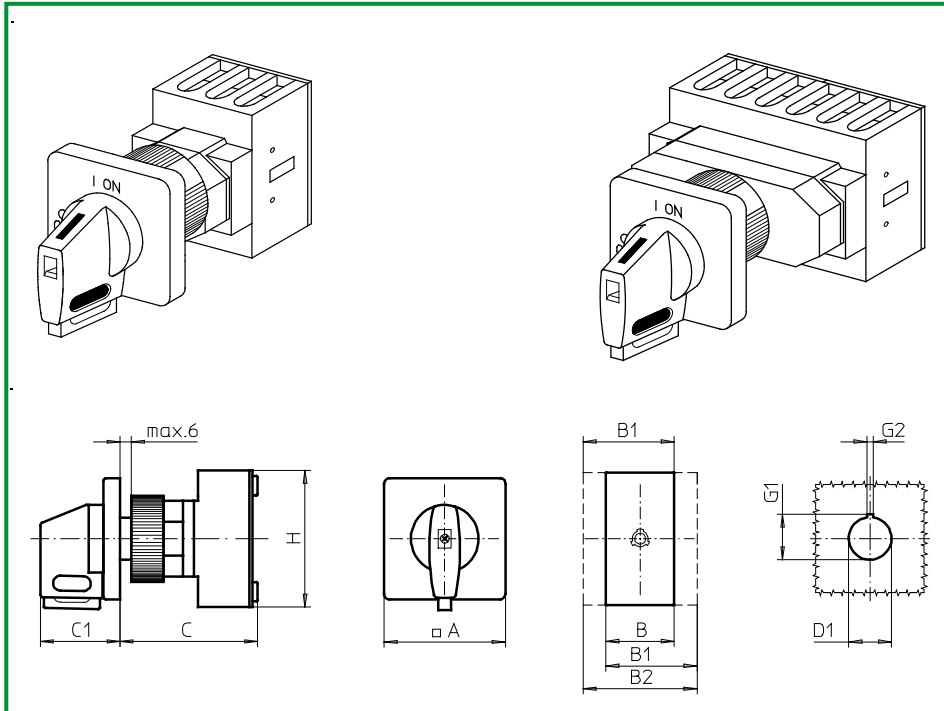
2EM4 - 30

Dimensions (mm)

Product lines	A	B	B1	B2	C	C1	D1	G1	G2	H
H200-A	48	36	48	60	75	31	30,5	33	4,8	70
H200-B	48	50	69	88	75	31	30,5	33	4,8	72
H200-C	48	45	-	-	70	31	30,5	33	4,8	45

Front Mounting Switches

sälzer



Product lines
H200-A/-B/-C/-D

Front mounting switch
Operator module of next size

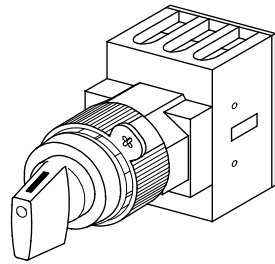
Single hole mounting
ø 30,5 mm

216V1 (IP66)
216V4 (IP66)

Complete switch	Poles	Product lines	Rated data (IEC 60947)			Order code number				
			Operational current I _e	Operational power at 380–440V						
			AC-21A A	AC-23A kW	AC-3 kW					
Main Switches OFF position padlockable 09h	3 ... 4	H200-C	20	5,5	3,7	H212 - 41 ... - 216V1				
	3 ... 8	H200-A/-D	20	5,5	3,7	H216 - 41 ... - 216V1				
			25	7,5	5,5	H220 - 41 ... - 216V1				
			32	11	7,5	H226 - 41 ... - 216V1				
			40	15	11	H233 - 41 ... - 216V1				
3 ... 4	H200-B	63	22	18,5	H263 - 41 ... - 216V1					
Main/Emergency-Off Switches OFF position padlockable 09h	3 ... 4	H200-C	20	5,5	3,7	H212 - 41 ... - 216V4				
	3 ... 8	H200-A/-D	20	5,5	3,7	H216 - 41 ... - 216V4				
			25	7,5	5,5	H220 - 41 ... - 216V4				
			32	11	7,5	H226 - 41 ... - 216V4				
			40	15	11	H233 - 41 ... - 216V4				
3 ... 4	H200-B	63	22	18,5	H263 - 41 ... - 216V4					
SMD modules for basic switch A01										
Mounting form module for 216V.			H200-A H200-B/-C/-D		BFA2 - 219 BFB2 - 219					
V-operator module 64 × 64 mm, mounting form 216V1 Escutcheon black, handle black			H200-A/-B /-C/ -D		2KV1 - 0930					
Legend plate silver, operator module 216V1			FAS4 - 9078							
V-operator module 64 × 64 mm, mounting form 216V4 Escutcheon black, handle red			2KV4 - 0930							
Legend plate yellow, operator module 216V4			FBS4 - 9078							
Dimensions (mm)										
Product lines	A	B	B1	B2	C	C1	D1	G1	G2	H
H200-A	64	36	48	60	75	39	30,5	33	4,8	70
H200-B	64	50	69	88	75	39	30,5	33	4,8	72
H200-C	64	45	-	-	70	39	30,5	33	4,8	45
H200-D	64	72	84	96	83	39	30,5	33	4,8	70

Front Mounting Switches

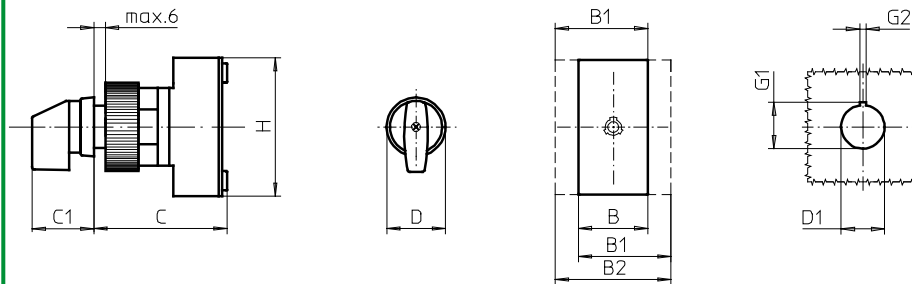
sälzer



**Product lines
H200-A/-B/-C**

**Front mounting switch
with front ring**

**Single hole mounting
ø 30,5 mm**

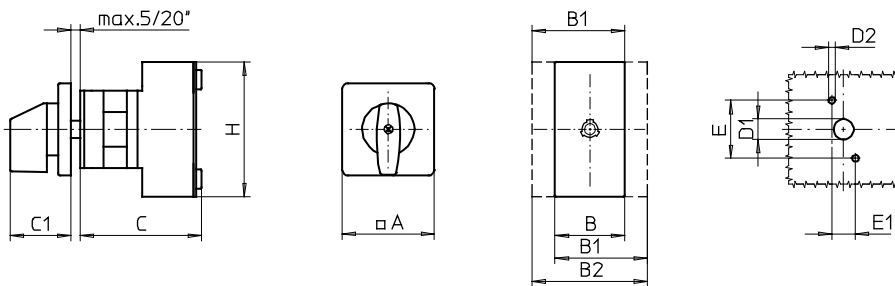
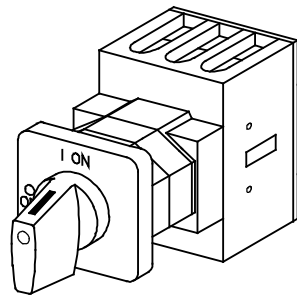


208M1 (IP66)

Complete switch	Poles	Product lines	Rated data (IEC 60947)			Order code number				
			Operational current I _e	Operational power at 380–440V						
			AC-21A A	AC-23A kW	AC-3 kW					
ON-OFF Switches Switching angle 90°	3 ... 4	H200-C	20	5,5	3,7	H212 - 41 ... - 208M1				
		H200-A	20	5,5	3,7	H216 - 41 ... - 208M1				
	25		7,5	5,5	H220 - 41 ... - 208M1					
	32		11	7,5	H226 - 41 ... - 208M1					
	40		15	11	H233 - 41 ... - 208M1					
	3 ... 4	H200-B	63	22	18,5	H263 - 41 ... - 208M1				
SMD modules for basic switch A01										
Mounting form module for 208M1			H200-A			BFA2 - 219				
			H200-B/-C			BFB2 - 219				
Front ring black ø 39,5 mm			H200-A/-B/-C			2HM1 - 30				
M-handle black, mounting form 208M1 (Front ring without inscription)										
Dimensions (mm)										
Product lines	B	B1	B2	C	C1	D	D1	G1	G2	H
H200-A	36	48	60	75	32	39,5	30,5	33	4,8	70
H200-B	50	69	88	75	32	39,5	30,5	33	4,8	72
H200-C	45	-	-	70	32	39,5	30,5	33	4,8	45

Front Mounting Switches

sälzer



Product line
H200-A/-B

Front mounting switch

Two hole mounting
30 × 12,2 mm

M-operator module
48 × 48 mm

503M1 (IP66)

Complete switch	Poles	Product lines	Rated data (IEC 60947)			Order code number
			Operational current I _e	Operational power at 380–440V		
			AC-21A A	AC-23A kW	AC-3 kW	
ON-OFF Switches Switching angle 90°	3 ... 4	H200-A	20	5,5	3,7	H216 - 41 ... - 503M1
			25	7,5	5,5	H220 - 41 ... - 503M1
			32	11	7,5	H226 - 41 ... - 503M1
	40	15	11	H233 - 41 ... - 503M1		
	3 ... 4	H200-B	63	22	18,5	H263 - 41 ... - 503M1

SMD modules for basic switch A01

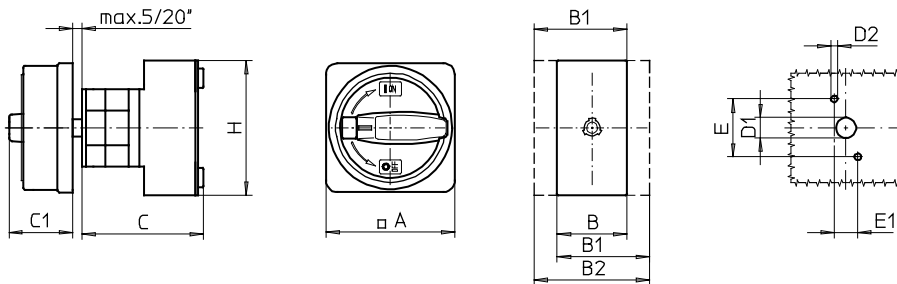
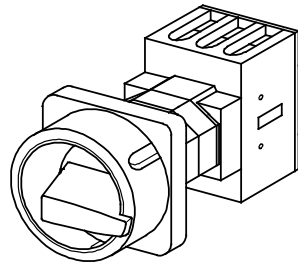
Mounting form module for 503M1	H200-A H200-B	BFA2 - 503 BFB2 - 503
M-operator module 48 × 48 mm, mounting form 503M1 Escutcheon black, handle black	H200-A/-B	2UM1
Legend plate silver, operator module 503M1		FAS2 - 9... (FA number)

Dimensions (mm)

Product lines	A	B	B1	B2	C	C1	D1	D2	E	E1	H
H200-A	48	36	48	60	64	32	12	3,5	30	12,2	70
H200-B	48	50	69	88	64	32	12	3,5	30	12,2	72

Front Mounting Switches

sälzer



Product line
H200-A/-B

Front mounting switch

Two hole mounting
30 × 12,2 mm

M-operator module
67 × 67 mm

133M1 (IP66)

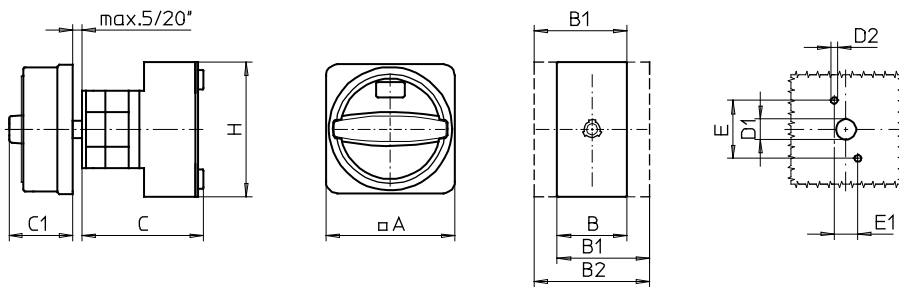
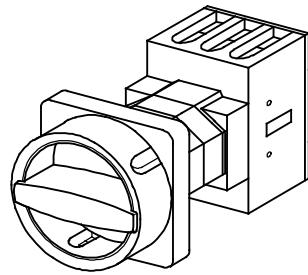
133M4 (IP66)

Complete switch	Poles	Product lines	Rated data (IEC 60947)			Order code number	
			Operational current I _e	Operational power at 380–440V			
			AC-21A A	AC-23A kW	AC-3 kW		
Main Switches OFF position padlockable 09h	3 ... 4	H200-A	20	5,5	3,7	H216 - 41 ... - 133M1	
			25	7,5	5,5	H220 - 41 ... - 133M1	
			32	11	7,5	H226 - 41 ... - 133M1	
			40	15	11	H233 - 41 ... - 133M1	
			63	22	18,5	H263 - 41 ... - 133M1	
Main/Emergency-Off Switches OFF position padlockable 09h	3 ... 4	H200-A	20	5,5	3,7	H216 - 41 ... - 133M4	
			25	7,5	5,5	H220 - 41 ... - 133M4	
			32	11	7,5	H226 - 41 ... - 133M4	
			40	15	11	H233 - 41 ... - 133M4	
			63	22	18,5	H263 - 41 ... - 133M4	
SMD modules for basic switch A01							
			Mounting form module for 133M.			H200-A H200-B	BFA2 - 133 BFB2 - 133
			M-padlock device 67 × 67 mm, mounting form 133M1 Escutcheon black, padlockable handle black			H200-A/-B	2VM1
			M-padlock device 67 × 67 mm, mounting form 133M4 Escutcheon yellow, padlockable handle red				2VM4

Dimensions (mm)

Product lines	A	B	B1	B2	C	C1	D1	D2	E	E1	H
H200-A	67	36	48	60	64	38	12	3,5	30	12,2	70
H200-B	67	50	69	88	64	38	12	3,5	30	12,2	72

Front Mounting Switches



Product line
H200-A/-B

Front mounting switch

Two hole mounting
30 × 12,2 mm

N-operator module
67 × 67 mm

133N1 (IP66)

133N4 (IP66)

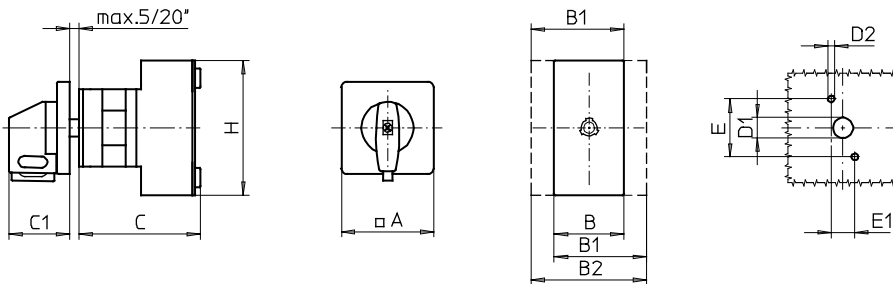
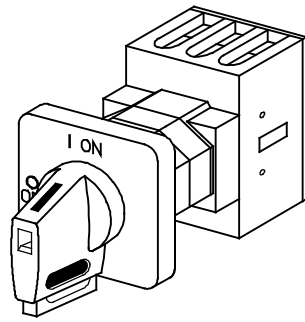
Complete switch	Poles	Product lines	Rated data (IEC 60947)			Order code number
			Operational current I _e	Operational power at 380–440V		
			AC-21A A	AC-23A kW	AC-3 kW	
Main Switches OFF position padlockable 12h	3 ... 4	H200-A	20	5,5	3,7	H216 - 41 ... - 133N1
			25	7,5	5,5	H220 - 41 ... - 133N1
			32	11	7,5	H226 - 41 ... - 133N1
			40	15	11	H233 - 41 ... - 133N1
			63	22	18,5	H263 - 41 ... - 133N1
Main/Emergency-Off Switches OFF position padlockable 12h	3 ... 4	H200-A	20	5,5	3,7	H216 - 41 ... - 133N4
			25	7,5	5,5	H220 - 41 ... - 133N4
			32	11	7,5	H226 - 41 ... - 133N4
			40	15	11	H233 - 41 ... - 133N4
			63	22	18,5	H263 - 41 ... - 133N4
SMD modules for basic switch A01	Mounting form module for 133N.		H200-A			BFA2 - 133
			H200-B			BFA2 - 503
	N-padlock device 67 × 67 mm, mounting form 133N1 Escutcheon black, padlockable handle black		H200-A/-B			2VN1
	N-padlock device 67 × 67 mm, mounting form 133N4 Escutcheon yellow, padlockable handle red					2VN4

Dimensions (mm)

Product lines	A	B	B1	B2	C	C1	D1	D2	E	E1	H
H200-A	67	36	48	60	64	33	12	3,5	30	12,2	70
H200-B	67	50	69	88	64	33	12	3,5	30	12,2	72

Front Mounting Switches

sälzer



Product line
H200-A/-B

Front mounting switch

Two hole mounting
30 × 12,2 mm

V-operator module
48 × 48 mm

133V1 (IP66)

133V4 (IP66)

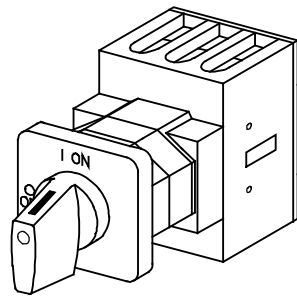
Complete switch	Poles	Product lines	Rated data (IEC 60947)			Order code number
			Operational current I _e	Operational power at 380–440V		
			AC-21A A	AC-23A kW	AC-3 kW	
Main Switches OFF position padlockable 09h	3 ... 4	H200-A	20	5,5	3,7	H216 - 41 ... - 133V1
			25	7,5	5,5	H220 - 41 ... - 133V1
			32	11	7,5	H226 - 41 ... - 133V1
			40	15	11	H233 - 41 ... - 133V1
			63	22	18,5	H263 - 41 ... - 133V1
Main/Emergency-Off Switches OFF position padlockable 09h	3 ... 4	H200-A	20	5,5	3,7	H216 - 41 ... - 133V4
			25	7,5	5,5	H220 - 41 ... - 133V4
			32	11	7,5	H226 - 41 ... - 133V4
			40	15	11	H233 - 41 ... - 133V4
			63	22	18,5	H263 - 41 ... - 133V4
	3 ... 4	H200-B				

SMD modules for basic switch A01		
Mounting form module for 133V.	H200-A H200-B	BFA2 - 503 BFB2 - 503
V-operator module 48 × 48 mm, mounting form 133V1 Escutcheon black, handle black	H200-A/-B	2UV1 - 09
Legend plate silver, operator module 133V1		FAS2 - 9078
V-operator module 48 × 48 mm, mounting form 133V4 Escutcheon black, handle red		2UV4 - 09
Legend plate yellow, operator module 133V4		FBS2 - 9078

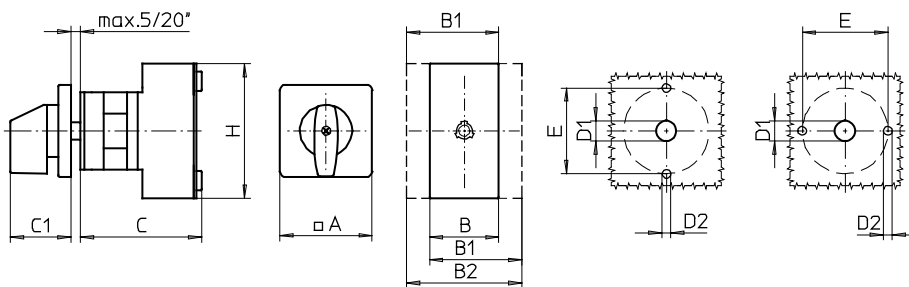
Dimensions (mm)											
Product lines	A	B	B1	B2	C	C1	D1	D2	E	E1	H
H200-A	48	36	48	60	64	32	12	3,5	30	12,2	70
H200-B	48	50	69	88	64	33	12	3,5	30	12,2	72

Front Mounting Switches

sälzer



2-Loch wahlweise
2 hole alternatively



Product line
H200-A

Front mounting switch

Two hole mounting
ø 30 mm

M-operator module
48 × 48 mm

523M1 (IP66)

Complete switch	Poles	Product lines	Rated data (IEC 60947)			Order code number
			Operational current I _e	Operational power at 380–440V		
			AC-21A A	AC-23A kW	AC-3 kW	
ON-OFF Switches Switching angle 90°	3 ... 4	H200-A	20	5,5	3,7	H216 - 41 ... - 523M1
			25	7,5	5,5	H220 - 41 ... - 523M1
			32	11	7,5	H226 - 41 ... - 523M1
			40	15	11	H233 - 41 ... - 523M1

SMD modules for basic switch A01

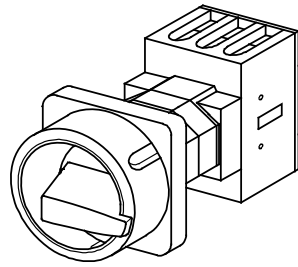
Mounting form module for 523M1	H200-A	BFA2 - 523
M-operator module 48 × 48 mm, mounting form 523M1 Escutcheon black, handle black	H200-A	2UM1
Legend plate silver, operator module 523M1		FAS2 - 9... (FA number)

Dimensions (mm)

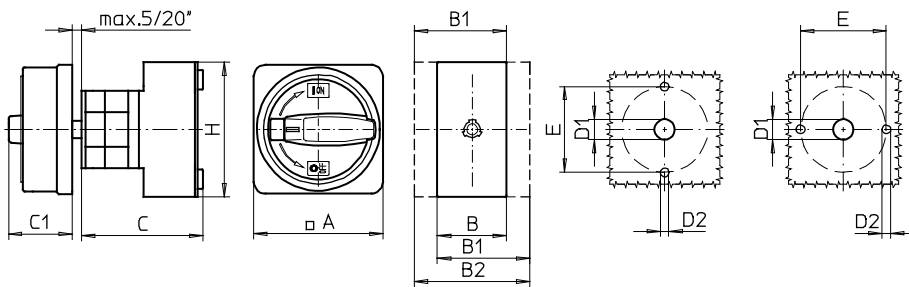
Product lines	A	B	B1	B2	C	C1	D1	D2	E	H
H200-A	48	36	48	60	64	32	12	3,5	30	70

Front Mounting Switches

sälzer



2-Loch wahlweise
2 hole alternatively



Product line
H200-A

Front mounting switch

Two hole mounting
ø 30 mm

M-operator module
67 x 67 mm

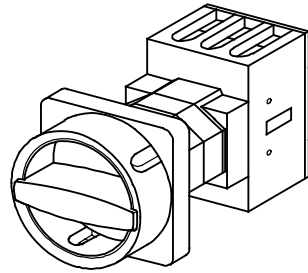
153M1 (IP66)

153M4 (IP66)

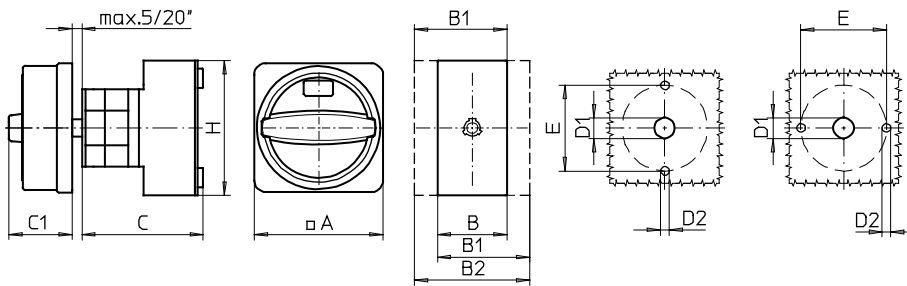
Complete switch	Poles	Product lines	Rated data (IEC 60947)			Order code number				
			Operational current I _e	Operational power at 380–440V						
			AC-21A A	AC-23A kW	AC-3 kW					
Main Switches OFF position padlockable 09h	3 ... 4	H200-A	20	5,5	3,7	H216 - 41 ... - 153M1				
			25	7,5	5,5	H220 - 41 ... - 153M1				
			32	11	7,5	H226 - 41 ... - 153M1				
			40	15	11	H233 - 41 ... - 153M1				
Main/Emergency-Off Switches OFF position padlockable 09h	3 ... 4	H200-A	20	5,5	3,7	H216 - 41 ... - 153M4				
			25	7,5	5,5	H220 - 41 ... - 153M4				
			32	11	7,5	H226 - 41 ... - 153M4				
			40	15	11	H233 - 41 ... - 153M4				
SMD modules for basic switch A01										
Mounting form module for 153M.			H200-A		BFA2 - 153					
M-padlock device 67 x 67 mm, mounting form 153M1 Escutcheon black, padlockable handle black			H200-A		2VM1					
M-padlock device 67 x 67 mm, mounting form 153M4 Escutcheon yellow, padlockable handle red					2VM4					
Dimensions (mm)										
Product lines	A	B	B1	B2	C	C1	D1	D2	E	H
H200-A	67	36	48	60	64	38	12	3,5	30	70

Front Mounting Switches

sälzer



2-Loch wahlweise
2 hole alternatively



Product line
H200-A

Front mounting switch

Two hole mounting
ø 30 mm

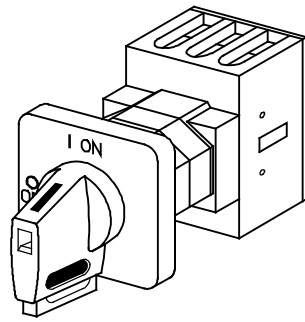
N-operator module
67 × 67 mm

153N1 (IP66)

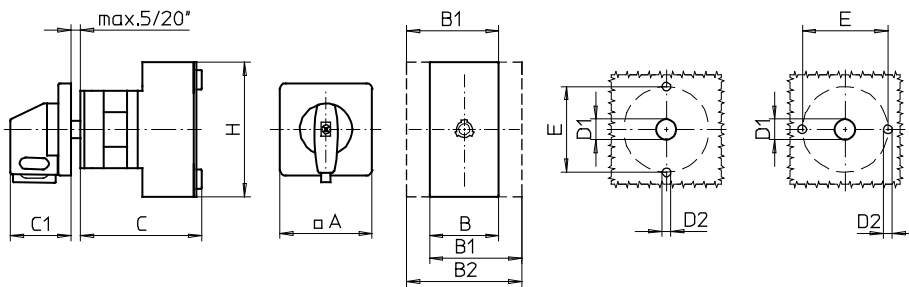
153N4 (IP66)

Complete switch	Poles	Product lines	Rated data (IEC 60947)			Order code number				
			Operational current I _e	Operational power at 380–440V						
			AC-21A A	AC-23A kW	AC-3 kW					
Main Switches OFF position padlockable 12h	3 ... 4	H200-A	20	5,5	3,7	H216 - 41 ... - 153N1				
			25	7,5	5,5	H220 - 41 ... - 153N1				
			32	11	7,5	H226 - 41 ... - 153N1				
			40	15	11	H233 - 41 ... - 153N1				
Main/Emergency-Off Switches OFF position padlockable 12h	3 ... 4	H200-A	20	5,5	3,7	H216 - 41 ... - 153N4				
			25	7,5	5,5	H220 - 41 ... - 153N4				
			32	11	7,5	H226 - 41 ... - 153N4				
			40	15	11	H233 - 41 ... - 153N4				
SMD modules for basic switch A01										
Mounting form module for 153N.			H200-A		BFA2 - 153					
N-padlock device 67 × 67 mm, mounting form 153N1 Escutcheon black, padlockable handle black			H200-A		2VN1					
N-padlock device 67 × 67 mm, mounting form 153N4 Escutcheon yellow, padlockable handle red					2VN4					
Dimensions (mm)										
Product lines	A	B	B1	B2	C	C1	D1	D2	E	H
H200-A	67	36	48	60	64	33	12	3,5	30	70

Front Mounting Switches



2-Loch wahlweise
2 hole alternatively



Product line
H200-A

Front mounting switch

Two hole mounting
ø 30 mm

V-operator module
48 × 48 mm

153V1 (IP66)

153V4 (IP66)

Complete switch	Poles	Product lines	Rated data (IEC 60947)			Order code number				
			Operational current I _e	Operational power at 380–440V						
			AC-21A A	AC-23A kW	AC-3 kW					
Main Switches OFF position padlockable 09h	3 ... 4	H200-A	20	5,5	3,7	H216 - 41 ... - 153V1				
			25	7,5	5,5	H220 - 41 ... - 153V1				
			32	11	7,5	H226 - 41 ... - 153V1				
			40	15	11	H233 - 41 ... - 153V1				
Main/Emergency-Off Switches OFF position padlockable 09h	3 ... 4	H200-A	20	5,5	3,7	H216 - 41 ... - 153V4				
			25	7,5	5,5	H220 - 41 ... - 153V4				
			32	11	7,5	H226 - 41 ... - 153V4				
			40	15	11	H233 - 41 ... - 153V4				
SMD modules for basic switch A01										
Mounting form module for 153V.			H200-A			BFA2 - 523				
V-operator module 48 × 48 mm, mounting form 153V1 Escutcheon black, handle black			H200-A			2UV1 - 09				
Legend plate silver, operator module 153V1						FAS2 - 9078				
V-operator module 48 × 48 mm, mounting form 153V4 Escutcheon black, handle red						2UV4 - 09				
Legend plate yellow, operator module 153V4						FBS2 - 9078				
Dimensions (mm)										
Product lines	A	B	B1	B2	C	C1	D1	D2	E	H
H200-A	48	36	48	60	64	32	12	3,5	30	70



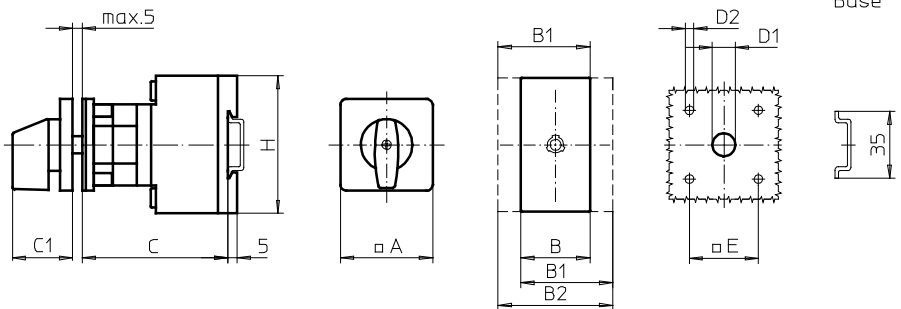
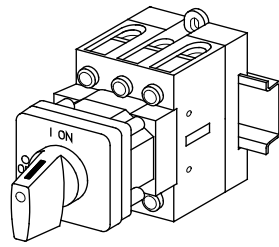
Section B

	Page	
	from	to
Base / front mounting	B1-1	B1-7
Door clutch with Modular shaft extension Four hole front mounting	B2-1	B2-11
Door interlock with Modular shaft extension Four hole front mounting	B3-1	B3-11
Door interlock with Modular shaft extension Four hole front mounting N/PE connection link	B4-1	B4-11
Door clutch with metal shaft extension Single hole \varnothing 22,5 mm front mounting	B5-1	B5-17
Door interlock with metal shaft extension Single hole \varnothing 22,5 mm front mounting	B6-1	B6-17
Door interlock with fixed metal shaft Single hole \varnothing 22,5 mm front mounting	B7-1	B7-20
Door clutch with metal shaft extension Four hole front mounting	B8-1	B8-21
Door interlock with metal shaft extension Four hole front mounting	B9-1	B9-21
Door interlock with fixed metal shaft Four hole front mounting	B10-1	B10-20
Defeatable door interlock with metal shaft extension Four hole front mounting	B11-1	B11-3

Originator: Sälzer Electric GmbH · Product Data Management (PDM) · 09306 Rochlitz (Germany)
 Copyright reserved by Sälzer Electric GmbH. This document replaces all previous issues.
 Valid until a new version is published. Changes and revisions reserved.

Base Mounting Switches

sälzer



Product lines
H200-A/-B

Base mounting switch

Base/front mounting

Four hole mounting

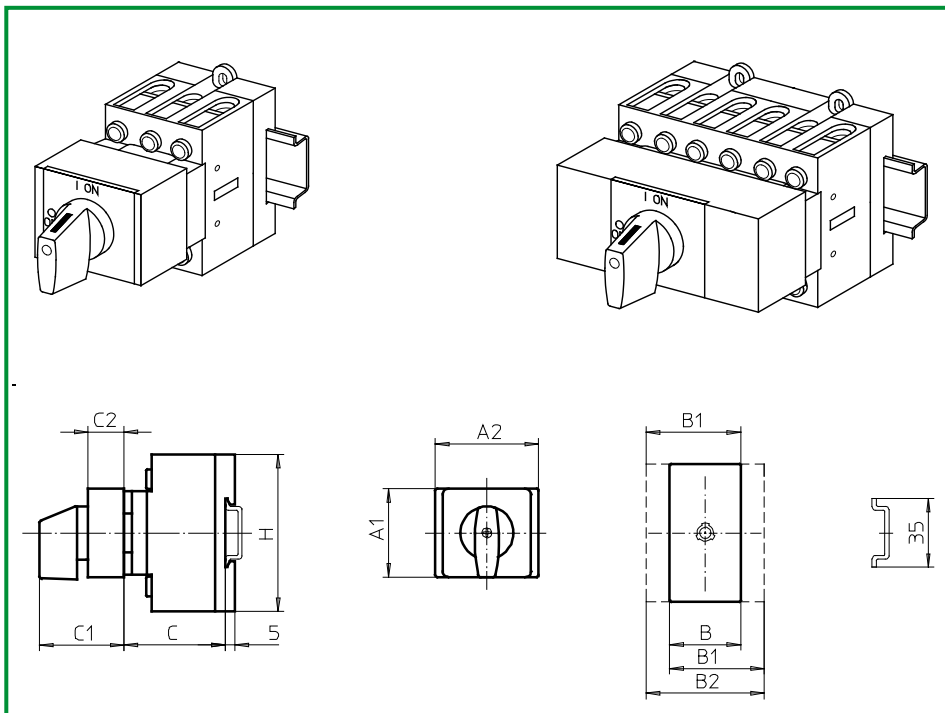
36 x 36 mm front

021M1

Complete switch	Poles	Product lines	Rated data (IEC 60947)			Order code number				
			Operational current I _e	Operational power at 380–440V						
			AC-21A A	AC-23A kW	AC-3 kW					
ON-OFF Switches Switching angle 90°	3 ... 4	H200-A	20	5,5	3,7	H216 - 41 ... - 021M1				
			25	7,5	5,5	H220 - 41 ... - 021M1				
			32	11	7,5	H226 - 41 ... - 021M1				
	3 ... 4	H200-B	40	15	11	H233 - 41 ... - 021M1				
			63	22	18,5	H263 - 41 ... - 021M1				
SMD modules for basic switch A02										
Mounting form module for 021M1			H200-A			BFA2 - 003				
			H200-B			BFB2 - 003				
M-operator module 48 x 48 mm, mounting form 021M1			H200-A/-B		2AM1					
Escutcheon black, handle black										
Legend plate silver, operator module 021M1			FAS2 - 9... (FA number)							
Dimensions (mm)										
Product lines	A	B	B1	B2	C	C1	D1	D2	E	H
H200-A	48	36	48	60	56	32	12	4,5	36	70
H200-B	48	50	69	88	56	32	12	4,5	36	72

Base Mounting Switches

sälzer



Product lines
H200-A/-B/-D/-E

Base mounting switch

Base/front mounting

DIN rail
with cover plate
45 mm aperture

026M1

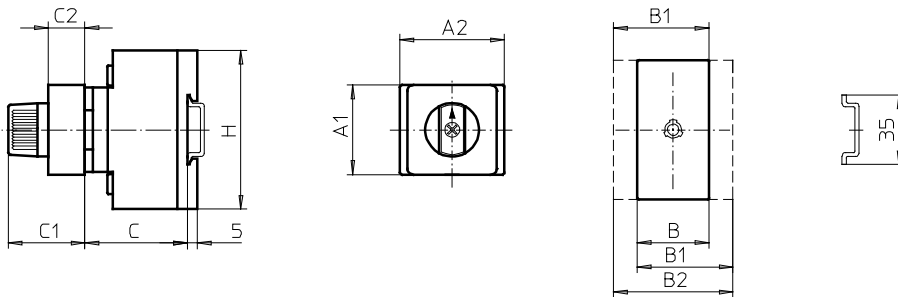
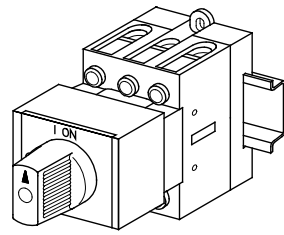
Complete switch	Poles	Product lines	Rated data (IEC 60947)			Order code number
			Operational current I _e	Operational power at 380–440V		
			AC-21A A	AC-23A kW	AC-3 kW	
ON-OFF Switches Switching angle 90°	3 ... 8	H200-A/-D	20	5,5	3,7	H216 - 41 ... - 026M1
			25	7,5	5,5	H220 - 41 ... - 026M1
			32	11	7,5	H226 - 41 ... - 026M1
			40	15	11	H233 - 41 ... - 026M1
	3 ... 4	H200-B	63	22	18,5	H263 - 41 ... - 026M1
Changeover with OFF Switching angle 90°	3 ... 4	H200-E	20	5,5	3,7	H216 - 71 ... - 026M1
			25	7,5	5,5	H220 - 71 ... - 026M1
			32	11	7,5	H226 - 71 ... - 026M1
			40	15	11	H233 - 71 ... - 026M1

SMD modules for basic switch A02		
Mounting form/operator module grey, M-handle black, mounting form 026M1	H200-A H200-B H200-D/-E	BFA2 - 026M1 BFB2 - 026M1 BFD2 - 026M1
Legend plate grey, mounting form/operator module 026M1	H200-A/-B/-D/-E	FAV2 - 9... (FA number)

Dimensions (mm)									
Product lines	A1	A2	B	B1	B2	C	C1	C2	H
H200-A	45	48	36	48	60	38	45	18,5	70
H200-B	45	52,5	50	69	88	38	45	18,5	72
H200-D	45	76	72	84	96	40	51,5	25,5	70
H200-E	45	76	72	84	96	40	51,5	25,5	70

Base Mounting Switches

sälzer



Product lines
H200-A/-B

Base mounting switch

Base/front mounting

DIN rail
with cover plate
45 mm aperture

026N2

Complete switch	Poles	Product lines	Rated data (IEC 60947)			Order code number
			Operational current I _e	Operational power at 380–440V		
			AC-21A A	AC-23A kW	AC-3 kW	
ON-OFF Switches Switching angle 90°	3 ... 4	H200-A	20	5,5	3,7	H216 - 41 ... - 026N2
			25	7,5	5,5	H220 - 41 ... - 026N2
			32	11	7,5	H226 - 41 ... - 026N2
	3 ... 4	H200-B	40	15	11	H233 - 41 ... - 026N2
			63	22	18,5	H263 - 41 ... - 026N2

SMD modules for basic switch A02

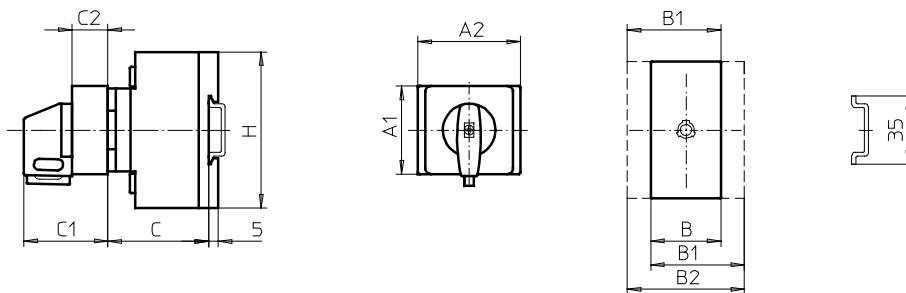
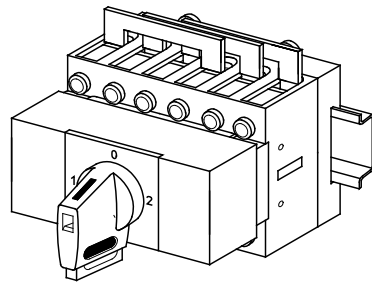
Mounting form/operator module grey, N-handle grey, mounting form 026N2	H200-A H200-B	BFA2 - 026N2 BFB2 - 026N2
Legend plate grey, mounting form/operator module 026N2	H200-A/-B	FAV2 - 9... (FA number)

Dimensions (mm)

Product lines	A1	A2	B	B1	B2	C	C1	C2	H
H200-A	45	48	36	48	60	38	40	18,5	70
H200-B	45	52,5	50	69	88	38	40	18,5	72

Base Mounting Switches

sälzer



**Product line
H200-E**

Base mounting switch

Base/front mounting

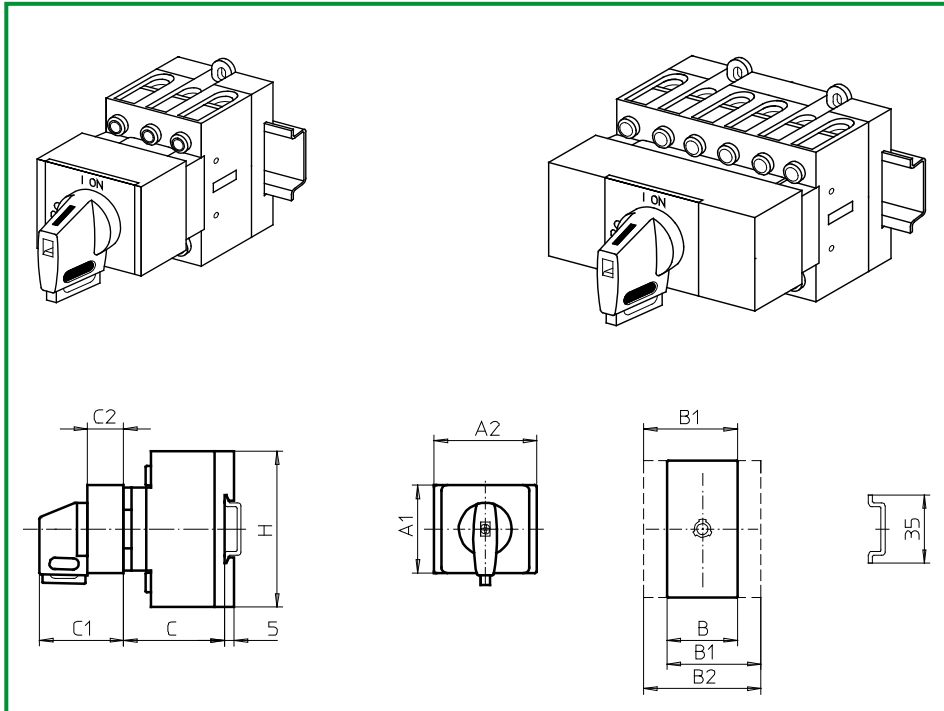
DIN rail
with cover plate
45 mm aperture

**028V1
027V1**

Complete switch	Poles	Product lines	Rated data (IEC 60947)			Order code number			
			Operational current I _e	Operational power at 380–440V					
			AC-21A A	AC-23A kW	AC-3 kW				
Changeover with OFF Switching angle 90° OFF position padlockable 12h	3 ... 4	H200-E	20	5,5	3,7	H216 - 71 ... - 028V1			
			25	7,5	5,5	H220 - 71 ... - 028V1			
			32	11	7,5	H226 - 71 ... - 028V1			
			40	15	11	H233 - 11 ... - 028V1			
Changeover with OFF Switching angle 90° 3 positions padlockable (09h/12h/03h)	3 ... 4	H200-E	20	5,5	3,7	H216 - 71 ... - 027V1			
			25	7,5	5,5	H220 - 71 ... - 027V1			
			32	11	7,5	H226 - 71 ... - 027V1			
			40	15	11	H233 - 71 ... - 027V1			
SMD modules for basic switch A02									
Mounting form/operator module grey, V-handle black, mounting form 028V1			H200-E			BFA2 - 028V1			
Mounting form/operator module grey, V-handle black, mounting form 027V1						BFA2 - 027V1			
Legend plate grey, mounting form/operator module 028V1/027V1						FAV2 - 9 ... (FA number)			
Dimensions (mm)									
Product line	A1	A2	B	B1	B2	C	C1	C2	H
H200-E	45	76	72	84	96	40	51,5	25,5	70

Base Mounting Switches

sälzer



Product lines
H200-A/-B/-D

Base mounting switch

Base/front mounting

DIN rail
with cover plate
45 mm aperture

026V1
026V4

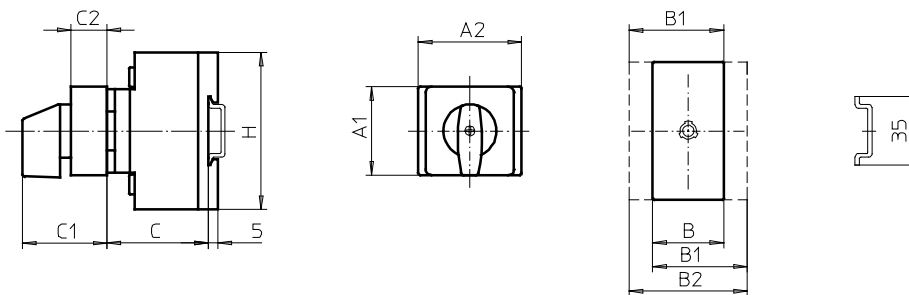
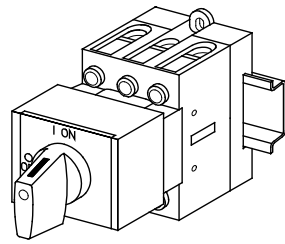
Complete switch	Poles	Product lines	Rated data (IEC 60947)			Order code number
			Operational current I_e	Operational power at 380–440V		
			AC-21A A	AC-23A kW	AC-3 kW	
Main Switches OFF position padlockable 09h	3 ... 8	H200-A/-D	20	5,5	3,7	H216 - 41 ... - 026V1
			25	7,5	5,5	H220 - 41 ... - 026V1
			32	11	7,5	H226 - 41 ... - 026V1
			40	15	11	H233 - 41 ... - 026V1
			63	22	18,5	H263 - 41 ... - 026V1
Main/Emergency-Off Switches OFF position padlockable 09h	3 ... 8	H200-A/-D	20	5,5	3,7	H216 - 41 ... - 026V4
			25	7,5	5,5	H220 - 41 ... - 026V4
			32	11	7,5	H226 - 41 ... - 026V4
			40	15	11	H233 - 41 ... - 026V4
			63	22	18,5	H263 - 41 ... - 026V4
	3 ... 4	H200-B				

SMD modules for basic switch A02		
Mounting form/operator module grey, V-handle black, mounting form 026V1	H200-A H200-B H200-D	BFA2 - 026V1 BFB2 - 026V1 BFD2 - 026V1
Legend plate grey, mounting form/operator module 026V1	H200-A/-B/-D	FAV2 - 9... (FA number)
Mounting form/operator module grey, V-handle red, mounting form 026V4	H200-A H200-B H200-D	BFA2 - 026V4 BFB2 - 026V4 BFD2 - 026V4
Legend plate yellow, mounting form/operator module 026V4	H200-A/-B/-D	FBV2 - 9... (FA number)

Dimensions (mm)									
Product lines	A1	A2	B	B1	B2	C	C1	C2	H
H200-A	45	48	36	48	60	38	45	18,5	70
H200-B	45	52,5	50	69	88	38	45	18,5	72
H200-D	45	76	72	84	96	40	51,5	25,5	70

Base Mounting Switches

sälzer



Product line
H200-A

Base mounting switch

Base/front mounting

DIN rail
with cover plate
45 x 60 mm aperture

126M1

Complete switch	Poles	Product lines	Rated data (IEC 60947)			Order code number
			Operational current I _e	Operational power at 380–440V		
			AC-21A A	AC-23A kW	AC-3 kW	
ON-OFF Switches Switching angle 90°	3 ... 4	H200-A	20	5,5	3,7	H216 - 41 ... - 126M1
			25	7,5	5,5	H220 - 41 ... - 126M1
			32	11	7,5	H226 - 41 ... - 126M1
			40	15	11	H233 - 41 ... - 126M1

SMD modules for basic switch A02

Mounting form/operator module grey, M-handle black, mounting form 126M1 H200-A

BFA2 - 126M1

Legend plate grey, mounting form/operator module 126M1

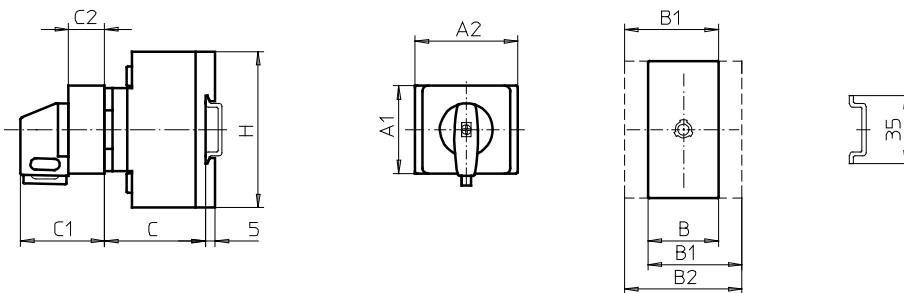
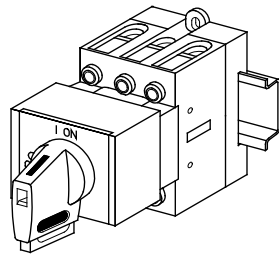
FAV2 - 9...(FA number)

Dimensions (mm)

Product line	A1	A2	B	B1	B2	C	C1	C2	H
H200-A	45	60	36	48	60	38	45	18,5	70

Base Mounting Switches

sälzer



Product line
H200-A

Base mounting switch

Base/front mounting

DIN rail
with cover plate
45 × 60 mm aperture

126V1
126V4

Complete switch	Poles	Product lines	Rated data (IEC 60947)			Order code number
			Operational current I _e	Operational power at 380–440V		
			AC-21A A	AC-23A kW	AC-3 kW	
Main Switches OFF position padlockable 09h	3 ... 4	H200-A	20	5,5	3,7	H216 - 41 ... - 126V1
			25	7,5	5,5	H220 - 41 ... - 126V1
			32	11	7,5	H226 - 41 ... - 126V1
			40	15	11	H233 - 41 ... - 126V1
Main/Emergency-Off Switches OFF position padlockable 09h	3 ... 4	H200-A	20	5,5	3,7	H216 - 41 ... - 126V4
			25	7,5	5,5	H220 - 41 ... - 126V4
			32	11	7,5	H226 - 41 ... - 126V4
			40	15	11	H233 - 41 ... - 126V4

SMD modules for basic switch A02

Mounting form/operator module grey, V-handle black, mounting form 126V1 H200-A
Legend plate grey, mounting form/operator module 126V1

BFA2 - 126V1
FAV2 - 9... (FA number)

Mounting form/operator module grey, V-handle red, mounting form 126V4
Legend plate yellow, mounting form/operator module 126V4

BFA2 - 126V4
FBV2 - 9... (FA number)

Dimensions (mm)

Product line	A1	A2	B	B1	B2	C	C1	C2	H
H200-A	45	60	36	48	60	38	45	18,5	70

Base Mounting Switches

sälzer

**Product lines
H200-A/-B**

Base mounting switch

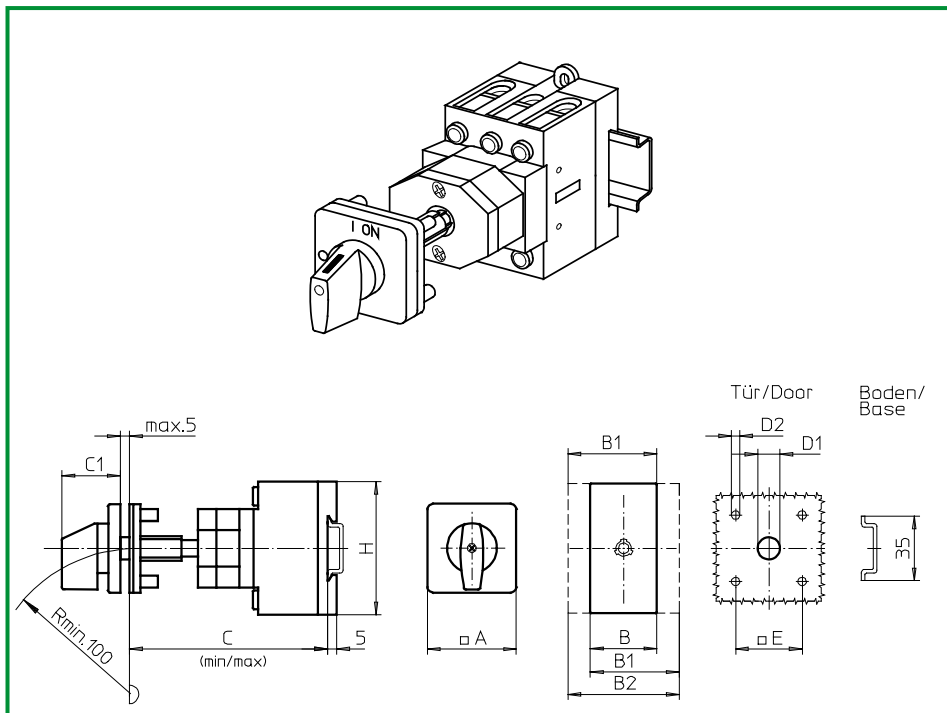
Door clutch

Modular shaft extension

Four hole mounting

36 × 36 mm front

241M1 (IP66)



Complete switch	Poles	Product lines	Rated data (IEC 60947)			Order code number
			Operational current I _e	Operational power at 380–440V		
			AC-21A A	AC-23A kW	AC-3 kW	
ON-OFF Switches Switching angle 90°	3 ... 4	H200-A	20	5,5	3,7	H216 - 41 ... - 241M1
			25	7,5	5,5	H220 - 41 ... - 241M1
			32	11	7,5	H226 - 41 ... - 241M1
	3 ... 4	H200-B	40	15	11	H233 - 41 ... - 241M1
			63	22	18,5	H263 - 41 ... - 241M1

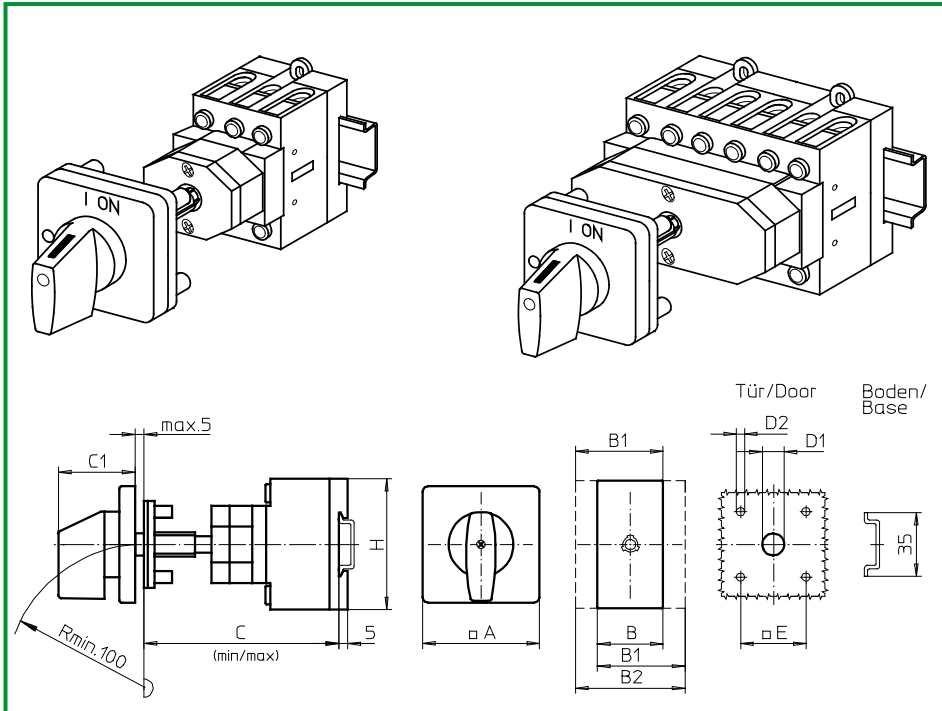
SMD modules for basic switch A02		
Mounting form module for 241M1	H200-A H200-B	BFA2 - 241 BFC2 - 241
M-operator module 48 × 48 mm, mounting form 241M1 Escutcheon black, handle black	H200-A/-B	2AM1
Legend plate silver, operator module 241M1		FAS2 - 9... (FA number)

Dimensions (mm)											
Product lines	A	B	B1	B2	Cmin	Cmax	C1	D1	D2	E	H
H200-A	48	36	48	60	92	109	32	12	4,5	36	70
H200-B	48	50	69	88	92	109	32	12	4,5	36	72

Modular shaft extensions see page B2-11.

Base Mounting Switches

sälzer



Product lines
H200-A/-B/-D/-E

Base mounting switch
Operator module of next size

Door clutch
Modular shaft extension

Four hole mounting
48 x 48 mm front

247M1 (IP66)

Complete switch	Poles	Product lines	Rated data (IEC 60947)			Order code number
			Operational current I _e	Operational power at 380–440V		
			AC-21A A	AC-23A kW	AC-3 kW	
ON-OFF Switches Switching angle 90°	3 ... 8	H200-A/-D	20	5,5	3,7	H216 - 41 ... - 247M1
			25	7,5	5,5	H220 - 41 ... - 247M1
			32	11	7,5	H226 - 41 ... - 247M1
			40	15	11	H233 - 41 ... - 247M1
	3 ... 4	H200-B	63	22	18,5	H263 - 41 ... - 247M1
Changeover with OFF Switching angle 90°	3 ... 4	H200-E	20	5,5	3,7	H216 - 71 ... - 247M1
			25	7,5	5,5	H220 - 71 ... - 247M1
			32	11	7,5	H226 - 71 ... - 247M1
			40	15	11	H233 - 71 ... - 247M1

SMD modules for basic switch A02

Mounting form module for 247M1

H200-A
H200-B/-D
H200-E

BFA2 - 247
BFB2 - 247
BFD2 - 247

M-operator module 64 x 64 mm, mounting form 247M1
Escutcheon black, handle black

H200-A/-B/-D/-E

4AM1

Legend plate silver, operator module 247M1

FAS4 - 9... (FA number)

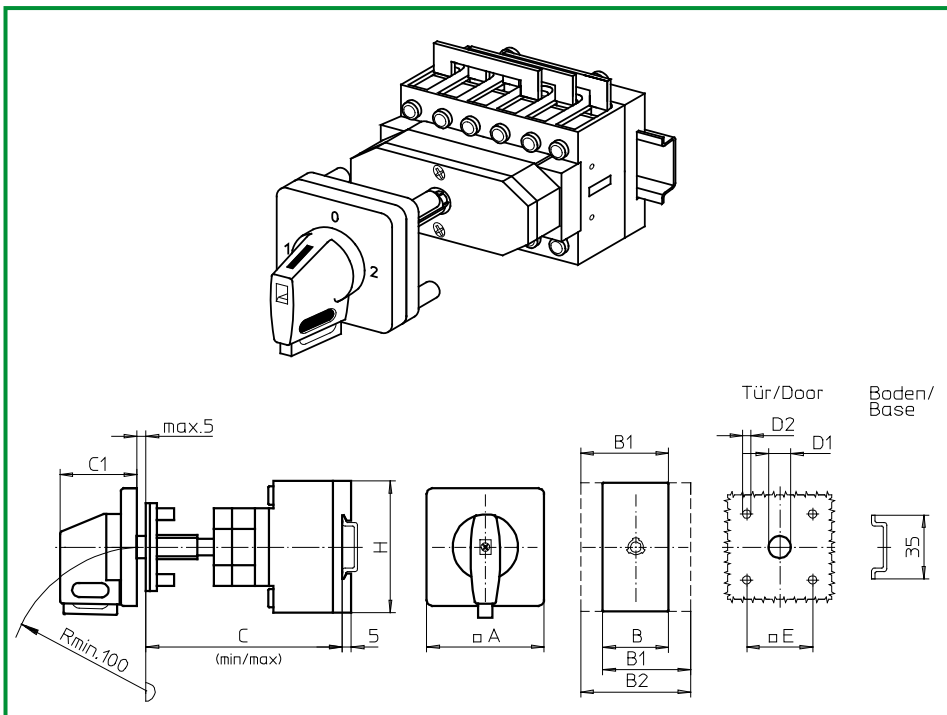
Dimensions (mm)

Product lines	A	B	B1	B2	Cmin	Cmax	C1	D1	D2	E	H
H200-A	64	36	48	60	92	109	39	15	5	48	70
H200-B	64	50	69	88	92	109	39	15	5	48	72
H200-D	64	72	84	96	100	117	39	15	5	48	70
H200-E	64	72	84	96	100	117	39	15	5	48	70

Modular shaft extensions see page B2-11.

Base Mounting Switches

sälzer



Product line
H200-E

Base mounting switch
Operator module of next size

Door clutch
Modular shaft extension

Four hole mounting
48 x 48 mm front

247V1 (IP66)

246V1 (IP66)

Complete switch	Poles	Product lines	Rated data (IEC 60947)			Order code number
			Operational current I _e	Operational power at 380–440V		
			AC-21A A	AC-23A kW	AC-3 kW	
Changeover with OFF Switching angle 90° OFF position padlockable 12h	3 ... 4	H200-E	20	5,5	3,7	H216 - 71 ... - 247V1
			25	7,5	5,5	H220 - 71 ... - 247V1
			32	11	7,5	H226 - 71 ... - 247V1
			40	15	11	H233 - 11 ... - 247V1
Changeover with OFF Switching angle 90° 3 positions padlockable (09h/12h/03h)	3 ... 4	H200-E	20	5,5	3,7	H216 - 71 ... - 246V1
			25	7,5	5,5	H220 - 71 ... - 246V1
			32	11	7,5	H226 - 71 ... - 246V1
			40	15	11	H233 - 71 ... - 246V1

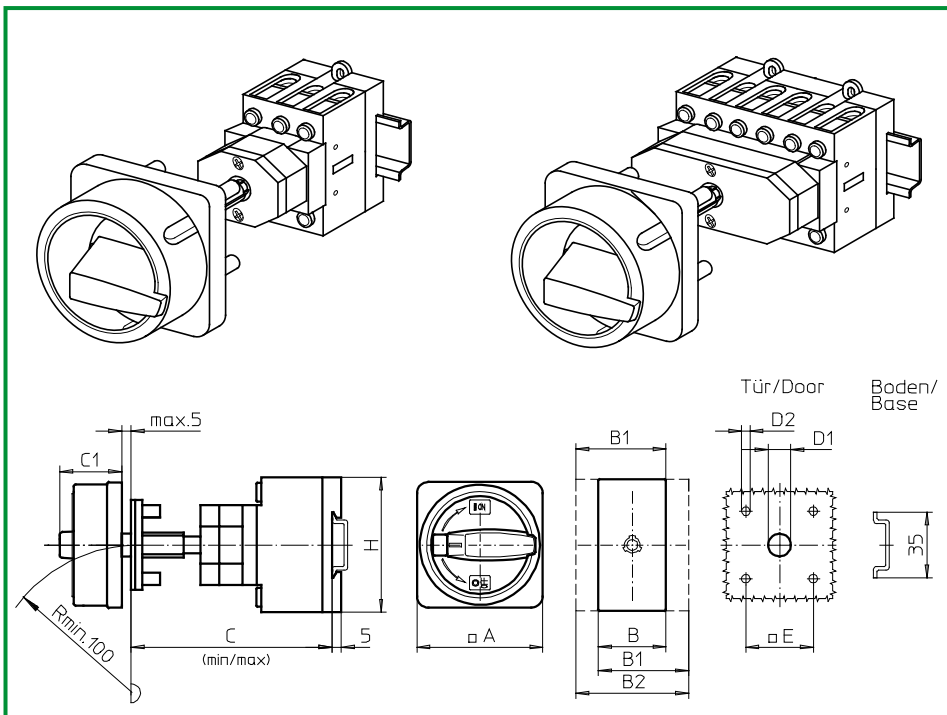
SMD modules for basic switch A02			
Mounting form module for 247V1/246V1		H200-E	BFD2 - 247
V-operator module 64 x 64 mm, mounting form 247V1 Escutcheon black, handle black			4AV1 - 12
V-operator module 64 x 64 mm, mounting form 246V1 Escutcheon black, handle black			4AV1 - 99
Legend plate silver, operator modules 247V1/246V1			FAS4 - 9... (FA number)

Dimensions (mm)											
Product line	A	B	B1	B2	Cmin	Cmax	C1	D1	D2	E	H
H200-E	64	72	84	96	100	117	39	15	5	48	70

Modular shaft extensions see page B2-11.

Base Mounting Switches

sälzer



Product lines
H200-A/-B/-D

Base mounting switch

Door clutch

Modular shaft extension

Four hole mounting

36 × 36 mm front

232M1 (IP66)

232M4 (IP66)

Complete switch	Poles	Product lines	Rated data (IEC 60947)			Order code number
			Operational current I _e	Operational power at 380–440V		
			AC-21A A	AC-23A kW	AC-3 kW	
Main Switches OFF position padlockable 09h	3 ... 8	H200-A/-D	20	5,5	3,7	H216 - 41 ... - 232M1
			25	7,5	5,5	H220 - 41 ... - 232M1
			32	11	7,5	H226 - 41 ... - 232M1
			40	15	11	H233 - 41 ... - 232M1
			63	22	18,5	H263 - 41 ... - 232M1
Main/Emergency-Off Switches OFF position padlockable 09h	3 ... 8	H200-A/-D	20	5,5	3,7	H216 - 41 ... - 232M4
			25	7,5	5,5	H220 - 41 ... - 232M4
			32	11	7,5	H226 - 41 ... - 232M4
			40	15	11	H233 - 41 ... - 232M4
			63	22	18,5	H263 - 41 ... - 232M4
	3 ... 4	H200-B				

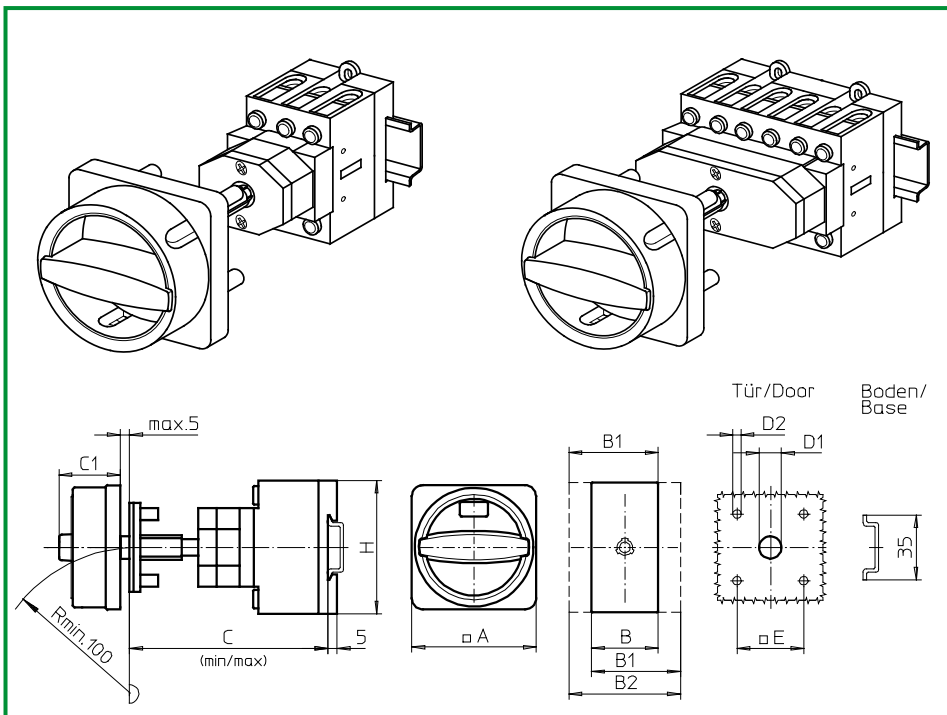
SMD modules for basic switch A02		
Mounting form module for 232M.	H200-A H200-B/-D	BFA2 - 232 BFB2 - 232
M-padlock device 67 × 67 mm, mounting form 232M1 Escutcheon black, padlockable handle black	H200-A/-B/-D	2CM1
M-padlock device 67 × 67 mm, mounting form 232M4 Escutcheon yellow, padlockable handle red		2CM4

Dimensions (mm)											
Product lines	A	B	B1	B2	C _{min}	C _{max}	C1	D1	D2	E	H
H200-A	67	36	48	60	92	109	38	15	4,5	36	70
H200-B	67	50	69	88	92	109	38	15	4,5	36	72
H200-D	67	72	84	96	100	117	38	15	4,5	36	70

Modular shaft extensions see page B2-11.

Base Mounting Switches

sälzer



**Product lines
H200-A/-B/-D**

Base mounting switch

Door clutch

Modular shaft extension

Four hole mounting

36 x 36 mm front

232N1 (IP66)

232N4 (IP66)

Complete switch	Poles	Product lines	Rated data (IEC 60947)			Order code number
			Operational current I _e	Operational power at 380–440V		
			AC-21A A	AC-23A kW	AC-3 kW	
Main Switches OFF position padlockable 12h	3 ... 8	H200-A/-D	20	5,5	3,7	H216 - 41 ... - 232N1
			25	7,5	5,5	H220 - 41 ... - 232N1
			32	11	7,5	H226 - 41 ... - 232N1
			40	15	11	H233 - 41 ... - 232N1
			63	22	18,5	H263 - 41 ... - 232N1
Main/Emergency-Off Switches OFF position padlockable 12h	3 ... 8	H200-A/-D	20	5,5	3,7	H216 - 41 ... - 232N4
			25	7,5	5,5	H220 - 41 ... - 232N4
			32	11	7,5	H226 - 41 ... - 232N4
			40	15	11	H233 - 41 ... - 232N4
			63	22	18,5	H263 - 41 ... - 232N4
	3 ... 4	H200-B				

SMD modules for basic switch A02

Mounting form module for 232N.

H200-A
H200-B/-D

BFA2 - 232
BFB2 - 232

N-padlock device 67 x 67 mm, mounting form 232N1
Escutcheon black, padlockable handle black

H200-A/-B/-D

2CN1

N-padlock device 67 x 67 mm, mounting form 232N4
Escutcheon yellow, padlockable handle red

2CN4

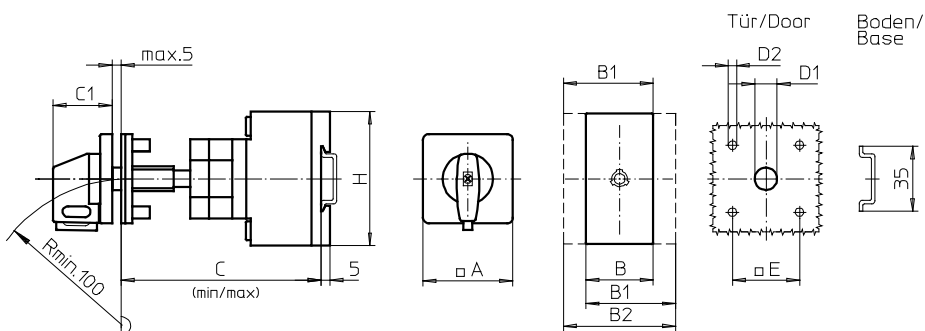
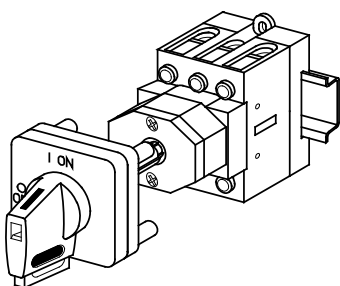
Dimensions (mm)

Product lines	A	B	B1	B2	C _{min}	C _{max}	C1	D1	D2	E	H
H200-A	67	36	48	60	92	109	33	15	4,5	36	70
H200-B	67	50	69	88	92	109	33	15	4,5	36	72
H200-D	67	72	84	96	100	117	33	15	4,5	36	70

Modular shaft extensions see page B2-11.

Base Mounting Switches

sälzer



Product lines
H200-A/-B

Base mounting switch

Door clutch

Modular shaft extension

Four hole mounting

36 x 36 mm front

232V1 (IP66)

232V4 (IP66)

Complete switch	Poles	Product lines	Rated data (IEC 60947)			Order code number
			Operational current I _e	Operational power at 380–440V		
			AC-21A A	AC-23A kW	AC-3 kW	
Main Switches OFF position padlockable 09h	3 ... 4	H200-A	20	5,5	3,7	H216 - 41 ... - 232V1
			25	7,5	5,5	H220 - 41 ... - 232V1
			32	11	7,5	H226 - 41 ... - 232V1
			40	15	11	H233 - 41 ... - 232V1
			63	22	18,5	H263 - 41 ... - 232V1
Main/Emergency-Off Switches OFF position padlockable 09h	3 ... 4	H200-A	20	5,5	3,7	H216 - 41 ... - 232V4
			25	7,5	5,5	H220 - 41 ... - 232V4
			32	11	7,5	H226 - 41 ... - 232V4
			40	15	11	H233 - 41 ... - 232V4
			63	22	18,5	H263 - 41 ... - 232V4
	3 ... 4	H200-B				

SMD modules for basic switch A02

Mounting form module for 232V.

H200-A
H200-B

BFA2 - 241
BFC2 - 241

V-operator module 48 x 48 mm, mounting form 232V1
Escutcheon black, handle black

H200-A/-B

2AV1 - 09

Legend plate silver, operator module 232V1

FAS2 - 9078

V-operator module 48 x 48 mm, mounting form 232V4
Escutcheon black, handle red

2AV4 - 09

Legend plate yellow, operator module 232V4

FBS2 - 9078

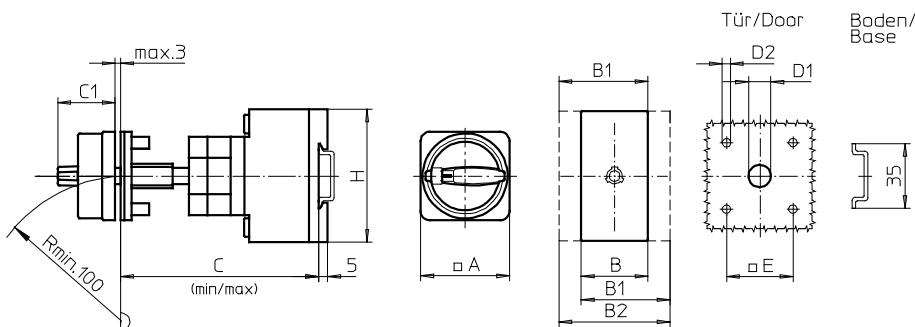
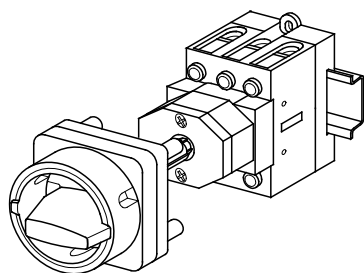
Dimensions (mm)

Product lines	A	B	B1	B2	C _{min}	C _{max}	C1	D1	D2	E	H
H200-A	48	36	48	60	92	109	32	12	4,5	36	70
H200-B	48	50	69	88	92	109	32	12	4,5	36	72

Modular shaft extensions see page B2-11.

Base Mounting Switches

sälzer



Product lines
H200-A/-B

Base mounting switch

Door clutch

Modular shaft extension

Four hole mounting

36 x 36 mm front

231M1 (IP66)

231M4 (IP66)

Complete switch	Poles	Product lines	Rated data (IEC 60947)			Order code number
			Operational current I _e	Operational power at 380–440V		
			AC-21A A	AC-23A kW	AC-3 kW	
Main Switches OFF position padlockable 09h	3 ... 4	H200-A	20	5,5	3,7	H216 - 41 ... - 231M1
			25	7,5	5,5	H220 - 41 ... - 231M1
			32	11	7,5	H226 - 41 ... - 231M1
			40	15	11	H233 - 41 ... - 231M1
			63	22	18,5	H263 - 41 ... - 231M1
Main/Emergency-Off Switches OFF position padlockable 09h	3 ... 4	H200-A	20	5,5	3,7	H216 - 41 ... - 231M4
			25	7,5	5,5	H220 - 41 ... - 231M4
			32	11	7,5	H226 - 41 ... - 231M4
			40	15	11	H233 - 41 ... - 231M4
			63	22	18,5	H263 - 41 ... - 231M4
	3 ... 4	H200-B				

SMD modules for basic switch A02

Mounting form module for 231M.

H200-A

BFA2 - 241

H200-B

BFC2 - 241

M-padlock device 48 x 48 mm, mounting form 231M1
Escutcheon black, padlockable handle black

H200-A/-B

2BM1

M-padlock device 48 x 48 mm, mounting form 231M4
Escutcheon yellow, padlockable handle red

2BM4

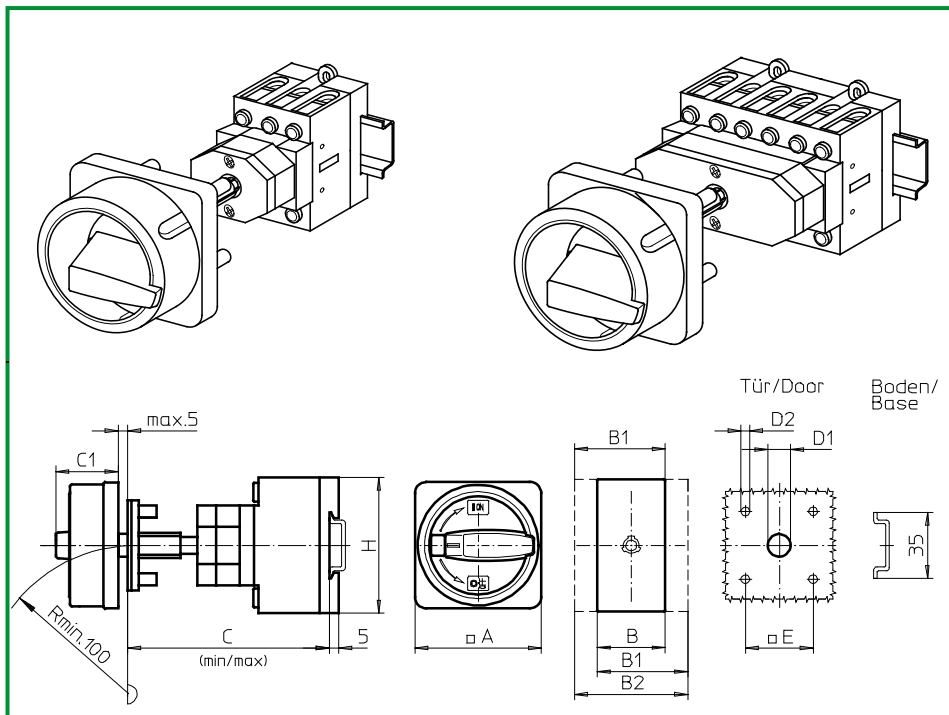
Dimensions (mm)

Product lines	A	B	B1	B2	C _{min}	C _{max}	C1	D1	D2	E	H
H200-A	48	36	48	60	92	109	31	12	4,5	36	70
H200-B	48	50	69	88	92	109	31	12	4,5	36	72

Modular shaft extensions see page B2-11.

Base Mounting Switches

sälzer



Product lines
H200-A/-B/-D

Base mounting switch
Operator module of next size

Door clutch
Modular shaft extension

Four hole mounting
48 x 48 mm front

237M1 (IP66)
237M4 (IP66)

Complete switch	Poles	Product lines	Rated data (IEC 60947)			Order code number
			Operational current I _e	Operational power at 380–440V		
			AC-21A A	AC-23A kW	AC-3 kW	
Main Switches OFF position padlockable 09h	3 ... 8	H200-A/-D	20	5,5	3,7	H216 - 41 ... - 237M1
			25	7,5	5,5	H220 - 41 ... - 237M1
			32	11	7,5	H226 - 41 ... - 237M1
			40	15	11	H233 - 41 ... - 237M1
			63	22	18,5	H263 - 41 ... - 237M1
Main/Emergency-Off Switches OFF position padlockable 09h	3 ... 8	H200-A/-D	20	5,5	3,7	H216 - 41 ... - 237M4
			25	7,5	5,5	H220 - 41 ... - 237M4
			32	11	7,5	H226 - 41 ... - 237M4
			40	15	11	H233 - 41 ... - 237M4
			63	22	18,5	H263 - 41 ... - 237M4
	3 ... 4	H200-B				

SMD modules for basic switch A02

Mounting form module for 237M.

H200-A
H200-B/-D

BFA2 - 237
BFB2 - 237

M-padlock device 67 x 67 mm, mounting form 237M1
Escutcheon black, padlockable handle black

H200-A/-B/-D

4BM1

M-padlock device 67 x 67 mm, mounting form 237M4
Escutcheon yellow, padlockable handle red

4BM4

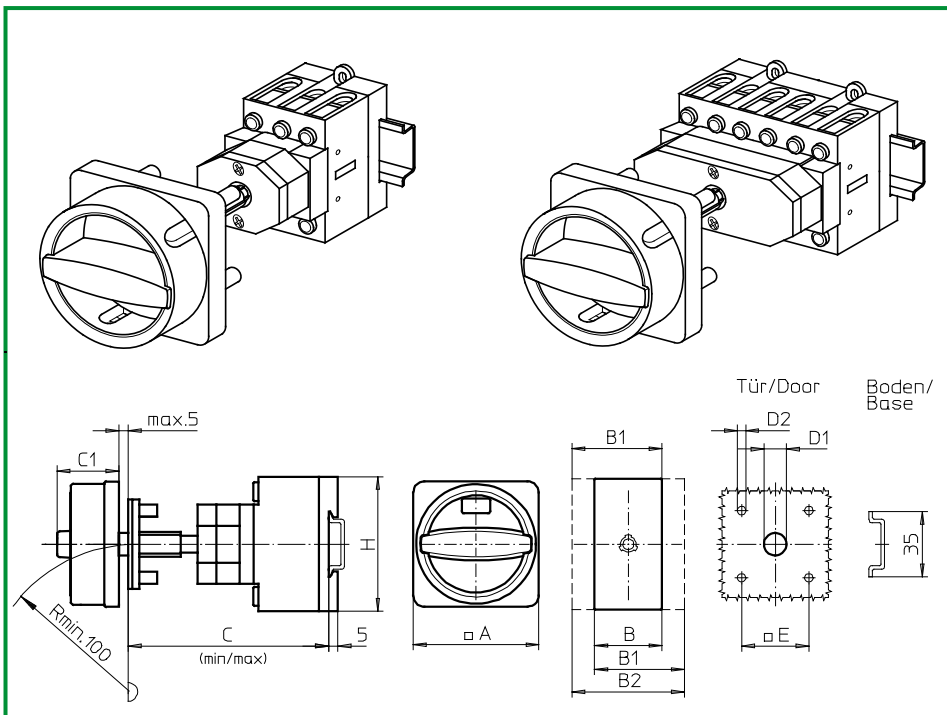
Dimensions (mm)

Product lines	A	B	B1	B2	C _{min}	C _{max}	C1	D1	D2	E	H
H200-A	67	36	48	60	92	109	38	15	5	48	70
H200-B	67	50	69	88	92	109	38	15	5	48	72
H200-D	67	72	84	96	100	117	38	15	5	48	70

Modular shaft extensions see page B2-11.

Base Mounting Switches

sälzer



Product lines
H200-A/-B/-D

Base mounting switch
Operator module of next size

Door clutch
Modular shaft extension

Four hole mounting
48 x 48 mm front

237N1 (IP66)
237N4 (IP66)

Complete switch	Poles	Product lines	Rated data (IEC 60947)			Order code number
			Operational current I _e	Operational power at 380–440V		
			AC-21A A	AC-23A kW	AC-3 kW	
Main Switches OFF position padlockable 12h	3 ... 8	H200-A/-D	20	5,5	3,7	H216 - 41 ... - 237N1
			25	7,5	5,5	H220 - 41 ... - 237N1
			32	11	7,5	H226 - 41 ... - 237N1
			40	15	11	H233 - 41 ... - 237N1
			63	22	18,5	H263 - 41 ... - 237N1
Main/Emergency-Off Switches OFF position padlockable 12h	3 ... 8	H200-A/-D	20	5,5	3,7	H216 - 41 ... - 237N4
			25	7,5	5,5	H220 - 41 ... - 237N4
			32	11	7,5	H226 - 41 ... - 237N4
			40	15	11	H233 - 41 ... - 237N4
			63	22	18,5	H263 - 41 ... - 237N4
	3 ... 4	H200-B				

SMD modules for basic switch A02

Mounting form module for 237M.

H200-A
H200-B/-D

BFA2 - 237
BFB2 - 237

N-padlock device 67 x 67 mm, mounting form 237N1
Escutcheon black, padlockable handle black

H200-A/-B/-D

4BN1

N-padlock device 67 x 67 mm, mounting form 237N4
Escutcheon yellow, padlockable handle red

4BN4

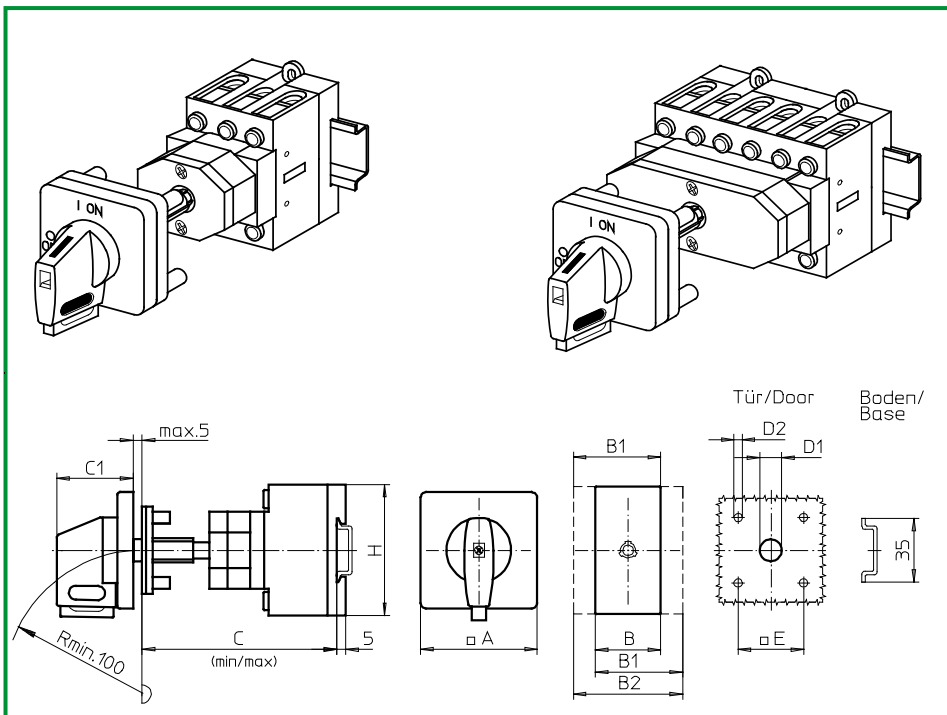
Dimensions (mm)

Product lines	A	B	B1	B2	C _{min}	C _{max}	C1	D1	D2	E	H
H200-A	64	36	48	60	92	109	39	15	5	48	70
H200-B	64	50	69	88	92	109	39	15	5	48	72
H200-D	64	72	84	96	100	117	39	15	5	48	70

Modular shaft extensions see page B2-11.

Base Mounting Switches

sälzer



Product lines
H200-A/-B/-D

Base mounting switch
Operator module of next size

Door clutch
Modular shaft extension

Four hole mounting
48 x 48 mm front

237V1 (IP66)
237V4 (IP66)

Complete switch	Poles	Product lines	Rated data (IEC 60947)			Order code number
			Operational current I _e	Operational power at 380–440V		
			AC-21A A	AC-23A kW	AC-3 kW	
Main Switches OFF position padlockable 09h	3 ... 8	H200-A/-D	20	5,5	3,7	H216 - 41 ... - 237V1
			25	7,5	5,5	H220 - 41 ... - 237V1
			32	11	7,5	H226 - 41 ... - 237V1
			40	15	11	H233 - 41 ... - 237V1
	3 ... 4	H200-B	63	22	18,5	H263 - 41 ... - 237V1
Main/Emergency-Off Switches OFF position padlockable 09h	3 ... 8	H200-A/-D	20	5,5	3,7	H216 - 41 ... - 237V4
			25	7,5	5,5	H220 - 41 ... - 237V4
			32	11	7,5	H226 - 41 ... - 237V4
			40	15	11	H233 - 41 ... - 237V4
	3 ... 4	H200-B	63	22	18,5	H263 - 41 ... - 237V4

SMD modules for basic switch A02

Mounting form module for 237V.

H200-A
H200-B/-D

BFA2 - 247
BFB2 - 247

V-operator module 64 x 64 mm, mounting form 237V1
Escutcheon black, handle black

H200-A/-B/-D

4AV1 - 09

Legend plate silver, operator module 237V1

FAS4 - 9078

V-operator module 64 x 64 mm, mounting form 237V4
Escutcheon black, handle red

4AV4 - 09

Legend plate yellow, operator module 237V4

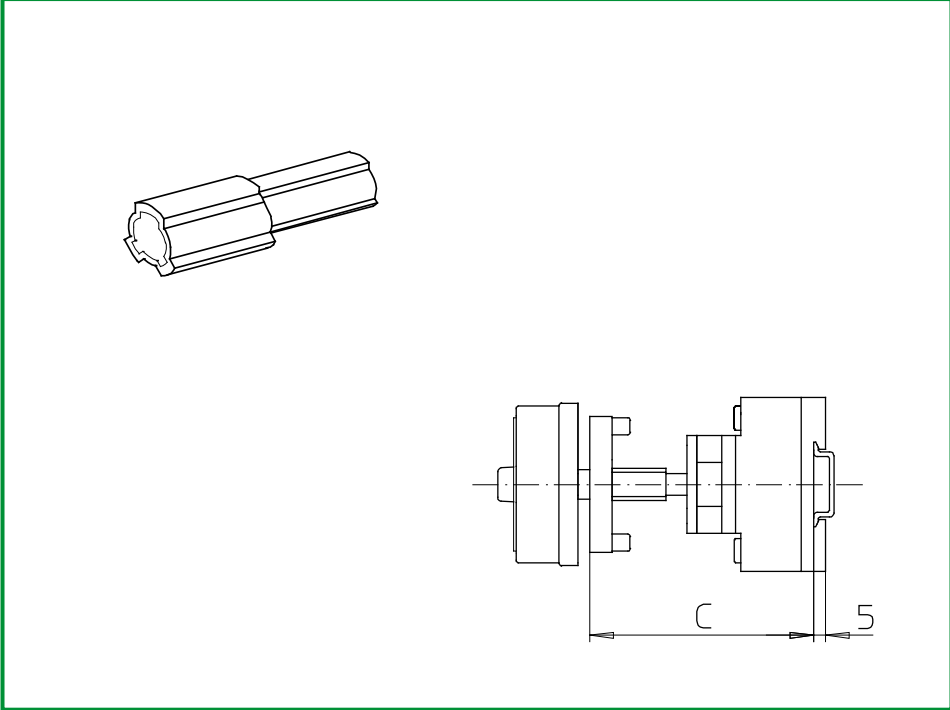
FBS4 - 9078

Dimensions (mm)

Product lines	A	B	B1	B2	C _{min}	C _{max}	C1	D1	D2	E	H
H200-A	64	36	48	60	92	109	39	15	5	48	70
H200-B	64	50	69	88	92	109	39	15	5	48	72
H200-D	64	72	84	96	100	117	39	15	5	48	70

Modular shaft extensions see page B2-11.

Modular shaft extension



Product lines
H200-A/-B/-D/-E

Base mounting switch

Door clutch
 Modular shaft extension

Four hole mounting
 Front

AVD2

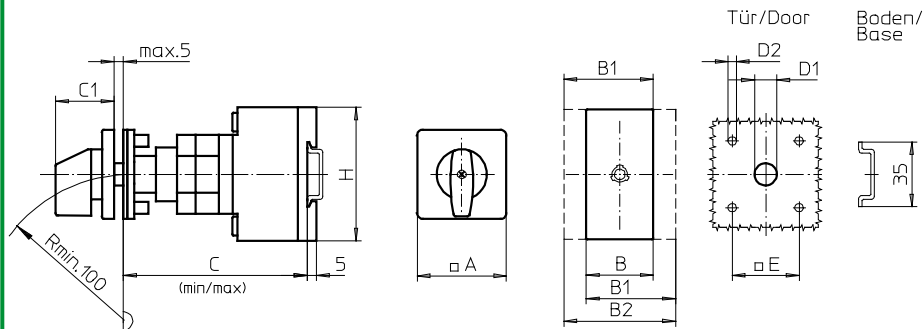
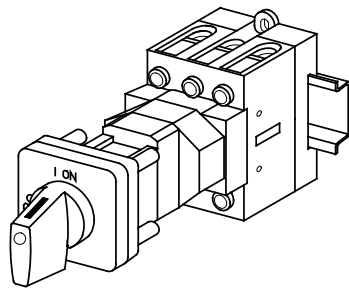
Modular shaft extensions for use with door clutch

Dimension C (Internal depth, inside of door to top of DIN rail)

Dimension	H200-A/-B	H200-D/-E	No.	Order code number
0	092 . . . 109 mm	100 . . . 117 mm	-	-
1	110 . . . 134 mm	118 . . . 142 mm	1	AVD2
2	135 . . . 159 mm	143 . . . 167 mm	2	AVD2
3	160 . . . 184 mm	168 . . . 192 mm	3	AVD2
4	185 . . . 209 mm	193 . . . 217 mm	4	AVD2

Base Mounting Switches

sälzer



Product lines
H200-A/-B

Base mounting switch

Door interlock
Modular shaft extension

Four hole mounting
36 × 36 mm front

242M1 (IP66)

Complete switch	Poles	Product lines	Rated data (IEC 60947)			Order code number
			Operational current I _e	Operational power at 380–440V		
			AC-21A A	AC-23A kW	AC-3 kW	
ON-OFF Switches Switching angle 90°	3 ... 4	H200-A	20	5,5	3,7	H216 - 41 ... - 242M1
			25	7,5	5,5	H220 - 41 ... - 242M1
			32	11	7,5	H226 - 41 ... - 242M1
			40	15	11	H233 - 41 ... - 242M1
	3 ... 4	H200-B	63	22	18,5	H263 - 41 ... - 242M1

SMD modules for basic switch A02		
Mounting form module for 242M1	H200-A H200-B	BFA2 - 242 BFC2 - 242
M-operator module 48 × 48 mm, mounting form 242M1 Escutcheon black, handle black	H200-A/-B	2AM1
Legend plate silver, operator module 242M1		FAS2 - 9... (FA number)

Dimensions (mm)											
Product lines	A	B	B1	B2	Cmin	Cmax	C1	D1	D2	E	H
H200-A	48	36	48	60	92	107	32	12	4,5	36	70
H200-B	48	50	69	88	92	107	32	12	4,5	36	72

Modular shaft extensions see page B3-11.

Base Mounting Switches

sälzer

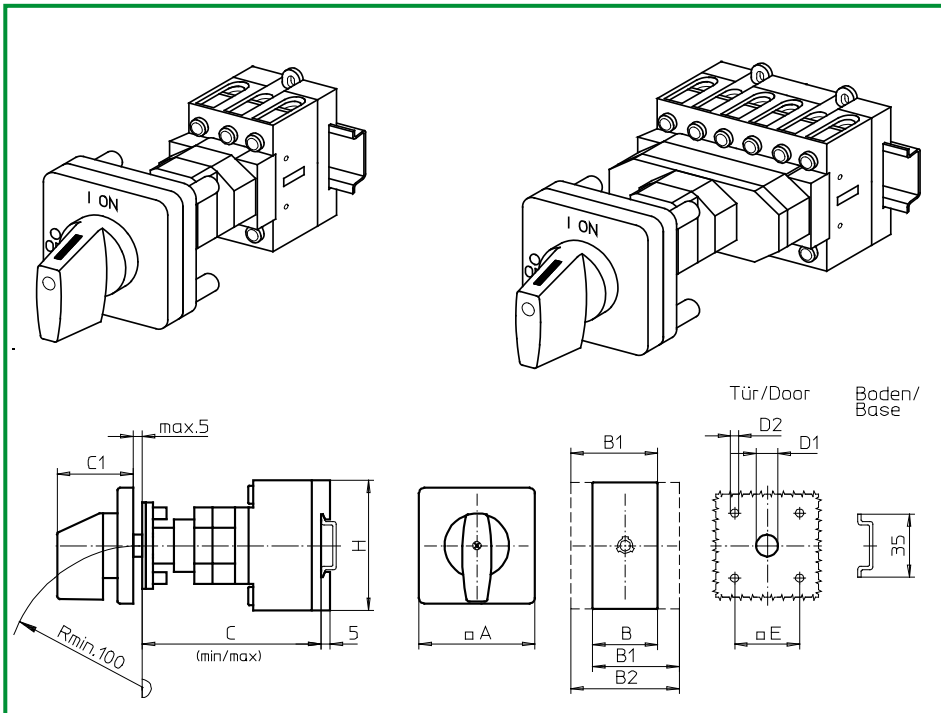
Product lines
H200-A/-B/-D/-E

Base mounting switch
Operator module of next size

Door interlock
Modular shaft extension

Four hole mounting
48 x 48 mm front

248M1 (IP66)



Complete switch	Poles	Product lines	Rated data (IEC 60947)			Order code number
			Operational current I _e	Operational power at 380–440V		
			AC-21A A	AC-23A kW	AC-3 kW	
ON-OFF Switches Switching angle 90°	3 ... 8	H200-A/-D	20	5,5	3,7	H216 - 41 ... - 248M1
			25	7,5	5,5	H220 - 41 ... - 248M1
			32	11	7,5	H226 - 41 ... - 248M1
			40	15	11	H233 - 41 ... - 248M1
			63	22	18,5	H263 - 41 ... - 248M1
Changeover with OFF Switching angle 90°	3 ... 4	H200-E	20	5,5	3,7	H216 - 71 ... - 248M1
			25	7,5	5,5	H220 - 71 ... - 248M1
			32	11	7,5	H226 - 71 ... - 248M1
			40	22	18,5	H233 - 71 ... - 248M1

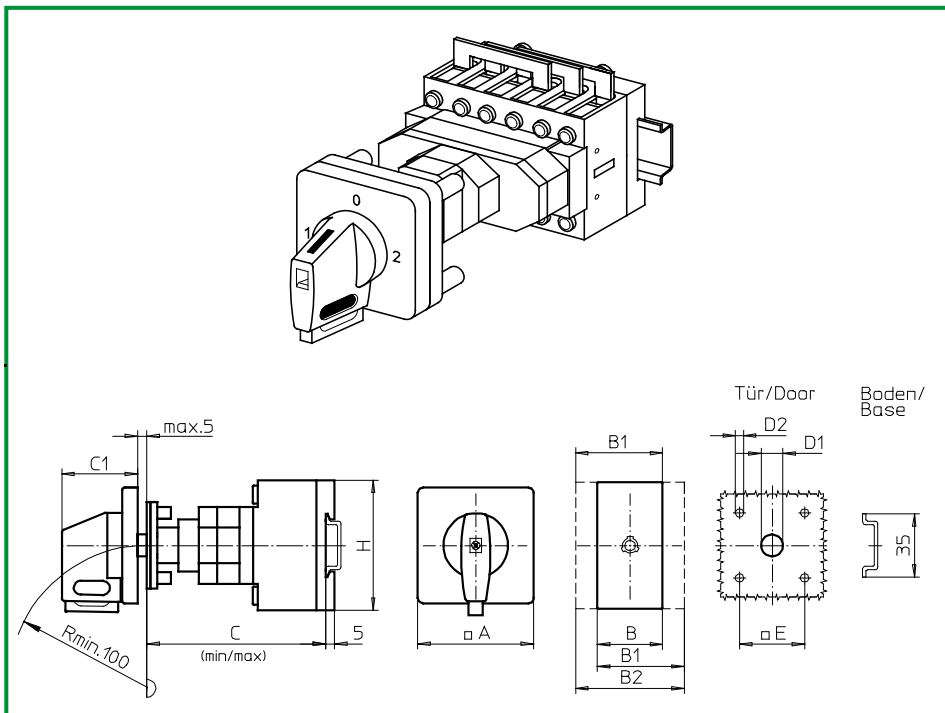
SMD modules for basic switch A02		
Mounting form module for 248M1	H200-A H200-B/-D H200-E	BFA2 - 248 BFB2 - 248 BFC2 - 248
M-operator module 64 x 64 mm, mounting form 248M1 Escutcheon black, handle black	H200-A/-B/-D/-E	4AM1
Legend plate silver, operator module 248M1		FAS4 - 9... (FA number)

Dimensions (mm)											
Product lines	A	B	B1	B2	Cmin	Cmax	C1	D1	D2	E	H
H200-A	64	36	48	60	92	107	39	15	5	48	70
H200-B	64	50	69	88	92	107	39	15	5	48	72
H200-D	64	72	84	96	100	115	39	15	5	48	70
H200-E	64	72	84	96	100	115	39	15	5	48	70

Modular shaft extensions see page B3-11.

Base Mounting Switches

sälzer



Product line
H200-E

Base mounting switch
Operator module of next size

Door interlock
Modular shaft extension

Four hole mounting
48 x 48 mm front

248V1 (IP66)

249V1 (IP66)

Complete switch	Poles	Product lines	Rated data (IEC 60947)			Order code number
			Operational current I _e	Operational power at 380–440V		
			AC-21A A	AC-23A kW	AC-3 kW	
Changeover with OFF Switching angle 90° OFF position padlockable 12h	3 ... 4	H200-E	20	5,5	3,7	H216 - 71 ... - 248V1
			25	7,5	5,5	H220 - 71 ... - 248V1
			32	11	7,5	H226 - 71 ... - 248V1
			40	15	11	H233 - 11 ... - 248V1
Changeover with OFF Switching angle 90° 3 positions padlockable (09h/12h/03h)	3 ... 4	H200-E	20	5,5	3,7	H216 - 71 ... - 249V1
			25	7,5	5,5	H220 - 71 ... - 249V1
			32	11	7,5	H226 - 71 ... - 249V1
			40	15	11	H233 - 71 ... - 249V1

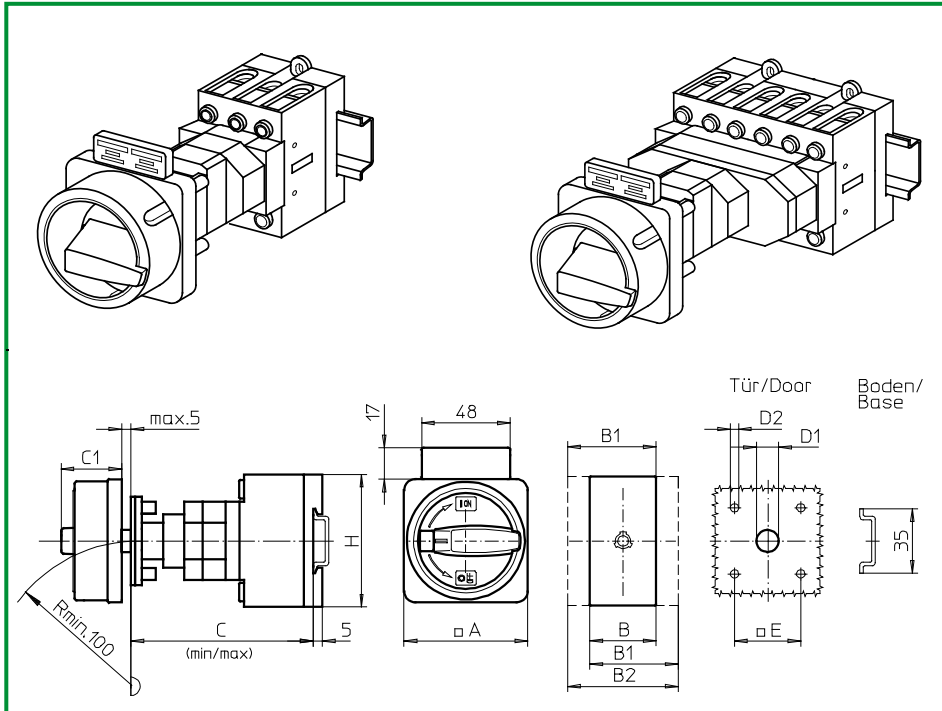
SMD modules for basic switch A02			
Mounting form module for 248V1/249V1		H200-E	BFC2 - 248
V-operator module 64 x 64 mm, mounting form 248V1 Escutcheon black, handle black			4AV1 - 12
V-operator module 64 x 64 mm, mounting form 249V1 Escutcheon black, handle black			4AV1 - 99
Legend plate silver, operator modules 248V1/249V1			FAS4 - 9... (FA number)

Dimensions (mm)											
Product line	A	B	B1	B2	Cmin	Cmax	C1	D1	D2	E	H
H200-E	64	72	84	96	100	115	39	15	5	48	70

Modular shaft extensions see page B3-11.

Base Mounting Switches

sälzer



Product lines
H200-A/-B/-D

Base mounting switch

Door interlock

Modular shaft extension

Four hole mounting

36 × 36 mm front

234M1 (IP66)

234M4 (IP66)

Complete switch	Poles	Product lines	Rated data (IEC 60947)			Order code number
			Operational current I _e	Operational power at 380–440V		
			AC-21A A	AC-23A kW	AC-3 kW	
Main Switches OFF position padlockable 09h	3 ... 8	H200-A/-D	20	5,5	3,7	H216 - 41 ... - 234M1
			25	7,5	5,5	H220 - 41 ... - 234M1
			32	11	7,5	H226 - 41 ... - 234M1
			40	15	11	H233 - 41 ... - 234M1
			63	22	18,5	H263 - 41 ... - 234M1
Main/Emergency-Off Switches OFF position padlockable 09h	3 ... 8	H200-A/-D	20	5,5	3,7	H216 - 41 ... - 234M4
			25	7,5	5,5	H220 - 41 ... - 234M4
			32	11	7,5	H226 - 41 ... - 234M4
			40	15	11	H233 - 41 ... - 234M4
			63	22	18,5	H263 - 41 ... - 234M4

SMD modules for basic switch A02

Mounting form module for 234M.

H200-A
H200-B/-D

BFA2 - 234
BFB2 - 234

M-padlock device 67 × 67 mm, mounting form 234M1
Escutcheon black, padlockable handle black

H200-A/-B/-D

2CM1

M-padlock device 67 × 67 mm, mounting form 234M4
Escutcheon yellow, padlockable handle red

2CM4

Additional top escutcheon plate

FAZZ - 8041

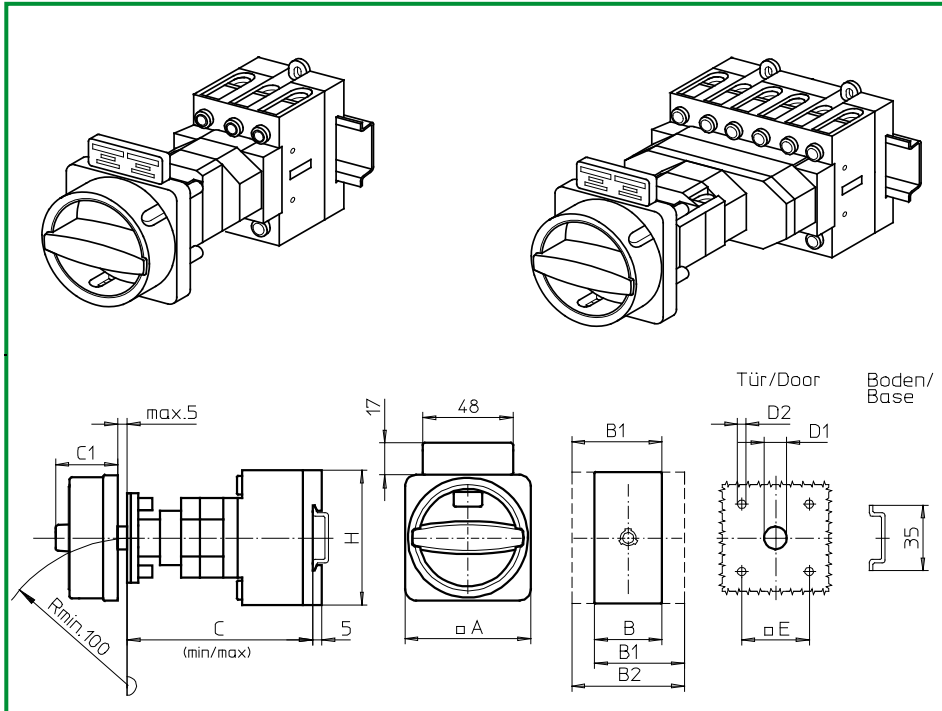
Dimensions (mm)

Product lines	A	B	B1	B2	C _{min}	C _{max}	C1	D1	D2	E	H
H200-A	67	36	48	60	92	107	38	15	4,5	36	70
H200-B	67	50	69	88	92	107	38	15	4,5	36	72
H200-D	67	72	84	96	100	115	38	15	4,5	36	70

Modular shaft extensions see page B3-11.

Base Mounting Switches

sälzer



Product lines
H200-A/-B/-D

Base mounting switch

Door interlock

Modular shaft extension

Four hole mounting

36 x 36 mm front

234N1 (IP66)

234N4 (IP66)

Complete switch	Poles	Product lines	Rated data (IEC 60947)			Order code number
			Operational current I _e	Operational power at 380–440V		
			AC-21A A	AC-23A kW	AC-3 kW	
Main Switches OFF position padlockable 12h	3 ... 8	H200-A/-D	20	5,5	3,7	H216 - 41 ... - 234N1
			25	7,5	5,5	H220 - 41 ... - 234N1
			32	11	7,5	H226 - 41 ... - 234N1
			40	15	11	H233 - 41 ... - 234N1
			63	22	18,5	H263 - 41 ... - 234N1
Main/Emergency-Off Switches OFF position padlockable 12h	3 ... 8	H200-A/-D	20	5,5	3,7	H216 - 41 ... - 234N4
			25	7,5	5,5	H220 - 41 ... - 234N4
			32	11	7,5	H226 - 41 ... - 234N4
			40	15	11	H233 - 41 ... - 234N4
			63	22	18,5	H263 - 41 ... - 234N4
	3 ... 4	H200-B				

SMD modules for basic switch A02

Mounting form module for 234N.

H200-A
H200-B/-D

BFA2 - 234
BFB2 - 234

N-padlock device 67 x 67 mm, mounting form 234N1
Escutcheon black, padlockable handle black

H200-A/-B/-D

2CN1

N-padlock device 67 x 67 mm, mounting form 234N4
Escutcheon yellow, padlockable handle red

2CN4

Additional top escutcheon plate

FAZZ - 8041

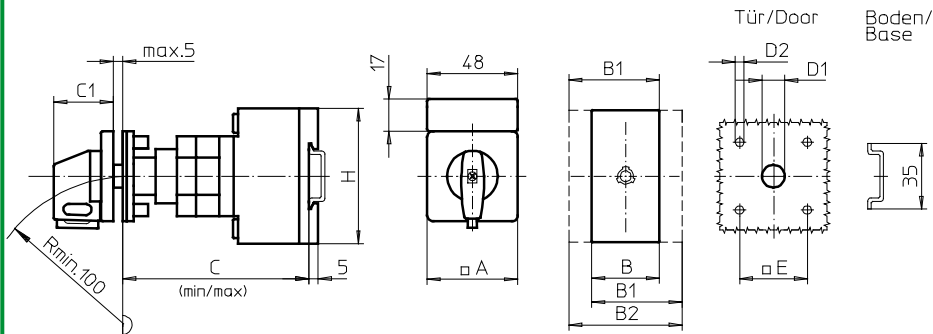
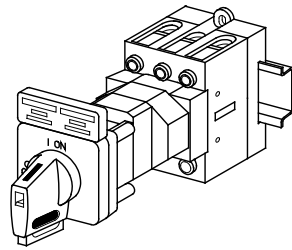
Dimensions (mm)

Product lines	A	B	B1	B2	Cmin	Cmax	C1	D1	D2	E	H
H200-A	67	36	48	60	92	107	33	15	4,5	36	70
H200-B	67	50	69	88	92	107	33	15	4,5	36	72
H200-D	67	72	84	96	100	115	33	15	4,5	36	70

Modular shaft extensions see page B3-11.

Base Mounting Switches

sälzer



Product lines
H200-A/-B

Base mounting switch

Door interlock

Modular shaft extension

Four hole mounting

36 x 36 mm front

234V1 (IP66)

234V4 (IP66)

Complete switch	Poles	Product lines	Rated data (IEC 60947)			Order code number
			Operational current I _e	Operational power at 380–440V		
			AC-21A A	AC-23A kW	AC-3 kW	
Main Switches OFF position padlockable 09h	3 ... 4	H200-A	20	5,5	3,7	H216 - 41 ... - 234V1
			25	7,5	5,5	H220 - 41 ... - 234V1
			32	11	7,5	H226 - 41 ... - 234V1
			40	15	11	H233 - 41 ... - 234V1
			63	22	18,5	H263 - 41 ... - 234V1
Main/Emergency-Off Switches OFF position padlockable 09h	3 ... 4	H200-A	20	5,5	3,7	H216 - 41 ... - 234V4
			25	7,5	5,5	H220 - 41 ... - 234V4
			32	11	7,5	H226 - 41 ... - 234V4
			40	15	11	H233 - 41 ... - 234V4
			63	22	18,5	H263 - 41 ... - 234V4

SMD modules for basic switch A02

Mounting form module for 234V.

H200-A
H200-B
H200-A/-B

BFA2 - 242
BFC2 - 242
2AV1 - 09

V-operator module 48 x 48 mm, mounting form 234V1
Escutcheon black, handle black
Legend plate silver, operator module 234V1

FAS2 - 9078
2AV4 - 09

V-operator module 48 x 48 mm, mounting form 234V4
Escutcheon black, handle red
Legend plate yellow, operator module 234V4
Additional top escutcheon plate

FBS2 - 9078
FAZ2 - 8041

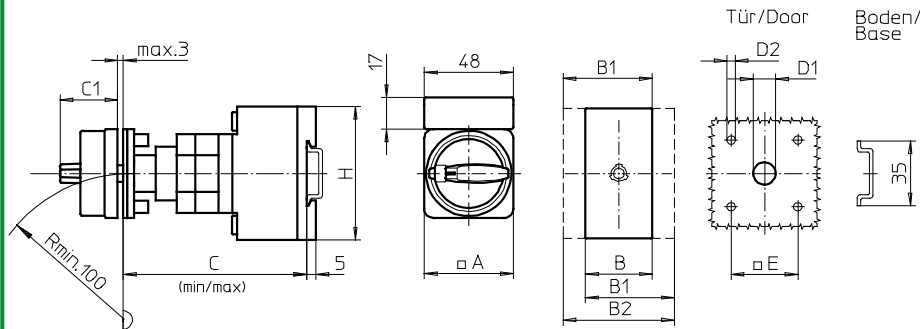
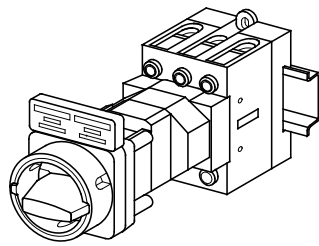
Dimensions (mm)

Product lines	A	B	B1	B2	C _{min}	C _{max}	C1	D1	D2	E	H
H200-A	48	36	48	60	92	107	32	12	4,5	36	70
H200-B	48	50	69	88	92	107	32	12	4,5	36	72

Modular shaft extensions see page B3-11.

Base Mounting Switches

sälzer



Product lines
H200-A/-B

Base mounting switch

Door interlock

Modular shaft extension

Four hole mounting

36 x 36 mm front

235M1 (IP66)

235M4 (IP66)

Complete switch	Poles	Product lines	Rated data (IEC 60947)			Order code number
			Operational current I _e	Operational power at 380–440V		
			AC-21A A	AC-23A kW	AC-3 kW	
Main Switches OFF position padlockable 09h	3 ... 4	H200-A	20	5,5	3,7	H216 - 41 ... - 235M1
			25	7,5	5,5	H220 - 41 ... - 235M1
			32	11	7,5	H226 - 41 ... - 235M1
			40	15	11	H233 - 41 ... - 235M1
			63	22	18,5	H263 - 41 ... - 235M1
Main/Emergency-Off Switches OFF position padlockable 09h	3 ... 4	H200-A	20	5,5	3,7	H216 - 41 ... - 235M4
			25	7,5	5,5	H220 - 41 ... - 235M4
			32	11	7,5	H226 - 41 ... - 235M4
			40	15	11	H233 - 41 ... - 235M4
			63	22	18,5	H263 - 41 ... - 235M4
	3 ... 4	H200-B				

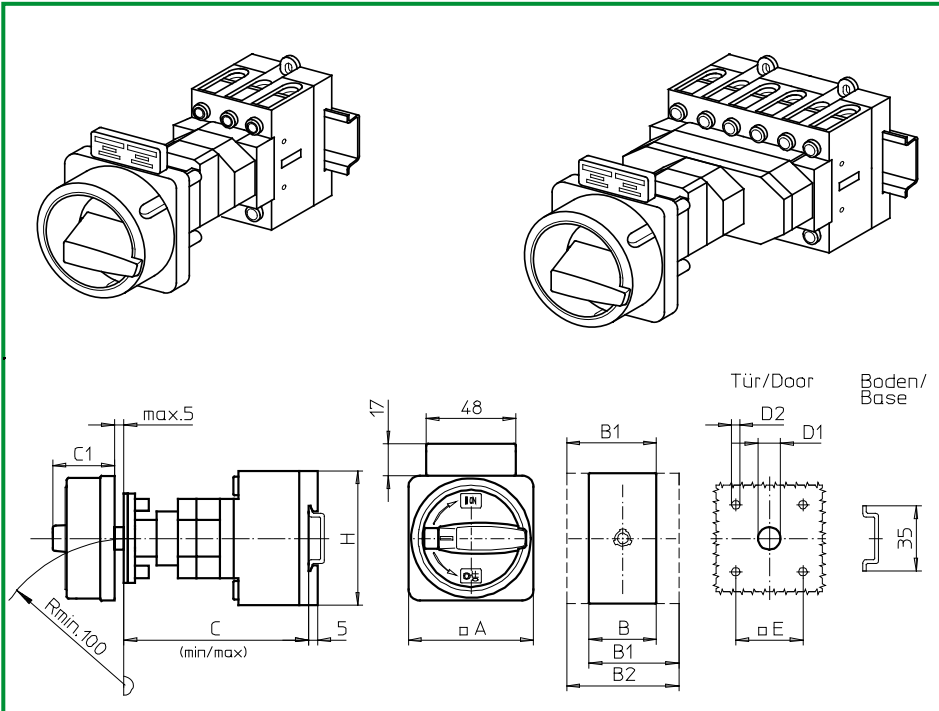
SMD modules for basic switch A02			
Mounting form module for 235M.		H200-A H200-B	BFA2 - 242 BFC2 - 242
M-padlock device 48 x 48 mm, mounting form 235M1 Escutcheon black, padlockable handle black		H200-A/-B	2BM1
M-padlock device 48 x 48 mm, mounting form 235M4 Escutcheon yellow, padlockable handle red			2BM4
Additional top escutcheon plate			FAZ2 - 8041

Dimensions (mm)											
Product lines	A	B	B1	B2	C _{min}	C _{max}	C1	D1	D2	E	H
H200-A	48	36	48	60	92	107	31	12	4,5	36	70
H200-B	48	50	69	88	92	107	31	12	4,5	36	72

Modular shaft extensions see page B3-11.

Base Mounting Switches

sälzer



Product lines
H200-A/-B/-D

Base mounting switch
Operator module of next size

Door interlock
Modular shaft extension

Four hole mounting
48 x 48 mm front

238M1 (IP66)
238M4 (IP66)

Complete switch	Poles	Product lines	Rated data (IEC 60947)			Order code number
			Operational current I _e	Operational power at 380–440V		
			AC-21A A	AC-23A kW	AC-3 kW	
Main Switches OFF position padlockable 09h	3 ... 8	H200-A/-D	20	5,5	3,7	H216 - 41 ... - 238M1
			25	7,5	5,5	H220 - 41 ... - 238M1
			32	11	7,5	H226 - 41 ... - 238M1
			40	15	11	H233 - 41 ... - 238M1
			63	22	18,5	H263 - 41 ... - 238M1
Main/Emergency-Off Switches OFF position padlockable 09h	3 ... 8	H200-A/-D	20	5,5	3,7	H216 - 41 ... - 238M4
			25	7,5	5,5	H220 - 41 ... - 238M4
			32	11	7,5	H226 - 41 ... - 238M4
			40	15	11	H233 - 41 ... - 238M4
			63	22	18,5	H263 - 41 ... - 238M4
	3 ... 4	H200-B				

SMD modules for basic switch A02

Mounting form module for 238M.

H200-A
H200-B/-D

BFA2 - 238
BFB2 - 238

M-padlock device 67 x 67 mm, mounting form 238M1
Escutcheon black, padlockable handle black

H200-A/-B/-D

4BM1

M-padlock device 67 x 67 mm, mounting form 238M4
Escutcheon yellow, padlockable handle red

4BM4

Additional top escutcheon plate

FAZZ - 8041

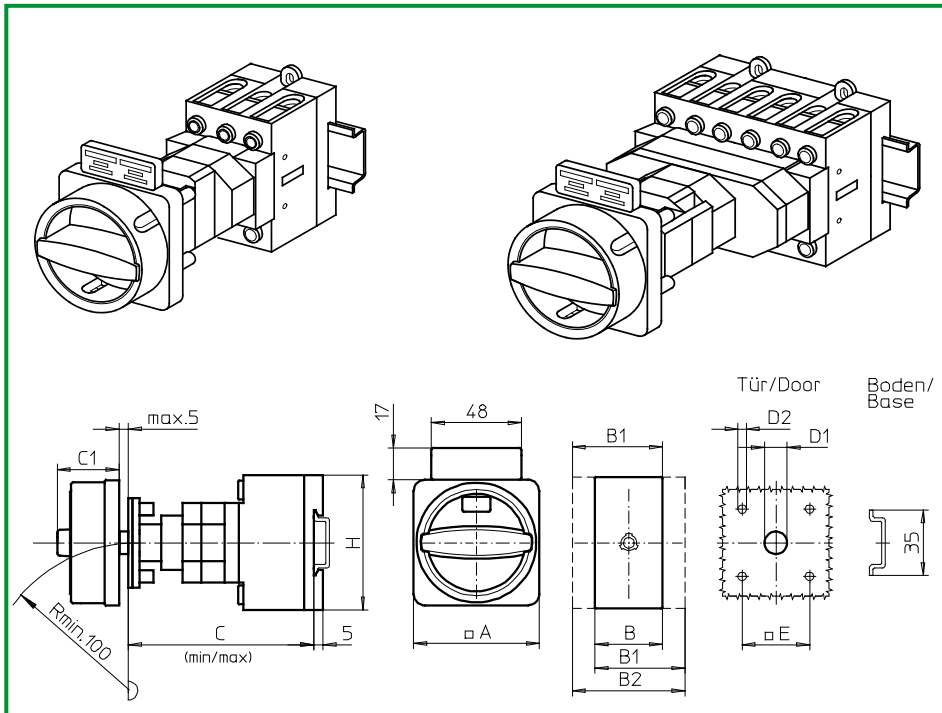
Dimensions (mm)

Product lines	A	B	B1	B2	C _{min}	C _{max}	C1	D1	D2	E	H
H200-A	67	36	48	60	92	107	38	15	5	48	70
H200-B	67	50	69	88	92	107	38	15	5	48	72
H200-D	67	72	84	96	100	115	38	15	5	48	70

Modular shaft extensions see page B3-11.

Base Mounting Switches

sälzer



Product lines
H200-A/-B/-D

Base mounting switch
Operator module of next size

Door interlock
Modular shaft extension

Four hole mounting
48 x 48 mm front

238N1 (IP66)
238N4 (IP66)

Complete switch	Poles	Product lines	Rated data (IEC 60947)			Order code number
			Operational current I _e	Operational power at 380–440V		
			AC-21A A	AC-23A kW	AC-3 kW	
Main Switches OFF position padlockable 12h	3 ... 8	H200-A/-D	20	5,5	3,7	H216 - 41 ... - 238N1
			25	7,5	5,5	H220 - 41 ... - 238N1
			32	11	7,5	H226 - 41 ... - 238N1
			40	15	11	H233 - 41 ... - 238N1
			63	22	18,5	H263 - 41 ... - 238N1
Main/Emergency-Off Switches OFF position padlockable 12h	3 ... 8	H200-A/-D	20	5,5	3,7	H216 - 41 ... - 238N4
			25	7,5	5,5	H220 - 41 ... - 238N4
			32	11	7,5	H226 - 41 ... - 238N4
			40	15	11	H233 - 41 ... - 238N4
			63	22	18,5	H263 - 41 ... - 238N4
	3 ... 4	H200-B				

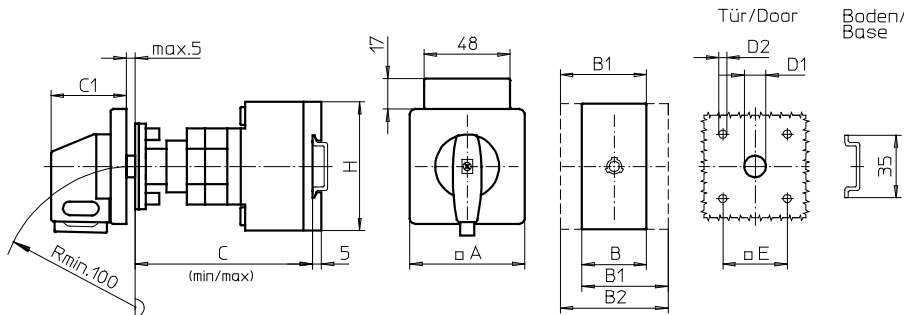
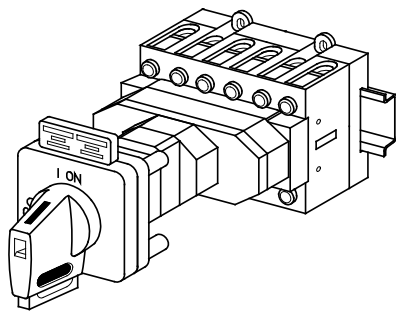
SMD modules for basic switch A02			
Mounting form module for 238M.		H200-A H200-B/-D	BFA2 - 238 BFB2 - 238
N-padlock device 67 x 67 mm, mounting form 238N1 Escutcheon black, padlockable handle black		H200-A/-B/-D	4BN1
N-padlock device 67 x 67 mm, mounting form 238N4 Escutcheon yellow, padlockable handle red			4BN4
Additional top escutcheon plate			FAZZ - 8041

Dimensions (mm)											
Product lines	A	B	B1	B2	Cmin	Cmax	C1	D1	D2	E	H
H200-A	67	36	48	60	92	107	33	15	5	48	70
H200-B	67	50	69	88	92	107	33	15	5	48	72
H200-D	67	72	84	96	100	115	33	15	5	48	70

Modular shaft extensions see page B3-11.

Base Mounting Switches

sälzer



Product lines
H200-A/-B/-D

Base mounting switch
Operator module of next size

Door interlock
Modular shaft extension

Four hole mounting
48 x 48 mm front

238V1 (IP66)

238V4 (IP66)

Complete switch	Poles	Product lines	Rated data (IEC 60947)			Order code number
			Operational current I _e	Operational power at 380–440V		
			AC-21A A	AC-23A kW	AC-3 kW	
Main Switches OFF position padlockable 09h	3 ... 8	H200-A/-D	20	5,5	3,7	H216 - 41 ... - 238V1
			25	7,5	5,5	H220 - 41 ... - 238V1
			32	11	7,5	H226 - 41 ... - 238V1
			40	15	11	H233 - 41 ... - 238V1
			63	22	18,5	H263 - 41 ... - 238V1
Main/Emergency-Off Switches OFF position padlockable 09h	3 ... 8	H200-A/-D	20	5,5	3,7	H216 - 41 ... - 238V4
			25	7,5	5,5	H220 - 41 ... - 238V4
			32	11	7,5	H226 - 41 ... - 238V4
			40	15	11	H233 - 41 ... - 238V4
			63	22	18,5	H263 - 41 ... - 238V4
	3 ... 4	H200-B				

SMD modules for basic switch A02

Mounting form module for 238V.

H200-A
H200-B/-D
H200-A/-B/-D

BFA2 - 248
BFB2 - 248
4AV1 - 09

V-operator module 64 x 64 mm, mounting form 238V1
Escutcheon black, handle black
Legend plate silver, operator module 238V1

FAS4 - 9078
4AV4 - 09

V-operator module 64 x 64 mm, mounting form 238V4
Escutcheon black, handle red
Legend plate yellow, operator module 238V4
Additional top escutcheon plate

FBS4 - 9078
FAZ2 - 8041

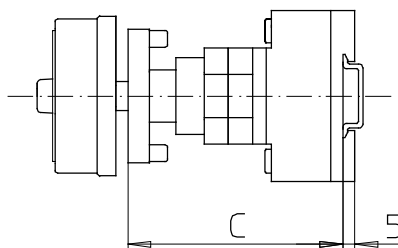
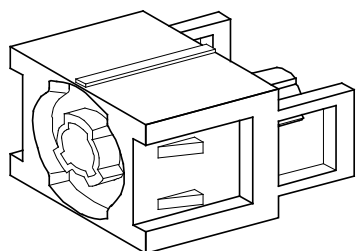
Dimensions (mm)

Product lines	A	B	B1	B2	C _{min}	C _{max}	C1	D1	D2	E	H
H200-A	64	36	48	60	92	107	39	15	5	48	70
H200-B	64	50	69	88	92	107	39	15	5	48	72
H200-D	64	72	84	96	100	115	39	15	5	48	70

Modular shaft extensions see page B3-11.

Modular shaft extension

sälzer



Product lines
H200-A/-B/-D/-E

Base mounting switch

Door interlock
Modular shaft extension

Four hole mounting
Front

AVC2 - .

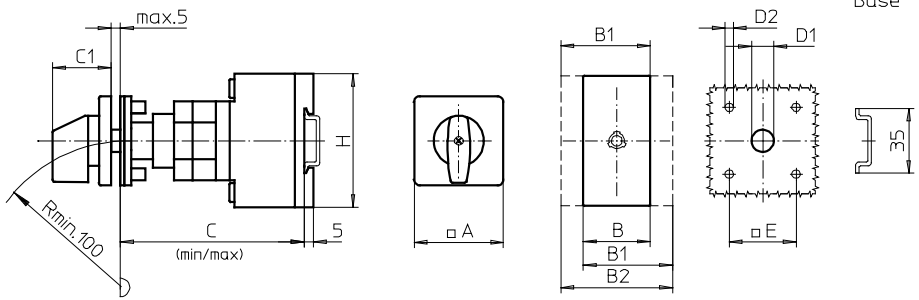
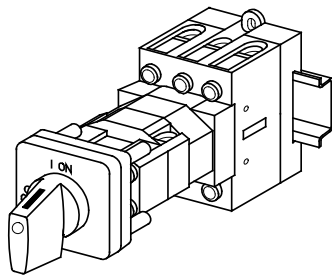
Modular shaft extensions for use with door interlock

Dimension C (Internal depth, inside of door to top of DIN rail)

Dimension	H200-A/-B	H200-D/-E	No.	Order code number
0	092 . . . 107 mm	100 . . . 115 mm	-	-
1	114 . . . 132 mm	122 . . . 140 mm	1	AVC2 - 1
2	139 . . . 157 mm	147 . . . 165 mm	1	AVC2 - 2
3	164 . . . 182 mm	172 . . . 190 mm	1	AVC2 - 3
4	189 . . . 207 mm	197 . . . 215 mm	1	AVC2 - 4

Base Mounting Switches

sälzer



Product line
H200-B

Base mounting switch

Door interlock
Modular shaft extension
N/PE connection link

Four hole mounting
36 x 36 mm front

542M1 (IP66)

Complete switch	Poles	Product lines	Rated data (IEC 60947)			Order code number
			Operational current I _e	Operational power at 380–440V		
			AC-21A A	AC-23A kW	AC-3 kW	
ON-OFF Switches Switching angle 90°	3 ... 4	H200-B	63	22	18,5	H263 - 41 ... - 542M1

SMD modules for basic switch A02

Mounting form module for 542M1	H200-B	BFA2 - 542
M-operator module 48 x 48 mm, mounting form 542M1 Escutcheon black, handle black	H200-B	2AM1
Legend plate silver, operator module 542M1		FAS2 - 9... (FA number)

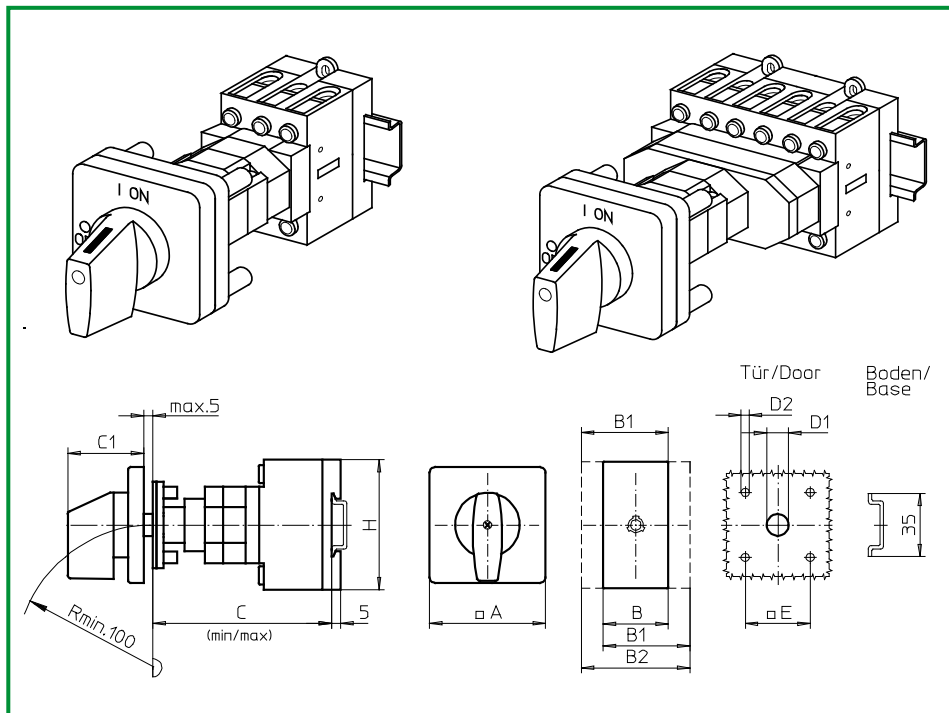
Dimensions (mm)

Product line	A	B	B1	B2	Cmin	Cmax	C1	D1	D2	E	H
H200-B	48	50	69	88	92	107	32	12	4,5	36	72

Modular shaft extensions see page B4-11.

Base Mounting Switches

sälzer



Product lines
H200-B/-D/-E

Base mounting switch
Operator module of next size

Door interlock
Modular shaft extension
N/PE connection link

Four hole mounting
48 x 48 mm front

548M1 (IP66)

Complete switch	Poles	Product lines	Rated data (IEC 60947)			Order code number
			Operational current I _e	Operational power at 380–440V		
			AC-21A A	AC-23A kW	AC-3 kW	
ON-OFF Switches Switching angle 90°	6 ... 8	H200-D	20	5,5	3,7	H216 - 41 ... - 548M1
			25	7,5	5,5	H220 - 41 ... - 548M1
			32	11	7,5	H226 - 41 ... - 548M1
			40	15	11	H233 - 41 ... - 548M1
			63	22	18,5	H263 - 41 ... - 548M1
Changeover with OFF Switching angle 90°	3 ... 4	H200-E	20	5,5	3,7	H216 - 71 ... - 548M1
			25	7,5	5,5	H220 - 71 ... - 548M1
			32	11	7,5	H226 - 71 ... - 548M1
			40	15	11	H233 - 71 ... - 548M1

SMD modules for basic switch A02

Mounting form module for 548M1

H200-B/-D
H200-E

BFA2 - 548
BFB2 - 548

M-operator module 64 x 64 mm, mounting form 548M1
Escutcheon black, handle black

H200-B/-D/-E

4AM1

Legend plate silver, operator module 548M1

FAS4 - 9... (FA number)

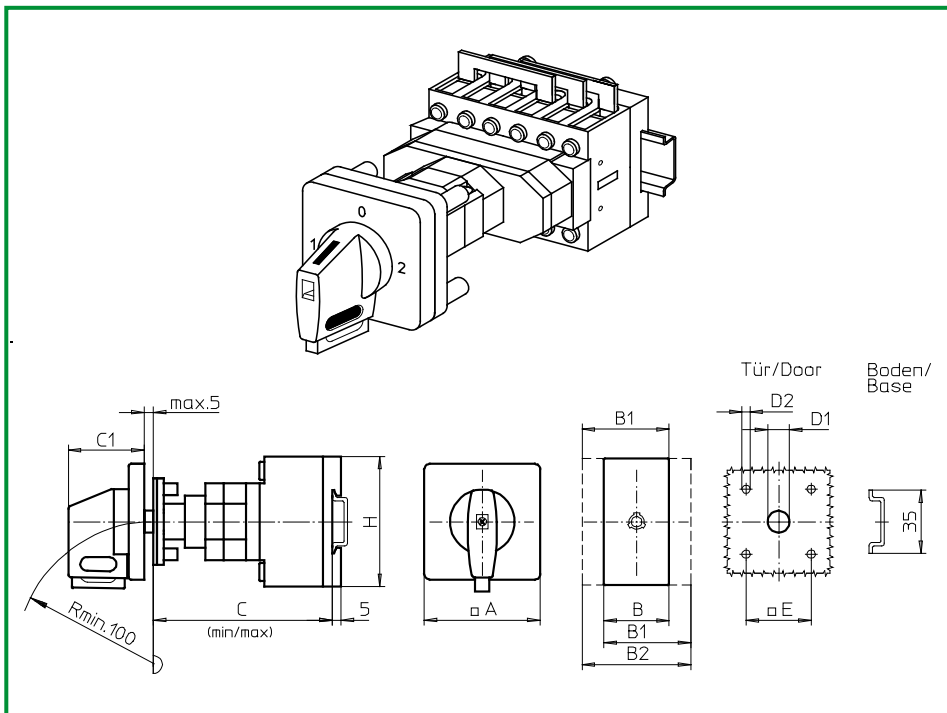
Dimensions (mm)

Product lines	A	B	B1	B2	Cmin	Cmax	C1	D1	D2	E	H
H200-B	64	50	69	88	92	107	39	15	5	48	72
H200-D	64	72	84	96	100	115	39	15	5	48	70
H200-E	64	72	84	96	100	115	39	15	5	48	70

Modular shaft extensions see page B4-11.

Base Mounting Switches

sälzer



Product line
H200-E

Base mounting switch
Operator module of next size

Door interlock
Modular shaft extension
N/PE connection link

Four hole mounting
48 x 48 mm front

548V1 (IP66)

549V1 (IP66)

Complete switch	Poles	Product lines	Rated data (IEC 60947)			Order code number
			Operational current I _e	Operational power at 380–440V		
			AC-21A A	AC-23A kW	AC-3 kW	
Changeover with OFF Switching angle 90° OFF position padlockable 12h	3 ... 4	H200-E	20	5,5	3,7	H216 - 71 ... - 548V1
			25	7,5	5,5	H220 - 71 ... - 548V1
			32	11	7,5	H226 - 71 ... - 548V1
			40	15	11	H233 - 11 ... - 548V1
Changeover with OFF Switching angle 90° 3 positions padlockable (09h/12h/03h)	3 ... 4	H200-E	20	5,5	3,7	H216 - 71 ... - 549V1
			25	7,5	5,5	H220 - 71 ... - 549V1
			32	11	7,5	H226 - 71 ... - 549V1
			40	15	11	H233 - 71 ... - 549V1

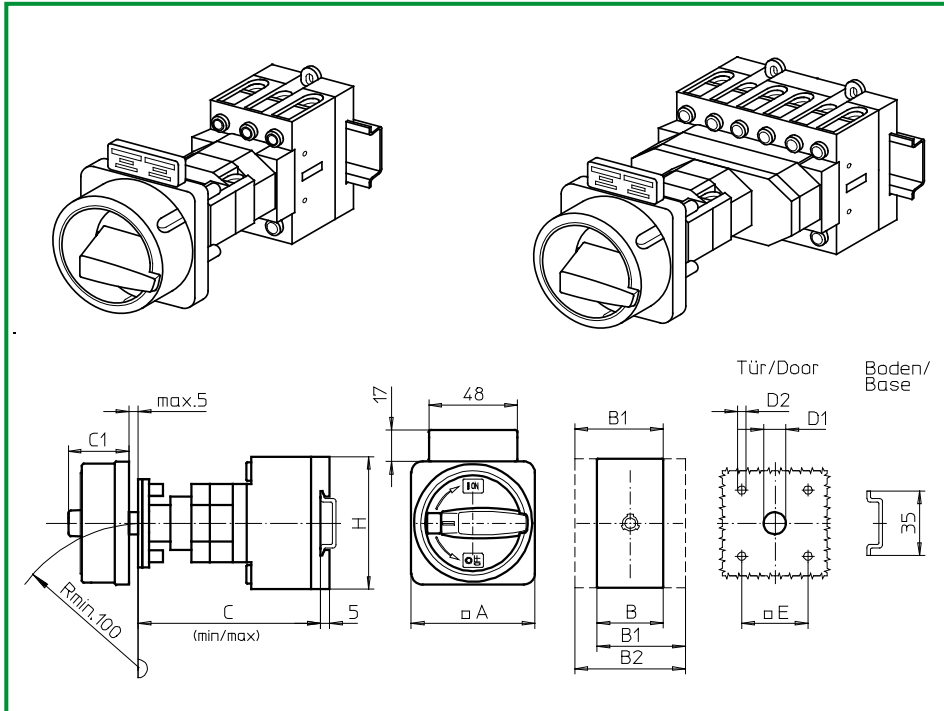
SMD modules for basic switch A02		
Mounting form module for 548V1/549V1	H200-E	BFB2 - 548
V-operator module 64 x 64 mm, mounting form 548V1 Escutcheon black, handle black		4AV1 - 12
V-operator module 64 x 64 mm, mounting form 549V1 Escutcheon black, handle black		4AV1 - 99
Legend plate silver, operator modules 548V1/549V1		FAS4 - 9... (FA number)

Dimensions (mm)											
Product line	A	B	B1	B2	Cmin	Cmax	C1	D1	D2	E	H
H200-E	64	72	84	96	100	115	39	15	5	48	70

Modular shaft extensions see page B4-11.

Base Mounting Switches

sälzer



Product lines
H200-B/-D

Base mounting switch

Door interlock
Modular shaft extension
N/PE connection link

Four hole mounting
36 x 36 mm front

534M1 (IP66)

534M4 (IP66)

Complete switch	Poles	Product lines	Rated data (IEC 60947)			Order code number
			Operational current I _e	Operational power at 380–440V		
			AC-21A A	AC-23A kW	AC-3 kW	
Main Switches OFF position padlockable 09h	6 ... 8	H200-D	20	5,5	3,7	H216 - 41 ... - 534M1
			25	7,5	5,5	H220 - 41 ... - 534M1
			32	11	7,5	H226 - 41 ... - 534M1
			40	15	11	H233 - 41 ... - 534M1
			63	22	18,5	H263 - 41 ... - 534M1
Main/Emergency-Off Switches OFF position padlockable 09h	6 ... 8	H200-D	20	5,5	3,7	H216 - 41 ... - 534M4
			25	7,5	5,5	H220 - 41 ... - 534M4
			32	11	7,5	H226 - 41 ... - 534M4
			40	15	11	H233 - 41 ... - 534M4
			63	22	18,5	H263 - 41 ... - 534M4
SMD modules for basic switch A02	Mounting form module for 534M.		H200-B/-D			BFA2 - 534
	M-padlock device 67 x 67 mm, mounting form 534M1 Escutcheon black, padlockable handle black		H200-B/-D			2CM1
	M-padlock device 67 x 67 mm, mounting form 534M4 Escutcheon yellow, padlockable handle red Additional top escutcheon plate					2CM4 FAZ2 - 8041

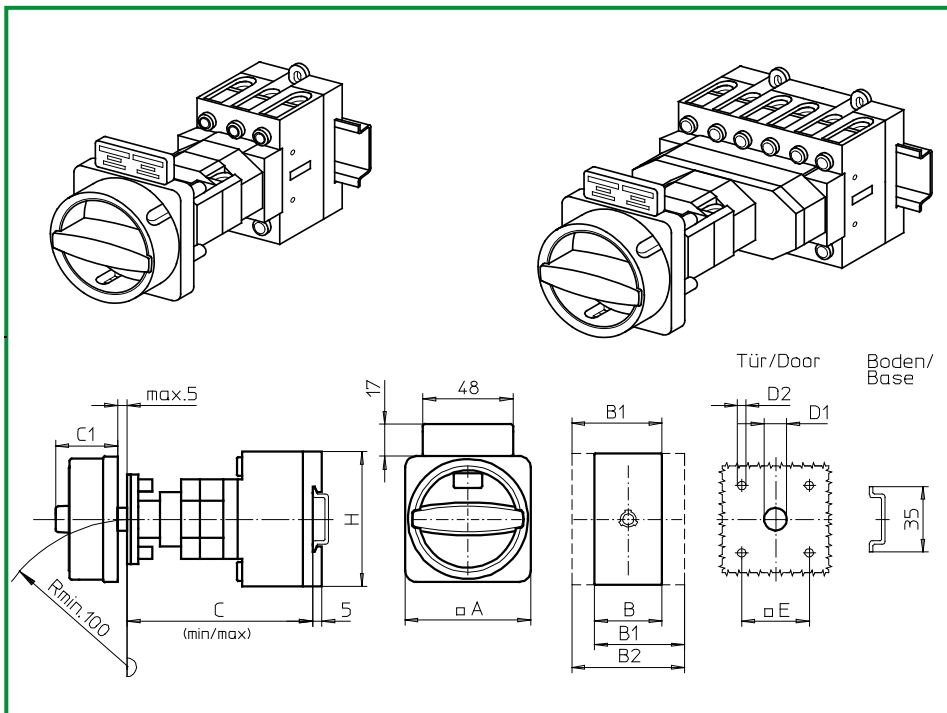
Dimensions (mm)

Product lines	A	B	B1	B2	C _{min}	C _{max}	C1	D1	D2	E	H
H200-B	67	50	69	88	92	107	38	15	4,5	36	72
H200-D	67	72	84	96	100	115	38	15	4,5	36	70

Modular shaft extensions see page B4-11.

Base Mounting Switches

sälzer



Product lines
H200-B/-D

Base mounting switch

Door interlock

Modular shaft extension
N/PE connection link

Four hole mounting

36 x 36 mm front

534N1 (IP66)

534N4 (IP66)

Complete switch	Poles	Product lines	Rated data (IEC 60947)			Order code number
			Operational current I _e	Operational power at 380–440V		
			AC-21A A	AC-23A kW	AC-3 kW	
Main Switches OFF position padlockable 12h	6 ... 8	H200-D	20	5,5	3,7	H216 - 41 ... - 534N1
			25	7,5	5,5	H220 - 41 ... - 534N1
			32	11	7,5	H226 - 41 ... - 534N1
			40	15	11	H233 - 41 ... - 534N1
			63	22	18,5	H263 - 41 ... - 534N1
Main/Emergency-Off Switches OFF position padlockable 12h	6 ... 8	H200-D	20	5,5	3,7	H216 - 41 ... - 534N4
			25	7,5	5,5	H220 - 41 ... - 534N4
			32	11	7,5	H226 - 41 ... - 534N4
			40	15	11	H233 - 41 ... - 534N4
			63	22	18,5	H263 - 41 ... - 534N4
SMD modules for basic switch A02						
	Mounting form module for 534N.		H200-B/-D			BFA2 - 534
	N-padlock device 67 x 67 mm, mounting form 534N1 Escutcheon black, padlockable handle black		H200-B/-D			2CN1
N-padlock device 67 x 67 mm, mounting form 534N4 Escutcheon yellow, padlockable handle red						2CN4
Additional top escutcheon plate						FAZ2 - 8041

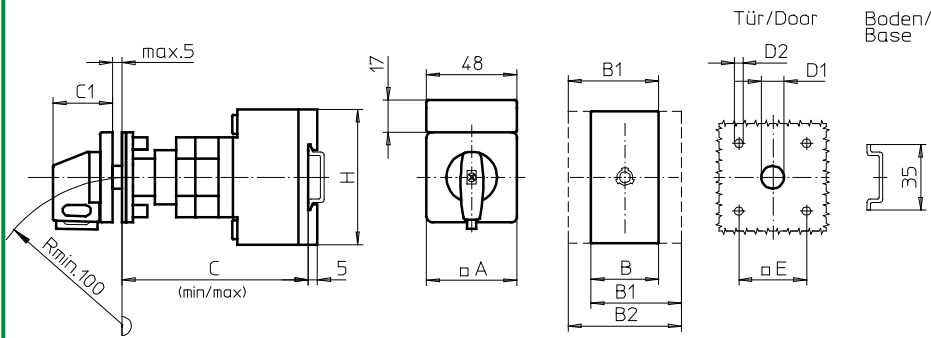
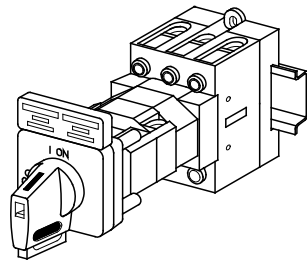
Dimensions (mm)

Product lines	A	B	B1	B2	C _{min}	C _{max}	C1	D1	D2	E	H
H200-B	67	50	69	88	92	107	33	15	4,5	36	72
H200-D	67	72	84	96	100	115	33	15	4,5	36	70

Modular shaft extensions see page B4-11.

Base Mounting Switches

sälzer



Product line
H200-B

Base mounting switch

Door interlock
Modular shaft extension
N/PE connection link

Four hole mounting
36 x 36 mm front

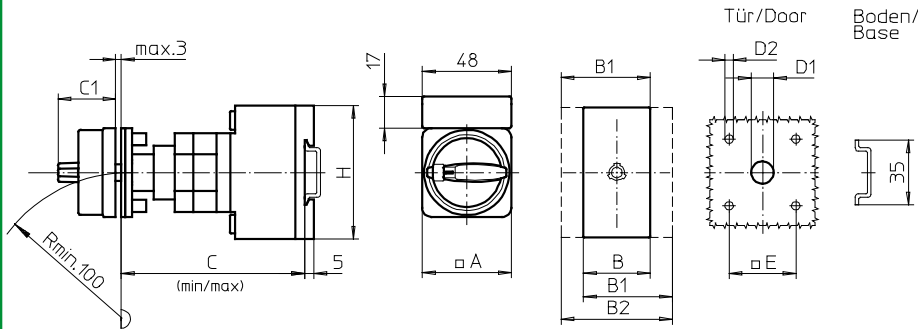
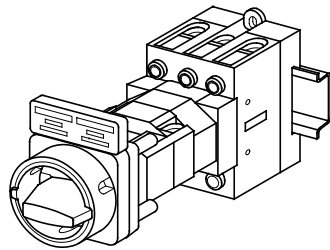
534V1 (IP66)

534V4 (IP66)

Complete switch	Poles	Product lines	Rated data (IEC 60947)			Order code number						
			Operational current I _e	Operational power at 380–440V								
			AC-21A A	AC-23A kW	AC-3 kW							
Main Switches OFF position padlockable 09h	3 ... 4	H200-B	63	22	18,5	H263 - 41 ... - 534V1						
Main/Emergency-Off Switches OFF position padlockable 09h	3 ... 4	H200-B	63	22	18,5	H263 - 41 ... - 534V4						
SMD modules for basic switch A02												
Mounting form module for 534V.			H200-B			BFA2 - 542						
V-operator module 48 x 48 mm, mounting form 534V1 Escutcheon black, handle black Legend plate silver, operator module 534V1			H200-B			2AV1 - 09 FAS2 - 9078						
V-operator module 48 x 48 mm, mounting form 534V4 Escutcheon black, handle red Legend plate yellow, operator module 534V4 Additional top escutcheon plate						2AV4 - 09 FBS2 - 9078 FAZ2 - 8041						
Dimensions (mm)												
Product line	A	B	B1	B2	Cmin	Cmax	C1	D1	D2	E	H	
H200-B	48	50	69	88	92	107	32	12	4,5	36	72	
Modular shaft extensions see page B4-11.												

Base Mounting Switches

sälzer



Product line
H200-B

Base mounting switch

Door interlock
Modular shaft extension
N/PE connection link

Four hole mounting
36 x 36 mm front

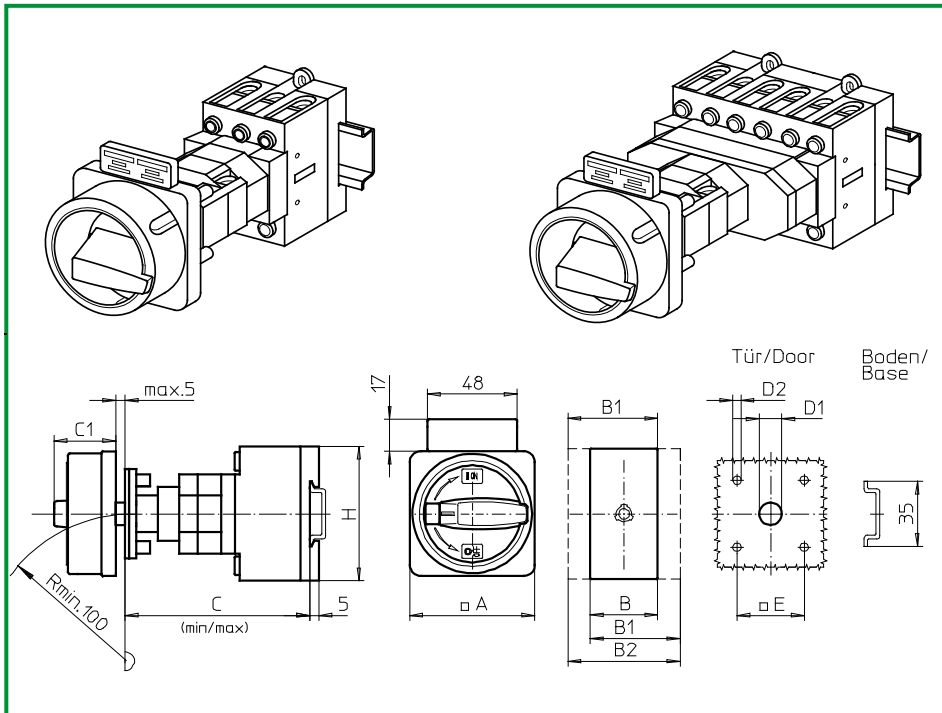
535M1 (IP66)

535M4 (IP66)

Complete switch	Poles	Product lines	Rated data (IEC 60947)			Order code number						
			Operational current I _e	Operational power at 380–440V								
			AC-21A A	AC-23A kW	AC-3 kW							
Main Switches OFF position padlockable 09h	3 ... 4	H200-B	63	22	18,5	H263 - 41 ... - 535M1						
Main/Emergency-Off Switches OFF position padlockable 09h	3 ... 4	H200-B	63	22	18,5	H263 - 41 ... - 535M4						
SMD modules for basic switch A02												
Mounting form module for 535M.			H200-B			BFA2 - 542						
M-padlock device 48 x 48 mm, mounting form 535M1 Escutcheon black, padlockable handle black			H200-B			2BM1						
M-padlock device 48 x 48 mm, mounting form 535M4 Escutcheon yellow, padlockable handle red						2BM4						
Additional top escutcheon plate						FAZ2 - 8041						
Dimensions (mm)												
Product line	A	B	B1	B2	Cmin	Cmax	C1	D1	D2	E	H	
H200-B	48	50	69	88	92	107	31	12	4,5	36	72	
Modular shaft extensions see page B4-11.												

Base Mounting Switches

sälzer



Product lines
H200-B/-D

Base mounting switch
Operator module of next size

Door interlock
Modular shaft extension
N/PE connection link

Four hole mounting
48 x 48 mm front

538M1 (IP66)

538M4 (IP66)

Complete switch	Poles	Product lines	Rated data (IEC 60947)			Order code number
			Operational current I_e	Operational power at 380–440V		
			AC-21A A	AC-23A kW	AC-3 kW	
Main Switches OFF position padlockable 09h	6 ... 8	H200-D	20	5,5	3,7	H216 - 41 ... - 538M1
			25	7,5	5,5	H220 - 41 ... - 538M1
			32	11	7,5	H226 - 41 ... - 538M1
			40	15	11	H233 - 41 ... - 538M1
			63	22	18,5	H263 - 41 ... - 538M1
Main/Emergency-Off Switches OFF position padlockable 09h	3 ... 8	H200-D	20	5,5	3,7	H216 - 41 ... - 538M4
			25	7,5	5,5	H220 - 41 ... - 538M4
			32	11	7,5	H226 - 41 ... - 538M4
			40	15	11	H233 - 41 ... - 538M4
			63	22	18,5	H263 - 41 ... - 538M4

SMD modules for basic switch A02

Mounting form module for 538M.	H200-B/-D	BFA2 - 538
M-padlock device 67 x 67 mm, mounting form 538M1 Escutcheon black, padlockable handle black	H200-A/-B/-D	4BM1
M-padlock device 67 x 67 mm, mounting form 538M4 Escutcheon yellow, padlockable handle red		4BM4
Additional top escutcheon plate		FAZ2 - 8041

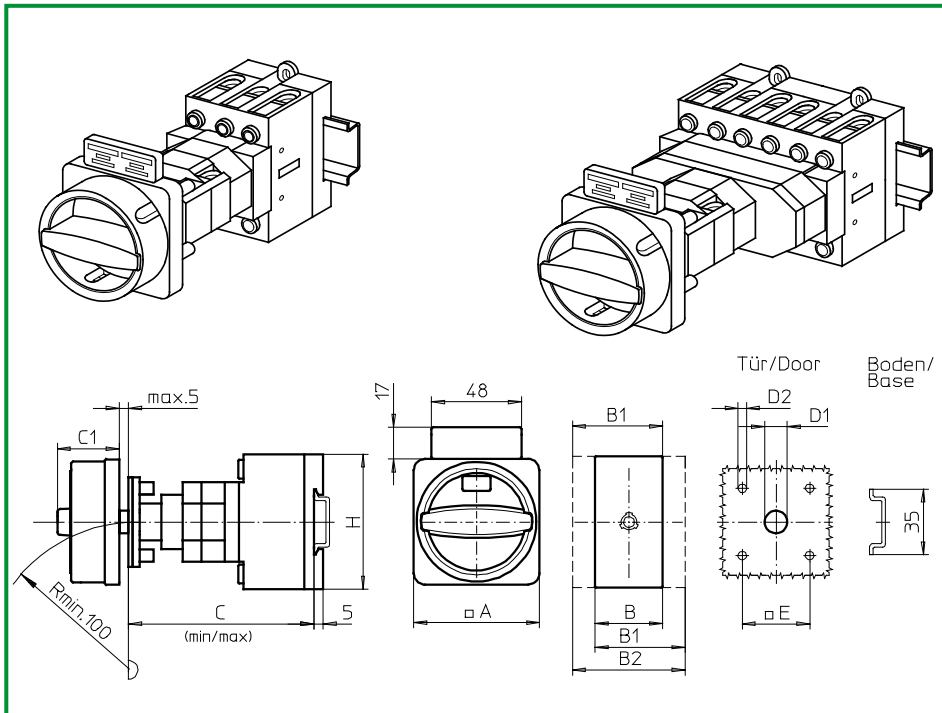
Dimensions (mm)

Product lines	A	B	B1	B2	Cmin	Cmax	C1	D1	D2	E	H
H200-B	67	50	69	88	92	107	38	15	5	48	72
H200-D	67	72	84	96	100	115	38	15	5	48	70

Modular shaft extensions see page B4-11.

Base Mounting Switches

sälzer



Product lines
H200-B/-D

Base mounting switch
Operator module of next size

Door interlock
Modular shaft extension
N/PE connection link

Four hole mounting
48 x 48 mm front

538N1 (IP66)
538N4 (IP66)

Complete switch	Poles	Product lines	Rated data (IEC 60947)			Order code number
			Operational current I _e	Operational power at 380–440V		
			AC-21A A	AC-23A kW	AC-3 kW	
Main Switches OFF position padlockable 12h	6 ... 8	H200 -D	20	5,5	3,7	H216 - 41 ... - 538N1
			25	7,5	5,5	H220 - 41 ... - 538N1
			32	11	7,5	H226 - 41 ... - 538N1
			40	15	11	H233 - 41 ... - 538N1
			63	22	18,5	H263 - 41 ... - 538N1
Main/Emergency-Off Switches OFF position padlockable 12h	6 ... 8	H200-D	20	5,5	3,7	H216 - 41 ... - 538N4
			25	7,5	5,5	H220 - 41 ... - 538N4
			32	11	7,5	H226 - 41 ... - 538N4
			40	15	11	H233 - 41 ... - 538N4
			63	22	18,5	H263 - 41 ... - 538N4

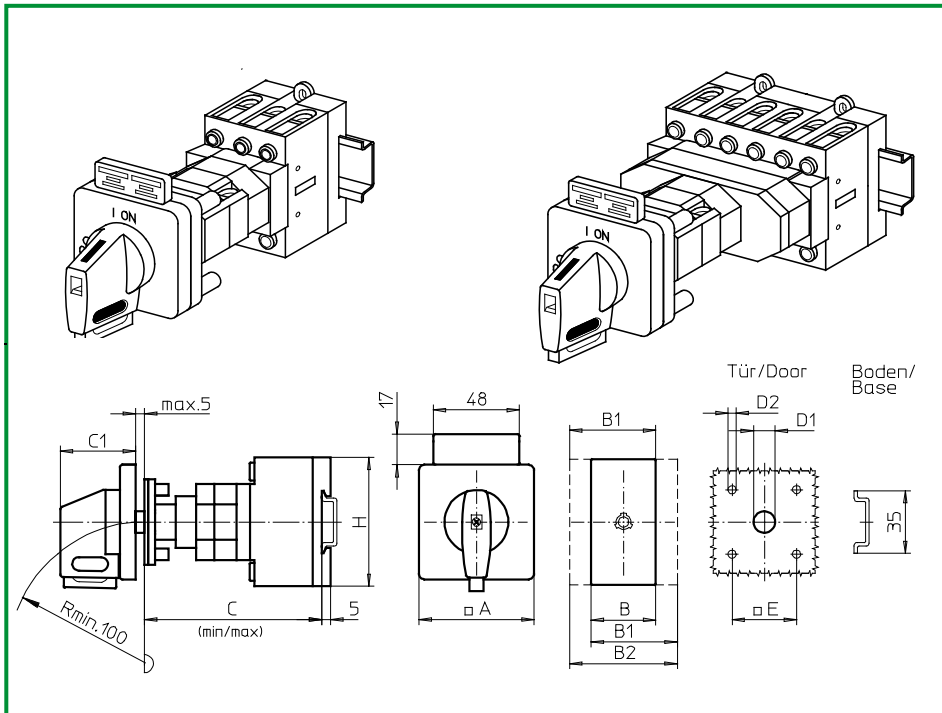
SMD modules for basic switch A02			
Mounting form module for 538M.		H200-B/-D	BFA2 - 538
N-padlock device 67 x 67 mm, mounting form 538N1 Escutcheon black, padlockable handle black		H200-A/-B/-D	4BN1
N-padlock device 67 x 67 mm, mounting form 538N4 Escutcheon yellow, padlockable handle red			4BN4
Additional top escutcheon plate			FAZZ - 8041

Dimensions (mm)											
Product lines	A	B	B1	B2	Cmin	Cmax	C1	D1	D2	E	H
H200-B	67	50	69	88	92	107	33	15	5	48	72
H200-D	67	72	84	96	100	115	33	15	5	48	70

Modular shaft extensions see page B4-11.

Base Mounting Switches

sälzer



Product lines
H200-B/-D

Base mounting switch
Operator module of next size

Door interlock
Modular shaft extension
N/PE connection link

Four hole mounting
48 x 48 mm front

538V1 (IP66)
538V4 (IP66)

Complete switch	Poles	Product lines	Rated data (IEC 60947)			Order code number
			Operational current I _e	Operational power at 380–440V		
			AC-21A A	AC-23A kW	AC-3 kW	
Main Switches OFF position padlockable 09h	6 ... 8	H200-D	20	5,5	3,7	H216 - 41 ... - 538V1
			25	7,5	5,5	H220 - 41 ... - 538V1
			32	11	7,5	H226 - 41 ... - 538V1
			40	15	11	H233 - 41 ... - 538V1
			63	22	18,5	H263 - 41 ... - 538V1
Main/Emergency-Off Switches OFF position padlockable 09h	6 ... 8	H200-D	20	5,5	3,7	H216 - 41 ... - 538V4
			25	7,5	5,5	H220 - 41 ... - 538V4
			32	11	7,5	H226 - 41 ... - 538V4
			40	15	11	H233 - 41 ... - 538V4
			63	22	18,5	H263 - 41 ... - 538V4

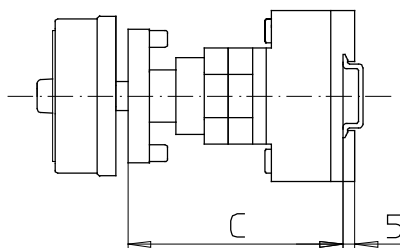
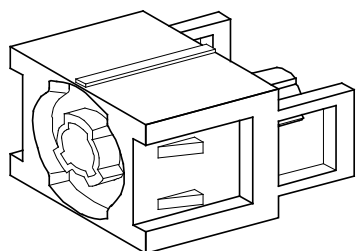
SMD modules for basic switch A02			
Mounting form module for 538V.		H200-B/-D	BFA2 - 548
V-operator module 64 x 64 mm, mounting form 538V1 Escutcheon black, handle black Legend plate silver, operator module 538V1		H200-B/-D	4AV1 - 09 FAS4 - 9078
V-operator module 64 x 64 mm, mounting form 538V4 Escutcheon black, handle red Legend plate yellow, operator module 538V4 Additional top escutcheon plate			4AV4 - 09 FBS4 - 9078 FAZ2 - 8041

Dimensions (mm)											
Product lines	A	B	B1	B2	Cmin	Cmax	C1	D1	D2	E	H
H200-B	64	50	69	88	92	107	39	15	5	48	72
H200-D	64	72	84	96	100	115	39	15	5	48	70

Modular shaft extensions see page B4-11.

Modular shaft extension

sälzer



Product lines
H200-A/-B/-D/-E

Base mounting switch

Door interlock
Modular shaft extension
N/PE connection link

Four hole mounting
Front

AVC2 - .

Modular shaft extensions for use with door interlock

Dimension C (Internal depth, inside of door to top of DIN rail)

Dimension	H200-A/-B	H200-D/-E	No.	Order code number
0	092 . . . 107 mm	100 . . . 115 mm	-	-
1	114 . . . 132 mm	122 . . . 140 mm	1	AVC2 - 1
2	139 . . . 157 mm	147 . . . 165 mm	1	AVC2 - 2
3	164 . . . 182 mm	172 . . . 190 mm	1	AVC2 - 3
4	189 . . . 207 mm	197 . . . 215 mm	1	AVC2 - 4

Base Mounting Switches

sälzer

**Product lines
H200-A/B**

Base mounting switch

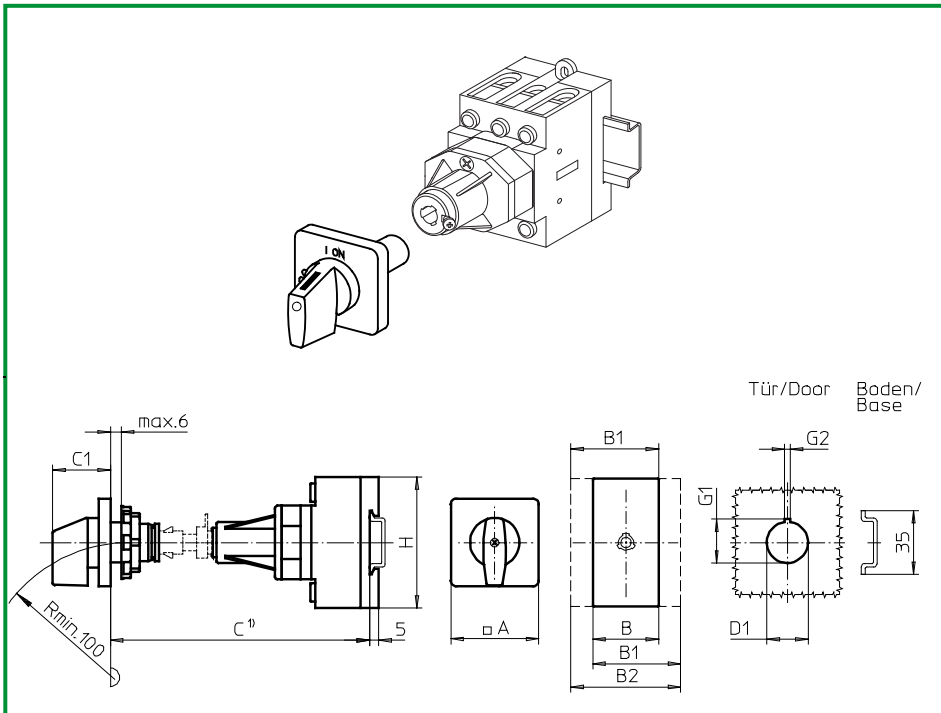
Door clutch

Metal shaft extension
With shaft retaining screw

Single hole mounting

ø 22,5 mm front

262M1 (IP66)



Complete switch	Poles	Product lines	Rated data (IEC 60947)			Order code number
			Operational current I _e	Operational power at 380–440V		
			AC-21A A	AC-23A kW	AC-3 kW	
ON-OFF Switches Switching angle 90°	3 ... 4	H200-A	20	5,5	3,7	H216 - 41 ... - 262M1
			25	7,5	5,5	H220 - 41 ... - 262M1
			32	11	7,5	H226 - 41 ... - 262M1
			40	15	11	H233 - 41 ... - 262M1
			63	22	18,5	H263 - 41 ... - 262M1
	3 ... 4	H200-B				

SMD modules for basic switch A02

Mounting form module for 262M1

H200-A
H200-B

BFA2 - 260
BFB2 - 260

M-operator module 48 x 48 mm, mounting form 262M1
Escutcheon black, handle black

H200-A/-B

2LM1

Legend plate silver, operator module 262M1

FAS2 - 9... (FA number)

Dimensions (mm)

Product lines	A	B	B1	B2	C1	D1	G1	G2	H
H200-A	48	36	48	60	32	22,5	24,2	3,2	70
H200-B	48	50	69	88	32	22,5	24,2	3,2	72

Modular shaft extensions see page B5-17.

Base Mounting Switches

sälzer

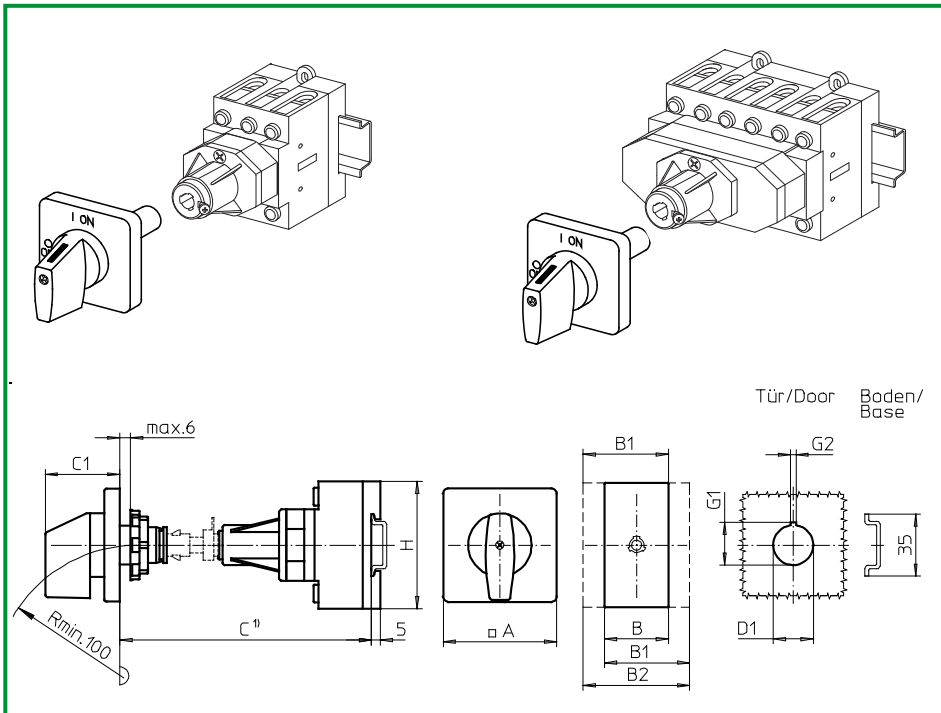
Product lines
H200-A/-B/-D/-E

Base mounting switch
Operator module of next size

Door clutch
Metal shaft extension
With shaft retaining screw

Single hole mounting
ø 22,5 mm front

264M1 (IP66)



Complete switch	Poles	Product lines	Rated data (IEC 60947)			Order code number
			Operational current I _e	Operational power at 380–440V		
			AC-21A A	AC-23A kW	AC-3 kW	
ON-OFF Switches Switching angle 90°	3 ... 8	H200-A/-D	20	5,5	3,7	H216 - 41 ... - 264M1
			25	7,5	5,5	H220 - 41 ... - 264M1
			32	11	7,5	H226 - 41 ... - 264M1
			40	15	11	H233 - 41 ... - 264M1
			63	22	18,5	H263 - 41 ... - 264M1
Changeover with OFF Switching angle 90°	3 ... 4	H200-E	20	5,5	3,7	H216 - 71 ... - 264M1
			25	7,5	5,5	H220 - 71 ... - 264M1
			32	11	7,5	H226 - 71 ... - 264M1
			40	22	18,5	H233 - 71 ... - 264M1

SMD modules for basic switch A02		
Mounting form module for 264M1	H200-A H200-B/-D H200-E	BFA2 - 260 BFB2 - 260 BFC2 - 260
M-operator module 64 × 64 mm, mounting form 264M1 Escutcheon black, handle black	H200-A/-B/-D/-E	2NM1
Legend plate silver, operator module 264M1		FAS4 - 9... (FA number)

Dimensions (mm)									
Product lines	A	B	B1	B2	C1	D1	G1	G2	H
H200-A	64	36	48	60	39	22,5	24,2	3,2	70
H200-B	64	50	69	88	39	22,5	24,2	3,2	72
H200-D	64	72	84	96	39	22,5	24,2	3,2	70
H200-E	64	72	84	96	39	22,5	24,2	3,2	70

Modular shaft extensions see page B5-17.

Base Mounting Switches

sälzer

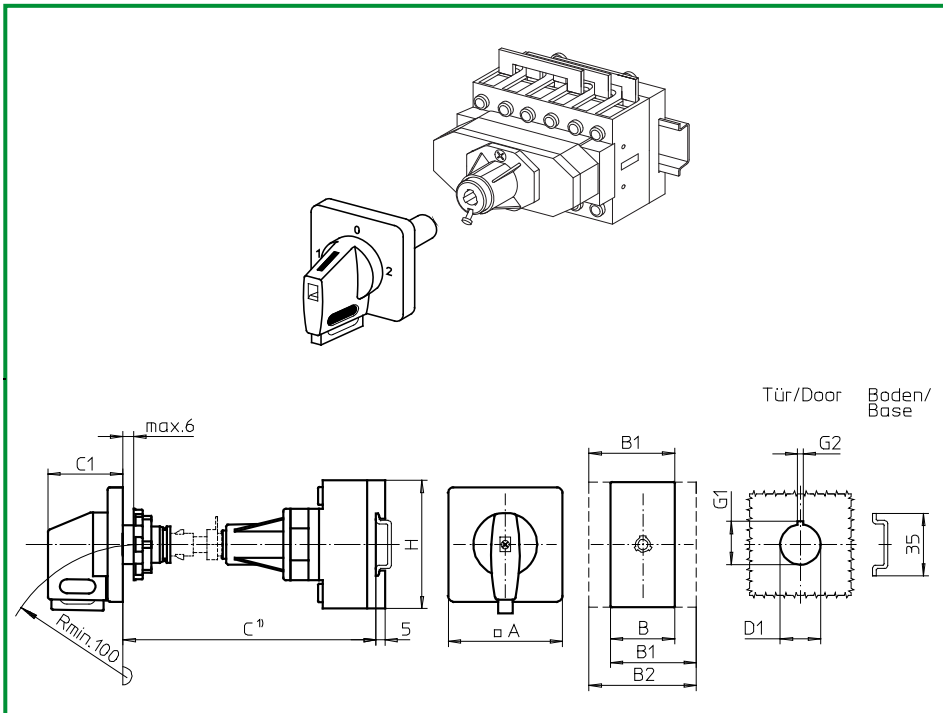
Product line
H200-E

Base mounting switch
Operator module of next size

Door clutch
Metal shaft extension
With shaft retaining screw

Single hole mounting
ø 22,5 mm front

264V1 (IP66)
270V1 (IP66)



Complete switch	Poles	Product lines	Rated data (IEC 60947)			Order code number
			Operational current I _e	Operational power at 380–440V		
			AC-21A A	AC-23A kW	AC-3 kW	
Changeover with OFF Switching angle 90° OFF position padlockable 12h	3 ... 4	H200-E	20	5,5	3,7	H216 - 71 ... - 264V1
			25	7,5	5,5	H220 - 71 ... - 264V1
			32	11	7,5	H226 - 71 ... - 264V1
			40	15	11	H233 - 71 ... - 264V1
Changeover with OFF Switching angle 90° 3 positions padlockable (09h/12h/03h)	3 ... 4	H200-E	20	5,5	3,7	H216 - 71 ... - 270V1
			25	7,5	5,5	H220 - 71 ... - 270V1
			32	11	7,5	H226 - 71 ... - 270V1
			40	15	11	H233 - 71 ... - 270V1

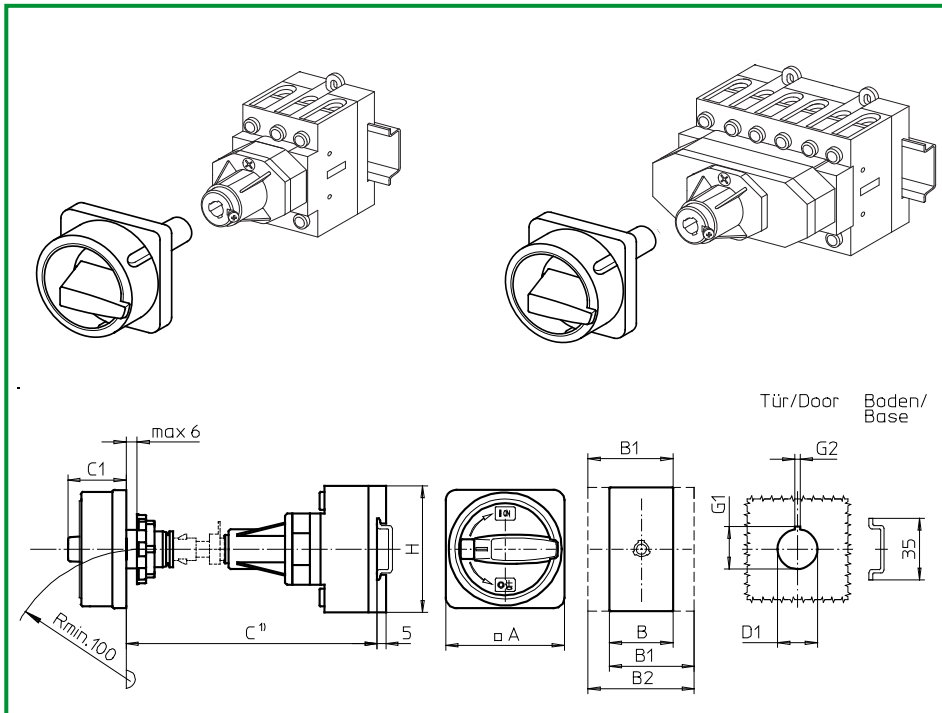
SMD modules for basic switch A02		
Mounting form module for 264V1/270V1	H200-E	BFC2 - 260
V-operator module 64 × 64 mm, mounting form 264V1 Escutcheon black, handle black		2NV1 - 12
V-operator module 64 × 64 mm, mounting form 270V1 Escutcheon black, handle black		2NV1 - 99
Legend plate silver, operator modules 264V1/270V1		FAS4 - 9... (FA number)

Dimensions (mm)									
Product line	A	B	B1	B2	C1	D1	G1	G2	H
H200-E	64	72	84	96	39	22,5	24,2	3,2	70

Modular shaft extensions see page B5-17.

Base Mounting Switches

sälzer



**Product lines
H200-A/-B/-D**

Base mounting switch

Door clutch

Metal shaft extension
With shaft retaining screw

Single hole mounting

ø 22,5 mm front

260M1 (IP66)

260M4 (IP66)

Complete switch	Poles	Product lines	Rated data (IEC 60947)			Order code number
			Operational current I _e	Operational power at 380–440V		
			AC-21A A	AC-23A kW	AC-3 kW	
Main Switches OFF position padlockable 09h	3 ... 8	H200-A/-D	20	5,5	3,7	H216 - 41 ... - 260M1
			25	7,5	5,5	H220 - 41 ... - 260M1
			32	11	7,5	H226 - 41 ... - 260M1
			40	15	11	H233 - 41 ... - 260M1
			63	22	18,5	H263 - 41 ... - 260M1
Main/Emergency-Off Switches OFF position padlockable 09h	3 ... 8	H200-A/-D	20	5,5	3,7	H216 - 41 ... - 260M4
			25	7,5	5,5	H220 - 41 ... - 260M4
			32	11	7,5	H226 - 41 ... - 260M4
			40	15	11	H233 - 41 ... - 260M4
			63	22	18,5	H263 - 41 ... - 260M4
	3 ... 4	H200-B				

SMD modules for basic switch A02

Mounting form module for 260M.

H200-A
H200-B/-D

BFA2 - 260
BFB2 - 260

M-padlock device 67 × 67 mm, mounting form 260M1
Escutcheon black, padlockable handle black

H200-A/-B/-D

2GM1

M-padlock device 67 × 67 mm, mounting form 260M4
Escutcheon yellow, padlockable handle red

2GM4

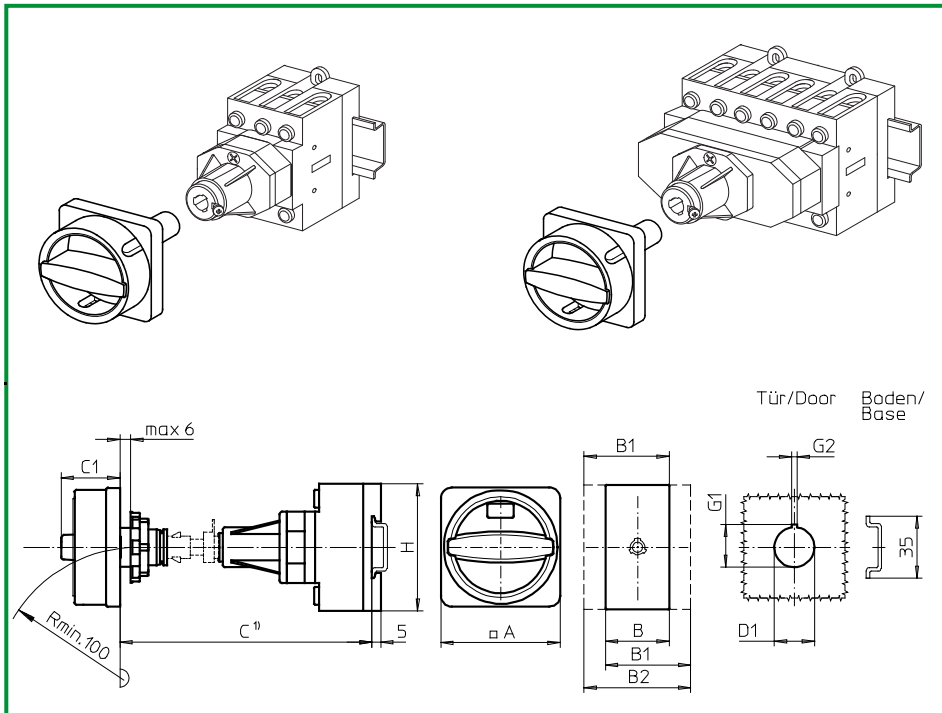
Dimensions (mm)

Product lines	A	B	B1	B2	C1	D1	G1	G2	H
H200-A	67	36	48	60	38	22,5	24,2	3,2	70
H200-B	67	50	69	88	38	22,5	24,2	3,2	72
H200-D	67	72	84	96	38	22,5	24,2	3,2	70

Modular shaft extensions see page B5-17.

Base Mounting Switches

sälzer



**Product lines
H200-A/-B/-D**

Base mounting switch

Door clutch

Metal shaft extension
With shaft retaining screw

Single hole mounting

ø 22,5 mm front

260N1 (IP66)

260N4 (IP66)

Complete switch	Poles	Product lines	Rated data (IEC 60947)			Order code number
			Operational current I _e	Operational power at 380–440V		
			AC-21A A	AC-23A kW	AC-3 kW	
Main Switches OFF position padlockable 12h	3 ... 8	H200-A/-D	20	5,5	3,7	H216 - 41 ... - 260N1
			25	7,5	5,5	H220 - 41 ... - 260N1
			32	11	7,5	H226 - 41 ... - 260N1
			40	15	11	H233 - 41 ... - 260N1
			63	22	18,5	H263 - 41 ... - 260N1
Main/Emergency-Off Switches OFF position padlockable 12h	3 ... 8	H200-A/-D	20	5,5	3,7	H216 - 41 ... - 260N4
			25	7,5	5,5	H220 - 41 ... - 260N4
			32	11	7,5	H226 - 41 ... - 260N4
			40	15	11	H233 - 41 ... - 260N4
			63	22	18,5	H263 - 41 ... - 260N4
	3 ... 4	H200-B				

SMD modules for basic switch A02		
Mounting form module for 260N.	H200-A H200-B/-D	BFA2 - 260 BFB2 - 260
N-padlock device 67 × 67 mm, mounting form 260N1 Escutcheon black, padlockable handle black	H200-A/-B/-D	2GN1
N-padlock device 67 × 67 mm, mounting form 260N4 Escutcheon yellow, padlockable handle red		2GN4

Dimensions (mm)									
Product lines	A	B	B1	B2	C1	D1	G1	G2	H
H200-A	67	36	48	60	33	22,5	24,2	3,2	70
H200-B	67	50	69	88	33	22,5	24,2	3,2	72
H200-D	67	72	84	96	33	22,5	24,2	3,2	70

Modular shaft extensions see page B5-17.

Base Mounting Switches

sälzer

**Product lines
H200-A/-B**

Base mounting switch

Door clutch

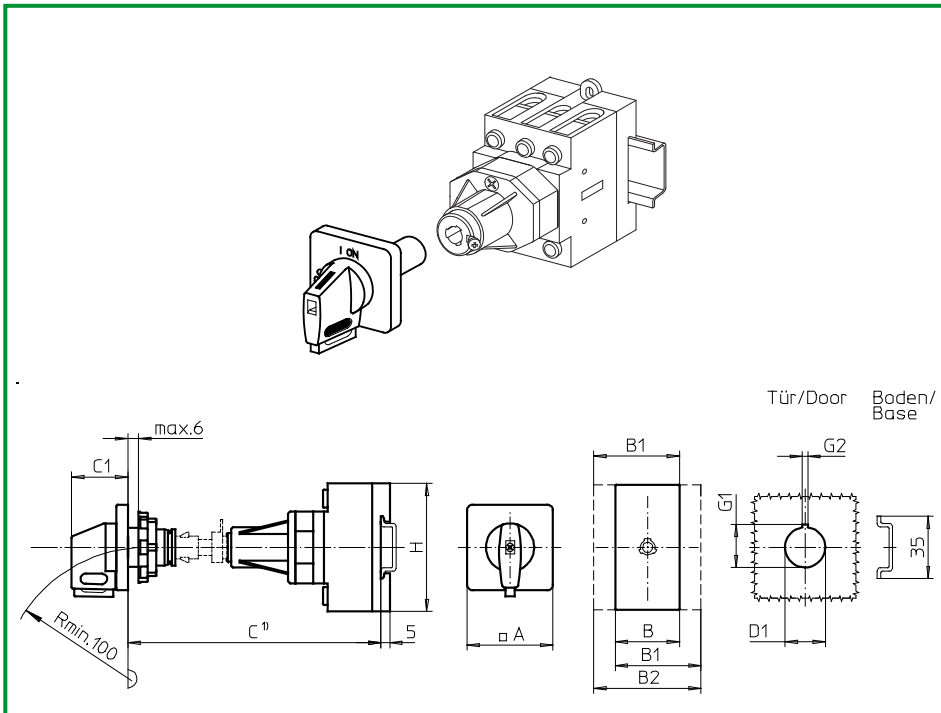
Metal shaft extension
With shaft retaining screw

Single hole mounting

∅ 22,5 mm front

260V1 (IP66)

260V4 (IP66)



Complete switch	Poles	Product lines	Rated data (IEC 60947)			Order code number
			Operational current I _e	Operational power at 380–440V		
			AC-21A A	AC-23A kW	AC-3 kW	
Main Switches OFF position padlockable 09h	3 ... 4	H200-A	20	5,5	3,7	H216 - 41 ... - 260V1
			25	7,5	5,5	H220 - 41 ... - 260V1
			32	11	7,5	H226 - 41 ... - 260V1
			40	15	11	H233 - 41 ... - 260V1
			63	22	18,5	H263 - 41 ... - 260V1
Main/Emergency-Off Switches OFF position padlockable 09h	3 ... 4	H200-A	20	5,5	3,7	H216 - 41 ... - 260V4
			25	7,5	5,5	H220 - 41 ... - 260V4
			32	11	7,5	H226 - 41 ... - 260V4
			40	15	11	H233 - 41 ... - 260V4
			63	22	18,5	H263 - 41 ... - 260V4
SMD modules for basic switch A02			H200-A			BFA2 - 260
			H200-B			BFB2 - 260
			H200-A/-B			2LV1 - 09
						FAS2 - 9078
						2LV4 - 09
					FBS2 - 9078	

SMD modules for basic switch A02											
Mounting form module for 260V.										H200-A H200-B	BFA2 - 260 BFB2 - 260
V-operator module 48 × 48 mm, mounting form 260V1 Escutcheon black, handle black										H200-A/-B	2LV1 - 09
Legend plate silver, operator module 260V1											FAS2 - 9078
V-operator module 48 × 48 mm, mounting form 260V4 Escutcheon black, handle red											2LV4 - 09
Legend plate yellow, operator module 260V4											FBS2 - 9078

Dimensions (mm)									
Product lines	A	B	B1	B2	C1	D1	G1	G2	H
H200-A	48	36	48	60	32	22,5	24,2	3,2	70
H200-B	48	50	69	88	32	22,5	24,2	3,2	72

Modular shaft extensions see page B5-17.

Base Mounting Switches

sälzer

**Product lines
H200-A/-B**

Base mounting switch

Door clutch

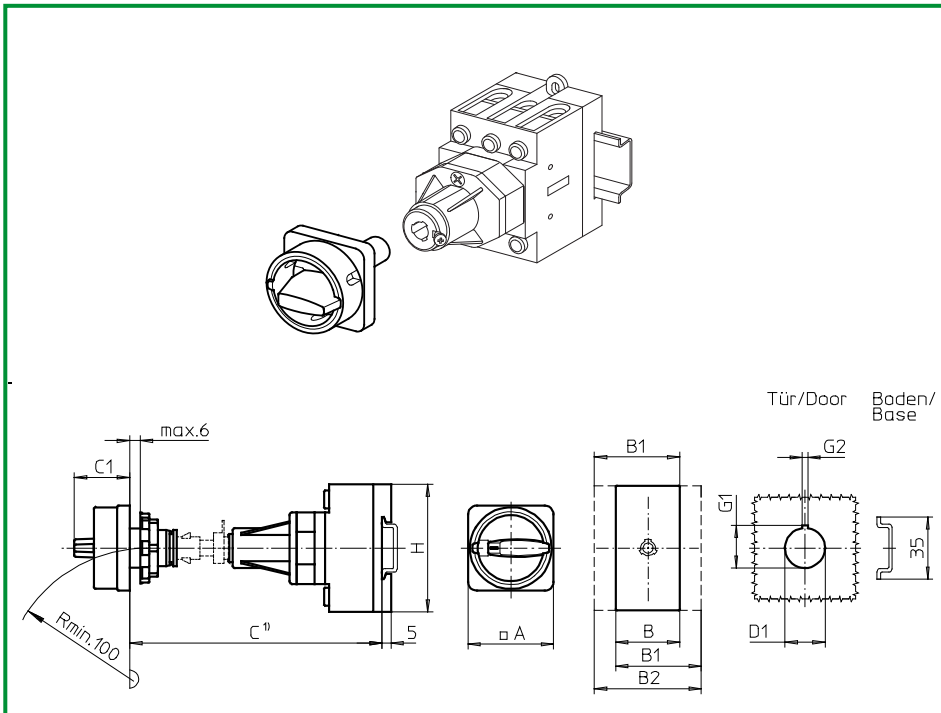
Metal shaft extension
With shaft retaining screw

Single hole mounting

ø 22,5 mm front

266M1 (IP66)

266M4 (IP66)



Complete switch	Poles	Product lines	Rated data (IEC 60947)			Order code number
			Operational current I _e	Operational power at 380–440V		
			AC-21A A	AC-23A kW	AC-3 kW	
Main Switches OFF position padlockable 09h	3 ... 4	H200-A	20	5,5	3,7	H216 - 41 ... - 266M1
			25	7,5	5,5	H220 - 41 ... - 266M1
			32	11	7,5	H226 - 41 ... - 266M1
			40	15	11	H233 - 41 ... - 266M1
			63	22	18,5	H263 - 41 ... - 266M1
Main/Emergency-Off Switches OFF position padlockable 09h	3 ... 4	H200-A	20	5,5	3,7	H216 - 41 ... - 266M4
			25	7,5	5,5	H220 - 41 ... - 266M4
			32	11	7,5	H226 - 41 ... - 266M4
			40	15	11	H233 - 41 ... - 266M4
			63	22	18,5	H263 - 41 ... - 266M4
SMD modules for basic switch A02			H200-A			BFA2 - 260
			H200-B			BFB2 - 260
			H200-A/-B			2MM1
						2MM4

SMD modules for basic switch A02

Mounting form module for 266M.

H200-A
H200-B
H200-A/-B

BFA2 - 260
BFB2 - 260

M-padlock device 48 x 48 mm, mounting form 266M1
Escutcheon black, padlockable handle black

2MM1

M-padlock device 48 x 48 mm, mounting form 266M4
Escutcheon yellow, padlockable handle red

2MM4

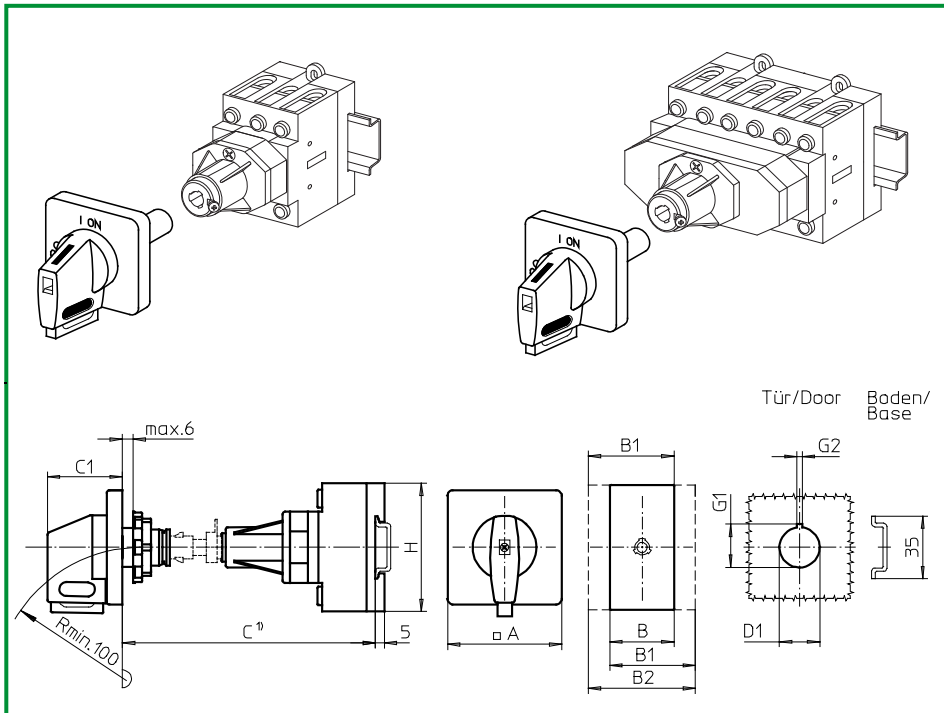
Dimensions (mm)

Product lines	A	B	B1	B2	C1	D1	G1	G2	H
H200-A	48	36	48	60	31	22,5	24,2	3,2	70
H200-B	48	50	69	88	31	22,5	24,2	3,2	72

Modular shaft extensions see page B5-17.

Base Mounting Switches

sälzer



**Product lines
H200-A/-B/-D**

Base mounting switch
Operator module of next size

Door clutch
Metal shaft extension
With shaft retaining screw

Single hole mounting
ø 22,5 mm front

268V1 (IP66)
268V4 (IP66)

Complete switch	Poles	Product lines	Rated data (IEC 60947)			Order code number
			Operational current I _e	Operational power at 380–440V		
			AC-21A A	AC-23A kW	AC-3 kW	
Main Switches OFF position padlockable 09h	3 ... 8	H200-A/-D	20	5,5	3,7	H216 - 41 ... - 268V1
			25	7,5	5,5	H220 - 41 ... - 268V1
			32	11	7,5	H226 - 41 ... - 268V1
			40	15	11	H233 - 41 ... - 268V1
			63	22	18,5	H263 - 41 ... - 268V1
Main/Emergency-Off Switches OFF position padlockable 09h	3 ... 8	H200-A/-D	20	5,5	3,7	H216 - 41 ... - 268V4
			25	7,5	5,5	H220 - 41 ... - 268V4
			32	11	7,5	H226 - 41 ... - 268V4
			40	15	11	H233 - 41 ... - 268V4
			63	22	18,5	H263 - 41 ... - 268V4
	3 ... 4	H200-B				

SMD modules for basic switch A02		
Mounting form module for 268V.	H200-A H200-B/-D	BFA2 - 260 BFB2 - 260
V-operator module 64 × 64 mm, mounting form 268V1 Escutcheon black, handle black	H200-A/-B/-D	2NV1 - 09
Legend plate silver, operator module 268V1		FAS4 - 9078
V-operator module 64 × 64 mm, mounting form 268V4 Escutcheon black, handle red		2NV4 - 09
Legend plate yellow, operator module 268V4		FBS4 - 9078

Dimensions (mm)									
Product lines	A	B	B1	B2	C1	D1	G1	G2	H
H200-A	64	36	48	60	39	22,5	24,2	3,2	70
H200-B	64	50	69	88	39	22,5	24,2	3,2	72
H200-D	64	72	84	96	39	22,5	24,2	3,2	70

Modular shaft extensions see page B5-17.

Base Mounting Switches

sälzer

**Product lines
H200-A/-B**

Base mounting switch

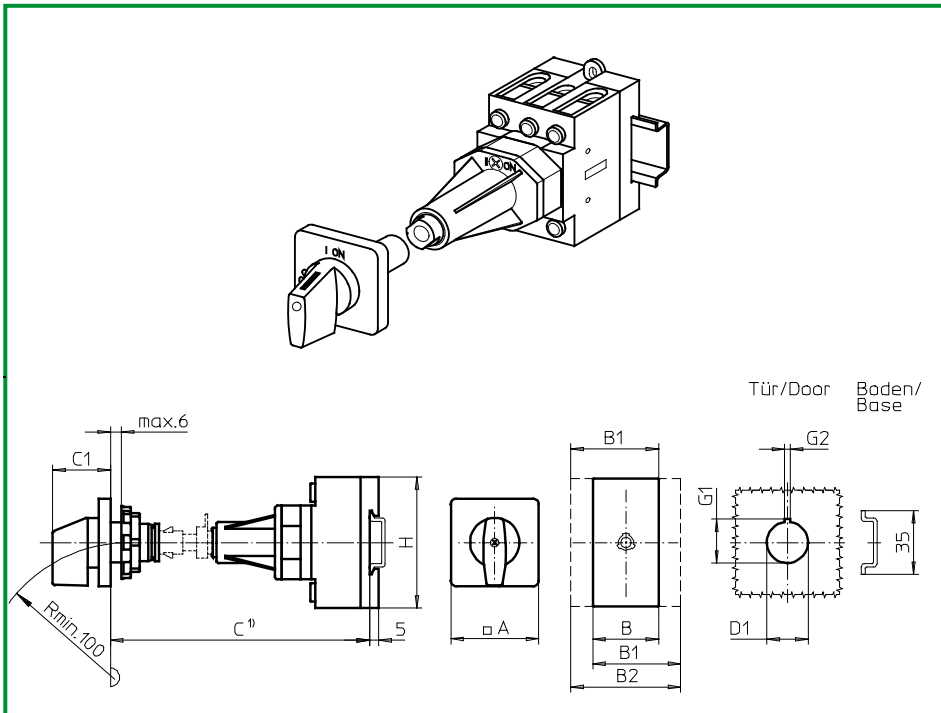
Door clutch

Metal shaft extension
With shaft retaining bush

Single hole mounting

∅ 22,5 mm front

282M1 (IP66)



Complete switch	Poles	Product lines	Rated data (IEC 60947)			Order code number
			Operational current I _e	Operational power at 380–440V		
			AC-21A A	AC-23A kW	AC-3 kW	
ON-OFF Switches Switching angle 90°	3 ... 4	H200-A	20	5,5	3,7	H216 - 41 ... - 282M1
			25	7,5	5,5	H220 - 41 ... - 282M1
			32	11	7,5	H226 - 41 ... - 282M1
	40	15	11	H233 - 41 ... - 282M1		
	3 ... 4	H200-B	63	22	18,5	H263 - 41 ... - 282M1

SMD modules for basic switch A02

Mounting form module for 282M1

H200-A
H200-B

BFA2 - 280
BFB2 - 280

M-operator module 48 x 48 mm, mounting form 282M1
Escutcheon black, handle black

H200-A/-B

2LM1

Legend plate silver, operator module 282M1

FAS2 - 9... (FA number)

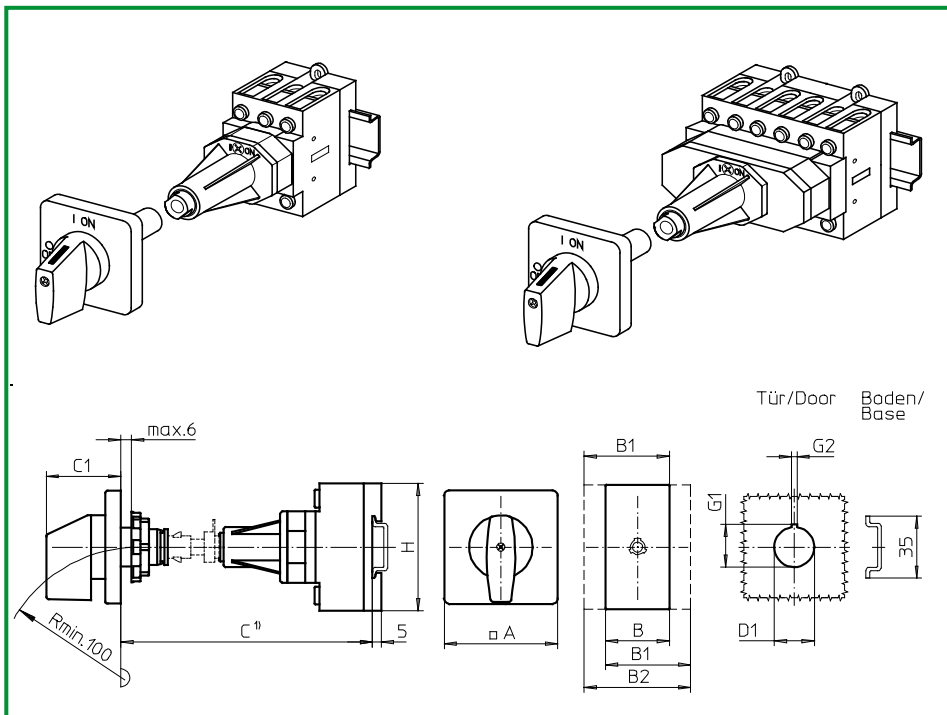
Dimensions (mm)

Product lines	A	B	B1	B2	C1	D1	G1	G2	H
H200-A	48	36	48	60	32	22,5	24,2	3,2	70
H200-B	48	50	69	88	32	22,5	24,2	3,2	72

Modular shaft extensions see page B5-17.

Base Mounting Switches

sälzer



Product lines
H200-A/-B/-D/-E

Base mounting switch
Operator module of next size

Door clutch
Metal shaft extension
With shaft retaining bush

Single hole mounting
ø 22,5 mm front

284M1 (IP66)

Complete switch	Poles	Product lines	Rated data (IEC 60947)			Order code number
			Operational current I _e	Operational power at 380–440V		
			AC-21A A	AC-23A kW	AC-3 kW	
ON-OFF Switches Switching angle 90°	3 ... 8	H200-A/-D	20	5,5	3,7	H216 - 41 ... - 284M1
			25	7,5	5,5	H220 - 41 ... - 284M1
			32	11	7,5	H226 - 41 ... - 284M1
			40	15	11	H233 - 41 ... - 284M1
	3 ... 4	H200-B	63	22	18,5	H263 - 41 ... - 284M1
Changeover with OFF Switching angle 90°	3 ... 4	H200-E	20	5,5	3,7	H216 - 71 ... - 284M1
			25	7,5	5,5	H220 - 71 ... - 284M1
			32	11	7,5	H226 - 71 ... - 284M1
			40	22	18,5	H233 - 71 ... - 284M1

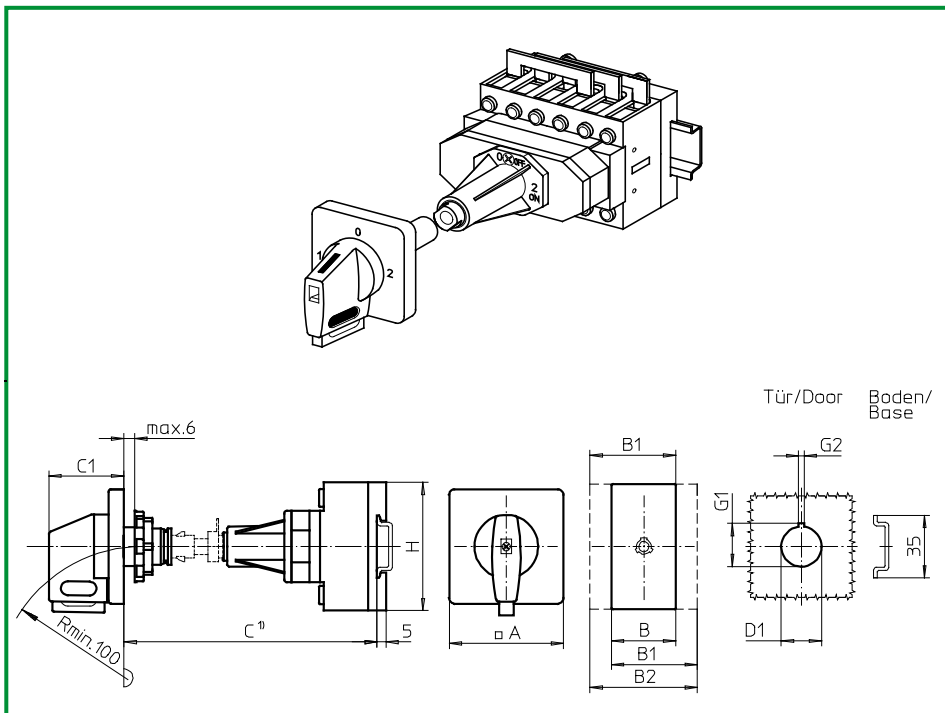
SMD modules for basic switch A02		
Mounting form module for 284M1	H200-A H200-B/-D H200-E	BFA2 - 280 BFB2 - 280 BFC2 - 280
M-operator module 64 × 64 mm, mounting form 284M1 Escutcheon black, handle black	H200-A/-B/-D/-E	2NM1
Legend plate silver, operator module 284M1		FAS4 - 9... (FA number)

Dimensions (mm)									
Product lines	A	B	B1	B2	C1	D1	G1	G2	H
H200-A	64	36	48	60	39	22,5	24,2	3,2	70
H200-B	64	50	69	88	39	22,5	24,2	3,2	72
H200-D	64	72	84	96	39	22,5	24,2	3,2	70
H200-E	64	72	84	96	39	22,5	24,2	3,2	70

Modular shaft extensions see page B5-17.

Base Mounting Switches

sälzer



Product line
H200-E

Base mounting switch
Operator module of next size

Door clutch
Metal shaft extension
With shaft retaining bush

Single hole mounting
ø 22,5 mm front

284V1 (IP66)

290V1 (IP66)

Complete switch	Poles	Product lines	Rated data (IEC 60947)			Order code number
			Operational current I _e	Operational power at 380–440V		
			AC-21A A	AC-23A kW	AC-3 kW	
Changeover with OFF Switching angle 90° OFF position padlockable 12h	3 ... 4	H200-E	20	5,5	3,7	H216 - 71 ... - 284V1
			25	7,5	5,5	H220 - 71 ... - 284V1
			32	11	7,5	H226 - 71 ... - 284V1
			40	15	11	H233 - 71 ... - 284V1
Changeover with OFF Switching angle 90° 3 positions padlockable (09h/12h/03h)	3 ... 4	H200-E	20	5,5	3,7	H216 - 71 ... - 290V1
			25	7,5	5,5	H220 - 71 ... - 290V1
			32	11	7,5	H226 - 71 ... - 290V1
			40	15	11	H233 - 71 ... - 290V1

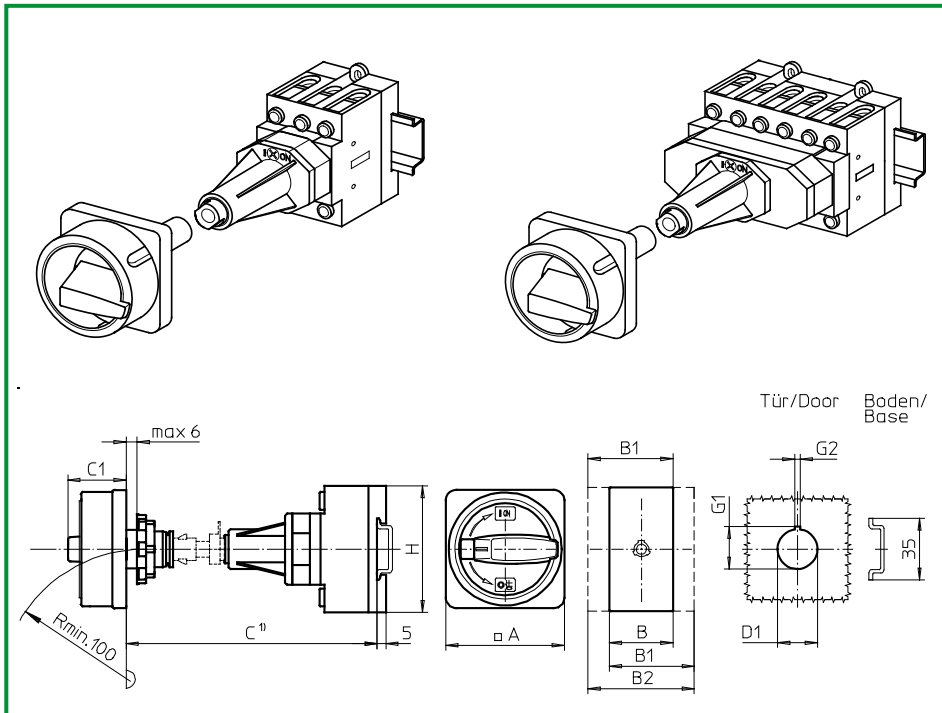
SMD modules for basic switch A02			
Mounting form module for 284V1/290V1		H200-E	BFC2 - 280
V-operator module 64 × 64 mm, mounting form 284V1 Escutcheon black, handle black			2NV1 - 12
V-operator module 64 × 64 mm, mounting form 290V1 Escutcheon black, handle black			2NV1 - 99
Legend plate silver, operator modules 284V1/290V1			FAS4 - 9... (FA number)

Dimensions (mm)									
Product line	A	B	B1	B2	C1	D1	G1	G2	H
H200-E	64	72	84	96	39	22,5	24,2	3,2	70

Modular shaft extensions see page B5-17.

Base Mounting Switches

sälzer



**Product lines
H200-A/-B/-D**

Base mounting switch

Door clutch

Metal shaft extension
With shaft retaining bush

Single hole mounting

ø 22,5 mm front

280M1 (IP66)

280M4 (IP66)

Complete switch	Poles	Product lines	Rated data (IEC 60947)			Order code number
			Operational current I _e	Operational power at 380–440V		
			AC-21A A	AC-23A kW	AC-3 kW	
Main Switches OFF position padlockable 09h	3 ... 8	H200-A/-D	20	5,5	3,7	H216 - 41 ... - 280M1
			25	7,5	5,5	H220 - 41 ... - 280M1
			32	11	7,5	H226 - 41 ... - 280M1
			40	15	11	H233 - 41 ... - 280M1
			63	22	18,5	H263 - 41 ... - 280M1
Main/Emergency-Off Switches OFF position padlockable 09h	3 ... 8	H200-A/-D	20	5,5	3,7	H216 - 41 ... - 280M4
			25	7,5	5,5	H220 - 41 ... - 280M4
			32	11	7,5	H226 - 41 ... - 280M4
			40	15	11	H233 - 41 ... - 280M4
			63	22	18,5	H263 - 41 ... - 280M4
	3 ... 4	H200-B				

SMD modules for basic switch A02

Mounting form module for 280M.

H200-A
H200-B/-D

BFA2 - 280
BFB2 - 280

M-padlock device 67 × 67 mm, mounting form 280M1
Escutcheon black, padlockable handle black

H200-A/-B/-D

2GM1

M-padlock device 67 × 67 mm, mounting form 280M4
Escutcheon yellow, padlockable handle red

2GM4

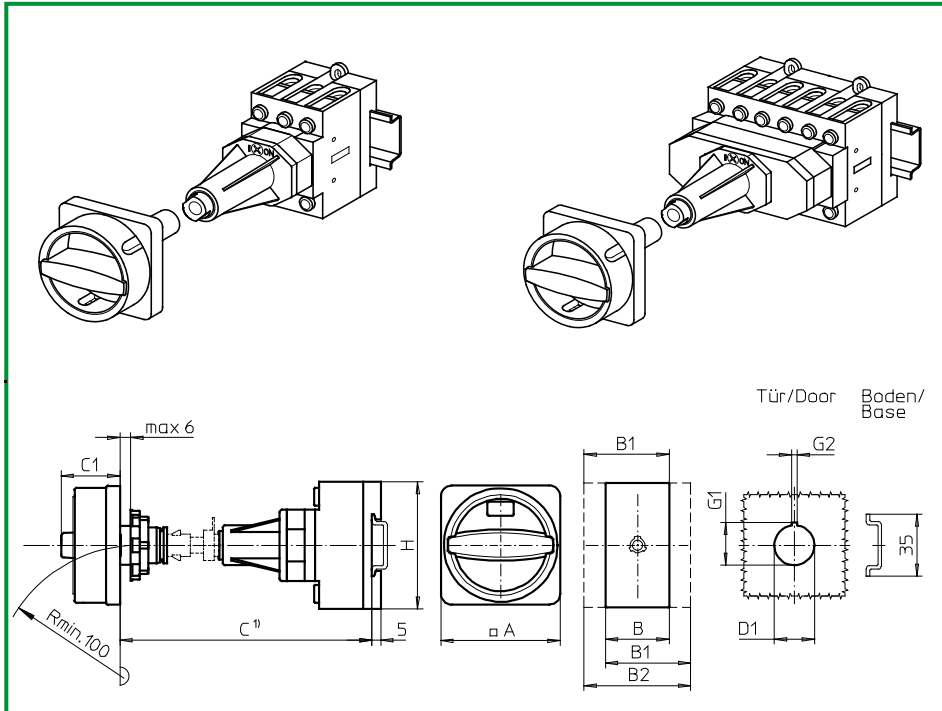
Dimensions (mm)

Product lines	A	B	B1	B2	C1	D1	G1	G2	H
H200-A	67	36	48	60	38	22,5	24,2	3,2	70
H200-B	67	50	69	88	38	22,5	24,2	3,2	72
H200-D	67	72	84	96	38	22,5	24,2	3,2	70

Modular shaft extensions see page B5-17.

Base Mounting Switches

sälzer



**Product lines
H200-A/-B/-D**

Base mounting switch

Door clutch

Metal shaft extension
With shaft retaining bush

Single hole mounting

ø 22,5 mm front

280N1 (IP66)

280N4 (IP66)

Complete switch	Poles	Product lines	Rated data (IEC 60947)			Order code number
			Operational current I _e	Operational power at 380–440V		
			AC-21A A	AC-23A kW	AC-3 kW	
Main Switches OFF position padlockable 12h	3 ... 8	H200-A/-D	20	5,5	3,7	H216 - 41 ... - 280N1
			25	7,5	5,5	H220 - 41 ... - 280N1
			32	11	7,5	H226 - 41 ... - 280N1
			40	15	11	H233 - 41 ... - 280N1
			63	22	18,5	H263 - 41 ... - 280N1
Main/Emergency-Off Switches OFF position padlockable 12h	3 ... 8	H200-A/-D	20	5,5	3,7	H216 - 41 ... - 280N4
			25	7,5	5,5	H220 - 41 ... - 280N4
			32	11	7,5	H226 - 41 ... - 280N4
			40	15	11	H233 - 41 ... - 280N4
			63	22	18,5	H263 - 41 ... - 280N4
	3 ... 4	H200-B				

SMD modules for basic switch A02

Mounting form module for 280N.

H200-A
H200-B/-D

BFA2 - 280
BFB2 - 280

N-padlock device 67 × 67 mm, mounting form 280N1
Escutcheon black, padlockable handle black

H200-A/-B/-D

2GN1

N-padlock device 67 × 67 mm, mounting form 280N4
Escutcheon yellow, padlockable handle red

2GN4

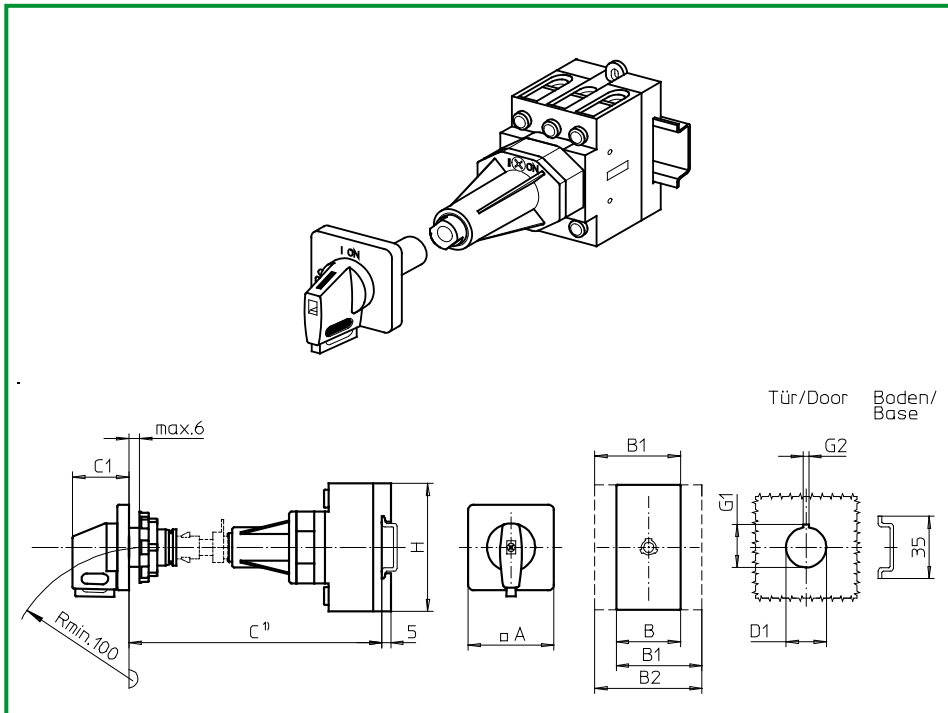
Dimensions (mm)

Product lines	A	B	B1	B2	C1	D1	G1	G2	H
H200-A	67	36	48	60	33	22,5	24,2	3,2	70
H200-B	67	50	69	88	33	22,5	24,2	3,2	72
H200-D	67	72	84	96	33	22,5	24,2	3,2	70

Modular shaft extensions see page B5-17.

Base Mounting Switches

sälzer



Product lines
H200-A/-B

Base mounting switch

Door clutch

Metal shaft extension
With shaft retaining bush

Single hole mounting

∅ 22,5 mm front

280V1 (IP66)

280V4 (IP66)

Complete switch	Poles	Product lines	Rated data (IEC 60947)			Order code number
			Operational current I _e	Operational power at 380–440V		
			AC-21A A	AC-23A kW	AC-3 kW	
Main Switches OFF position padlockable 09h	3 ... 4	H200-A	20	5,5	3,7	H216 - 41 ... - 280V1
			25	7,5	5,5	H220 - 41 ... - 280V1
			32	11	7,5	H226 - 41 ... - 280V1
			40	15	11	H233 - 41 ... - 280V1
			63	22	18,5	H263 - 41 ... - 280V1
Main/Emergency-Off Switches OFF position padlockable 09h	3 ... 4	H200-A	20	5,5	3,7	H216 - 41 ... - 280V4
			25	7,5	5,5	H220 - 41 ... - 280V4
			32	11	7,5	H226 - 41 ... - 280V4
			40	15	11	H233 - 41 ... - 280V4
			63	22	18,5	H263 - 41 ... - 280V4
SMD modules for basic switch A02			H200-A			BFA2 - 280
			H200-B			BFB2 - 280
			H200-A/-B			2LV1 - 09
						FAS2 - 9078
						2LV4 - 09
					FBS2 - 9078	

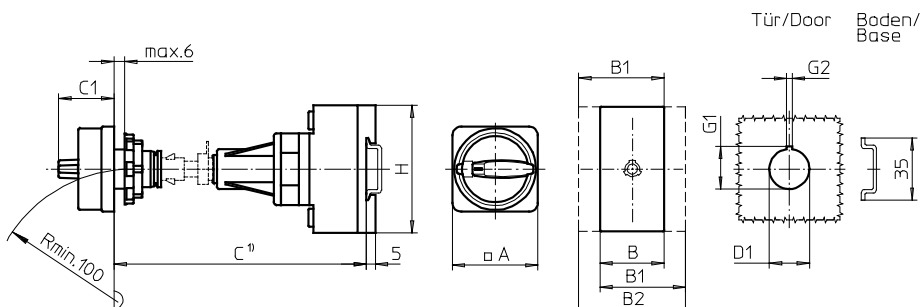
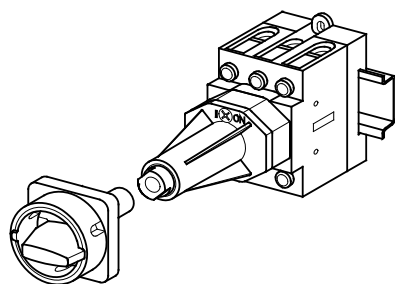
SMD modules for basic switch A02											
Mounting form module for 280V.										H200-A H200-B	BFA2 - 280 BFB2 - 280
V-operator module 48 × 48 mm, mounting form 280V1 Escutcheon black, handle black										H200-A/-B	2LV1 - 09
Legend plate silver, operator module 280V1											FAS2 - 9078
V-operator module 48 × 48 mm, mounting form 280V4 Escutcheon black, handle red											2LV4 - 09
Legend plate yellow, operator module 280V4											FBS2 - 9078

Dimensions (mm)									
Product lines	A	B	B1	B2	C1	D1	G1	G2	H
H200-A	48	36	48	60	32	22,5	24,2	3,2	70
H200-B	48	50	69	88	32	22,5	24,2	3,2	72

Modular shaft extensions see page B5-17.

Base Mounting Switches

sälzer



Product lines
H200-A/-B

Base mounting switch

Door clutch

Metal shaft extension
With shaft retaining bush

Single hole mounting

ø 22,5 mm front

286M1 (IP66)

286M4 (IP66)

Complete switch	Poles	Product lines	Rated data (IEC 60947)			Order code number	
			Operational current I _e	Operational power at 380–440V			
			AC-21A A	AC-23A kW	AC-3 kW		
Main Switches OFF position padlockable 09h	3 ... 4	H200-A	20	5,5	3,7	H216 - 41 ... - 286M1	
			25	7,5	5,5	H220 - 41 ... - 286M1	
			32	11	7,5	H226 - 41 ... - 286M1	
			40	15	11	H233 - 41 ... - 286M1	
			63	22	18,5	H263 - 41 ... - 286M1	
Main/Emergency-Off Switches OFF position padlockable 09h	3 ... 4	H200-A	20	5,5	3,7	H216 - 41 ... - 286M4	
			25	7,5	5,5	H220 - 41 ... - 286M4	
			32	11	7,5	H226 - 41 ... - 286M4	
			40	15	11	H233 - 41 ... - 286M4	
			63	22	18,5	H263 - 41 ... - 286M4	
SMD modules for basic switch A02						BFA2 - 280	
			Mounting form module for 286M.			H200-A	BFB2 - 280
						H200-B	
			M-padlock device 48 x 48 mm, mounting form 286M1 Escutcheon black, padlockable handle black			H200-A/-B	2MM1
			M-padlock device 48 x 48 mm, mounting form 286M4 Escutcheon yellow, padlockable handle red				2MM4

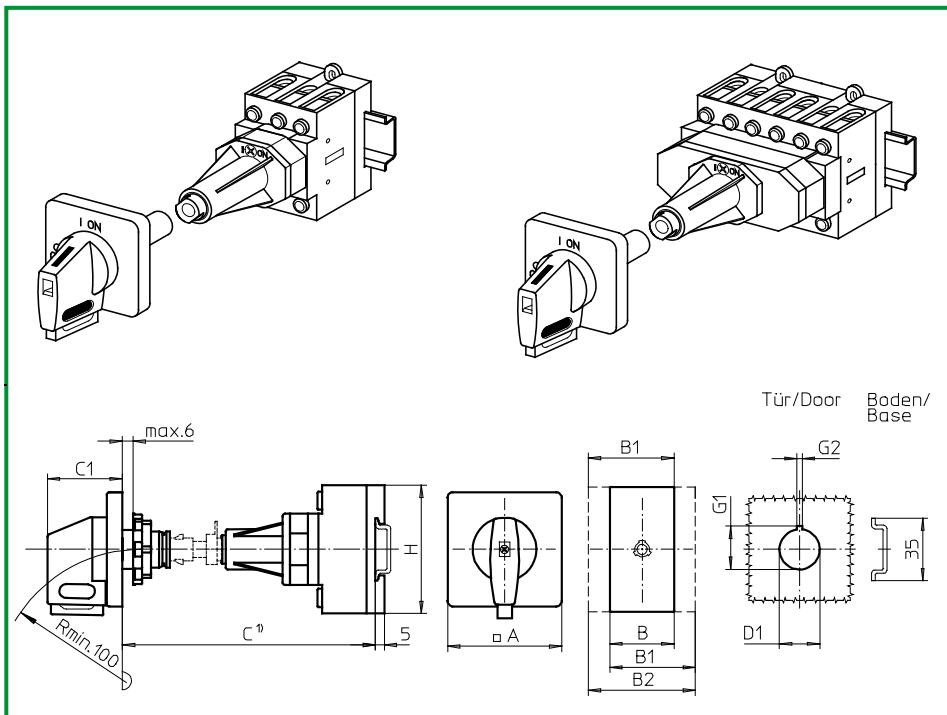
Dimensions (mm)

Product lines	A	B	B1	B2	C1	D1	G1	G2	H
H200-A	48	36	48	60	31	22,5	24,2	3,2	70
H200-B	48	50	69	88	31	22,5	24,2	3,2	72

Modular shaft extensions see page B5-17.

Base Mounting Switches

sälzer



**Product lines
H200-A/-B/-D**

Base mounting switch
Operator module of next size

Door clutch
Metal shaft extension
With shaft retaining bush

Single hole mounting
ø 22,5 mm front

288V1 (IP66)

288V4 (IP66)

Complete switch	Poles	Product lines	Rated data (IEC 60947)			Order code number
			Operational current I _e	Operational power at 380–440V		
			AC-21A A	AC-23A kW	AC-3 kW	
Main Switches OFF position padlockable 09h	3 ... 8	H200-A/-D	20	5,5	3,7	H216 - 41 ... - 288V1
			25	7,5	5,5	H220 - 41 ... - 288V1
			32	11	7,5	H226 - 41 ... - 288V1
			40	15	11	H233 - 41 ... - 288V1
			63	22	18,5	H263 - 41 ... - 288V1
Main/Emergency-Off Switches OFF position padlockable 09h	3 ... 8	H200-A/-D	20	5,5	3,7	H216 - 41 ... - 288V4
			25	7,5	5,5	H220 - 41 ... - 288V4
			32	11	7,5	H226 - 41 ... - 288V4
			40	15	11	H233 - 41 ... - 288V4
			63	22	18,5	H263 - 41 ... - 288V4
	3 ... 4	H200-B				

SMD modules for basic switch A02

Mounting form module for 288V.

H200-A
H200-B/-D

BFA2 - 280
BFB2 - 280

V-operator module 64 × 64 mm, mounting form 288V1
Escutcheon black, handle black

H200-A/-B/-D

2NV1 - 09

Legend plate silver, operator module 288V1

FAS4 - 9078

V-operator module 64 × 64 mm, mounting form 288V4
Escutcheon black, handle red

2NV4 - 09

Legend plate yellow, operator module 288V4

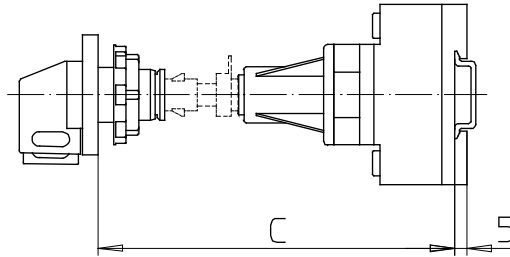
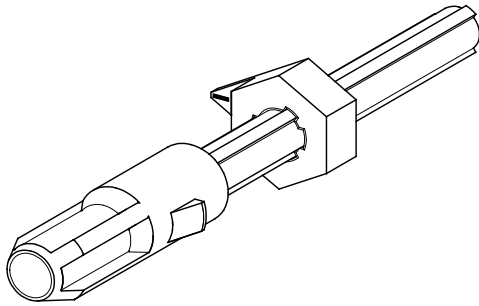
FBS4 - 9078

Dimensions (mm)

Product lines	A	B	B1	B2	C1	D1	G1	G2	H
H200-A	64	36	48	60	39	22,5	24,2	3,2	70
H200-B	64	50	69	88	39	22,5	24,2	3,2	72
H200-D	64	72	84	96	39	22,5	24,2	3,2	70

Modular shaft extensions see page B5-17.

Metal shaft extension



Product lines
H200-A/-B/-D/-E

Base mounting
switch

Door clutch
Metal shaft extension

Single hole mounting
ø 22,5 mm front

AVA8 - ...

Metal shaft extension for mounting forms with **door clutch** and single hole mounting ø 22,5 mm front
Dimension C (internal depth, outside of door to top of DIN rail)

Mounting forms with shaft retaining screw		Order code number	Mounting forms with shaft retaining bush		Order code number
H200-A /-B	H200-D/-E		H200-A /-B	H200-D/-E	
137 ... 148 mm	145 ... 156 mm	AVA8 - 053	155 ... 173 mm	163 ... 181 mm	AVA8 - 065
149 ... 161 mm	157 ... 169 mm	AVA8 - 065	174 ... 198 mm	182 ... 206 mm	AVA8 - 090
162 ... 173 mm	170 ... 181 mm	AVA8 - 078	199 ... 223 mm	207 ... 231 mm	AVA8 - 115
174 ... 186 mm	182 ... 194 mm	AVA8 - 090	224 ... 248 mm	232 ... 256 mm	AVA8 - 140
187 ... 198 mm	195 ... 206 mm	AVA8 - 103	249 ... 273 mm	257 ... 281 mm	AVA8 - 165
199 ... 211 mm	207 ... 219 mm	AVA8 - 115	274 ... 298 mm	282 ... 306 mm	AVA8 - 190
212 ... 223 mm	220 ... 231 mm	AVA8 - 128	299 ... 323 mm	307 ... 331 mm	AVA8 - 215
224 ... 236 mm	232 ... 244 mm	AVA8 - 140	324 ... 348 mm	332 ... 356 mm	AVA8 - 240
237 ... 248 mm	245 ... 256 mm	AVA8 - 153	349 ... 373 mm	357 ... 381 mm	AVA8 - 265
249 ... 261 mm	257 ... 269 mm	AVA8 - 165	374 ... 398 mm	382 ... 406 mm	AVA8 - 290
262 ... 273 mm	270 ... 281 mm	AVA8 - 178	399 ... 423 mm	407 ... 431 mm	AVA8 - 315
274 ... 286 mm	282 ... 294 mm	AVA8 - 190	424 ... 448 mm	432 ... 456 mm	AVA8 - 340
287 ... 298 mm	295 ... 306 mm	AVA8 - 203	449 ... 473 mm	457 ... 481 mm	AVA8 - 365
299 ... 311 mm	307 ... 319 mm	AVA8 - 215	474 ... 498 mm	482 ... 506 mm	AVA8 - 390
312 ... 323 mm	320 ... 331 mm	AVA8 - 228	499 ... 523 mm	507 ... 531 mm	AVA8 - 415
324 ... 336 mm	332 ... 344 mm	AVA8 - 240	524 ... 548 mm	532 ... 556 mm	AVA8 - 440
337 ... 348 mm	345 ... 356 mm	AVA8 - 253	549 ... 573 mm	557 ... 581 mm	AVA8 - 465
349 ... 361 mm	357 ... 369 mm	AVA8 - 265	574 ... 598 mm	582 ... 606 mm	AVA8 - 490
362 ... 373 mm	370 ... 381 mm	AVA8 - 278	599 ... 623 mm	607 ... 631 mm	AVA8 - 515
374 ... 386 mm	382 ... 394 mm	AVA8 - 290	624 ... 643 mm	632 ... 656 mm	AVA8 - 540
387 ... 398 mm	395 ... 404 mm	AVA8 - 303			

Base Mounting Switches

sälzer

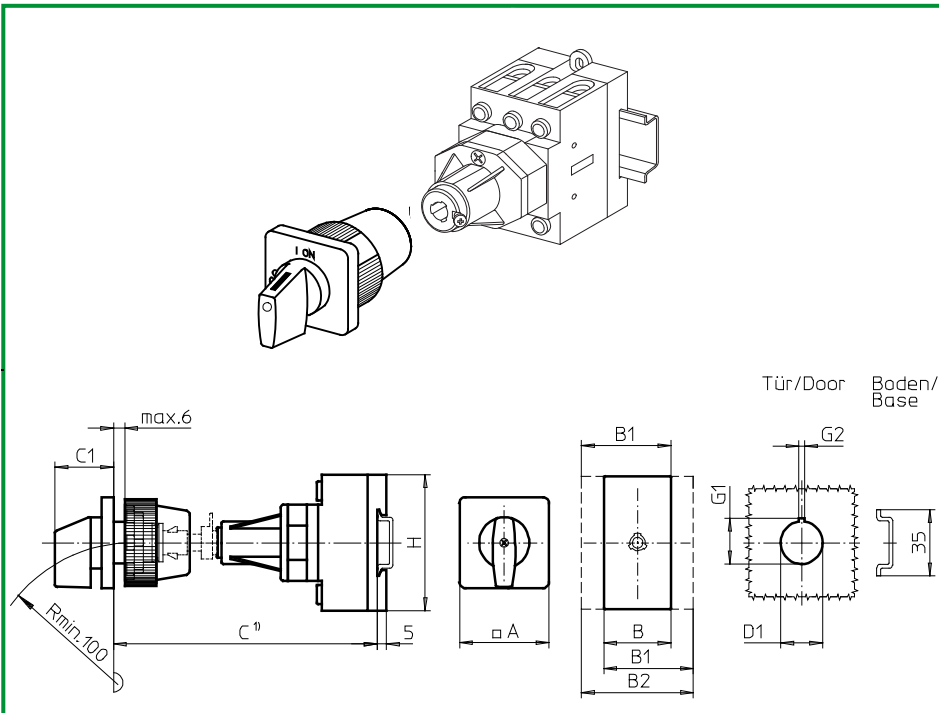
**Product lines
H200-A/-B**

Base mounting switch

Door interlock
Metal shaft extension
With shaft retaining screw

Single hole mounting
ø 22,5 mm front

263M1 (IP66)



Complete switch	Poles	Product lines	Rated data (IEC 60947)			Order code number
			Operational current I _e	Operational power at 380–440V		
			AC-21A A	AC-23A kW	AC-3 kW	
ON-OFF Switches Switching angle 90°	3 ... 4	H200-A	20	5,5	3,7	H216 - 41 ... - 263M1
			25	7,5	5,5	H220 - 41 ... - 263M1
			32	11	7,5	H226 - 41 ... - 263M1
			40	15	11	H233 - 41 ... - 263M1
	3 ... 4	H200-B	63	22	18,5	H263 - 41 ... - 263M1

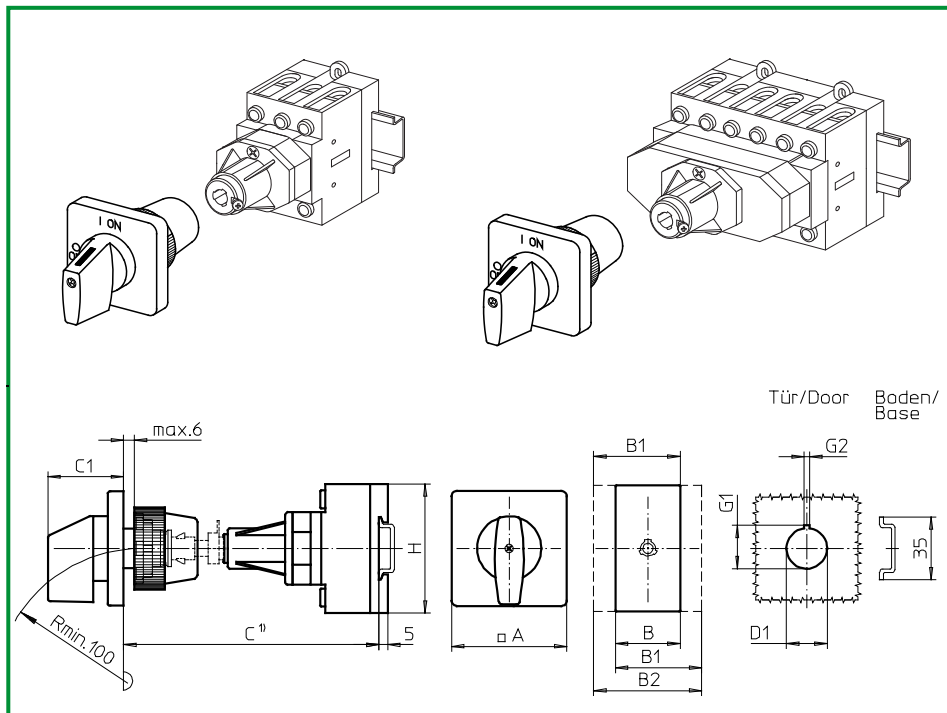
SMD modules for basic switch A02		
Mounting form module for 263M1	H200-A H200-B	BFA2 - 261 BFB2 - 261
M-operator module 48 x 48 mm, mounting form 263M1 Escutcheon black, handle black	H200-A/-B	2LM1
Legend plate silver, operator module 263M1		FAS2 - 9... (FA number)

Dimensions (mm)									
Product lines	A	B	B1	B2	C1	D1	G1	G2	H
H200-A	48	36	48	60	32	22,5	24,2	3,2	70
H200-B	48	50	69	88	32	22,5	24,2	3,2	72

C¹⁾ Internal depth, outside of door to top of DIN rail. Metal shaft is not included. Please order separately. See page B6-17.

Base Mounting Switches

sälzer



Product lines
H200-A/-B/-D/-E

Base mounting switch
Operator module of next size

Door interlock
Metal shaft extension
With shaft retaining screw

Single hole mounting
ø 22,5 mm front

265M1 (IP66)

Complete switch	Poles	Product lines	Rated data (IEC 60947)			Order code number
			Operational current I _e	Operational power at 380–440V		
			AC-21A A	AC-23A kW	AC-3 kW	
ON-OFF Switches Switching angle 90°	3 ... 8	H200-A/-D	20	5,5	3,7	H216 - 41 ... - 265M1
			25	7,5	5,5	H220 - 41 ... - 265M1
			32	11	7,5	H226 - 41 ... - 265M1
			40	15	11	H233 - 41 ... - 265M1
	3 ... 4	H200-B	63	22	18,5	H263 - 41 ... - 265M1
Changeover with OFF Switching angle 90°	3 ... 4	H200-E	20	5,5	3,7	H216 - 71 ... - 265M1
			25	7,5	5,5	H220 - 71 ... - 265M1
			32	11	7,5	H226 - 71 ... - 265M1
			40	15	11	H233 - 71 ... - 265M1

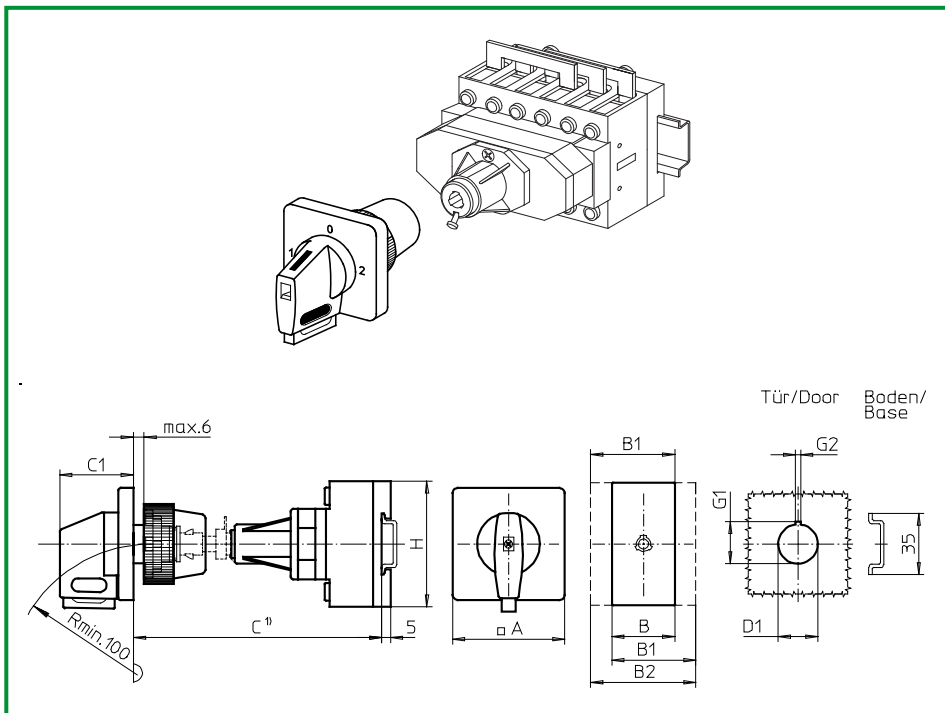
SMD modules for basic switch A02		
Mounting form module for 265M1	H200-A H200-B/-D H200-E	BFA2 - 261 BFB2 - 261 BFC2 - 261
M-operator module 64 × 64 mm, mounting form 265M1 Escutcheon black, handle black	H200-A/-B/-D H200-E	2NM1 2IM1
Legend plate silver, operator module 265M1		FAS4 - 9... (FA number)

Dimensions (mm)									
Product lines	A	B	B1	B2	C1	D1	G1	G2	H
H200-A	64	36	48	60	39	22,5	24,2	3,2	70
H200-B	64	50	69	88	39	22,5	24,2	3,2	72
H200-D	64	72	84	96	39	22,5	24,2	3,2	70
H200-E	64	72	84	96	39	22,5	24,2	3,2	70

C¹⁾ Internal depth, outside of door to top of DIN rail. Metal shaft is not included. Please order separately. See page B6-17.

Base Mounting Switches

sälzer



Product line
H200-E

Base mounting switch
Operator module of next size

Door interlock
Metal shaft extension
With shaft retaining screw

Single hole mounting
ø 22,5 mm front

265V1 (IP66)

271V1 (IP66)

Complete switch	Poles	Product lines	Rated data (IEC 60947)			Order code number
			Operational current I _e	Operational power at 380–440V		
			AC-21A A	AC-23A kW	AC-3 kW	
Changeover with OFF Switching angle 90° OFF position padlockable 12h	3 ... 4	H200-E	20	5,5	3,7	H216 - 71 ... - 265V1
			25	7,5	5,5	H220 - 71 ... - 265V1
			32	11	7,5	H226 - 71 ... - 265V1
			40	15	11	H233 - 11 ... - 265V1
Changeover with OFF Switching angle 90° 3 positions padlockable (09h/12h/03h)	3 ... 4	H200-E	20	5,5	3,7	H216 - 71 ... - 271V1
			25	7,5	5,5	H220 - 71 ... - 271V1
			32	11	7,5	H226 - 71 ... - 271V1
			40	15	11	H233 - 71 ... - 271V1

SMD modules for basic switch A02

Mounting form module for 265V1/271V1

H200-E

BFC2 - 261

V-operator module 64 × 64 mm, mounting form 265V1
Escutcheon black, handle black

2IV1 - 12

V-operator module 64 × 64 mm, mounting form 271V1
Escutcheon black, handle black

2IV1 - 99

Legend plate silver, operator modules 265V1/271V1

FAS4 - 9... (FA number)

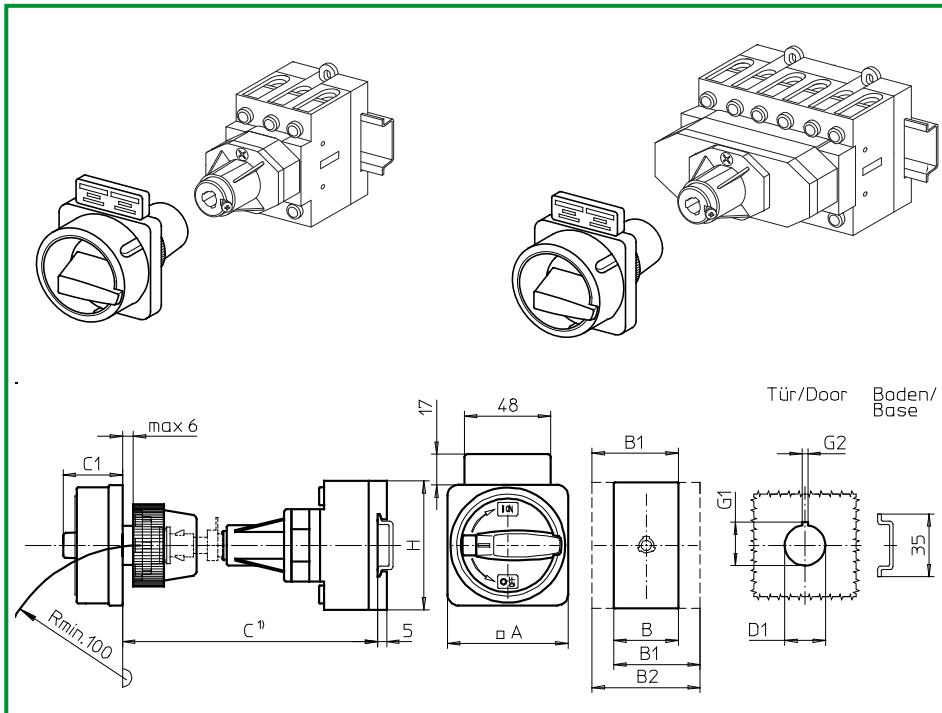
Dimensions (mm)

Product line	A	B	B1	B2	C1	D1	G1	G2	H
H200-E	64	72	84	96	39	22,5	24,2	3,2	70

C¹) Internal depth, outside of door to top of DIN rail. Metal shaft is not included. Please order separately. See page B6-17.

Base Mounting Switches

sälzer



**Product lines
H200-A/-B/-D**

Base mounting switch

Door interlock
Metal shaft extension
With shaft retaining screw

Single hole mounting
ø 22,5 mm front

261M1 (IP66)

261M4 (IP66)

Complete switch	Poles	Product lines	Rated data (IEC 60947)			Order code number
			Operational current I _e	Operational power at 380–440V		
			AC-21A A	AC-23A kW	AC-3 kW	
Main Switches OFF position padlockable 09h	3 ... 8	H200-A/-D	20	5,5	3,7	H216 - 41 ... - 261M1
			25	7,5	5,5	H220 - 41 ... - 261M1
			32	11	7,5	H226 - 41 ... - 261M1
			40	15	11	H233 - 41 ... - 261M1
			63	22	18,5	H263 - 41 ... - 261M1
Main/Emergency-Off Switches OFF position padlockable 09h	3 ... 8	H200-A/-D	20	5,5	3,7	H216 - 41 ... - 261M4
			25	7,5	5,5	H220 - 41 ... - 261M4
			32	11	7,5	H226 - 41 ... - 261M4
			40	15	11	H233 - 41 ... - 261M4
			63	22	18,5	H263 - 41 ... - 261M4
	3 ... 4	H200-B				

SMD modules for basic switch A02			
Mounting form module for 261M.		H200-A H200-B/-D	BFA2 - 261 BFB2 - 261
M-padlock device 67 × 67 mm, mounting form 261M1 Escutcheon black, padlockable handle black		H200-A/-B/-D	2GM1
M-padlock device 67 × 67 mm, mounting form 261M4 Escutcheon yellow, padlockable handle red			2GM4
Additional top escutcheon plate			FAZ2 - 8041

Dimensions (mm)									
Product lines	A	B	B1	B2	C1	D1	G1	G2	H
H200-A	67	36	48	60	38	22,5	24,2	3,2	70
H200-B	67	50	69	88	38	22,5	24,2	3,2	72
H200-D	67	72	84	96	38	22,5	24,2	3,2	70

C¹) Internal depth, outside of door to top of DIN rail. Metal shaft is not included. Please order separately. See page B6-17.

Base Mounting Switches

sälzer

Product lines
H200-A/-B/-D

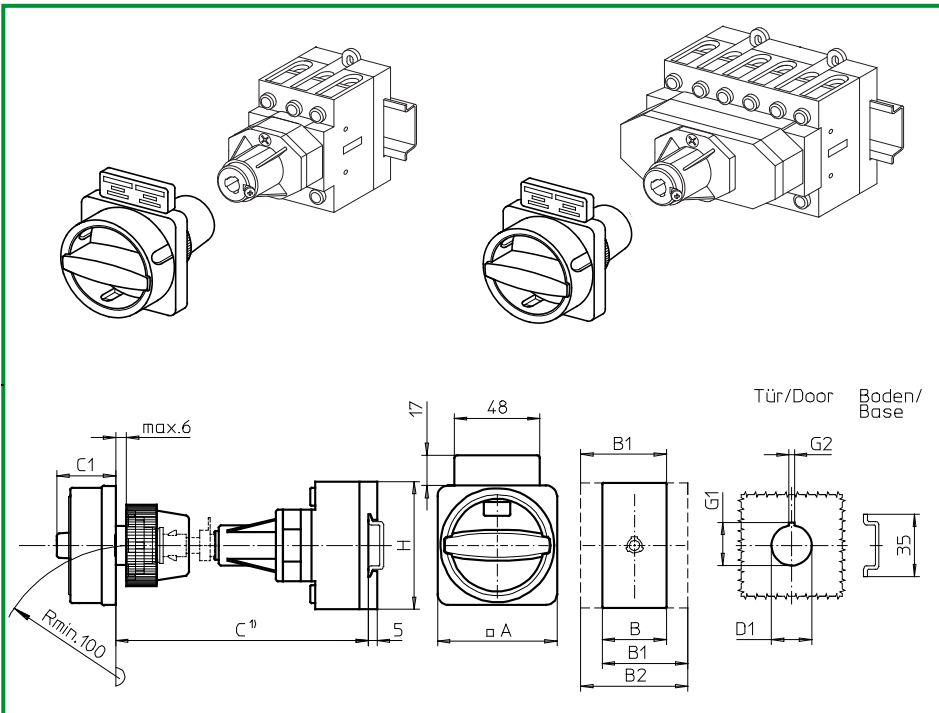
Base mounting switch

Door interlock
Metal shaft extension
With shaft retaining screw

Single hole mounting
ø 22,5 mm front

261N1 (IP66)

261N4 (IP66)



Complete switch	Poles	Product lines	Rated data (IEC 60947)			Order code number
			Operational current I _e	Operational power at 380–440V		
			AC-21A A	AC-23A kW	AC-3 kW	
Main Switches OFF position padlockable 12h	3 ... 8	H200-A/-D	20	5,5	3,7	H216 - 41 ... - 261N1
			25	7,5	5,5	H220 - 41 ... - 261N1
			32	11	7,5	H226 - 41 ... - 261N1
			40	15	11	H233 - 41 ... - 261N1
			63	22	18,5	H263 - 41 ... - 261N1
Main/Emergency-Off Switches OFF position padlockable 12h	3 ... 8	H200-A/-D	20	5,5	3,7	H216 - 41 ... - 261N4
			25	7,5	5,5	H220 - 41 ... - 261N4
			32	11	7,5	H226 - 41 ... - 261N4
			40	15	11	H233 - 41 ... - 261N4
			63	22	18,5	H263 - 41 ... - 261N4
	3 ... 4	H200-B				

SMD modules for basic switch A02

Mounting form module for 261N.

H200-A
H200-B/-D

BFA2 - 261
BFB2 - 261

N-padlock device 67 × 67 mm, mounting form 261N1
Escutcheon black, padlockable handle black

H200-A/-B/-D

2GN1

N-padlock device 67 × 67 mm, mounting form 261N4
Escutcheon yellow, padlockable handle red

2GN4

Additional top escutcheon plate

FAZZ - 8041

Dimensions (mm)

Product lines	A	B	B1	B2	C1	D1	G1	G2	H
H200-A	67	36	48	60	33	22,5	24,2	3,2	70
H200-B	67	50	69	88	33	22,5	24,2	3,2	72
H200-D	67	72	84	96	33	22,5	24,2	3,2	70

C¹) Internal depth, outside of door to top of DIN rail. Metal shaft is not included. Please order separately. See page B6-17.

Base Mounting Switches

sälzer

Product lines
H200-A/-B

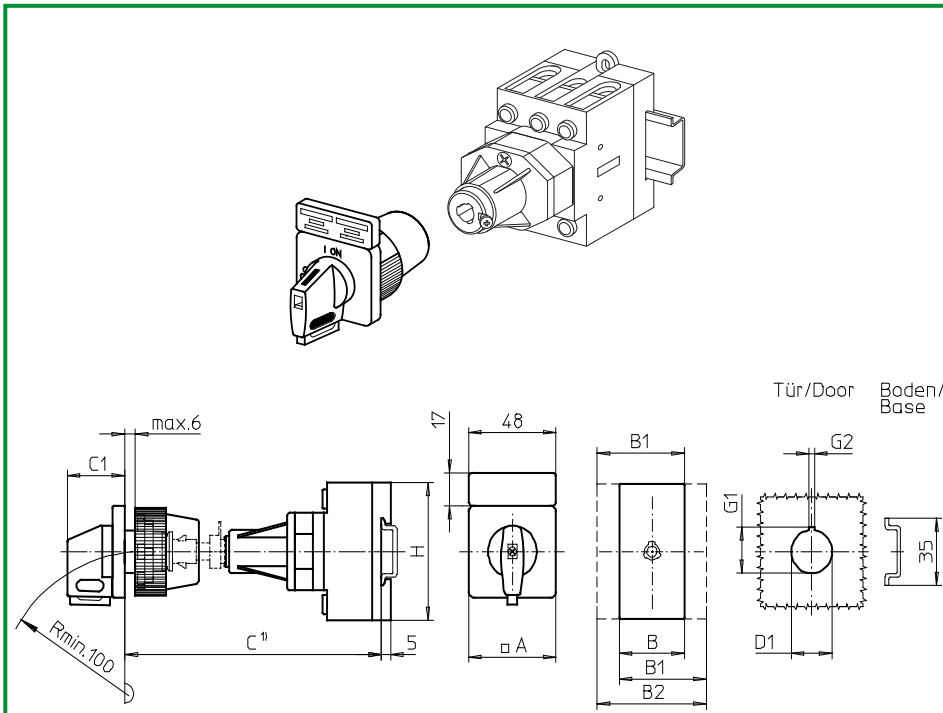
Base mounting switch

Door interlock
Metal shaft extension
With shaft retaining screw

Single hole mounting
ø 22,5 mm front

261V1 (IP66)

261V4 (IP66)



Complete switch	Poles	Product lines	Rated data (IEC 60947)			Order code number
			Operational current I _e	Operational power at 380–440V		
			AC-21A A	AC-23A kW	AC-3 kW	
Main Switches OFF position padlockable 09h	3 ... 4	H200-A	20	5,5	3,7	H216 - 41 ... - 261V1
			25	7,5	5,5	H220 - 41 ... - 261V1
			32	11	7,5	H226 - 41 ... - 261V1
			40	15	11	H233 - 41 ... - 261V1
			63	22	18,5	H263 - 41 ... - 261V1
Main/Emergency-Off Switches OFF position padlockable 09h	3 ... 4	H200-A	20	5,5	3,7	H216 - 41 ... - 261V4
			25	7,5	5,5	H220 - 41 ... - 261V4
			32	11	7,5	H226 - 41 ... - 261V4
			40	15	11	H233 - 41 ... - 261V4
			63	22	18,5	H263 - 41 ... - 261V4
	3 ... 4	H200-B				

SMD modules for basic switch A02

Mounting form module for 261V.

H200-A
H200-B
H200-A/-B

BFA2 - 261
BFB2 - 261
2LV1 - 09

V-operator module 48 × 48 mm, mounting form 261V1
Escutcheon black, handle black
Legend plate silver, operator module 261V1

FAS2 - 9078
2LV4 - 09

V-operator module 48 × 48 mm, mounting form 261V4
Escutcheon black, handle red
Legend plate yellow, operator module 261V4
Additional top escutcheon plate

FBS2 - 9078
FAZ2 - 8041

Dimensions (mm)

Product lines	A	B	B1	B2	C1	D1	G1	G2	H
H200-A	48	36	48	60	32	22,5	24,2	3,2	70
H200-B	48	50	69	88	32	22,5	24,2	3,2	72

C¹) Internal depth, outside of door to top of DIN rail. Metal shaft is not included. Please order separately. See page B6-17.

Base Mounting Switches

sälzer

Product lines H200-A/-B/-D

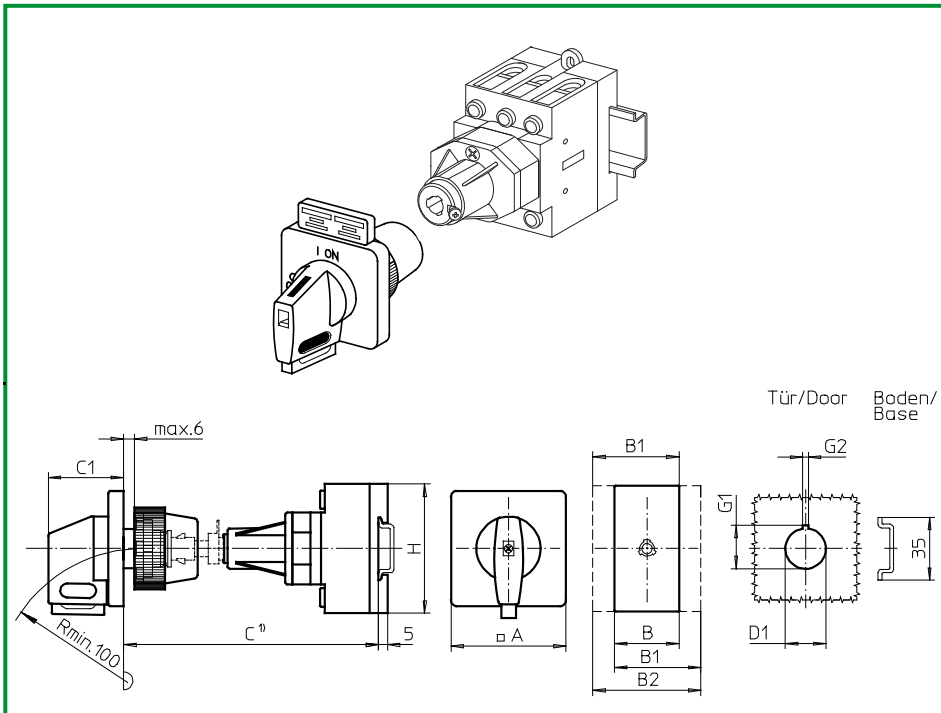
Base mounting switch
Operator module of next size

Door interlock
Metal shaft extension
With shaft retaining screw

Single hole mounting
ø 22,5 mm front

269V1 (IP66)

269V4 (IP66)



Complete switch	Poles	Product lines	Rated data (IEC 60947)			Order code number
			Operational current I _e	Operational power at 380–440V		
			AC-21A A	AC-23A kW	AC-3 kW	
Main Switches OFF position padlockable 09h	3 ... 8	H200-A/-D	20	5,5	3,7	H216 - 41 ... - 269V1
			25	7,5	5,5	H220 - 41 ... - 269V1
			32	11	7,5	H226 - 41 ... - 269V1
			40	15	11	H233 - 41 ... - 269V1
			63	22	18,5	H263 - 41 ... - 269V1
Main/Emergency-Off Switches OFF position padlockable 09h	3 ... 8	H200-A/-D	20	5,5	3,7	H216 - 41 ... - 269V4
			25	7,5	5,5	H220 - 41 ... - 269V4
			32	11	7,5	H226 - 41 ... - 269V4
			40	15	11	H233 - 41 ... - 269V4
			63	22	18,5	H263 - 41 ... - 269V4
	3 ... 4	H200-B				

SMD modules for basic switch A02

Mounting form module for 269V.

H200-A
H200-B/-D
H200-A/-B/-D

BFA2 - 261
BFB2 - 261
2NV1 - 09

V-operator module 64 × 64 mm, mounting form 269V1
Escutcheon black, handle black

Legend plate silver, operator module 269V1

FAS4 - 9078

V-operator module 64 × 64 mm, mounting form 269V4
Escutcheon black, handle red

2NV4 - 09

Legend plate yellow, operator module 269V4

FBS4 - 9078

Additional top escutcheon plate

FAZ2 - 8041

Dimensions (mm)

Product lines	A	B	B1	B2	C1	D1	G1	G2	H
H200-A	64	36	48	60	39	22,5	24,2	3,2	70
H200-B	64	50	69	88	39	22,5	24,2	3,2	72
H200-D	64	72	84	96	39	22,5	24,2	3,2	70

C¹⁾ Internal depth, outside of door to top of DIN rail. Metal shaft is not included. Please order separately. See page B6-17.

Base Mounting Switches

sälzer

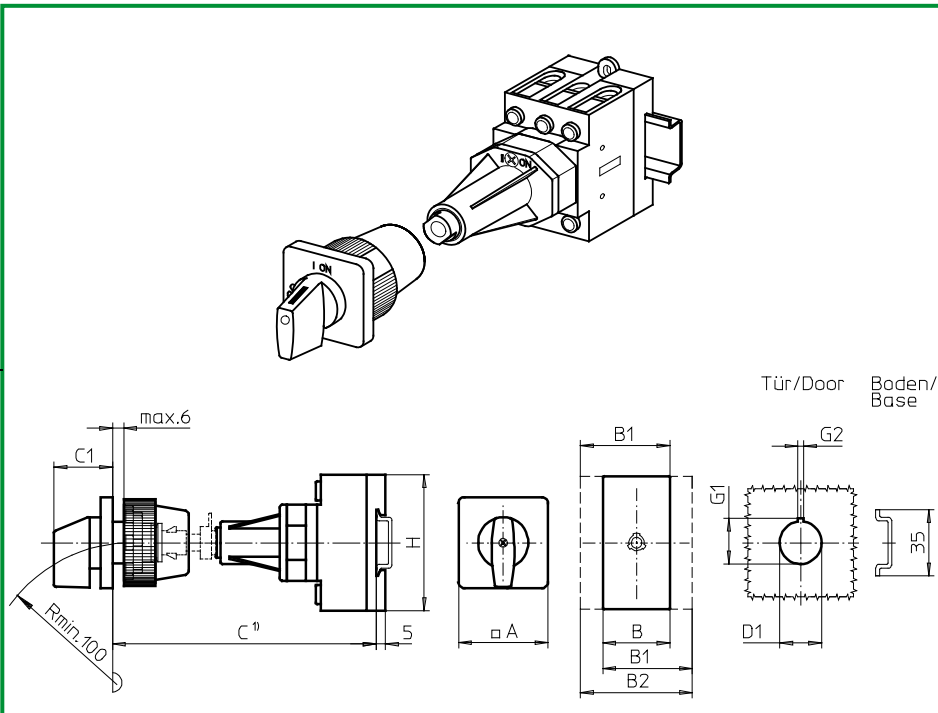
Product lines
H200-A/-B

Base mounting switch

Door interlock
Metal shaft extension
With shaft retaining bush

Single hole mounting
ø 22,5 mm front

283M1 (IP66)



Complete switch	Poles	Product lines	Rated data (IEC 60947)			Order code number
			Operational current I _e	Operational power at 380–440V		
			AC-21A A	AC-23A kW	AC-3 kW	
ON-OFF Switches Switching angle 90°	3 ... 4	H200-A	20	5,5	3,7	H216 - 41 ... - 283M1
			25	7,5	5,5	H220 - 41 ... - 283M1
			32	11	7,5	H226 - 41 ... - 283M1
			40	15	11	H233 - 41 ... - 283M1
			63	22	18,5	H263 - 41 ... - 283M1
	3 ... 4	H200-B				

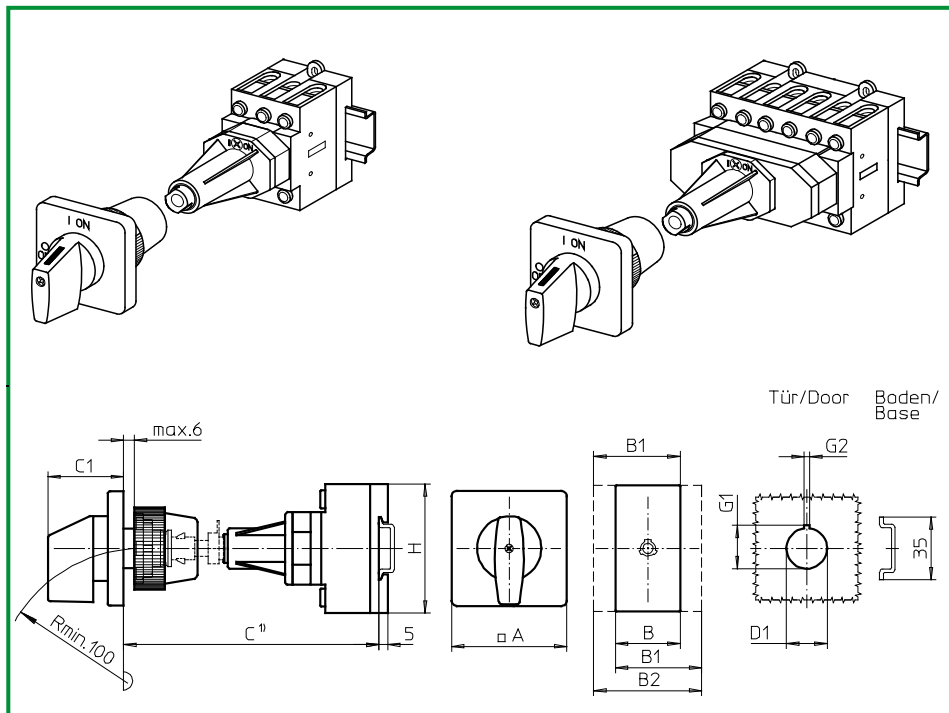
SMD modules for basic switch A02		
Mounting form module for 283M1	H200-A H200-B	BFA2 - 281 BFB2 - 281
M-operator module 48 x 48 mm, mounting form 283M1 Escutcheon black, handle black	H200-A/-B	2LM1
Legend plate silver, operator module 283M1		FAS2 - 9... (FA number)

Dimensions (mm)									
Product lines	A	B	B1	B2	C1	D1	G1	G2	H
H200-A	48	36	48	60	32	22,5	24,2	3,2	70
H200-B	48	50	69	88	32	22,5	24,2	3,2	72

C¹⁾ Internal depth, outside of door to top of DIN rail. Metal shaft is not included. Please order separately. See page B6-17.

Base Mounting Switches

sälzer



Product lines
H200-A/-B/-D/-E

Base mounting switch
Operator module of next size

Door interlock
Metal shaft extension
With shaft retaining bush

Single hole mounting
ø 22,5 mm front

285M1 (IP66)

Complete switch	Poles	Product lines	Rated data (IEC 60947)			Order code number
			Operational current I _e	Operational power at 380–440V		
			AC-21A A	AC-23A kW	AC-3 kW	
ON-OFF Switches Switching angle 90°	3 ... 8	H200-A/-D	20	5,5	3,7	H216 - 41 ... - 285M1
			25	7,5	5,5	H220 - 41 ... - 285M1
			32	11	7,5	H226 - 41 ... - 285M1
			40	15	11	H233 - 41 ... - 285M1
	3 ... 4	H200-B	63	22	18,5	H263 - 41 ... - 285M1
Changeover with OFF Switching angle 90°	3 ... 4	H200-E	20	5,5	3,7	H216 - 71 ... - 285M1
			25	7,5	5,5	H220 - 71 ... - 285M1
			32	11	7,5	H226 - 71 ... - 285M1
			40	15	11	H233 - 71 ... - 285M1

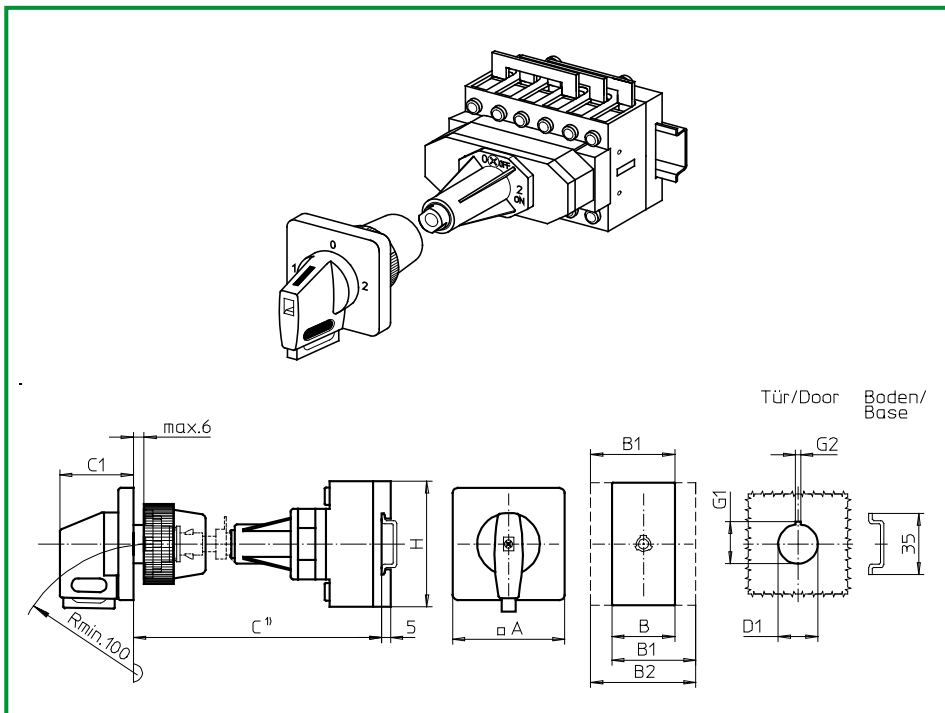
SMD modules for basic switch A02		
Mounting form module for 285M1	H200-A H200-B/-D H200-E	BFA2 - 281 BFB2 - 281 BFC2 - 281
M-operator module 64 × 64 mm, mounting form 285M1 Escutcheon black, handle black	H200-A/-B/-D H200-E	2NM1 2IM1
Legend plate silver, operator module 285M1		FAS4 - 9... (FA number)

Dimensions (mm)									
Product lines	A	B	B1	B2	C1	D1	G1	G2	H
H200-A	64	36	48	60	39	22,5	24,2	3,2	70
H200-B	64	50	69	88	39	22,5	24,2	3,2	72
H200-D	64	72	84	96	39	22,5	24,2	3,2	70
H200-E	64	72	84	96	39	22,5	24,2	3,2	70

C¹⁾ Internal depth, outside of door to top of DIN rail. Metal shaft is not included. Please order separately. See page B6-17.

Base Mounting Switches

sälzer



Product line
H200-E

Base mounting switch
Operator module of next size

Door interlock
Metal shaft extension
With shaft retaining bush

Single hole mounting
ø 22,5 mm front

285V1 (IP66)

291V1 (IP66)

Complete switch	Poles	Product lines	Rated data (IEC 60947)			Order code number
			Operational current I _e	Operational power at 380–440V		
			AC-21A A	AC-23A kW	AC-3 kW	
Changeover with OFF Switching angle 90° OFF position padlockable 12h	3 ... 4	H200-E	20	5,5	3,7	H216 - 71 ... - 285V1
			25	7,5	5,5	H220 - 71 ... - 285V1
			32	11	7,5	H226 - 71 ... - 285V1
			40	15	11	H233 - 11 ... - 285V1
Changeover with OFF Switching angle 90° 3 positions padlockable (09h/12h/03h)	3 ... 4	H200-E	20	5,5	3,7	H216 - 71 ... - 291V1
			25	7,5	5,5	H220 - 71 ... - 291V1
			32	11	7,5	H226 - 71 ... - 291V1
			40	15	11	H233 - 71 ... - 291V1

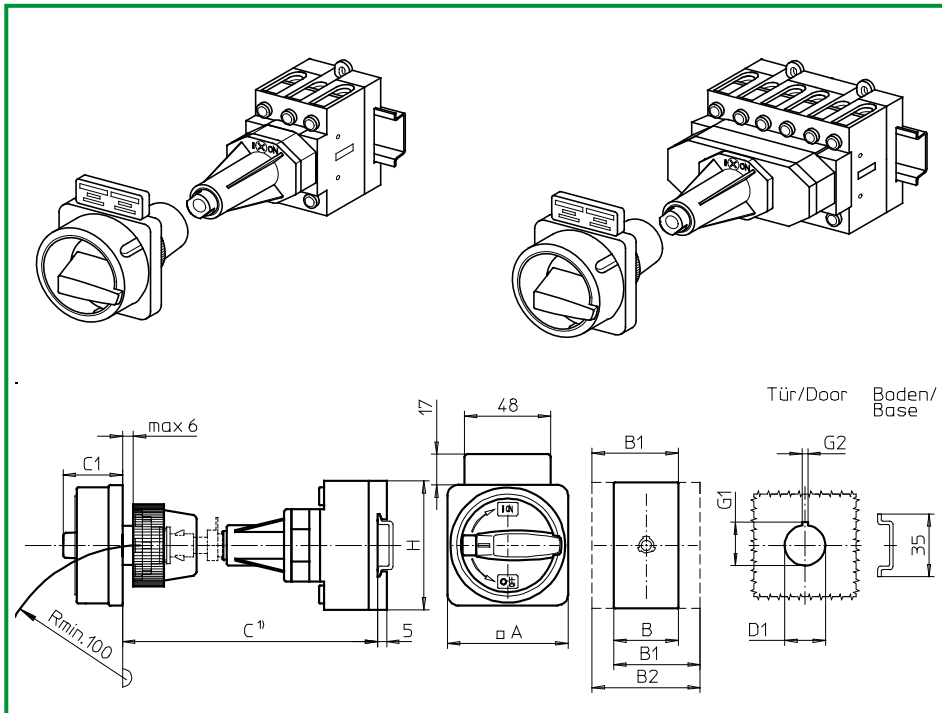
SMD modules for basic switch A02		
Mounting form module for 285V1/291V1	H200-E	BFC2 - 281
V-operator module 64 × 64 mm, mounting form 285V1 Escutcheon black, handle black		2IV1 - 12
V-operator module 64 × 64 mm, mounting form 291V1 Escutcheon black, handle black		2IV1 - 99
Legend plate silver, operator modules 285V1/291V1		FAS4 - 9... (FA number)

Dimensions (mm)									
Product line	A	B	B1	B2	C1	D1	G1	G2	H
H200-E	64	72	84	96	39	22,5	24,2	3,2	70

C¹) Internal depth, outside of door to top of DIN rail. Metal shaft is not included. Please order separately. See page B6-17.

Base Mounting Switches

sälzer



**Product lines
H200-A/-B/-D**

Base mounting switch

Door interlock
Metal shaft extension
With shaft retaining bush

Single hole mounting
ø 22,5 mm front

281M1 (IP66)

281M4 (IP66)

Complete switch	Poles	Product lines	Rated data (IEC 60947)			Order code number
			Operational current I _e	Operational power at 380–440V		
			AC-21A A	AC-23A kW	AC-3 kW	
Main Switches OFF position padlockable 09h	3 ... 8	H200-A/-D	20	5,5	3,7	H216 - 41 ... - 281M1
			25	7,5	5,5	H220 - 41 ... - 281M1
			32	11	7,5	H226 - 41 ... - 281M1
			40	15	11	H233 - 41 ... - 281M1
			63	22	18,5	H263 - 41 ... - 281M1
Main/Emergency-Off Switches OFF position padlockable 09h	3 ... 8	H200-A/-D	20	5,5	3,7	H216 - 41 ... - 281M4
			25	7,5	5,5	H220 - 41 ... - 281M4
			32	11	7,5	H226 - 41 ... - 281M4
			40	15	11	H233 - 41 ... - 281M4
			63	22	18,5	H263 - 41 ... - 281M4
	3 ... 4	H200-B				

SMD modules for basic switch A02

Mounting form module for 281M.

H200-A
H200-B/-D

BFA2 - 281
BFB2 - 281

M-padlock device 67 × 67 mm, mounting form 281M1
Escutcheon black, padlockable handle black

H200-A/-B/-D

2GM1

M-padlock device 67 × 67 mm, mounting form 281M4
Escutcheon yellow, padlockable handle red

2GM4

Additional top escutcheon plate

FAZ2 - 8041

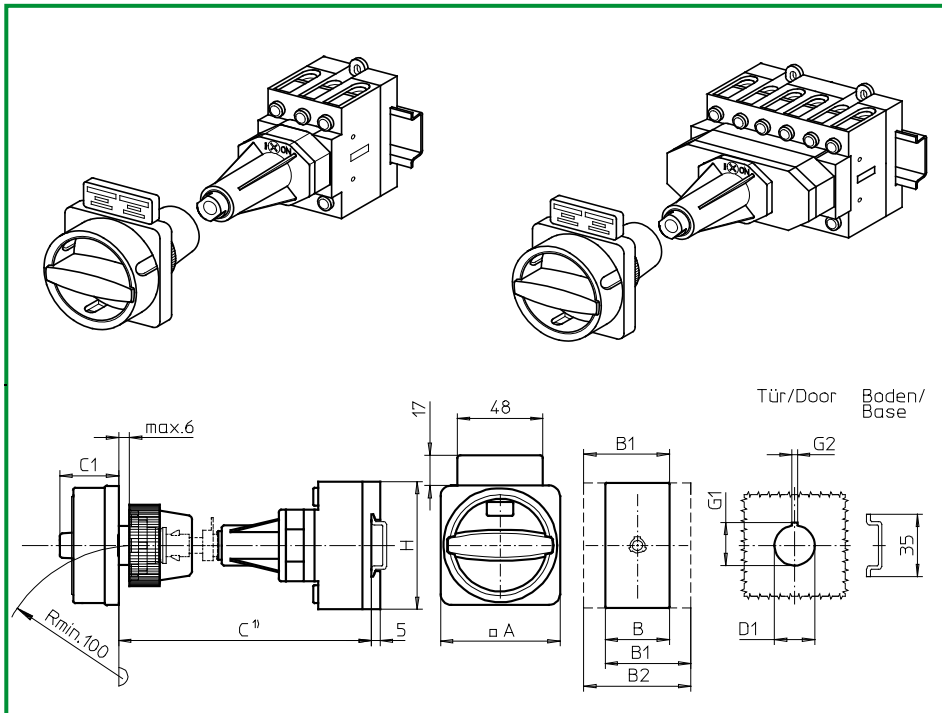
Dimensions (mm)

Product lines	A	B	B1	B2	C1	D1	G1	G2	H
H200-A	67	36	48	60	38	22,5	24,2	3,2	70
H200-B	67	50	69	88	38	22,5	24,2	3,2	72
H200-D	67	72	84	96	38	22,5	24,2	3,2	70

C¹) Internal depth, outside of door to top of DIN rail. Metal shaft is not included. Please order separately. See page B6-17.

Base Mounting Switches

sälzer



Product lines
H200-A/-B/-D

Base mounting switch

Door interlock
Metal shaft extension
With shaft retaining bush

Single hole mounting
ø 22,5 mm front

281N1 (IP66)

281N4 (IP66)

Complete switch	Poles	Product lines	Rated data (IEC 60947)			Order code number
			Operational current I _e	Operational power at 380–440V		
			AC-21A A	AC-23A kW	AC-3 kW	
Main Switches OFF position padlockable 12h	3 ... 8	H200-A/-D	20	5,5	3,7	H216 - 41 ... - 281N1
			25	7,5	5,5	H220 - 41 ... - 281N1
			32	11	7,5	H226 - 41 ... - 281N1
			40	15	11	H233 - 41 ... - 281N1
			63	22	18,5	H263 - 41 ... - 281N1
Main/Emergency-Off Switches OFF position padlockable 12h	3 ... 8	H200-A/-D	20	5,5	3,7	H216 - 41 ... - 281N4
			25	7,5	5,5	H220 - 41 ... - 281N4
			32	11	7,5	H226 - 41 ... - 281N4
			40	15	11	H233 - 41 ... - 281N4
			63	22	18,5	H263 - 41 ... - 281N4
	3 ... 4	H200-B				

SMD modules for basic switch A02

Mounting form module for 281N.

H200-A
H200-B/-D

BFA2 - 281
BFB2 - 281

N-padlock device 67 × 67 mm, mounting form 281N1
Escutcheon black, padlockable handle black

H200-A/-B/-D

2GN1

N-padlock device 67 × 67 mm, mounting form 281N4
Escutcheon yellow, padlockable handle red

2GN4

Additional top escutcheon plate

FAZ2 - 8041

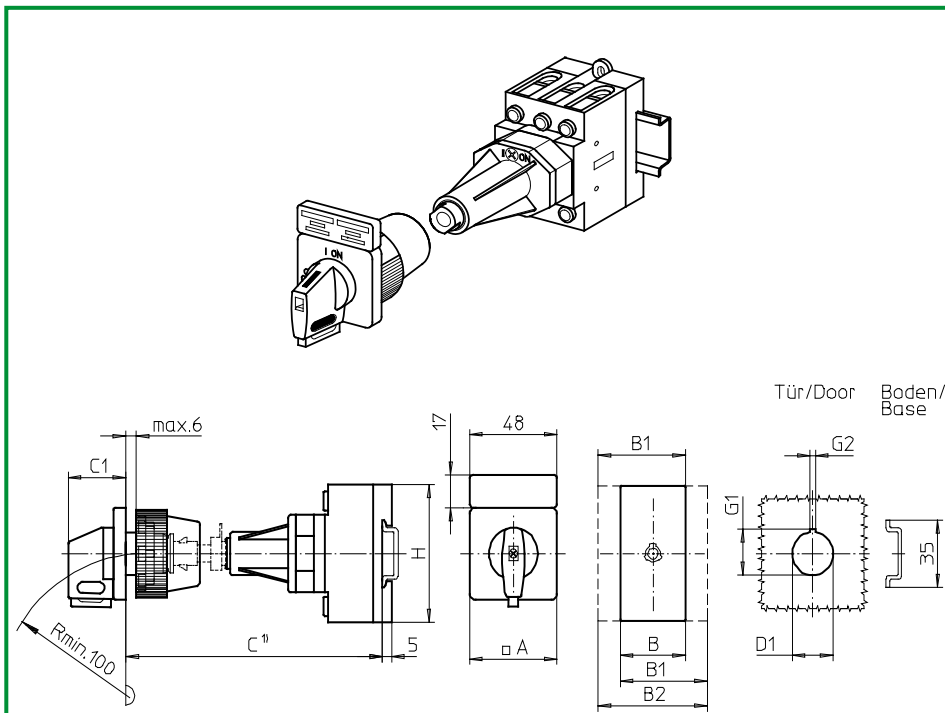
Dimensions (mm)

Product lines	A	B	B1	B2	C1	D1	G1	G2	H
H200-A	67	36	48	60	33	22,5	24,2	3,2	70
H200-B	67	50	69	88	33	22,5	24,2	3,2	72
H200-D	67	72	84	96	33	22,5	24,2	3,2	70

C¹⁾ Internal depth, outside of door to top of DIN rail. Metal shaft is not included. Please order separately. See page B6-17.

Base Mounting Switches

sälzer



Product lines
H200-A/-B

Base mounting switch

Door interlock
Metal shaft extension
With shaft retaining bush

Single hole mounting
ø 22,5 mm front

281V1 (IP66)

281V4 (IP66)

Complete switch	Poles	Product lines	Rated data (IEC 60947)			Order code number
			Operational current I _e	Operational power at 380–440V		
			AC-21A A	AC-23A kW	AC-3 kW	
Main Switches OFF position padlockable 09h	3 ... 4	H200-A	20	5,5	3,7	H216 - 41 ... - 281V1
			25	7,5	5,5	H220 - 41 ... - 281V1
			32	11	7,5	H226 - 41 ... - 281V1
			40	15	11	H233 - 41 ... - 281V1
			63	22	18,5	H263 - 41 ... - 281V1
Main/Emergency-Off Switches OFF position padlockable 09h	3 ... 4	H200-A	20	5,5	3,7	H216 - 41 ... - 281V4
			25	7,5	5,5	H220 - 41 ... - 281V4
			32	11	7,5	H226 - 41 ... - 281V4
			40	15	11	H233 - 41 ... - 281V4
			63	22	18,5	H263 - 41 ... - 281V4
	3 ... 4	H200-B				

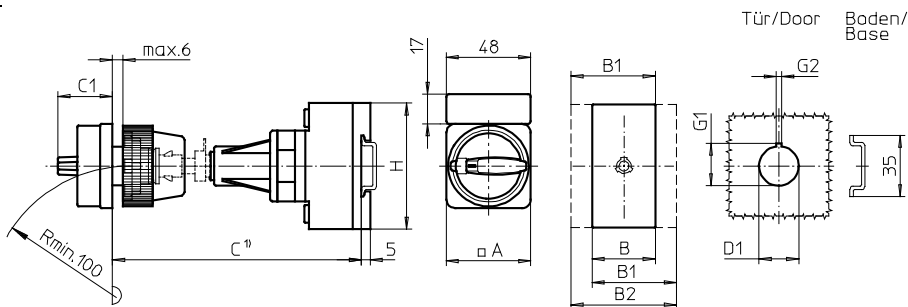
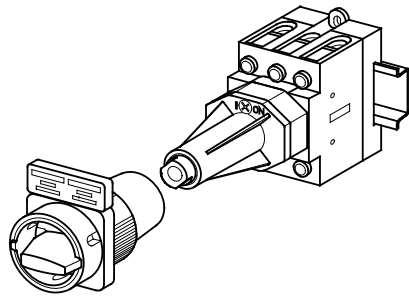
SMD modules for basic switch A02			
Mounting form module for 281V.		H200-A	BFA2 - 281
		H200-B	BFB2 - 281
V-operator module 48 × 48 mm, mounting form 281V1 Escutcheon black, handle black Legend plate silver, operator module 281V1		H200-A/-B	2LV1 - 09
V-operator module 48 × 48 mm, mounting form 281V4 Escutcheon black, handle red Legend plate yellow, operator module 281V4			FAS2 - 9078
Additional top escutcheon plate			2LV4 - 09
			FBS2 - 9078
			FAZ2 - 8041

Dimensions (mm)									
Product lines	A	B	B1	B2	C1	D1	G1	G2	H
H200-A	48	36	48	60	32	22,5	24,2	3,2	70
H200-B	48	50	69	88	32	22,5	24,2	3,2	72

C¹) Internal depth, outside of door to top of DIN rail. Metal shaft is not included. Please order separately. See page B6-17.

Base Mounting Switches

sälzer



Product lines
H200-A/-B

Base mounting switch

Door interlock
Metal shaft extension
With shaft retaining bush

Single hole mounting
ø 22,5 mm front

287M1 (IP66)

287M4 (IP66)

Complete switch	Poles	Product lines	Rated data (IEC 60947)			Order code number
			Operational current I _e	Operational power at 380–440V		
			AC-21A A	AC-23A kW	AC-3 kW	
Main Switches OFF position padlockable 09h	3 ... 4	H200-A	20	5,5	3,7	H216 - 41 ... - 287M1
			25	7,5	5,5	H220 - 41 ... - 287M1
			32	11	7,5	H226 - 41 ... - 287M1
			40	15	11	H233 - 41 ... - 287M1
			63	22	18,5	H263 - 41 ... - 287M1
Main/Emergency-Off Switches OFF position padlockable 09h	3 ... 4	H200-A	20	5,5	3,7	H216 - 41 ... - 287M4
			25	7,5	5,5	H220 - 41 ... - 287M4
			32	11	7,5	H226 - 41 ... - 287M4
			40	15	11	H233 - 41 ... - 287M4
			63	22	18,5	H263 - 41 ... - 287M4
SMD modules for basic switch A02			H200-A			BFA2 - 281
			H200-B			BFB2 - 281
			H200-A/-B			2MM1
						2MM4
						FAZ2 - 8041

SMD modules for basic switch A02

Mounting form module for 287M.

H200-A

BFA2 - 281

H200-B

BFB2 - 281

M-padlock device 48 x 48 mm, mounting form 287M1
Escutcheon black, padlockable handle black

H200-A/-B

2MM1

M-padlock device 48 x 48 mm, mounting form 287M4
Escutcheon yellow, padlockable handle red

2MM4

Additional top escutcheon plate

FAZ2 - 8041

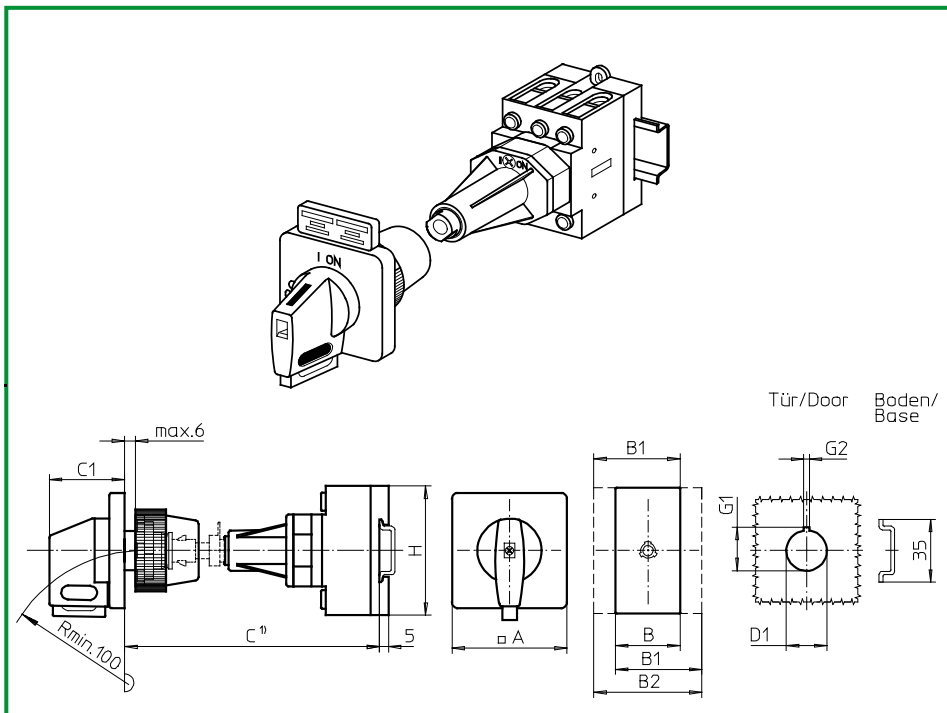
Dimensions (mm)

Product lines	A	B	B1	B2	C1	D1	G1	G2	H
H200-A	48	36	48	60	31	22,5	24,2	3,2	70
H200-B	48	50	69	88	31	22,5	24,2	3,2	72

C¹⁾ Internal depth, outside of door to top of DIN rail. Metal shaft is not included. Please order separately. See page B6-17.

Base Mounting Switches

sälzer



Product lines
H200-A/-B/-D

Base mounting switch
Operator module of next size

Door interlock
Metal shaft extension
With shaft retaining bush

Single hole mounting
ø 22,5 mm front

289V1 (IP66)
289V4 (IP66)

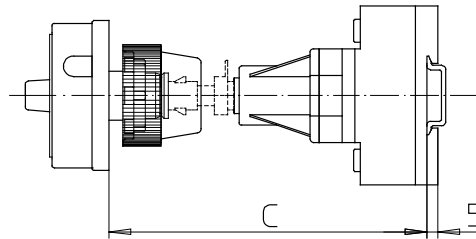
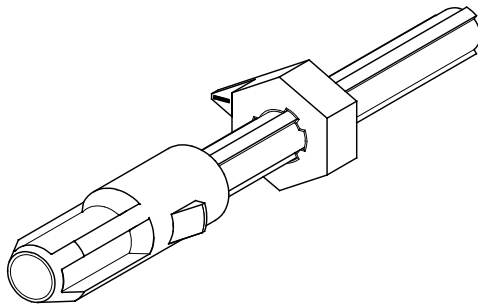
Complete switch	Poles	Product lines	Rated data (IEC 60947)			Order code number
			Operational current I _e	Operational power at 380–440V		
			AC-21A A	AC-23A kW	AC-3 kW	
Main Switches OFF position padlockable 09h	3 ... 8	H200-A/-D	20	5,5	3,7	H216 - 41 ... - 289V1
			25	7,5	5,5	H220 - 41 ... - 289V1
			32	11	7,5	H226 - 41 ... - 289V1
			40	15	11	H233 - 41 ... - 289V1
			63	22	18,5	H263 - 41 ... - 289V1
Main/Emergency-Off Switches OFF position padlockable 09h	3 ... 8	H200-A/-D	20	5,5	3,7	H216 - 41 ... - 289V4
			25	7,5	5,5	H220 - 41 ... - 289V4
			32	11	7,5	H226 - 41 ... - 289V4
			40	15	11	H233 - 41 ... - 289V4
			63	22	18,5	H263 - 41 ... - 289V4
	3 ... 4	H200-B				

SMD modules for basic switch A02			
Mounting form module for 289V.		H200-A	BFA2 - 281
		H200-B/-D	BFB2 - 281
V-operator module 64 × 64 mm, mounting form 289V1 Escutcheon black, handle black		H200-A/-B/-D	2NV1 - 09
Legend plate silver, operator module 289V1			FAS4 - 9078
V-operator module 64 × 64 mm, mounting form 289V4 Escutcheon black, handle red			2NV4 - 09
Legend plate yellow, operator module 289V4			FBS4 - 9078
Additional top escutcheon plate			FAZ2 - 8041

Dimensions (mm)									
Product lines	A	B	B1	B2	C1	D1	G1	G2	H
H200-A	64	36	48	60	39	22,5	24,2	3,2	70
H200-B	64	50	69	88	39	22,5	24,2	3,2	72
H200-D	64	72	84	96	39	22,5	24,2	3,2	70

C¹⁾ Internal depth, outside of door to top of DIN rail. Metal shaft is not included. Please order separately. See page B6-17.

Metal shaft extension



Product lines
H200-A/-B/-D/-E

Base mounting
switch

Door interlock
Metal shaft extension

Single hole mounting
ø 22,5 mm front

AVA8 - . . .

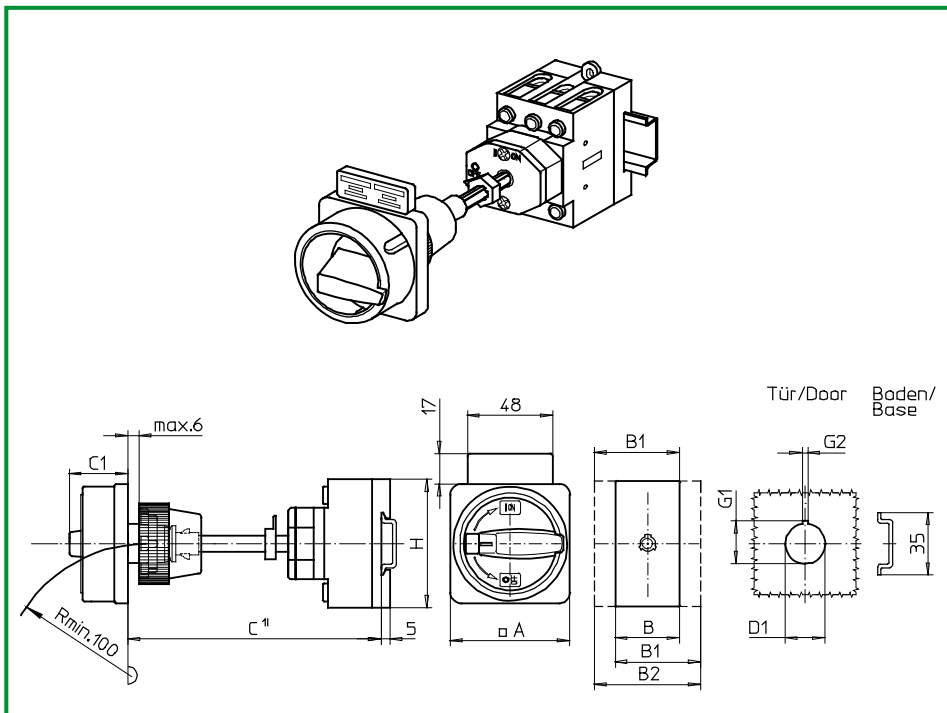
Metal shaft extension for mounting forms with **door interlock** and single hole mounting ø 22,5 mm front

Dimension C (internal depth, outside of door to top of DIN rail)

Mounting forms with shaft retaining screw		Order code number	Mounting forms with shaft retaining bush		Order code number
H200-A /-B	H200-D/-E		H200-A /-B	H200-D/-E	
137 ... 148 mm	145 ... 156 mm	AVA8 - 053	155 ... 173 mm	163 ... 181 mm	AVA8 - 065
149 ... 161 mm	157 ... 169 mm	AVA8 - 065	174 ... 198 mm	182 ... 206 mm	AVA8 - 090
162 ... 173 mm	170 ... 181 mm	AVA8 - 078	199 ... 223 mm	207 ... 231 mm	AVA8 - 115
174 ... 186 mm	182 ... 194 mm	AVA8 - 090	224 ... 248 mm	232 ... 256 mm	AVA8 - 140
187 ... 198 mm	195 ... 206 mm	AVA8 - 103	249 ... 273 mm	257 ... 281 mm	AVA8 - 165
199 ... 211 mm	207 ... 219 mm	AVA8 - 115	274 ... 298 mm	282 ... 306 mm	AVA8 - 190
212 ... 223 mm	220 ... 231 mm	AVA8 - 128	299 ... 323 mm	307 ... 331 mm	AVA8 - 215
224 ... 236 mm	232 ... 244 mm	AVA8 - 140	324 ... 348 mm	332 ... 356 mm	AVA8 - 240
237 ... 248 mm	245 ... 256 mm	AVA8 - 153	349 ... 373 mm	357 ... 381 mm	AVA8 - 265
249 ... 261 mm	257 ... 269 mm	AVA8 - 165	374 ... 398 mm	382 ... 406 mm	AVA8 - 290
262 ... 273 mm	270 ... 281 mm	AVA8 - 178	399 ... 423 mm	407 ... 431 mm	AVA8 - 315
274 ... 286 mm	282 ... 294 mm	AVA8 - 190	424 ... 448 mm	432 ... 456 mm	AVA8 - 340
287 ... 298 mm	295 ... 306 mm	AVA8 - 203	449 ... 473 mm	457 ... 481 mm	AVA8 - 365
299 ... 311 mm	307 ... 319 mm	AVA8 - 215	474 ... 498 mm	482 ... 506 mm	AVA8 - 390
312 ... 323 mm	320 ... 331 mm	AVA8 - 228	499 ... 523 mm	507 ... 531 mm	AVA8 - 415
324 ... 336 mm	332 ... 344 mm	AVA8 - 240	524 ... 548 mm	532 ... 556 mm	AVA8 - 440
337 ... 348 mm	345 ... 356 mm	AVA8 - 253	549 ... 573 mm	557 ... 581 mm	AVA8 - 465
349 ... 361 mm	357 ... 369 mm	AVA8 - 265	574 ... 598 mm	582 ... 606 mm	AVA8 - 490
362 ... 373 mm	370 ... 381 mm	AVA8 - 278	599 ... 623 mm	607 ... 631 mm	AVA8 - 515
374 ... 386 mm	382 ... 394 mm	AVA8 - 290	624 ... 643 mm	632 ... 656 mm	AVA8 - 540
387 ... 398 mm	395 ... 404 mm	AVA8 - 303			

Base Mounting Switches

sälzer



Product lines
H200-A/-B

Base mounting switch

Door interlock

Metal shaft extension with fixed metal shaft, C = 110mm

Single hole mounting

∅ 22,5 mm front

311M1 (IP66)

311M4 (IP66)

Complete switch	Poles	Product lines	Rated data (IEC 60947)			Order code number
			Operational current I _e	Operational power at 380–440V		
			AC-21A A	AC-23A kW	AC-3 kW	
Main Switches OFF position padlockable 09h	3 ... 4	H200-A	20	5,5	3,7	H216 - 41 ... - 311M1
			25	7,5	5,5	H220 - 41 ... - 311M1
			32	11	7,5	H226 - 41 ... - 311M1
			40	15	11	H233 - 41 ... - 311M1
			63	22	18,5	H263 - 41 ... - 311M1
Main/Emergency-Off Switches OFF position padlockable 09h	3 ... 4	H200-A	20	5,5	3,7	H216 - 41 ... - 311M4
			25	7,5	5,5	H220 - 41 ... - 311M4
			32	11	7,5	H226 - 41 ... - 311M4
			40	15	11	H233 - 41 ... - 311M4
			63	22	18,5	H263 - 41 ... - 311M4

SMD modules for basic switch A02

Mounting form module for 311M.

H200-A
H200-B

BFA2 - 311
BFB2 - 311

M-padlock device 67 × 67 mm, mounting form 311M1
Escutcheon black, padlockable handle black

H200-A/-B

2GM1

M-padlock device 67 × 67 mm, mounting form 311M4
Escutcheon yellow, padlockable handle red

2GM4

Additional top escutcheon plate

FAZ2 - 8041

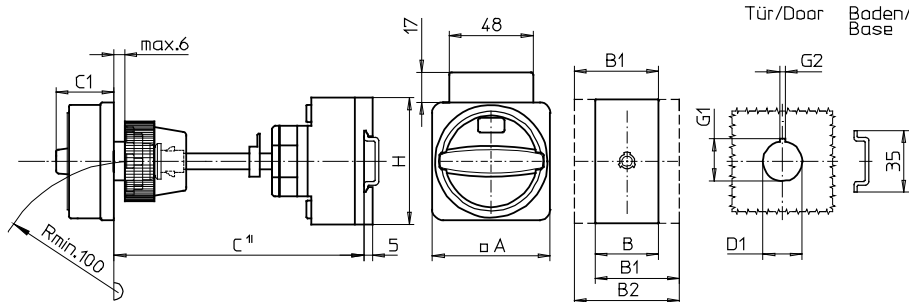
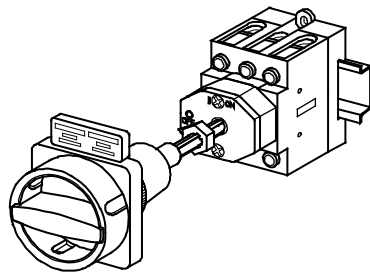
Dimensions (mm)

Product lines	A	B	B1	B2	C	C1	D1	G1	G2	H
H200-A	67	36	48	60	110	38	22,5	24,2	3,2	70
H200-B	67	50	69	88	110	38	22,5	24,2	3,2	72

C¹) Internal depth, outside of door to top of DIN rail.

Base Mounting Switches

sälzer



Product lines
H200-A/-B

Base mounting switch

Door interlock

Metal shaft extension with fixed metal shaft, C = 110 mm

Single hole mounting

∅ 22,5 mm front

311N1 (IP66)

311N4 (IP66)

Complete switch	Poles	Product lines	Rated data (IEC 60947)			Order code number				
			Operational current I _e	Operational power at 380–440V						
			AC-21A A	AC-23A kW	AC-3 kW					
Main Switches OFF position padlockable 12h	3 ... 4	H200-A	20	5,5	3,7	H216 - 41 ... - 311N1				
			25	7,5	5,5	H220 - 41 ... - 311N1				
			32	11	7,5	H226 - 41 ... - 311N1				
			40	15	11	H233 - 41 ... - 311N1				
			63	22	18,5	H263 - 41 ... - 311N1				
Main/Emergency-Off Switches OFF position padlockable 12h	3 ... 4	H200-A	20	5,5	3,7	H216 - 41 ... - 311N4				
			25	7,5	5,5	H220 - 41 ... - 311N4				
			32	11	7,5	H226 - 41 ... - 311N4				
			40	15	11	H233 - 41 ... - 311N4				
			63	22	18,5	H263 - 41 ... - 311N4				
SMD modules for basic switch A02			H200-A H200-B/ H200-A/-B			BFA2 - 311				
						BFB2 - 311				
						2GN1				
						2GN4				
						FAZ2 - 8041				
Dimensions (mm)										
Product lines	A	B	B1	B2	C	C1	D1	G1	G2	H
H200-A	67	36	48	60	110	33	22,5	24,2	3,2	70
H200-B	67	50	69	88	110	33	22,5	24,2	3,2	72
C¹⁾ Internal depth, outside of door to top of DIN rail.										

Base Mounting Switches

sälzer

Product lines
H200-A/-B/-D

Base mounting switch

Door interlock

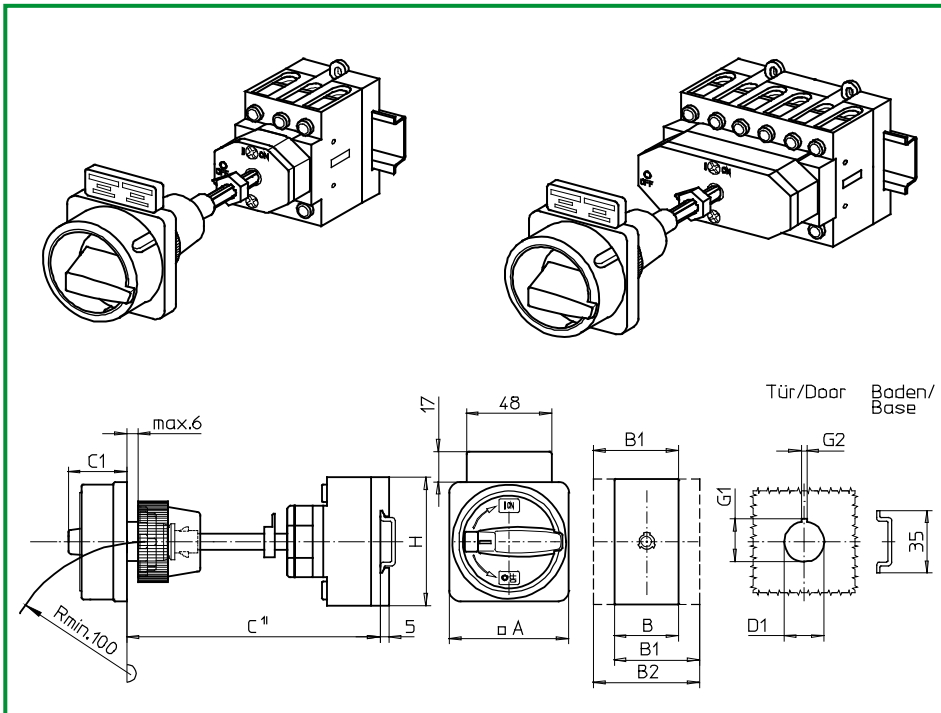
Metal shaft extension with fixed metal shaft, C = 115 mm

Single hole mounting

∅ 22,5 mm front

312M1 (IP66)

312M4 (IP66)



Complete switch	Poles	Product lines	Rated data (IEC 60947)			Order code number					
			Operational current I _e	Operational power at 380–440V							
			AC-21A A	AC-23A kW	AC-3 kW						
Main Switches OFF position padlockable 09h	3 ... 8	H200-A/-D	20	5,5	3,7	H216 - 41 ... - 312M1					
			25	7,5	5,5	H220 - 41 ... - 312M1					
			32	11	7,5	H226 - 41 ... - 312M1					
			40	15	11	H233 - 41 ... - 312M1					
			63	22	18,5	H263 - 41 ... - 312M1					
Main/Emergency-Off Switches OFF position padlockable 09h	3 ... 8	H200-A/-D	20	5,5	3,7	H216 - 41 ... - 312M4					
			25	7,5	5,5	H220 - 41 ... - 312M4					
			32	11	7,5	H226 - 41 ... - 312M4					
			40	15	11	H233 - 41 ... - 312M4					
			63	22	18,5	H263 - 41 ... - 312M4					
	3 ... 4	H200-B	63	22	18,5	H263 - 41 ... - 312M1					
	3 ... 4	H200-B	63	22	18,5	H263 - 41 ... - 312M4					
SMD modules for basic switch A02											
Mounting form module for 312M.			H200-A			BFA2 - 312					
			H200-B			BFB2 - 312					
			H200-D			BFC2 - 312					
M-padlock device 67 × 67 mm, mounting form 312M1 Escutcheon black, padlockable handle black			H200-A/-B/-D			2GM1					
M-padlock device 67 × 67 mm, mounting form 312M4 Escutcheon yellow, padlockable handle red						2GM4					
Additional top escutcheon plate						FAZZ - 8041					
Dimensions (mm)											
Product lines	A	B	B1	B2	C	C1	D1	G1	G2	H	
H200-A	67	36	48	60	115	38	22,5	24,2	3,2	70	
H200-B	67	50	69	88	115	38	22,5	24,2	3,2	72	
H200-D	67	72	84	96	115	38	22,5	24,2	3,2	70	
C¹⁾ Internal depth, outside of door to top of DIN rail.											

Base Mounting Switches

sälzer

Product lines
H200-A/-B/-D

Base mounting switch

Door interlock

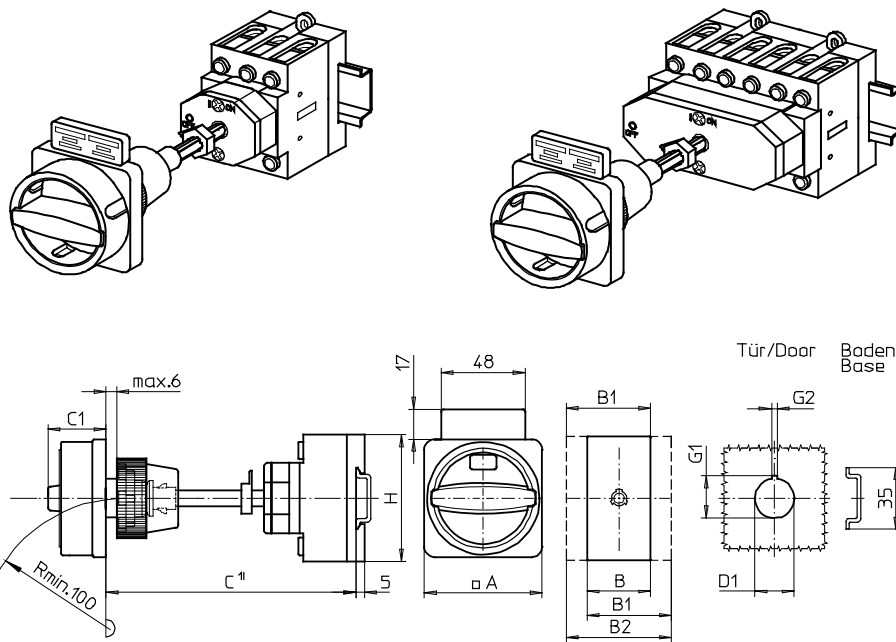
Metal shaft extension with fixed metal shaft, C = 115 mm

Single hole mounting

∅ 22,5 mm front

312N1 (IP66)

312N4 (IP66)



Complete switch	Poles	Product lines	Rated data (IEC 60947)			Order code number
			Operational current I _e	Operational power at 380–440V		
			AC-21A A	AC-23A kW	AC-3 kW	
Main Switches OFF position padlockable 12h	3 ... 8	H200-A/-D	20	5,5	3,7	H216 - 41 ... - 312N1
			25	7,5	5,5	H220 - 41 ... - 312N1
			32	11	7,5	H226 - 41 ... - 312N1
			40	15	11	H233 - 41 ... - 312N1
			63	22	18,5	H263 - 41 ... - 312N1
Main/Emergency-Off Switches OFF position padlockable 12h	3 ... 8	H200-A/-D	20	5,5	3,7	H216 - 41 ... - 312N4
			25	7,5	5,5	H220 - 41 ... - 312N4
			32	11	7,5	H226 - 41 ... - 312N4
			40	15	11	H233 - 41 ... - 312N4
			63	22	18,5	H263 - 41 ... - 312N4
	3 ... 4	H200-B				

SMD modules for basic switch A02

Mounting form module for 312N.

H200-A
H200-B
H200-D
H200-A/-B/-D

BFA2 - 312
BFB2 - 312
BFC2 - 312
2GN1

N-padlock device 67 × 67 mm, mounting form 312N1
Escutcheon black, padlockable handle black

N-padlock device 67 × 67 mm, mounting form 312N4
Escutcheon yellow, padlockable handle red

Additional top escutcheon plate

2GN4

FAZ2 - 8041

Dimensions (mm)

Product lines	A	B	B1	B2	C	C1	D1	G1	G2	H
H200-A	67	36	48	60	115	33	22,5	24,2	3,2	70
H200-B	67	50	69	88	115	33	22,5	24,2	3,2	72
H200-D	67	72	84	96	115	33	22,5	24,2	3,2	70

C¹⁾ Internal depth, outside of door to top of DIN rail.

Base Mounting Switches

sälzer

Product lines
H200-A/-B/-D

Base mounting switch

Door interlock

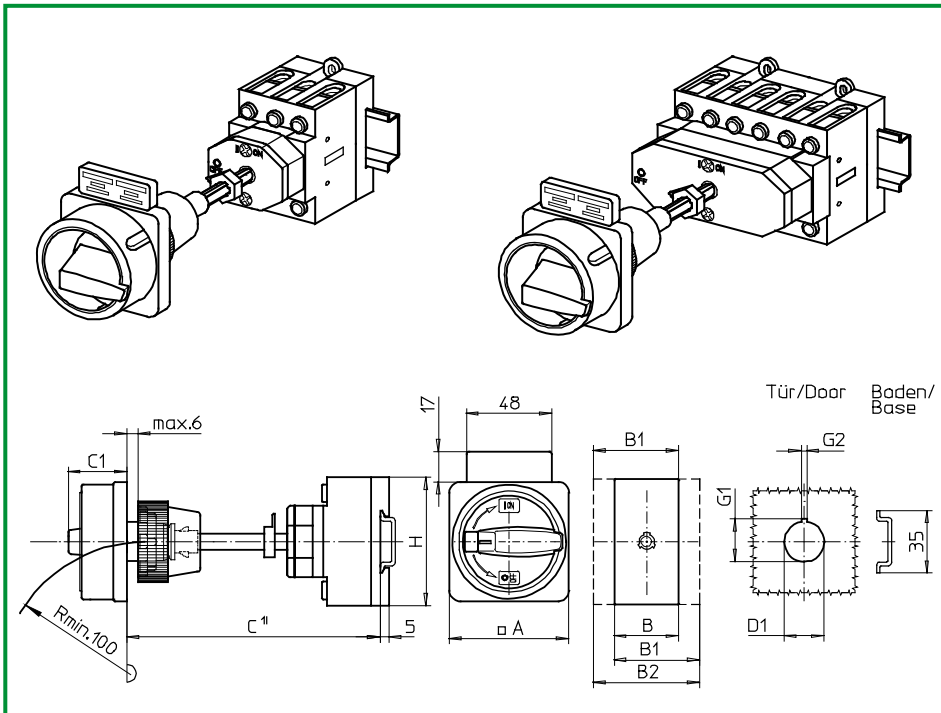
Metal shaft extension with fixed metal shaft, C = 120 mm

Single hole mounting

∅ 22,5 mm front

313M1 (IP66)

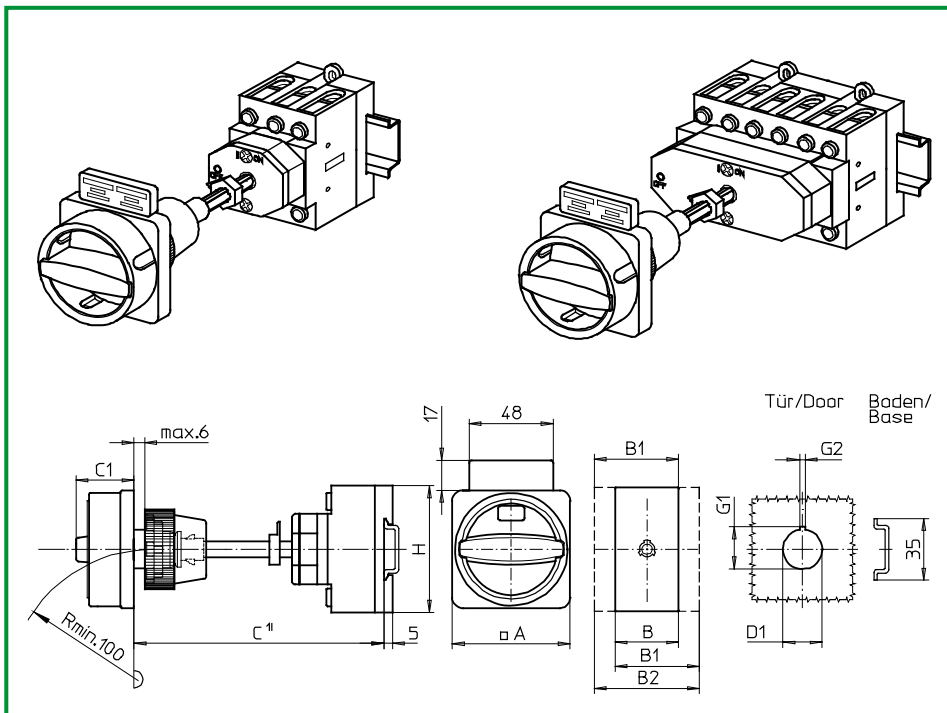
313M4 (IP66)



Complete switch	Poles	Product lines	Rated data (IEC 60947)			Order code number				
			Operational current I _e	Operational power at 380–440V						
			AC-21A A	AC-23A kW	AC-3 kW					
Main Switches OFF position padlockable 09h	3 ... 8	H200-A/-D	20	5,5	3,7	H216 - 41 ... - 313M1				
			25	7,5	5,5	H220 - 41 ... - 313M1				
			32	11	7,5	H226 - 41 ... - 313M1				
			40	15	11	H233 - 41 ... - 313M1				
	3 ... 4	H200-B	63	22	18,5	H263 - 41 ... - 313M1				
Main/Emergency-Off Switches OFF position padlockable 09h	3 ... 8	H200-A/-D	20	5,5	3,7	H216 - 41 ... - 313M4				
			25	7,5	5,5	H220 - 41 ... - 313M4				
			32	11	7,5	H226 - 41 ... - 313M4				
			40	15	11	H233 - 41 ... - 313M4				
	3 ... 4	H200-B	63	22	18,5	H263 - 41 ... - 313M4				
SMD modules for basic switch A02										
Mounting form module for 313M.			H200-A H200-B H200-D			BFA2 - 313 BFB2 - 313 BFC2 - 313				
M-padlock device 67 × 67 mm, mounting form 313M1 Escutcheon black, padlockable handle black			H200-A/-B/-D			2GM1				
M-padlock device 67 × 67 mm, mounting form 313M4 Escutcheon yellow, padlockable handle red						2GM4				
Additional top escutcheon plate						FAZZ - 8041				
Dimensions (mm)										
Product lines	A	B	B1	B2	C	C1	D1	G1	G2	H
H200-A	67	36	48	60	120	38	22,5	24,2	3,2	70
H200-B	67	50	69	88	120	38	22,5	24,2	3,2	72
H200-D	67	72	84	96	120	38	22,5	24,2	3,2	70
C¹) Internal depth, outside of door to top of DIN rail.										

Base Mounting Switches

sälzer



**Product lines
H200-A/-B/-D**

Base mounting switch

Door interlock

Metal shaft extension with fixed metal shaft, C = 120 mm

Single hole mounting

ø 22,5 mm front

313N1 (IP66)

313N4 (IP66)

Complete switch	Poles	Product lines	Rated data (IEC 60947)			Order code number
			Operational current I _e	Operational power at 380–440V		
			AC-21A A	AC-23A kW	AC-3 kW	
Main Switches OFF position padlockable 12h	3 ... 8	H200-A/-D	20	5,5	3,7	H216 - 41 ... - 313N1
			25	7,5	5,5	H220 - 41 ... - 313N1
			32	11	7,5	H226 - 41 ... - 313N1
			40	15	11	H233 - 41 ... - 313N1
			63	22	18,5	H263 - 41 ... - 313N1
Main/Emergency-Off Switches OFF position padlockable 12h	3 ... 8	H200-A/-D	20	5,5	3,7	H216 - 41 ... - 313N4
			25	7,5	5,5	H220 - 41 ... - 313N4
			32	11	7,5	H226 - 41 ... - 313N4
			40	15	11	H233 - 41 ... - 313N4
			63	22	18,5	H263 - 41 ... - 313N4
	3 ... 4	H200-B				

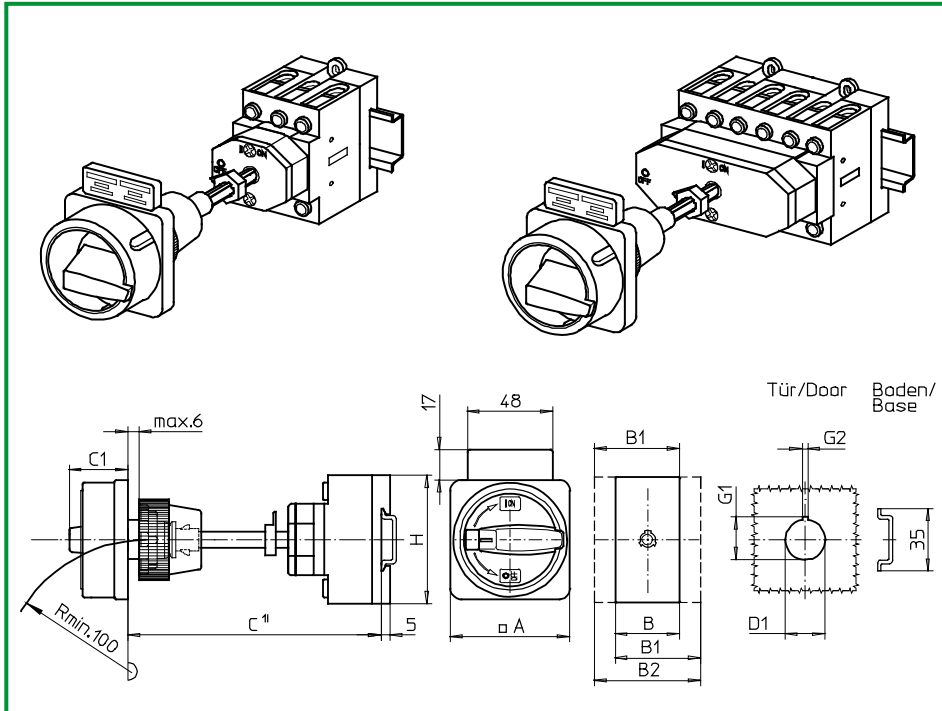
SMD modules for basic switch A02			
Mounting form module for 313N.		H200-A H200-B H200-D	BFA2 - 313 BFB2 - 313 BFC2 - 313
N-padlock device 67 × 67 mm, mounting form 313N1 Escutcheon black, padlockable handle black		H200-A/-B/-D	2GN1
N-padlock device 67 × 67 mm, mounting form 313N4 Escutcheon yellow, padlockable handle red			2GN4
Additional top escutcheon plate			FAZ2 - 8041

Dimensions (mm)										
Product lines	A	B	B1	B2	C	C1	D1	G1	G2	H
H200-A	67	36	48	60	120	33	22,5	24,2	3,2	70
H200-B	67	50	69	88	120	33	22,5	24,2	3,2	72
H200-D	67	72	84	96	120	33	22,5	24,2	3,2	70

C¹) Internal depth, outside of door to top of DIN rail.

Base Mounting Switches

sälzer



Product lines
H200-A/-B/-D

Base mounting switch

Door interlock

Metal shaft extension with fixed metal shaft, C = 125 mm

Single hole mounting

∅ 22,5 mm front

314M1 (IP66)

314M4 (IP66)

Complete switch	Poles	Product lines	Rated data (IEC 60947)			Order code number
			Operational current I _e	Operational power at 380–440V		
			AC-21A A	AC-23A kW	AC-3 kW	
Main Switches OFF position padlockable 09h	3 ... 8	H200-A/-D	20	5,5	3,7	H216 - 41 ... - 314M1
			25	7,5	5,5	H220 - 41 ... - 314M1
			32	11	7,5	H226 - 41 ... - 314M1
			40	15	11	H233 - 41 ... - 314M1
			63	22	18,5	H263 - 41 ... - 314M1
Main/Emergency-Off Switches OFF position padlockable 09h	3 ... 8	H200-A/-D	20	5,5	3,7	H216 - 41 ... - 314M4
			25	7,5	5,5	H220 - 41 ... - 314M4
			32	11	7,5	H226 - 41 ... - 314M4
			40	15	11	H233 - 41 ... - 314M4
			63	22	18,5	H263 - 41 ... - 314M4
	3 ... 4	H200-B				

SMD modules for basic switch A02			
Mounting form module for 314M.		H200-A H200-B H200-D	BFA2 - 314 BFB2 - 314 BFC2 - 314
M-padlock device 67 × 67 mm, mounting form 314M1 Escutcheon black, padlockable handle black		H200-A/-B/-D	2GM1
M-padlock device 67 × 67 mm, mounting form 314M4 Escutcheon yellow, padlockable handle red			2GM4
Additional top escutcheon plate			FAZZ - 8041

Dimensions (mm)										
Product lines	A	B	B1	B2	C	C1	D1	G1	G2	H
H200-A	67	36	48	60	125	38	22,5	24,2	3,2	70
H200-B	67	50	69	88	125	38	22,5	24,2	3,2	72
H200-D	67	72	84	96	125	38	22,5	24,2	3,2	70

C¹) Internal depth, outside of door to top of DIN rail.

Base Mounting Switches

sälzer

Product lines
H200-A/-B/-D

Base mounting switch

Door interlock

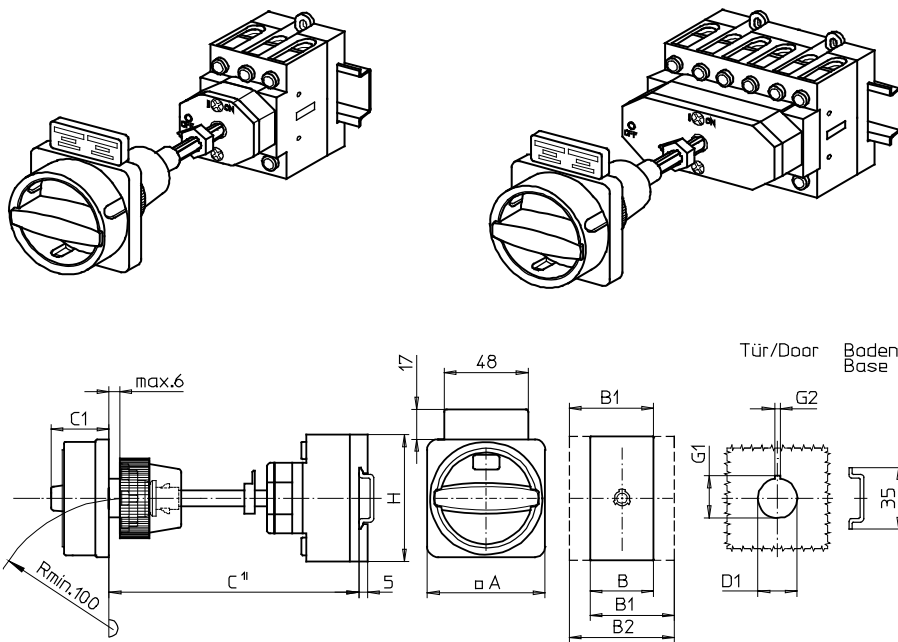
Metal shaft extension with fixed metal shaft, C = 125 mm

Single hole mounting

ø 22,5 mm front

314N1 (IP66)

314N4 (IP66)



Complete switch	Poles	Product lines	Rated data (IEC 60947)			Order code number
			Operational current I _e	Operational power at 380–440V		
			AC-21A A	AC-23A kW	AC-3 kW	
Main Switches OFF position padlockable 12h	3 ... 8	H200-A/-D	20	5,5	3,7	H216 - 41 ... - 314N1
			25	7,5	5,5	H220 - 41 ... - 314N1
			32	11	7,5	H226 - 41 ... - 314N1
			40	15	11	H233 - 41 ... - 314N1
			63	22	18,5	H263 - 41 ... - 314N1
Main/Emergency-Off Switches OFF position padlockable 12h	3 ... 8	H200-A/-D	20	5,5	3,7	H216 - 41 ... - 314N4
			25	7,5	5,5	H220 - 41 ... - 314N4
			32	11	7,5	H226 - 41 ... - 314N4
			40	15	11	H233 - 41 ... - 314N4
			63	22	18,5	H263 - 41 ... - 314N4
	3 ... 4	H200-B				

SMD modules for basic switch A02

Mounting form module for 314N.

H200-A
H200-B
H200-D
H200-A/-B/-D

BFA2 - 314
BFB2 - 314
BFC2 - 314
2GN1

N-padlock device 67 × 67 mm, mounting form 314N1
Escutcheon black, padlockable handle black

N-padlock device 67 × 67 mm, mounting form 314N4
Escutcheon yellow, padlockable handle red

Additional top escutcheon plate

2GN4

FAZZ - 8041

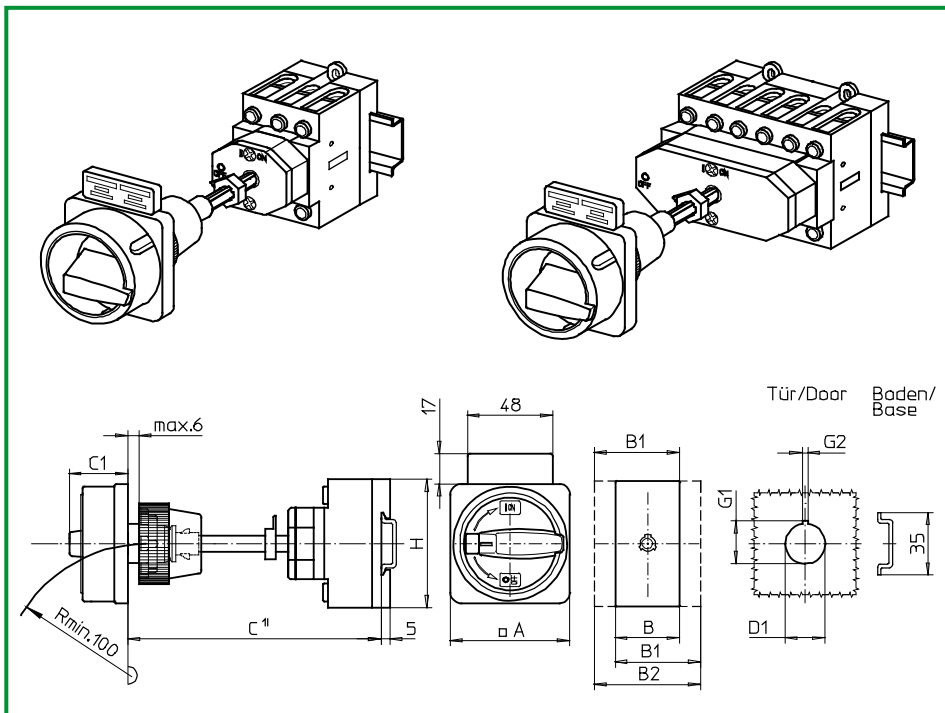
Dimensions (mm)

Product lines	A	B	B1	B2	C	C1	D1	G1	G2	H
H200-A	67	36	48	60	125	33	22,5	24,2	3,2	70
H200-B	67	50	69	88	125	33	22,5	24,2	3,2	72
H200-D	67	72	84	96	125	33	22,5	24,2	3,2	70

C¹) Internal depth, outside of door to top of DIN rail.

Base Mounting Switches

sälzer



Product lines
H200-A/-B/-D

Base mounting switch

Door interlock
Metal shaft extension with fixed metal shaft, C = 130 mm

Single hole mounting
ø 22,5 mm front

315M1 (IP66)

315M4 (IP66)

Complete switch	Poles	Product lines	Rated data (IEC 60947)			Order code number
			Operational current I _e	Operational power at 380–440V		
			AC-21A A	AC-23A kW	AC-3 kW	
Main Switches OFF position padlockable 09h	3 ... 8	H200-A/-D	20	5,5	3,7	H216 - 41 ... - 315M1
			25	7,5	5,5	H220 - 41 ... - 315M1
			32	11	7,5	H226 - 41 ... - 315M1
			40	15	11	H233 - 41 ... - 315M1
	3 ... 4	H200-B	63	22	18,5	H263 - 41 ... - 315M1
Main/Emergency-Off Switches OFF position padlockable 09h	3 ... 8	H200-A/-D	20	5,5	3,7	H216 - 41 ... - 315M4
			25	7,5	5,5	H220 - 41 ... - 315M4
			32	11	7,5	H226 - 41 ... - 315M4
			40	15	11	H233 - 41 ... - 315M4
	3 ... 4	H200-B	63	22	18,5	H263 - 41 ... - 315M4

SMD modules for basic switch A02

Mounting form module for 315M.

H200-A
H200-B
H200-D

BFA2 - 315
BFB2 - 315
BFC2 - 315

M-padlock device 67 × 67 mm, mounting form 315M1
Escutcheon black, padlockable handle black

H200-A/-B/-D

2GM1

M-padlock device 67 × 67 mm, mounting form 315M4
Escutcheon yellow, padlockable handle red

2GM4

Additional top escutcheon plate

FAZZ - 8041

Dimensions (mm)

Product lines	A	B	B1	B2	C	C1	D1	G1	G2	H
H200-A	67	36	48	60	130	38	22,5	24,2	3,2	70
H200-B	67	50	69	88	130	38	22,5	24,2	3,2	72
H200-D	67	72	84	96	130	38	22,5	24,2	3,2	70

C¹) Internal depth, outside of door to top of DIN rail.

Base Mounting Switches

sälzer

Product lines
H200-A/-B/-D

Base mounting switch

Door interlock

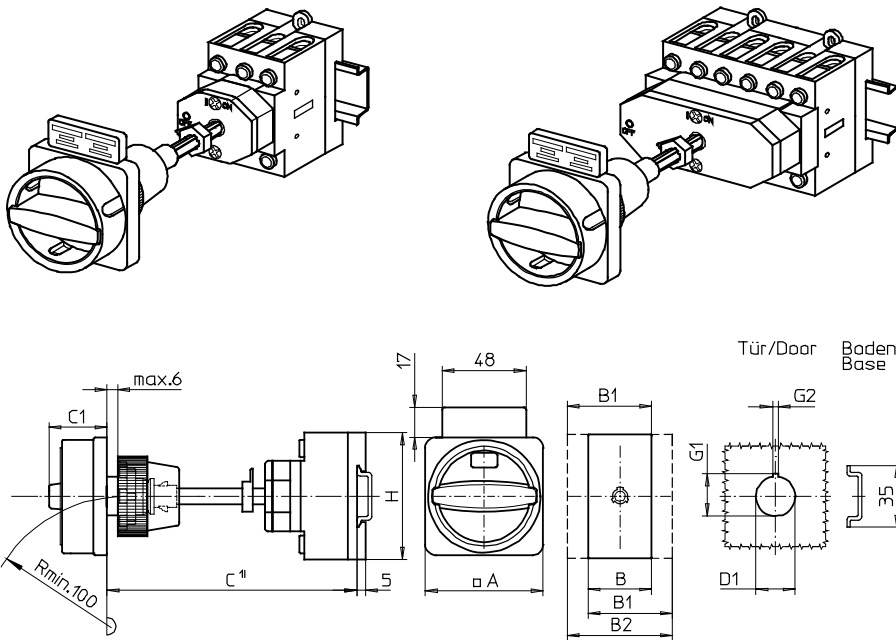
Metal shaft extension with fixed metal shaft, C = 130 mm

Single hole mounting

∅ 22,5 mm front

315N1 (IP66)

315N4 (IP66)



Complete switch	Poles	Product lines	Rated data (IEC 60947)			Order code number
			Operational current I _e	Operational power at 380–440V		
			AC-21A A	AC-23A kW	AC-3 kW	
Main Switches OFF position padlockable 12h	3 ... 8	H200-A/-D	20	5,5	3,7	H216 - 41 ... - 315N1
			25	7,5	5,5	H220 - 41 ... - 315N1
			32	11	7,5	H226 - 41 ... - 315N1
			40	15	11	H233 - 41 ... - 315N1
			63	22	18,5	H263 - 41 ... - 315N1
Main/Emergency-Off Switches OFF position padlockable 12h	3 ... 8	H200-A/-D	20	5,5	3,7	H216 - 41 ... - 315N4
			25	7,5	5,5	H220 - 41 ... - 315N4
			32	11	7,5	H226 - 41 ... - 315N4
			40	15	11	H233 - 41 ... - 315N4
			63	22	18,5	H263 - 41 ... - 314N4

SMD modules for basic switch A02

Mounting form module for 315N.

H200-A
H200-B
H200-D
H200-A/-B/-D

BFA2 - 315
BFB2 - 315
BFC2 - 315
2GN1

N-padlock device 67 × 67 mm, mounting form 315N1
Escutcheon black, padlockable handle black

N-padlock device 67 × 67 mm, mounting form 315N4
Escutcheon yellow, padlockable handle red

Additional top escutcheon plate

2GN4

FAZ2 - 8041

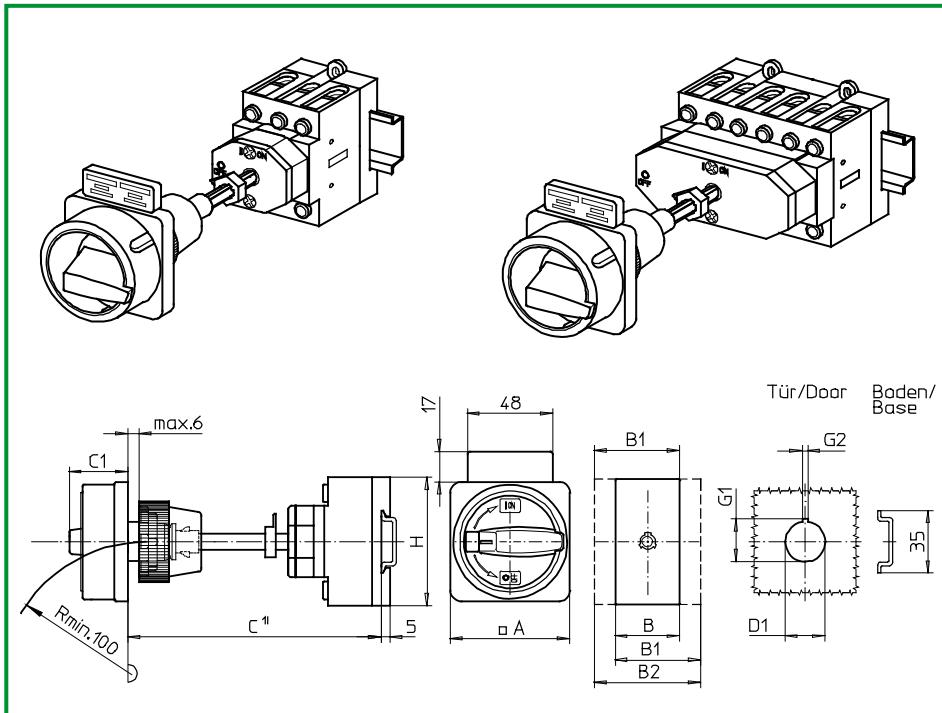
Dimensions (mm)

Product lines	A	B	B1	B2	C	C1	D1	G1	G2	H
H200-A	67	36	48	60	130	33	22,5	24,2	3,2	70
H200-B	67	50	69	88	130	33	22,5	24,2	3,2	72
H200-D	67	72	84	96	130	33	22,5	24,2	3,2	70

C¹) Internal depth, outside of door to top of DIN rail.

Base Mounting Switches

sälzer



Product lines
H200-A/-B/-D

Base mounting switch

Door interlock

Metal shaft extension with fixed metal shaft, C = 135 mm

Single hole mounting

∅ 22,5 mm front

316M1 (IP66)

316M4 (IP66)

Complete switch	Poles	Product lines	Rated data (IEC 60947)			Order code number
			Operational current I _e	Operational power at 380–440V		
			AC-21A A	AC-23A kW	AC-3 kW	
Main Switches OFF position padlockable 09h	3 ... 8	H200-A/-D	20	5,5	3,7	H216 - 41 ... - 316M1
			25	7,5	5,5	H220 - 41 ... - 316M1
			32	11	7,5	H226 - 41 ... - 316M1
			40	15	11	H233 - 41 ... - 316M1
			63	22	18,5	H263 - 41 ... - 316M1
Main/Emergency-Off Switches OFF position padlockable 09h	3 ... 8	H200-A/-D	20	5,5	3,7	H216 - 41 ... - 316M4
			25	7,5	5,5	H220 - 41 ... - 316M4
			32	11	7,5	H226 - 41 ... - 316M4
			40	15	11	H233 - 41 ... - 316M4
			63	22	18,5	H263 - 41 ... - 316M4
	3 ... 4	H200-B				

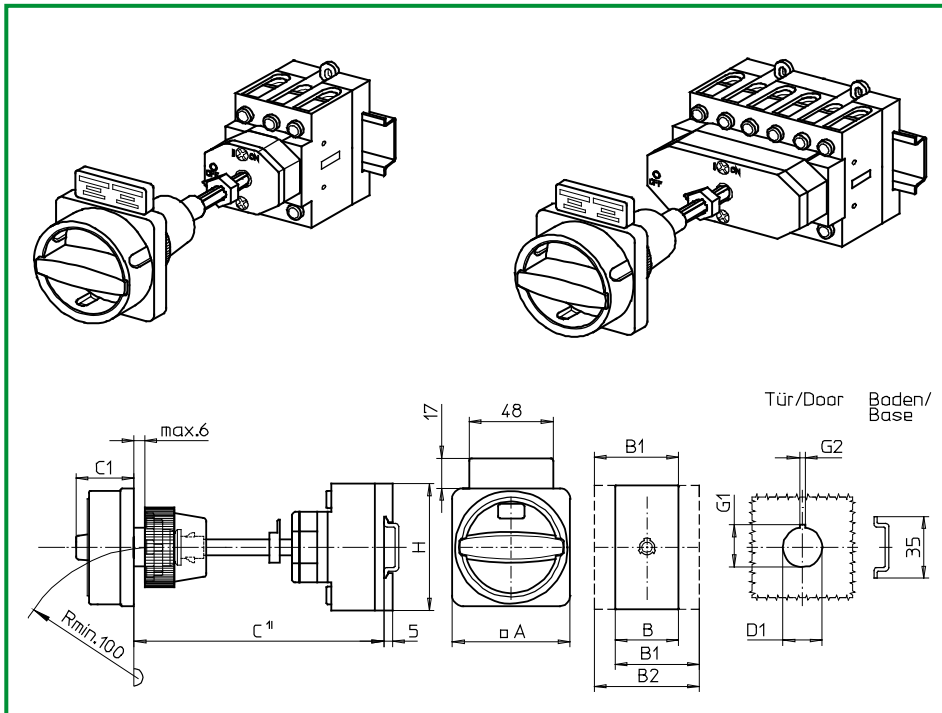
SMD modules for basic switch A02		
Mounting form module for 316M.	H200-A H200-B H200-D	BFA2 - 316 BFB2 - 316 BFC2 - 316
M-padlock device 67 × 67 mm, mounting form 316M1 Escutcheon black, padlockable handle black	H200-A/-B/-D	2GM1
M-padlock device 67 × 67 mm, mounting form 316M4 Escutcheon yellow, padlockable handle red		2GM4
Additional top escutcheon plate		FAZZ - 8041

Dimensions (mm)										
Product lines	A	B	B1	B2	C	C1	D1	G1	G2	H
H200-A	67	36	48	60	135	38	22,5	24,2	3,2	70
H200-B	67	50	69	88	135	38	22,5	24,2	3,2	72
H200-D	67	72	84	96	135	38	22,5	24,2	3,2	70

C¹) Internal depth, outside of door to top of DIN rail.

Base Mounting Switches

sälzer



**Product lines
H200-A/-B/-D**

Base mounting switch

Door interlock

Metal shaft extension with fixed metal shaft, C = 135 mm

Single hole mounting

∅ 22,5 mm front

316N1 (IP66)

316N4 (IP66)

Complete switch	Poles	Product lines	Rated data (IEC 60947)			Order code number
			Operational current I _e	Operational power at 380–440V		
			AC-21A A	AC-23A kW	AC-3 kW	
Main Switches OFF position padlockable 12h	3 ... 8	H200-A/-D	20	5,5	3,7	H216 - 41 ... - 316N1
			25	7,5	5,5	H220 - 41 ... - 316N1
			32	11	7,5	H226 - 41 ... - 316N1
			40	15	11	H233 - 41 ... - 316N1
			63	22	18,5	H263 - 41 ... - 316N1
Main/Emergency-Off Switches OFF position padlockable 12h	3 ... 8	H200-A/-D	20	5,5	3,7	H216 - 41 ... - 316N4
			25	7,5	5,5	H220 - 41 ... - 316N4
			32	11	7,5	H226 - 41 ... - 316N4
			40	15	11	H233 - 41 ... - 316N4
			63	22	18,5	H263 - 41 ... - 316N4
	3 ... 4	H200-B				

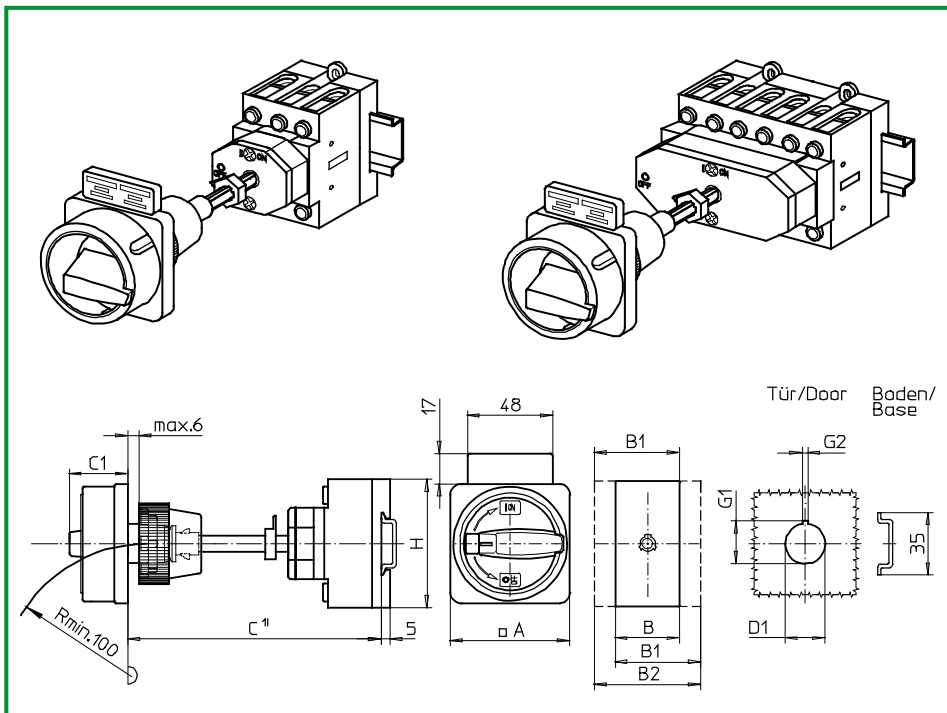
SMD modules for basic switch A02		
Mounting form module for 316N.	H200-A H200-B H200-D	BFA2 - 316 BFB2 - 316 BFC2 - 316
N-padlock device 67 × 67 mm, mounting form 316N1 Escutcheon black, padlockable handle black	H200-A/-B/-D	2GN1
N-padlock device 67 × 67 mm, mounting form 316N4 Escutcheon yellow, padlockable handle red		2GN4
Additional top escutcheon plate		FAZ2 - 8041

Dimensions (mm)										
Product lines	A	B	B1	B2	C	C1	D1	G1	G2	H
H200-A	67	36	48	60	135	33	22,5	24,2	3,2	70
H200-B	67	50	69	88	135	33	22,5	24,2	3,2	72
H200-D	67	72	84	96	135	33	22,5	24,2	3,2	70

C¹) Internal depth, outside of door to top of DIN rail.

Base Mounting Switches

sälzer



**Product lines
H200-A/-B/-D**

Base mounting switch

Door interlock

Metal shaft extension with fixed metal shaft, C =140 mm

Single hole mounting

ø 22,5 mm front

317M1 (IP66)

317M4 (IP66)

Complete switch	Poles	Product lines	Rated data (IEC 60947)			Order code number
			Operational current I _e	Operational power at 380–440V		
			AC-21A A	AC-23A kW	AC-3 kW	
Main Switches OFF position padlockable 09h	3 ... 8	H200-A/-D	20	5,5	3,7	H216 - 41 ... - 317M1
			25	7,5	5,5	H220 - 41 ... - 317M1
			32	11	7,5	H226 - 41 ... - 317M1
			40	15	11	H233 - 41 ... - 317M1
			63	22	18,5	H263 - 41 ... - 317M1
Main/Emergency-Off Switches OFF position padlockable 09h	3 ... 8	H200-A/-D	20	5,5	3,7	H216 - 41 ... - 317M4
			25	7,5	5,5	H220 - 41 ... - 317M4
			32	11	7,5	H226 - 41 ... - 317M4
			40	15	11	H233 - 41 ... - 317M4
			63	22	18,5	H263 - 41 ... - 317M4
	3 ... 4	H200-B				

SMD modules for basic switch A02			
Mounting form module for 317M.		H200-A H200-B H200-D	BFA2 - 317 BFB2 - 317 BFC2 - 317
M-padlock device 67 × 67 mm, mounting form 317M1 Escutcheon black, padlockable handle black		H200-A/-B/-D	2GM1
M-padlock device 67 × 67 mm, mounting form 317M4 Escutcheon yellow, padlockable handle red			2GM4
Additional top escutcheon plate			FAZZ - 8041

Dimensions (mm)										
Product lines	A	B	B1	B2	C	C1	D1	G1	G2	H
H200-A	67	36	48	60	140	38	22,5	24,2	3,2	70
H200-B	67	50	69	88	140	38	22,5	24,2	3,2	72
H200-D	67	72	84	96	140	38	22,5	24,2	3,2	70

C¹) Internal depth, outside of door to top of DIN rail.

Base Mounting Switches

sälzer

Product lines
H200-A/-B/-D

Base mounting switch

Door interlock

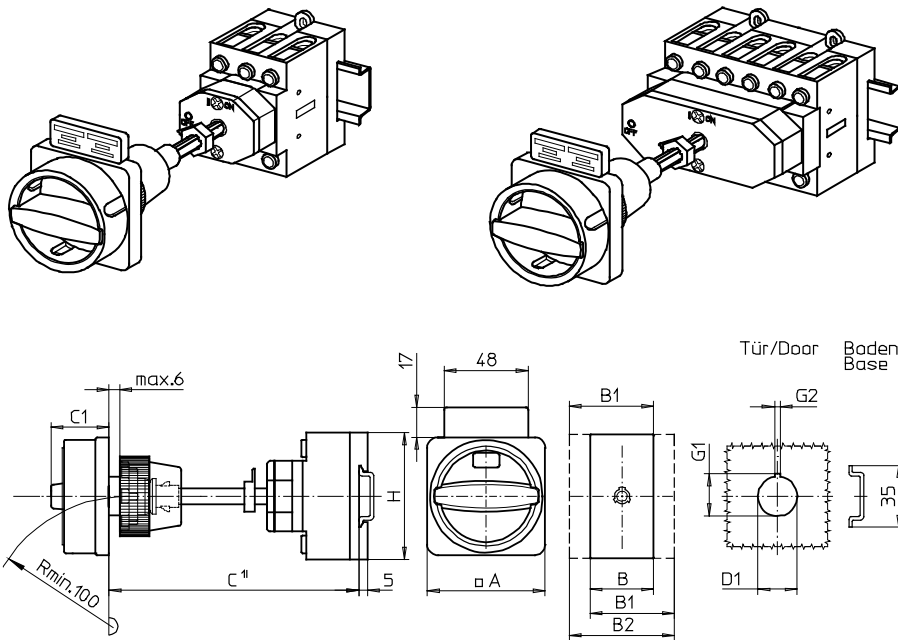
Metal shaft extension with fixed metal shaft, C = 140 mm

Single hole mounting

∅ 22,5 mm front

317N1 (IP66)

317N4 (IP66)



Complete switch	Poles	Product lines	Rated data (IEC 60947)			Order code number
			Operational current I _e	Operational power at 380–440V		
			AC-21A A	AC-23A kW	AC-3 kW	
Main Switches OFF position padlockable 12h	3 ... 8	H200-A/-D	20	5,5	3,7	H216 - 41 ... - 317N1
			25	7,5	5,5	H220 - 41 ... - 317N1
			32	11	7,5	H226 - 41 ... - 317N1
			40	15	11	H233 - 41 ... - 317N1
			63	22	18,5	H263 - 41 ... - 317N1
Main/Emergency-Off Switches OFF position padlockable 12h	3 ... 8	H200-A/-D	20	5,5	3,7	H216 - 41 ... - 317N4
			25	7,5	5,5	H220 - 41 ... - 317N4
			32	11	7,5	H226 - 41 ... - 317N4
			40	15	11	H233 - 41 ... - 317N4
			63	22	18,5	H263 - 41 ... - 317N4
	3 ... 4	H200-B				

SMD modules for basic switch A02

Mounting form module for 317N.

H200-A
H200-B
H200-D
H200-A/-B/-D

BFA2 - 317
BFB2 - 317
BFC2 - 317
2GN1

N-padlock device 67 × 67 mm, mounting form 317N1
Escutcheon black, padlockable handle black

N-padlock device 67 × 67 mm, mounting form 317N4
Escutcheon yellow, padlockable handle red

Additional top escutcheon plate

2GN4

FAZ2 - 8041

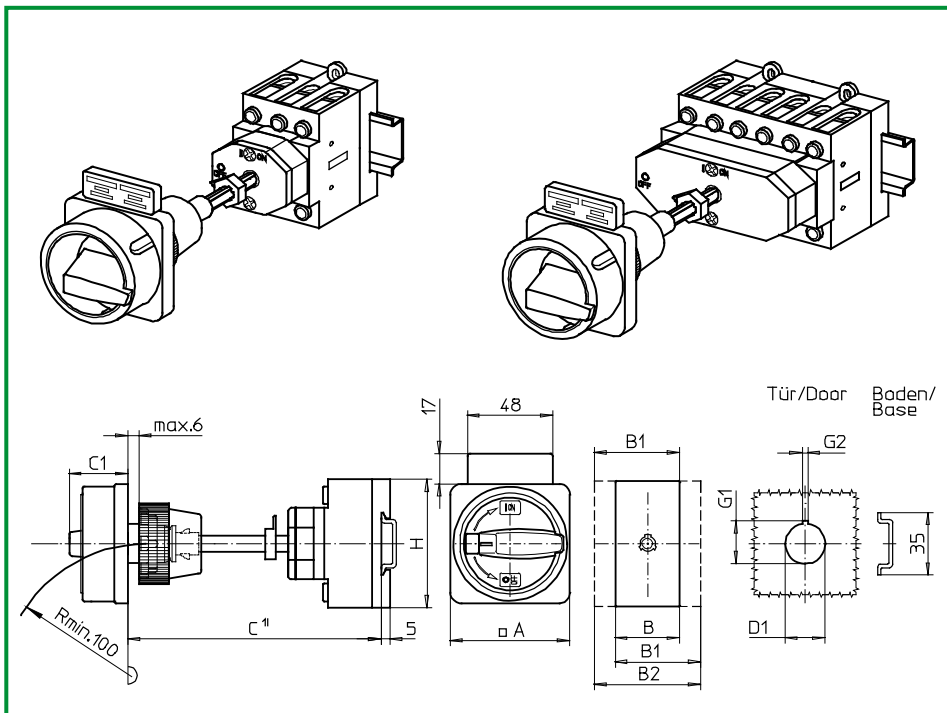
Dimensions (mm)

Product lines	A	B	B1	B2	C	C1	D1	G1	G2	H
H200-A	67	36	48	60	140	33	22,5	24,2	3,2	70
H200-B	67	50	69	88	140	33	22,5	24,2	3,2	72
H200-D	67	72	84	96	140	33	22,5	24,2	3,2	70

C¹) Internal depth, outside of door to top of DIN rail.

Base Mounting Switches

sälzer



**Product lines
H200-A/-B/-D**

Base mounting switch

Door interlock

Metal shaft extension with fixed metal shaft, C = 145 mm

Single hole mounting

ø 22,5 mm front

318M1 (IP66)

318M4 (IP66)

Complete switch	Poles	Product lines	Rated data (IEC 60947)			Order code number
			Operational current I _e	Operational power at 380–440V		
			AC-21A A	AC-23A kW	AC-3 kW	
Main Switches OFF position padlockable 09h	3 ... 8	H200-A/-D	20	5,5	3,7	H216 - 41 ... - 318M1
			25	7,5	5,5	H220 - 41 ... - 318M1
			32	11	7,5	H226 - 41 ... - 318M1
			40	15	11	H233 - 41 ... - 318M1
			63	22	18,5	H263 - 41 ... - 318M1
Main/Emergency-Off Switches OFF position padlockable 09h	3 ... 8	H200-A/-D	20	5,5	3,7	H216 - 41 ... - 318M4
			25	7,5	5,5	H220 - 41 ... - 318M4
			32	11	7,5	H226 - 41 ... - 318M4
			40	15	11	H233 - 41 ... - 318M4
			63	22	18,5	H263 - 41 ... - 318M4
	3 ... 4	H200-B				

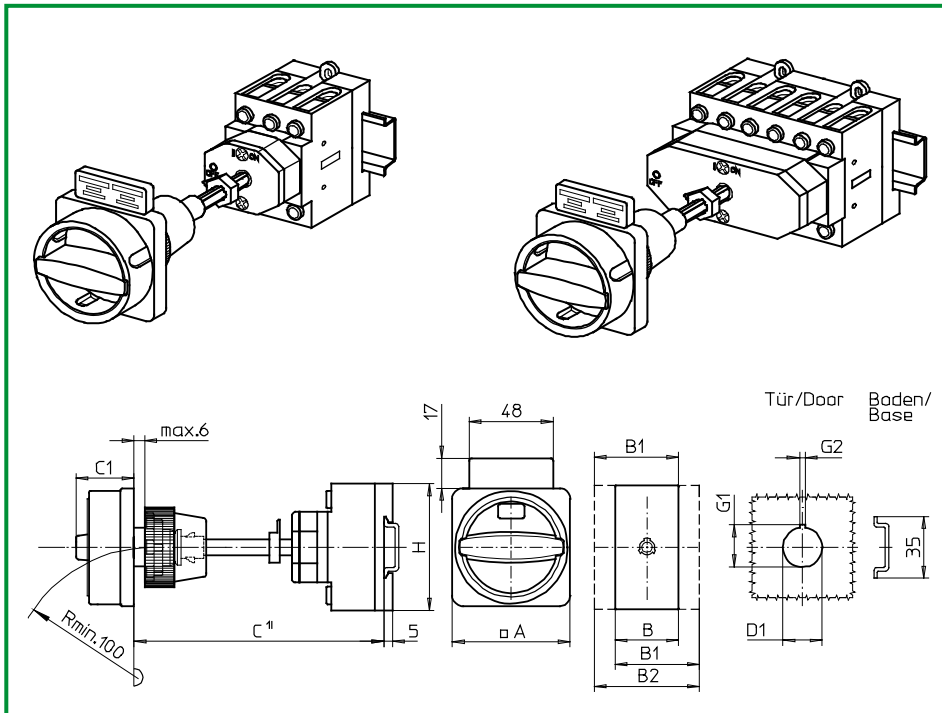
SMD modules for basic switch A02		
Mounting form module for 318M.	H200-A H200-B H200-D	BFA2 - 318 BFB2 - 318 BFC2 - 318
M-padlock device 67 × 67 mm, mounting form 318M1 Escutcheon black, padlockable handle black	H200-A/-B/-D	2GM1
M-padlock device 67 × 67 mm, mounting form 318M4 Escutcheon yellow, padlockable handle red		2GM4
Additional top escutcheon plate		FAZZ - 8041

Dimensions (mm)										
Product lines	A	B	B1	B2	C	C1	D1	G1	G2	H
H200-A	67	36	48	60	145	38	22,5	24,2	3,2	70
H200-B	67	50	69	88	145	38	22,5	24,2	3,2	72
H200-D	67	72	84	96	145	38	22,5	24,2	3,2	70

C¹) Internal depth, outside of door to top of DIN rail.

Base Mounting Switches

sälzer



**Product lines
H200-A/-B/-D**

Base mounting switch

Door interlock

Metal shaft extension with fixed metal shaft, C = 145 mm

Single hole mounting

∅ 22,5 mm front

318N1 (IP66)

318N4 (IP66)

Complete switch	Poles	Product lines	Rated data (IEC 60947)			Order code number
			Operational current I _e	Operational power at 380–440V		
			AC-21A A	AC-23A kW	AC-3 kW	
Main Switches OFF position padlockable 12h	3 ... 8	H200-A/-D	20	5,5	3,7	H216 - 41 ... - 318N1
			25	7,5	5,5	H220 - 41 ... - 318N1
			32	11	7,5	H226 - 41 ... - 318N1
			40	15	11	H233 - 41 ... - 318N1
			63	22	18,5	H263 - 41 ... - 318N1
Main/Emergency-Off Switches OFF position padlockable 12h	3 ... 8	H200-A/-D	20	5,5	3,7	H216 - 41 ... - 318N4
			25	7,5	5,5	H220 - 41 ... - 318N4
			32	11	7,5	H226 - 41 ... - 318N4
			40	15	11	H233 - 41 ... - 318N4
			63	22	18,5	H263 - 41 ... - 318N4
	3 ... 4	H200-B				

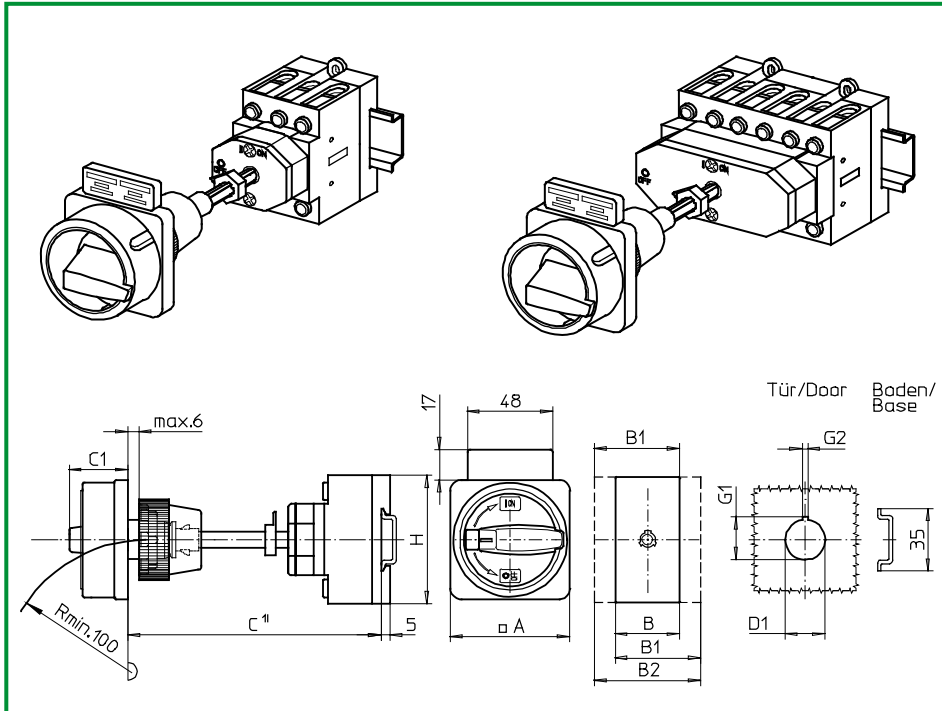
SMD modules for basic switch A02		
Mounting form module for 318N.	H200-A H200-B H200-D	BFA2 - 318 BFB2 - 318 BFC2 - 318
N-padlock device 67 × 67 mm, mounting form 318N1 Escutcheon black, padlockable handle black	H200-A/-B/-D	2GN1
N-padlock device 67 × 67 mm, mounting form 318N4 Escutcheon yellow, padlockable handle red		2GN4
Additional top escutcheon plate		FAZ2 - 8041

Dimensions (mm)										
Product lines	A	B	B1	B2	C	C1	D1	G1	G2	H
H200-A	67	36	48	60	145	33	22,5	24,2	3,2	70
H200-B	67	50	69	88	145	33	22,5	24,2	3,2	72
H200-D	67	72	84	96	145	33	22,5	24,2	3,2	70

C¹) Internal depth, outside of door to top of DIN rail.

Base Mounting Switches

sälzer



Product lines
H200-A/-B/-D

Base mounting switch

Door interlock

Metal shaft extension with fixed metal shaft, C = 150 mm

Single hole mounting

ø 22,5 mm front

319M1 (IP66)

319M4 (IP66)

Complete switch	Poles	Product lines	Rated data (IEC 60947)			Order code number
			Operational current I _e	Operational power at 380–440V		
			AC-21A A	AC-23A kW	AC-3 kW	
Main Switches OFF position padlockable 09h	3 ... 8	H200-A/-D	20	5,5	3,7	H216 - 41 ... - 319M1
			25	7,5	5,5	H220 - 41 ... - 319M1
			32	11	7,5	H226 - 41 ... - 319M1
			40	15	11	H233 - 41 ... - 319M1
			63	22	18,5	H263 - 41 ... - 319M1
Main/Emergency-Off Switches OFF position padlockable 09h	3 ... 8	H200-A/-D	20	5,5	3,7	H216 - 41 ... - 319M4
			25	7,5	5,5	H220 - 41 ... - 319M4
			32	11	7,5	H226 - 41 ... - 319M4
			40	15	11	H233 - 41 ... - 319M4
			63	22	18,5	H263 - 41 ... - 319M4
	3 ... 4	H200-B				

SMD modules for basic switch A02			
Mounting form module for 319M.		H200-A H200-B H200-D	BFA2 - 319 BFB2 - 319 BFC2 - 319
M-padlock device 67 × 67 mm, mounting form 319M1 Escutcheon black, padlockable handle black		H200-A/-B/-D	2GM1
M-padlock device 67 × 67 mm, mounting form 319M4 Escutcheon yellow, padlockable handle red			2GM4
Additional top escutcheon plate			FAZZ - 8041

Dimensions (mm)										
Product lines	A	B	B1	B2	C	C1	D1	G1	G2	H
H200-A	67	36	48	60	150	38	22,5	24,2	3,2	70
H200-B	67	50	69	88	150	38	22,5	24,2	3,2	72
H200-D	67	72	84	96	150	38	22,5	24,2	3,2	70

C¹) Internal depth, outside of door to top of DIN rail.

Base Mounting Switches

sälzer

Product lines
H200-A/-B/-D

Base mounting switch

Door interlock

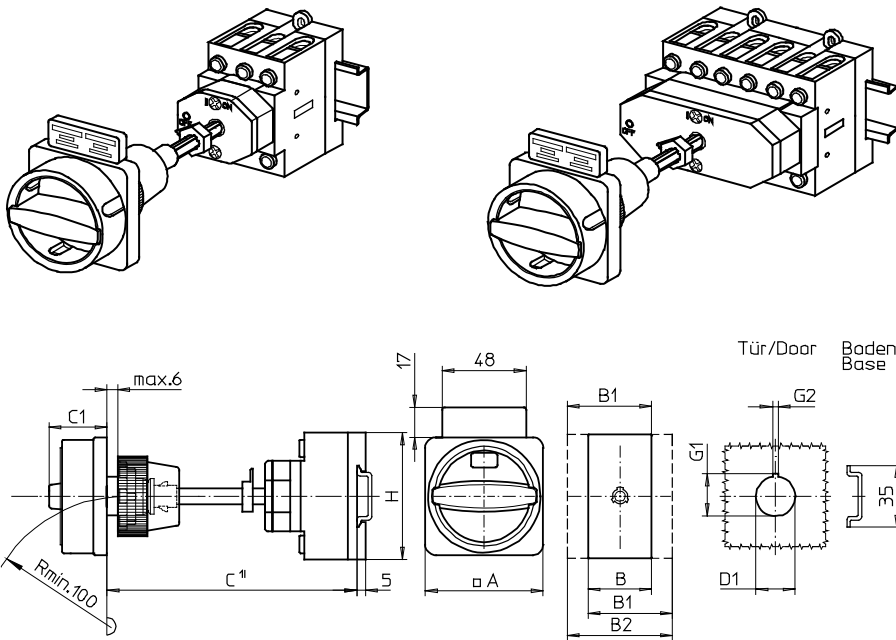
Metal shaft extension with fixed metal shaft, C = 150 mm

Single hole mounting

∅ 22,5 mm front

319N1 (IP66)

319N4 (IP66)



Complete switch	Poles	Product lines	Rated data (IEC 60947)			Order code number
			Operational current I _e	Operational power at 380–440V		
			AC-21A A	AC-23A kW	AC-3 kW	
Main Switches OFF position padlockable 12h	3 ... 8	H200-A/-D	20	5,5	3,7	H216 - 41 ... - 319N1
			25	7,5	5,5	H220 - 41 ... - 319N1
			32	11	7,5	H226 - 41 ... - 319N1
			40	15	11	H233 - 41 ... - 319N1
			63	22	18,5	H263 - 41 ... - 319N1
Main/Emergency-Off Switches OFF position padlockable 12h	3 ... 8	H200-A/-D	20	5,5	3,7	H216 - 41 ... - 319N4
			25	7,5	5,5	H220 - 41 ... - 319N4
			32	11	7,5	H226 - 41 ... - 319N4
			40	15	11	H233 - 41 ... - 319N4
			63	22	18,5	H263 - 41 ... - 319N4
	3 ... 4	H200-B				

SMD modules for basic switch A02

Mounting form module for 319N.

H200-A
H200-B
H200-D
H200-A/-B/-D

BFA2 - 319
BFB2 - 319
BFC2 - 319
2GN1

N-padlock device 67 × 67 mm, mounting form 319N1
Escutcheon black, padlockable handle black

N-padlock device 67 × 67 mm, mounting form 319N4
Escutcheon yellow, padlockable handle red

Additional top escutcheon plate

2GN4

FAZ2 - 8041

Dimensions (mm)

Product lines	A	B	B1	B2	C	C1	D1	G1	G2	H
H200-A	67	36	48	60	150	33	22,5	24,2	3,2	70
H200-B	67	50	69	88	150	33	22,5	24,2	3,2	72
H200-D	67	72	84	96	150	33	22,5	24,2	3,2	70

C¹) Internal depth, outside of door to top of DIN rail.

Base Mounting Switches

sälzer

Product line
H200-D

Base mounting switch

Door interlock

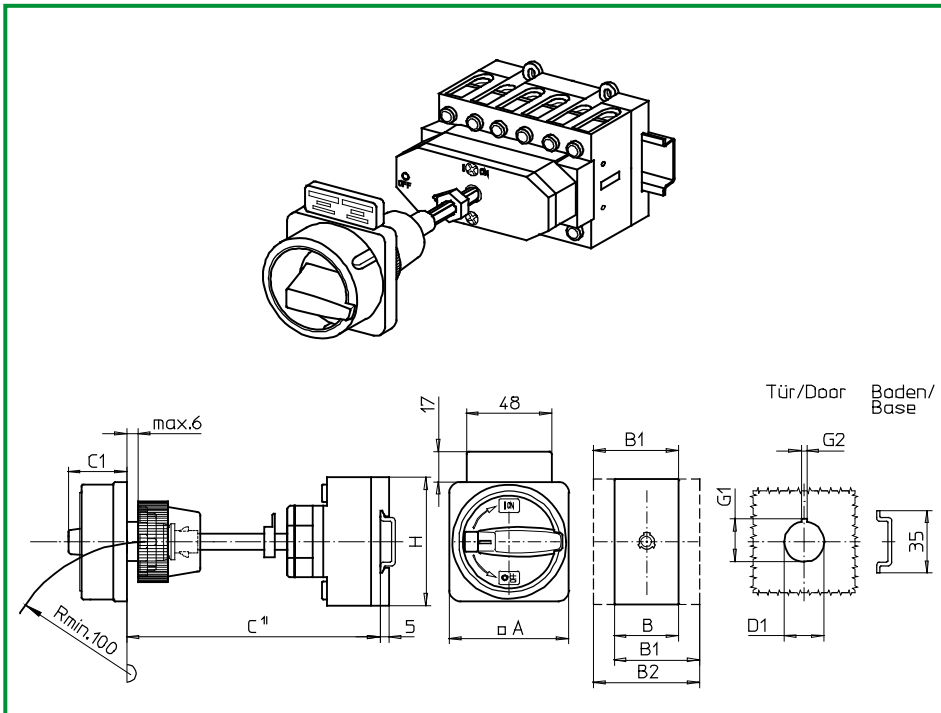
Metal shaft extension with fixed metal shaft, C = 155 mm

Single hole mounting

ø 22,5 mm front

320M1 (IP66)

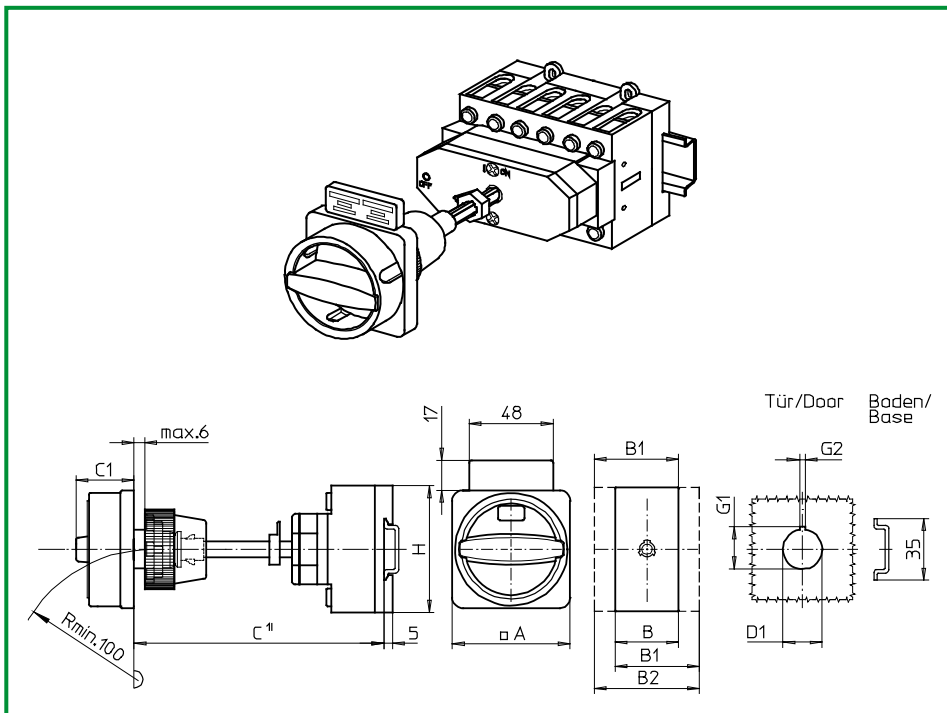
320M4 (IP66)



Complete switch	Poles	Product lines	Rated data (IEC 60947)			Order code number					
			Operational current I _e	Operational power at 380–440V							
			AC-21A A	AC-23A kW	AC-3 kW						
Main Switches OFF position padlockable 09h	6 ... 8	H200-D	20	5,5	3,7	H216 - 41 ... - 320M1					
			25	7,5	5,5	H220 - 41 ... - 320M1					
			32	11	7,5	H226 - 41 ... - 320M1					
			40	15	11	H233 - 41 ... - 320M1					
Main/Emergency-Off Switches OFF position padlockable 09h	6 ... 8	H200-D	20	5,5	3,7	H216 - 41 ... - 320M4					
			25	7,5	5,5	H220 - 41 ... - 320M4					
			32	11	7,5	H226 - 41 ... - 320M4					
			40	15	11	H233 - 41 ... - 320M4					
SMD modules for basic switch A02											
Mounting form module for 320M.			H200-D		BFC2 - 320						
M-padlock device 67 × 67 mm, mounting form 320M1 Escutcheon black, padlockable handle black			H200-D		2GM1						
M-padlock device 67 × 67 mm, mounting form 320M4 Escutcheon yellow, padlockable handle red					2GM4						
Additional top escutcheon plate					FAZ2 - 8041						
Dimensions (mm)											
Product line	A	B	B1	B2	C	C1	D1	G1	G2	H	
H200-D	67	72	84	96	155	38	22,5	24,2	3,2	70	
C¹⁾ Internal depth, outside of door to top of DIN rail.											

Base Mounting Switches

sälzer



Product line
H200-D

Base mounting switch

Door interlock
Metal shaft extension with fixed metal shaft, C = 155 mm

Single hole mounting
ø 22,5 mm front

320N1 (IP66)

320N4 (IP66)

Complete switch	Poles	Product lines	Rated data (IEC 60947)			Order code number
			Operational current I _e	Operational power at 380–440V		
			AC-21A A	AC-23A kW	AC-3 kW	
Main Switches OFF position padlockable 12h	6 ... 8	H200-D	20	5,5	3,7	H216 - 41 ... - 320N1
			25	7,5	5,5	H220 - 41 ... - 320N1
			32	11	7,5	H226 - 41 ... - 320N1
			40	15	11	H233 - 41 ... - 320N1
Main/Emergency-Off Switches OFF position padlockable 12h	6 ... 8	H200-D	20	5,5	3,7	H216 - 41 ... - 320N4
			25	7,5	5,5	H220 - 41 ... - 320N4
			32	11	7,5	H226 - 41 ... - 320N4
			40	15	11	H233 - 41 ... - 320N4

SMD modules for basic switch A02		
Mounting form module for 320N.	H200-D	BFC2 - 320
M-padlock device 67 × 67 mm, mounting form 320N1 Escutcheon black, padlockable handle black	H200-D	2GN1
M-padlock device 67 × 67 mm, mounting form 320N4 Escutcheon yellow, padlockable handle red		2GN4
Additional top escutcheon plate		FAZ2 - 8041

Dimensions (mm)										
Product line	A	B	B1	B2	C	C1	D1	G1	G2	H
H200-D	67	72	84	96	155	33	22,5	24,2	3,2	70

C¹) Internal depth, outside of door to top of DIN rail.

Base Mounting Switches

sälzer

**Product lines
H200-A/B**

Base mounting switch

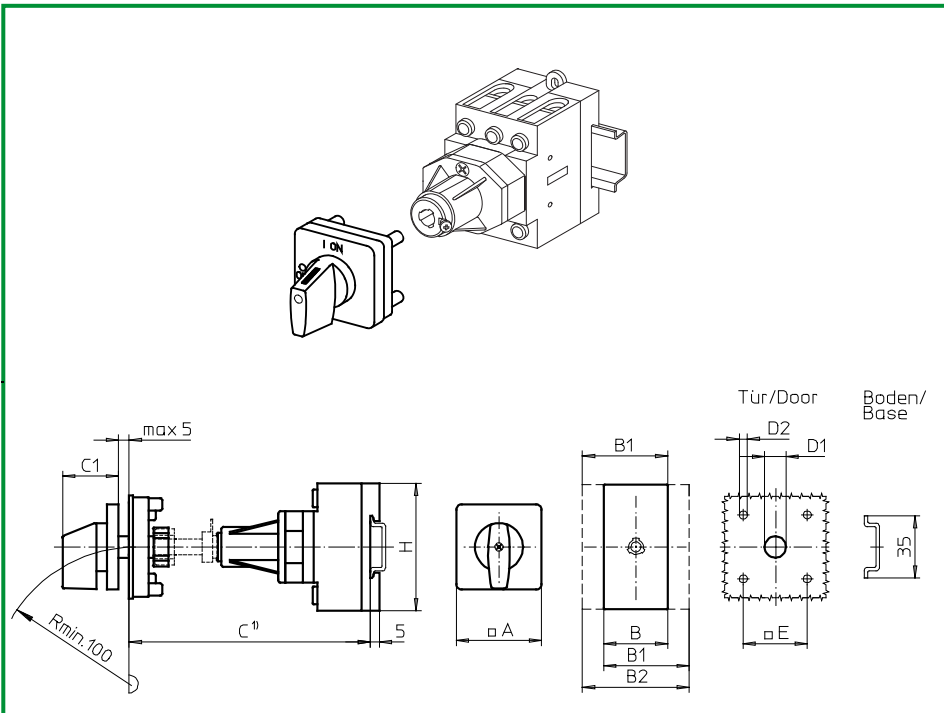
Door clutch

Metal shaft extension
With shaft retaining screw

Four hole mounting

36 x 36 mm front

252M1 (IP66)



Complete switch

Poles

Product lines

Rated data (IEC 60947)

Order code number

Operational current I_e Operational power at 380–440V

AC-21A AC-23A AC-3
A kW kW

ON-OFF Switches
Switching angle 90°

3 ... 4 H200-A

20 5,5 3,7 **H216 - 41 ... - 252M1**
25 7,5 5,5 **H220 - 41 ... - 252M1**
32 11 7,5 **H226 - 41 ... - 252M1**
40 15 11 **H233 - 41 ... - 252M1**

3 ... 4 H200-B

63 22 18,5 **H263 - 41 ... - 252M1**

SMD modules for basic switch A02

Mounting form module for 252M1

H200-A
H200-B

BFA2 - 252
BFB2 - 252

M-operator module 48 x 48 mm, mounting form 252M1
Escutcheon black, handle black

H200-A/B

2AM1

Legend plate silver, operator module 252M1

FAS2 - 9... (FA number)

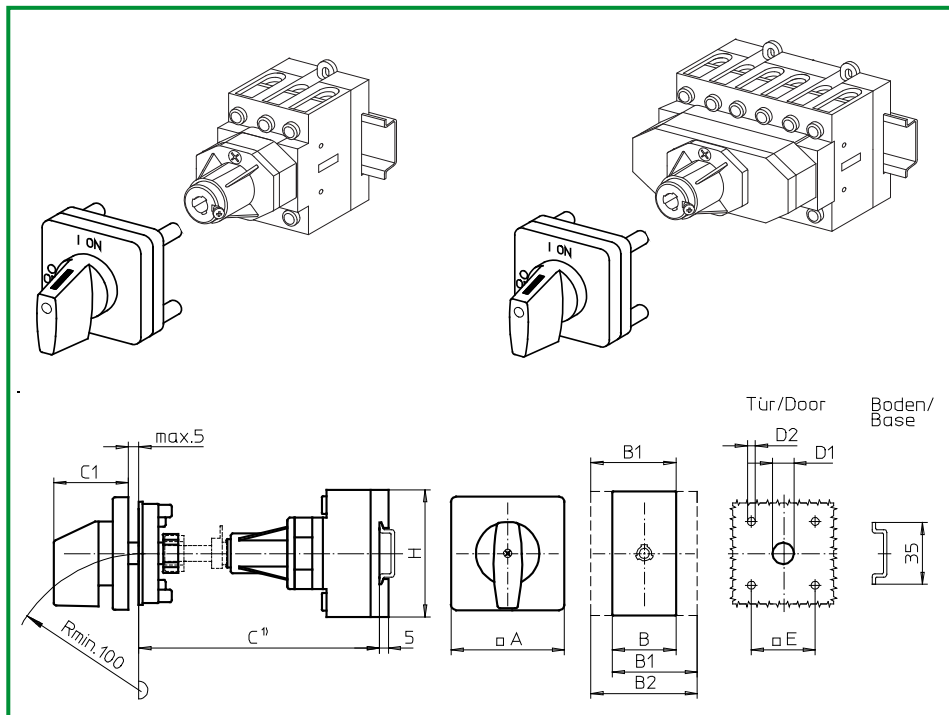
Dimensions (mm)

Product lines	A	B	B1	B2	C1	D1	D2	E	H
H200-A	48	36	48	60	32	15	4,5	36	70
H200-B	48	50	69	88	32	15	4,5	36	72

C¹⁾ Metal shaft is not included. Please order separately. See page B8-21.

Base Mounting Switches

sälzer



Product lines
H200-A/-B/-D/-E

Base mounting switch
Operator module of next size

Door clutch
Metal shaft extension
With shaft retaining screw

Four hole mounting
48 x 48 mm front

254M1 (IP66)

Complete switch	Poles	Product lines	Rated data (IEC 60947)			Order code number
			Operational current I _e	Operational power at 380–440V		
			AC-21A A	AC-23A kW	AC-3 kW	
ON-OFF Switches Switching angle 90°	3 ... 8	H200-A/-D	20	5,5	3,7	H216 - 41 ... - 254M1
			25	7,5	5,5	H220 - 41 ... - 254M1
			32	11	7,5	H226 - 41 ... - 254M1
			40	15	11	H233 - 41 ... - 254M1
			63	22	18,5	H263 - 41 ... - 254M1
Changeover with OFF Switching angle 90°	3 ... 4	H200-E	20	5,5	3,7	H216 - 71 ... - 254M1
			25	7,5	5,5	H220 - 71 ... - 254M1
			32	11	7,5	H226 - 71 ... - 254M1
			40	15	11	H233 - 71 ... - 254M1

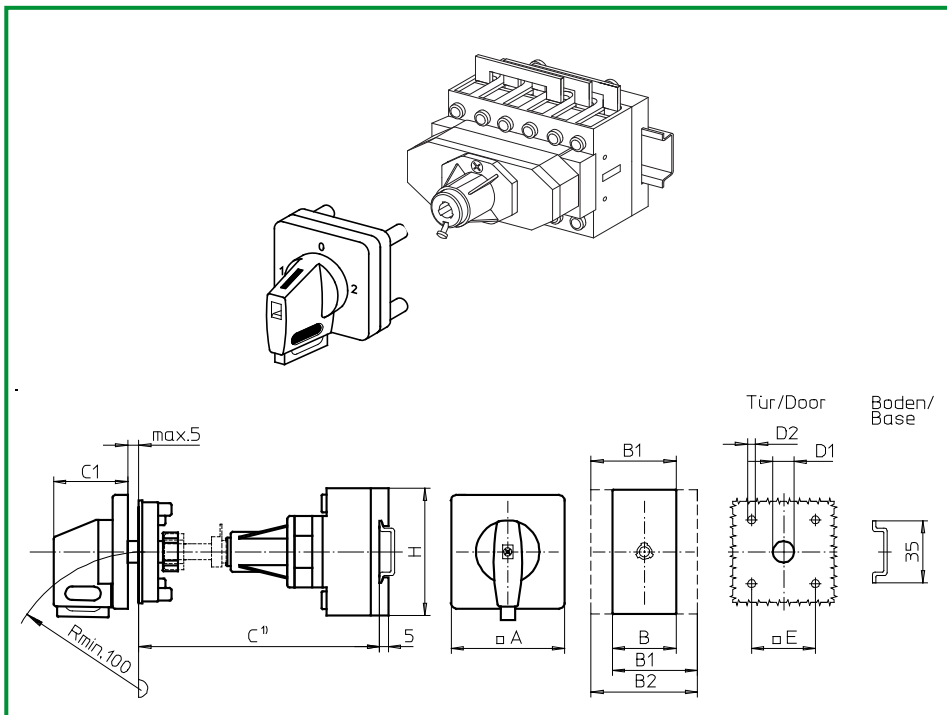
SMD modules for basic switch A02		
Mounting form module for 254M1	H200-A H200-B/-D H200-E	BFA2 - 254 BFB2 - 254 BFC2 - 254
M-operator module 64 x 64 mm, mounting form 254M1 Escutcheon black, handle black	H200-A/-B/-D/-E	4AM1
Legend plate silver, operator module 254M1		FAS4 - 9... (FA number)

Dimensions (mm)									
Product lines	A	B	B1	B2	C1	D1	D2	E	H
H200-A	64	36	48	60	40	15	5	48	70
H200-B	64	50	69	88	40	15	5	48	72
H200-D	64	72	84	96	40	15	5	48	70
H200-E	64	72	84	96	40	15	5	48	70

C¹) Metal shaft is not included. Please order separately. See page B8-21.

Base Mounting Switches

sälzer



Product line
H200-E

Base mounting switch
Operator module of next size

Door clutch
Metal shaft extension
With shaft retaining screw

Four hole mounting
48 x 48 mm front

254V1 (IP66)

258V1 (IP66)

Complete switch	Poles	Product lines	Rated data (IEC 60947)			Order code number
			Operational current I _e	Operational power at 380–440V		
			AC-21A A	AC-23A kW	AC-3 kW	
Changeover with OFF Switching angle 90° OFF position padlockable 12h	3 ... 4	H200-E	20	5,5	3,7	H216 - 71 ... - 254V1
			25	7,5	5,5	H220 - 71 ... - 254V1
			32	11	7,5	H226 - 71 ... - 254V1
			40	15	11	H233 - 11 ... - 254V1
Changeover with OFF Switching angle 90° 3 positions padlockable (09h/12h/03h)	3 ... 4	H200-E	20	5,5	3,7	H216 - 71 ... - 258V1
			25	7,5	5,5	H220 - 71 ... - 258V1
			32	11	7,5	H226 - 71 ... - 258V1
			40	15	11	H233 - 71 ... - 258V1

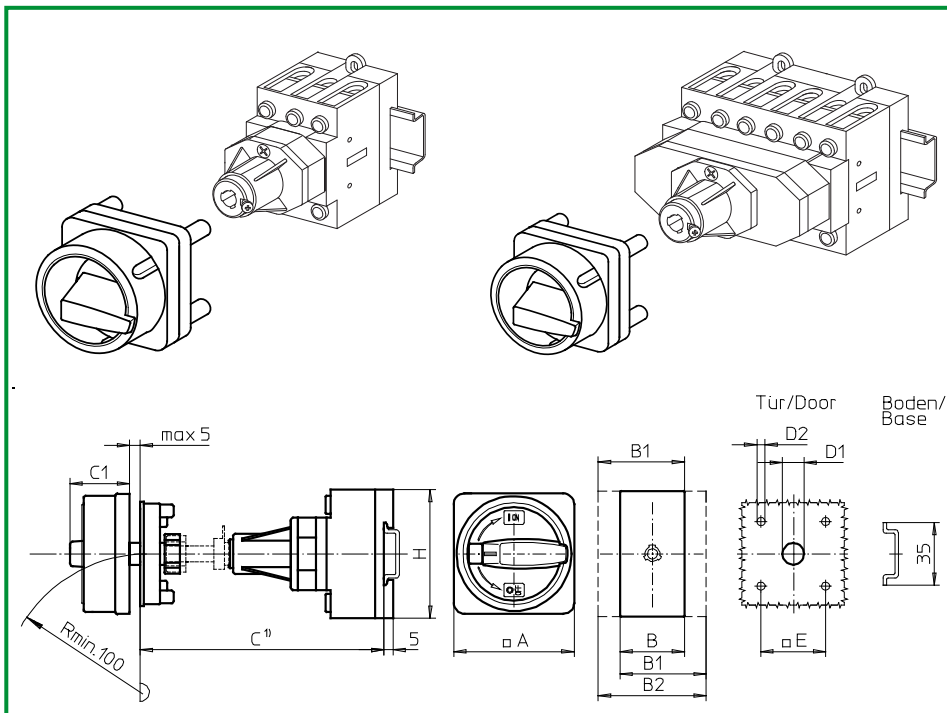
SMD modules for basic switch A02		
Mounting form module for 254V1/258V1	H200-E	BFC2 - 254
V-operator module 64 x 64 mm, mounting form 254V1 Escutcheon black, handle black		4AV1 - 12
V-operator module 64 x 64 mm, mounting form 258V1 Escutcheon black, handle black		4AV1 - 99
Legend plate silver, operator modules 254V1/258V1		FAS4 - (FA number)

Dimensions (mm)									
Product line	A	B	B1	B2	C1	D1	D2	E	H
H200-E	64	72	84	96	40	15	5	48	70

C¹) Metal shaft is not included. Please order separately. See page B8-21.

Base Mounting Switches

sälzer



Product lines
H200-A/-B/-D

Base mounting switch

Door clutch

Metal shaft extension
With shaft retaining screw

Four hole mounting

36 × 36 mm front

255M1 (IP66)

255M4 (IP66)

Complete switch	Poles	Product lines	Rated data (IEC 60947)			Order code number
			Operational current I _e	Operational power at 380–440V		
			AC-21A A	AC-23A kW	AC-3 kW	
Main Switches OFF position padlockable 09h	3 ... 8	H200-A/-D	20	5,5	3,7	H216 - 41 ... - 255M1
			25	7,5	5,5	H220 - 41 ... - 255M1
			32	11	7,5	H226 - 41 ... - 255M1
			40	15	11	H233 - 41 ... - 255M1
			63	22	18,5	H263 - 41 ... - 255M1
Main/Emergency-Off Switches OFF position padlockable 09h	3 ... 8	H200-A/-D	20	5,5	3,7	H216 - 41 ... - 255M4
			25	7,5	5,5	H220 - 41 ... - 255M4
			32	11	7,5	H226 - 41 ... - 255M4
			40	15	11	H233 - 41 ... - 255M4
			63	22	18,5	H263 - 41 ... - 255M4
	3 ... 4	H200-B				

SMD modules for basic switch A02

Mounting form module for 255M.

H200-A
H200-B/-D

BFA2 - 255
BFB2 - 255

M-padlock device 67 × 67 mm, mounting form 255M1
Escutcheon black, padlockable handle black

H200-A/-B/-D

2CM1

M-padlock device 67 × 67 mm, mounting form 255M4
Escutcheon yellow, padlockable handle red

2CM4

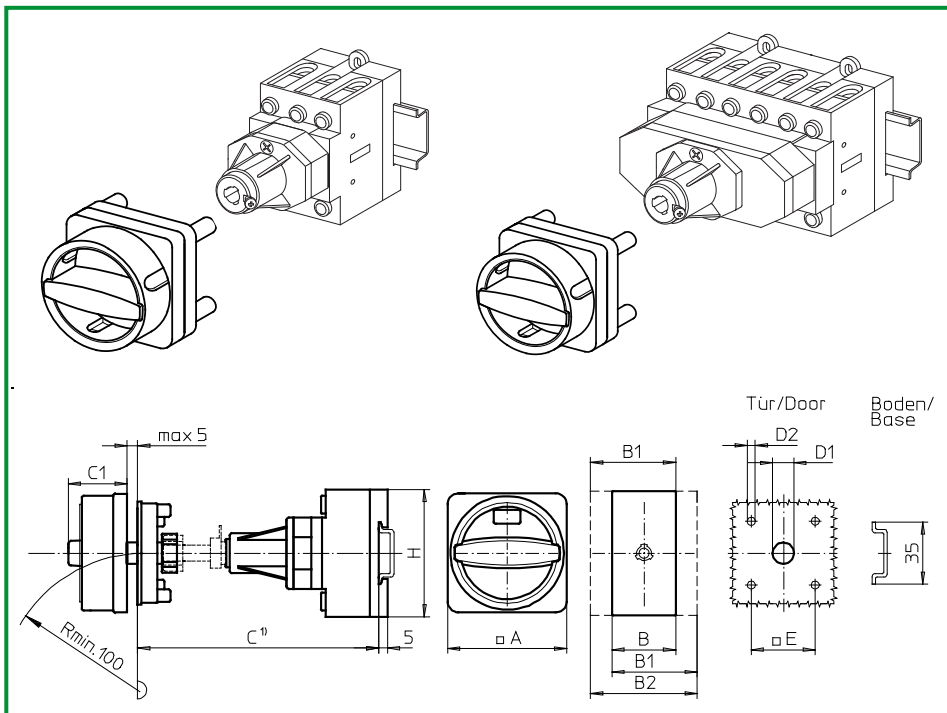
Dimensions (mm)

Product lines	A	B	B1	B2	C1	D1	D2	E	H
H200-A	67	36	48	60	38	15	4,5	36	70
H200-B	67	50	69	88	38	15	4,5	36	72
H200-D	67	72	84	96	38	15	4,5	36	70

C¹) Metal shaft is not included. Please order separately. See page B8-21.

Base Mounting Switches

sälzer



Product lines
H200-A/-B/-D

Base mounting switch

Door clutch

Metal shaft extension
With shaft retaining screw

Four hole mounting

36 x 36 mm front

255N1 (IP66)

255N4 (IP66)

Complete switch	Poles	Product lines	Rated data (IEC 60947)			Order code number
			Operational current I _e	Operational power at 380–440V		
			AC-21A A	AC-23A kW	AC-3 kW	
Main Switches OFF position padlockable 12h	3 ... 8	H200-A/-D	20	5,5	3,7	H216 - 41 ... - 255N1
			25	7,5	5,5	H220 - 41 ... - 255N1
			32	11	7,5	H226 - 41 ... - 255N1
			40	15	11	H233 - 41 ... - 255N1
			63	22	18,5	H263 - 41 ... - 255N1
Main/Emergency-Off Switches OFF position padlockable 12h	3 ... 8	H200-A/-D	20	5,5	3,7	H216 - 41 ... - 255N4
			25	7,5	5,5	H220 - 41 ... - 255N4
			32	11	7,5	H226 - 41 ... - 255N4
			40	15	11	H233 - 41 ... - 255N4
			63	22	18,5	H263 - 41 ... - 255N4
	3 ... 4	H200-B				

SMD modules for basic switch A02

Mounting form module for 255N.

H200-A
H200-B/-D

BFA2 - 255
BFB2 - 255

N-padlock device 67 x 67 mm, mounting form 255N1
Escutcheon black, padlockable handle black

H200-A/-B/-D

2CN1

N-padlock device 67 x 67 mm, mounting form 255N4
Escutcheon yellow, padlockable handle red

2CN4

Dimensions (mm)

Product lines	A	B	B1	B2	C1	D1	D2	E	H
H200-A	67	36	48	60	33	15	4,5	36	70
H200-B	67	50	69	88	33	15	4,5	36	72
H200-D	67	72	84	96	33	15	4,5	36	70

C¹) Metal shaft is not included. Please order separately. See page B8-21.

Base Mounting Switches

sälzer

Product lines
H200-A/-B

Base mounting switch

Door clutch

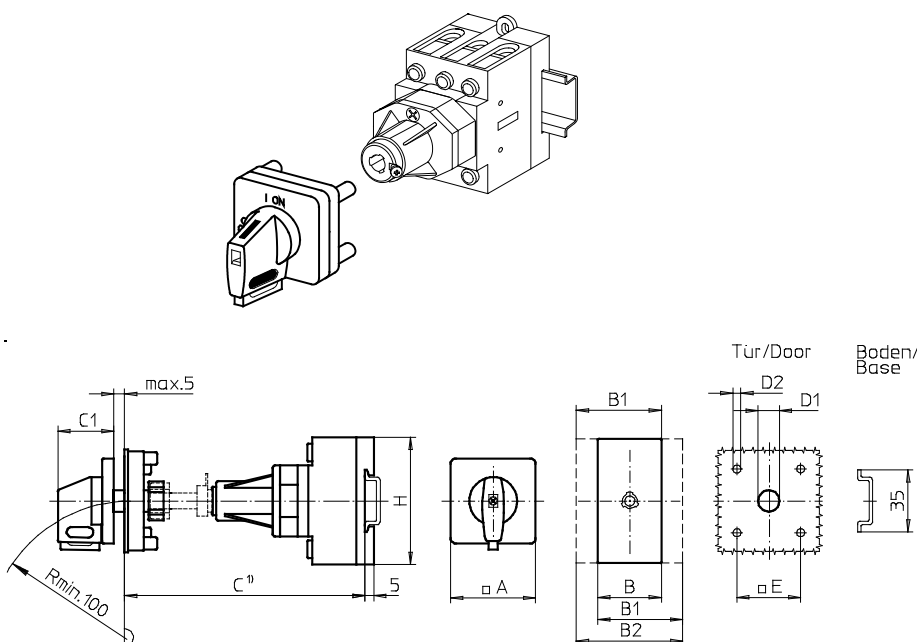
Metal shaft extension
With shaft retaining screw

Four hole mounting

36 × 36 mm front

255V1 (IP66)

255V4 (IP66)



Complete switch	Poles	Product lines	Rated data (IEC 60947)			Order code number
			Operational current I _e	Operational power at 380–440V		
			AC-21A A	AC-23A kW	AC-3 kW	
Main Switches OFF position padlockable 09h	3 ... 4	H200-A	20	5,5	3,7	H216 - 41 ... - 255V1
			25	7,5	5,5	H220 - 41 ... - 255V1
			32	11	7,5	H226 - 41 ... - 255V1
			40	15	11	H233 - 41 ... - 255V1
			63	22	18,5	H263 - 41 ... - 255V1
Main/Emergency-Off Switches OFF position padlockable 09h	3 ... 4	H200-A	20	5,5	3,7	H216 - 41 ... - 255V4
			25	7,5	5,5	H220 - 41 ... - 255V4
			32	11	7,5	H226 - 41 ... - 255V4
			40	15	11	H233 - 41 ... - 255V4
			63	22	18,5	H263 - 41 ... - 255V4
	3 ... 4	H200-B				

SMD modules for basic switch A02

Mounting form module for 255V.

H200-A
H200-B

BFA2 - 252
BFB2 - 252

V-operator module 48 × 48 mm, mounting form 255V1
Escutcheon black, handle black

H200-A/-B

2AV1 - 09

Legend plate silver, operator module 255V1

FAS2 - 9078

V-operator module 48 × 48 mm, mounting form 255V4
Escutcheon black, handle red

2AV4 - 09

Legend plate yellow, operator module 255V4

FBS2 - 9078

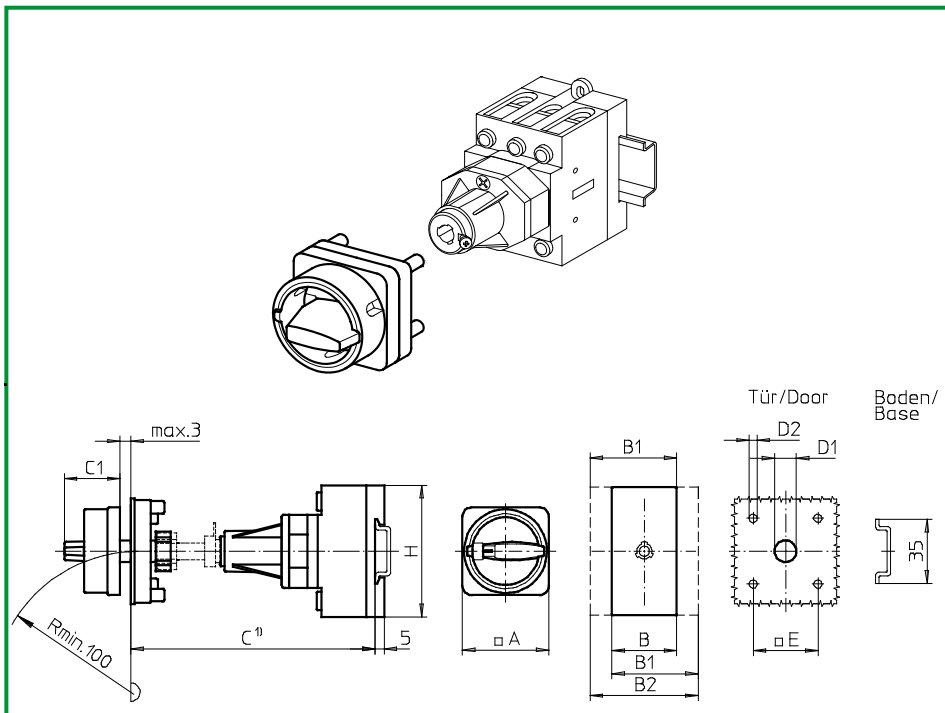
Dimensions (mm)

Product lines	A	B	B1	B2	C1	D1	D2	E	H
H200-A	48	36	48	60	32	15	4,5	36	70
H200-B	48	50	69	88	32	15	4,5	36	72

C¹) Metal shaft is not included. Please order separately. See page B8-21.

Base Mounting Switches

sälzer



Product lines
H200-A/-B

Base mounting switch

Door clutch

Metal shaft extension
With shaft retaining screw

Four hole mounting

36 × 36 mm front

256M1 (IP66)

256M4 (IP66)

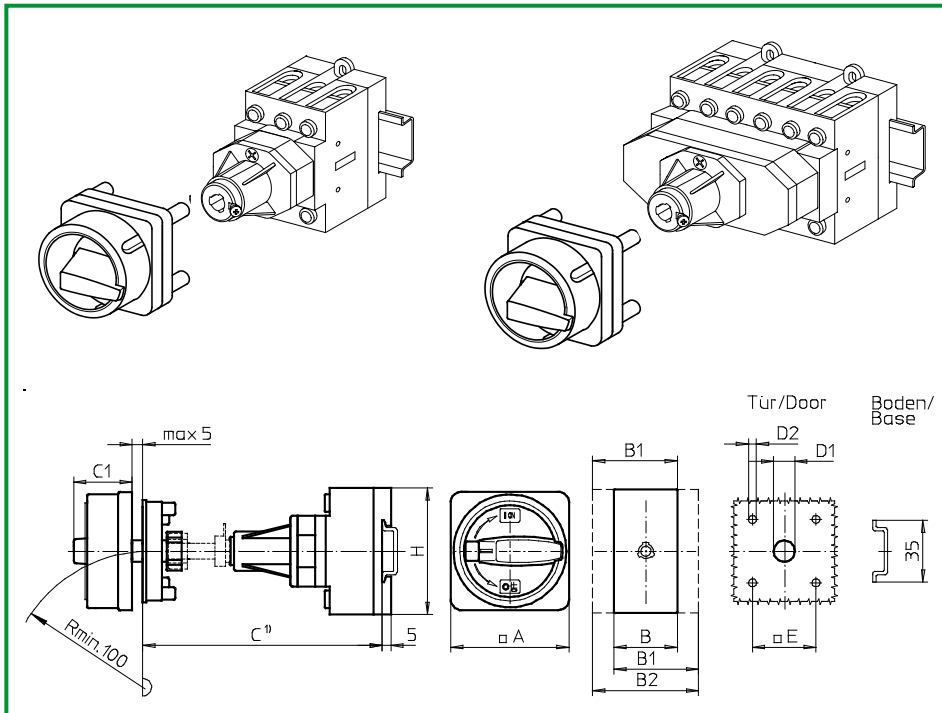
Complete switch	Poles	Product lines	Rated data (IEC 60947)			Order code number	
			Operational current I _e	Operational power at 380–440V			
			AC-21A A	AC-23A kW	AC-3 kW		
Main Switches OFF position padlockable 09h	3 ... 4	H200-A	20	5,5	3,7	H216 - 41 ... - 256M1	
			25	7,5	5,5	H220 - 41 ... - 256M1	
			32	11	7,5	H226 - 41 ... - 256M1	
			40	15	11	H233 - 41 ... - 256M1	
			63	22	18,5	H263 - 41 ... - 256M1	
Main/Emergency-Off Switches OFF position padlockable 09h	3 ... 4	H200-A	20	5,5	3,7	H216 - 41 ... - 256M4	
			25	7,5	5,5	H220 - 41 ... - 256M4	
			32	11	7,5	H226 - 41 ... - 256M4	
			40	15	11	H233 - 41 ... - 256M4	
			63	22	18,5	H263 - 41 ... - 256M4	
SMD modules for basic switch A02							
			Mounting form module for 256M.			H200-A H200-B	BFA2 - 252 BFB2 - 252
			M-padlock device 48 × 48 mm, mounting form 256M1 Escutcheon black, padlockable handle black			H200-A/-B	2BM1
			M-padlock device 48 × 48 mm, mounting form 256M4 Escutcheon yellow, padlockable handle red				2BM4

Dimensions (mm)									
Product lines	A	B	B1	B2	C1	D1	D2	E	H
H200-A	48	36	48	60	31	15	4,5	36	70
H200-B	48	50	69	88	31	15	4,5	36	72

C¹) Metal shaft is not included. Please order separately. See page B8-21.

Base Mounting Switches

sälzer



Product lines
H200-A/-B/-D

Base mounting switch
Operator module of next size

Door clutch
Metal shaft extension
With shaft retaining screw

Four hole mounting
48 × 48 mm front

257M1 (IP66)
257M4 (IP66)

Complete switch	Poles	Product lines	Rated data (IEC 60947)			Order code number
			Operational current I _e	Operational power at 380–440V		
			AC-21A A	AC-23A kW	AC-3 kW	
Main Switches OFF position padlockable 09h	3 ... 8	H200-A/-D	20	5,5	3,7	H216 - 41 ... - 257M1
			25	7,5	5,5	H220 - 41 ... - 257M1
			32	11	7,5	H226 - 41 ... - 257M1
			40	15	11	H233 - 41 ... - 257M1
			63	22	18,5	H263 - 41 ... - 257M1
Main/Emergency-Off Switches OFF position padlockable 09h	3 ... 8	H200-A/-D	20	5,5	3,7	H216 - 41 ... - 257M4
			25	7,5	5,5	H220 - 41 ... - 257M4
			32	11	7,5	H226 - 41 ... - 257M4
			40	15	11	H233 - 41 ... - 257M4
			63	22	18,5	H263 - 41 ... - 257M4
	3 ... 4	H200-B				

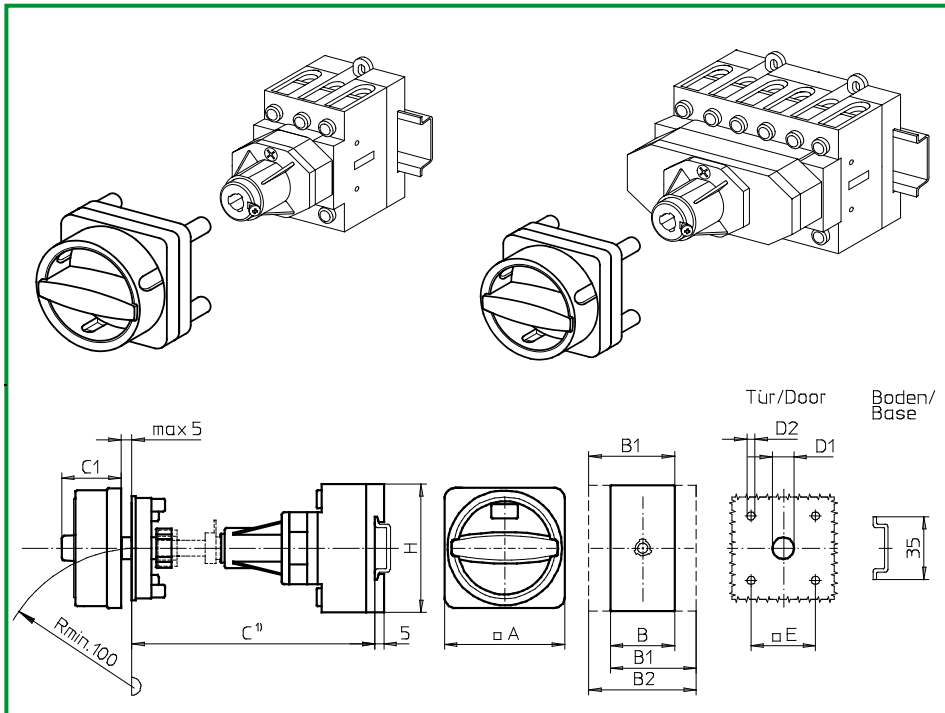
SMD modules for basic switch A02		
Mounting form module for 257M.	H200-A H200-B/-D	BFA2 - 255 BFB2 - 255
M-padlock device 67 × 67 mm, mounting form 257M1 Escutcheon black, padlockable handle black	H200-A/-B/-D	4BM1
M-padlock device 67 × 67 mm, mounting form 257M4 Escutcheon yellow, padlockable handle red		4BM4

Dimensions (mm)									
Product lines	A	B	B1	B2	C1	D1	D2	E	H
H200-A	67	36	48	60	38	15	5	48	70
H200-B	67	50	69	88	38	15	5	48	72
H200-D	67	72	84	96	38	15	5	48	70

C¹) Metal shaft is not included. Please order separately. See page B8-21.

Base Mounting Switches

sälzer



Product lines
H200-A/-B/-D

Base mounting switch
Operator module of next size

Door clutch
Metal shaft extension
With shaft retaining screw

Four hole mounting
48 × 48 mm front

257N1 (IP66)
257N4 (IP66)

Complete switch	Poles	Product lines	Rated data (IEC 60947)			Order code number
			Operational current I _e	Operational power at 380–440V		
			AC-21A A	AC-23A kW	AC-3 kW	
Main Switches OFF position padlockable 12h	3 ... 8	H200-A/-D	20	5,5	3,7	H216 - 41 ... - 257N1
			25	7,5	5,5	H220 - 41 ... - 257N1
			32	11	7,5	H226 - 41 ... - 257N1
			40	15	11	H233 - 41 ... - 257N1
			63	22	18,5	H263 - 41 ... - 257N1
Main/Emergency-Off Switches OFF position padlockable 12h	3 ... 8	H200-A/-D	20	5,5	3,7	H216 - 41 ... - 257N4
			25	7,5	5,5	H220 - 41 ... - 257N4
			32	11	7,5	H226 - 41 ... - 257N4
			40	15	11	H233 - 41 ... - 257N4
			63	22	18,5	H263 - 41 ... - 257N4
	3 ... 4	H200-B				

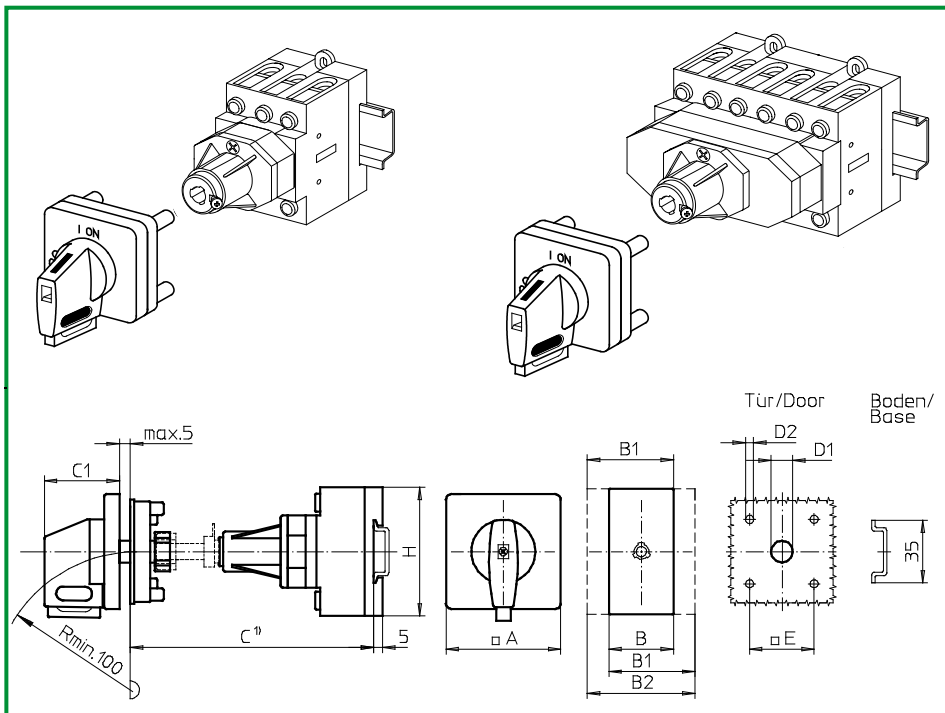
SMD modules for basic switch A02		
Mounting form module for 237M.	H200-A H200-B/-D	BFA2 - 255 BFB2 - 255
N-padlock device 67 × 67 mm, mounting form 257N1 Escutcheon black, padlockable handle black	H200-A/-B/-D	4BN1
N-padlock device 67 × 67 mm, mounting form 257N4 Escutcheon yellow, padlockable handle red		4BN4

Dimensions (mm)									
Product lines	A	B	B1	B2	C1	D1	D2	E	H
H200-A	67	36	48	60	33	15	5	48	70
H200-B	67	50	69	88	33	15	5	48	72
H200-D	67	72	84	96	33	15	5	48	70

C¹) Metal shaft is not included. Please order separately. See page B8-21.

Base Mounting Switches

sälzer



Product lines
H200-A/-B/-D

Base mounting switch
Operator module of next size

Door clutch
Metal shaft extension
With shaft retaining screw

Four hole mounting
48 × 48 mm front

257V1 (IP66)
257V4 (IP66)

Complete switch	Poles	Product lines	Rated data (IEC 60947)			Order code number
			Operational current I _e	Operational power at 380–440V		
			AC-21A A	AC-23A kW	AC-3 kW	
Main Switches OFF position padlockable 09h	3 ... 8	H200-A/-D	20	5,5	3,7	H216 - 41 ... - 257V1
			25	7,5	5,5	H220 - 41 ... - 257V1
			32	11	7,5	H226 - 41 ... - 257V1
			40	15	11	H233 - 41 ... - 257V1
			63	22	18,5	H263 - 41 ... - 257V1
Main/Emergency-Off Switches OFF position padlockable 09h	3 ... 8	H200-A/-D	20	5,5	3,7	H216 - 41 ... - 257V4
			25	7,5	5,5	H220 - 41 ... - 257V4
			32	11	7,5	H226 - 41 ... - 257V4
			40	15	11	H233 - 41 ... - 257V4
			63	22	18,5	H263 - 41 ... - 257V4
	3 ... 4	H200-B				

SMD modules for basic switch A02		
Mounting form module for 257V.	H200-A H200-B/-D	BFA2 - 254 BFB2 - 254
V-operator module 64 × 64 mm, mounting form 257V1 Escutcheon black, handle black	H200-A/-B/-D	4AV1 - 09
Legend plate silver, operator module 257V1		FAS4 - 9078
V-operator module 64 × 64 mm, mounting form 257V4 Escutcheon black, handle red		4AV4 - 09
Legend plate yellow, operator module 257V4		FBS4 - 9078

Dimensions (mm)									
Product lines	A	B	B1	B2	C1	D1	D2	E	H
H200-A	64	36	48	60	39	15	5	48	70
H200-B	64	50	69	88	39	15	5	48	72
H200-D	64	72	84	96	39	15	5	48	70

C¹) Metal shaft is not included. Please order separately. See page B8-21.

Base Mounting Switches

sälzer

**Product lines
H200-A/B**

Base mounting switch

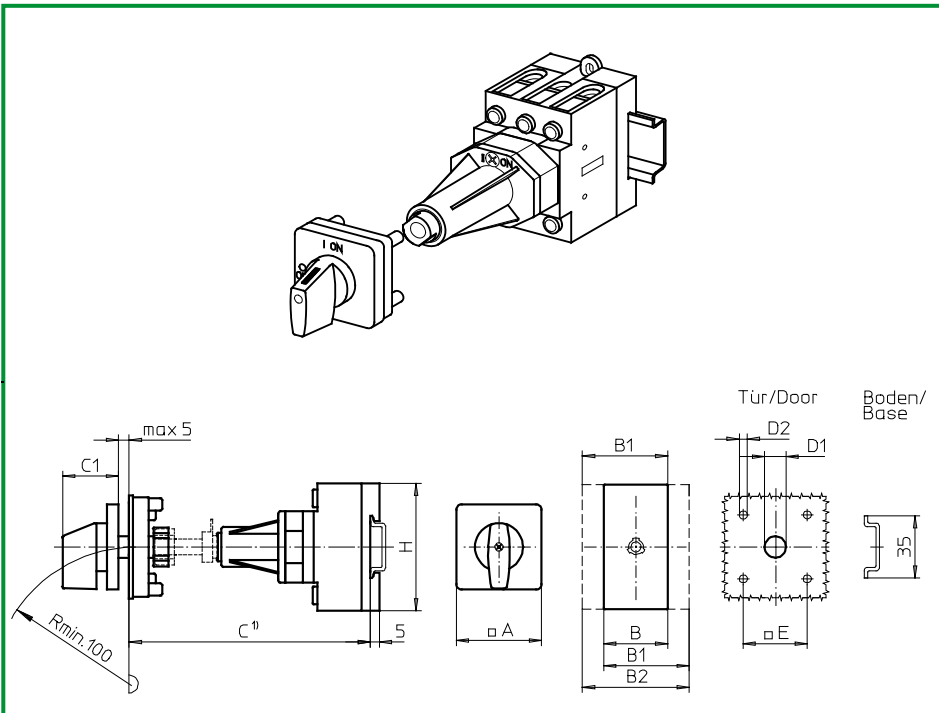
Door clutch

Metal shaft extension
With shaft retaining bush

Four hole mounting

36 x 36 mm front

441M1 (IP66)



Complete switch	Poles	Product lines	Rated data (IEC 60947)			Order code number
			Operational current I _e	Operational power at 380–440V		
			AC-21A A	AC-23A kW	AC-3 kW	
ON-OFF Switches Switching angle 90°	3 ... 4	H200-A	20	5,5	3,7	H216 - 41 ... - 441M1
			25	7,5	5,5	H220 - 41 ... - 441M1
			32	11	7,5	H226 - 41 ... - 441M1
			40	15	11	H233 - 41 ... - 441M1
	3 ... 4	H200-B	63	22	18,5	H263 - 41 ... - 441M1

SMD modules for basic switch A02

Mounting form module for 441M1	H200-A H200-B	BFA2 - 441 BFB2 - 441
M-operator module 48 x 48 mm, mounting form 441M1 Escutcheon black, handle black	H200-A/B	2AM1
Legend plate silver, operator module 441M1		FAS2 - 9... (FA number)

Dimensions (mm)

Product lines	A	B	B1	B2	C1	D1	D2	E	H
H200-A	48	36	48	60	32	15	4,5	36	70
H200-B	48	50	69	88	32	15	4,5	36	72

C¹⁾ Metal shaft is not included. Please order separately. See page B8-21.

Base Mounting Switches

sälzer

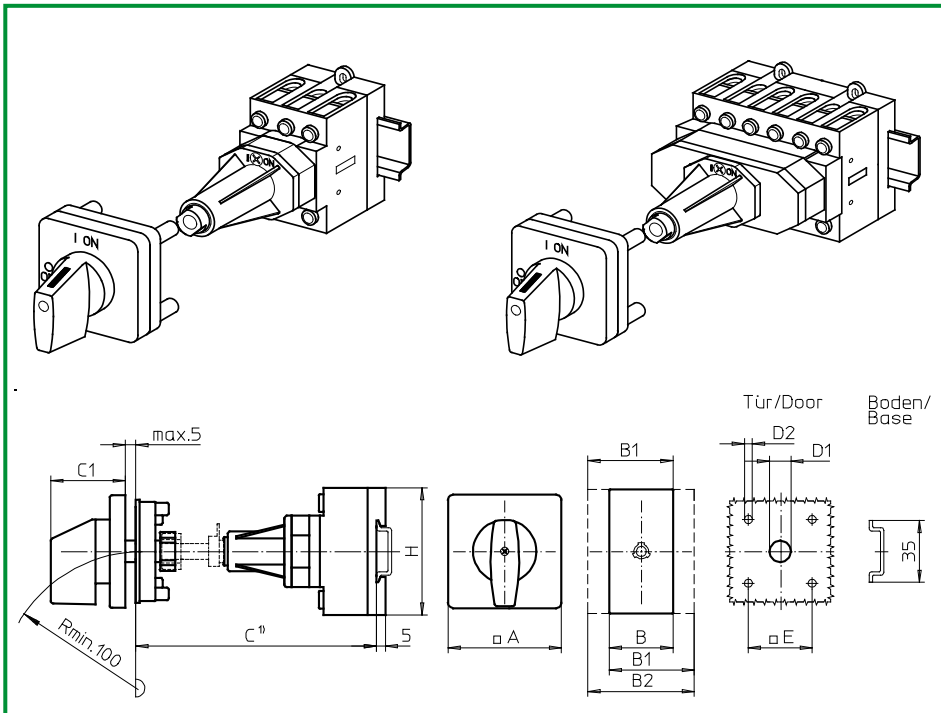
Product lines
H200-A/-B/-D/-E

Base mounting switch
Operator module of next size

Door clutch
Metal shaft extension
With shaft retaining bush

Four hole mounting
48 x 48 mm front

447M1 (IP66)



Complete switch	Poles	Product lines	Rated data (IEC 60947)			Order code number
			Operational current I _e	Operational power at 380–440V		
			AC-21A A	AC-23A kW	AC-3 kW	
ON-OFF Switches Switching angle 90°	3 ... 8	H200-A/-D	20	5,5	3,7	H216 - 41 ... - 447M1
			25	7,5	5,5	H220 - 41 ... - 447M1
			32	11	7,5	H226 - 41 ... - 447M1
			40	15	11	H233 - 41 ... - 447M1
			63	22	18,5	H263 - 41 ... - 447M1
Changeover with OFF Switching angle 90°	3 ... 4	H200-E	20	5,5	3,7	H216 - 71 ... - 447M1
			25	7,5	5,5	H220 - 71 ... - 447M1
			32	11	7,5	H226 - 71 ... - 447M1
			40	15	11	H233 - 71 ... - 447M1

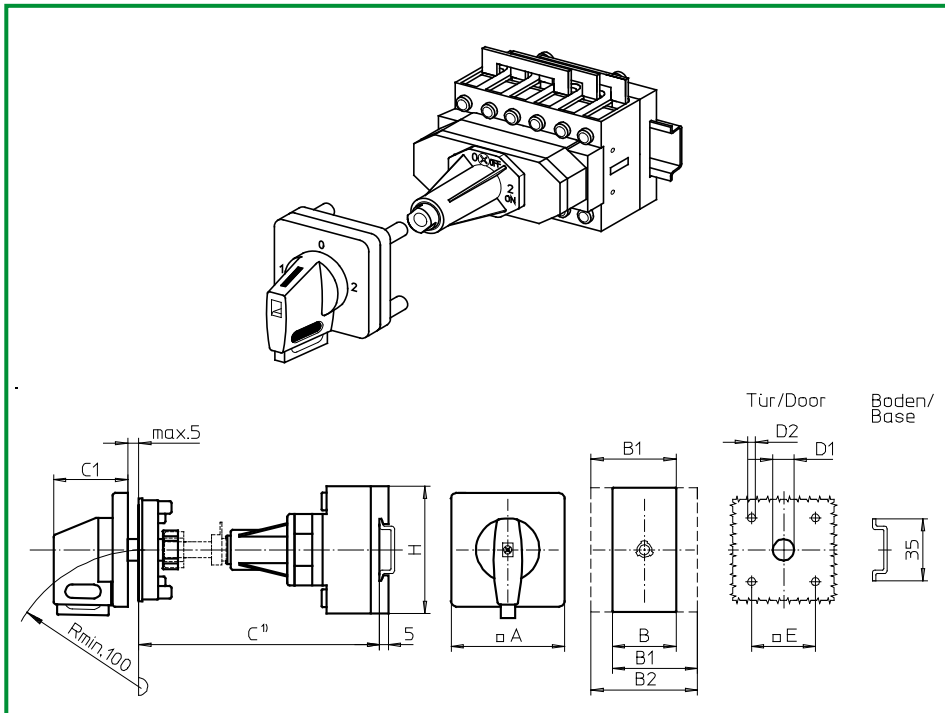
SMD modules for basic switch A02		
Mounting form module for 447M1	H200-A H200-B/-D H200-E	BFA2 - 447 BFB2 - 447 BFC2 - 447
M-operator module 64 x 64 mm, mounting form 447M1 Escutcheon black, handle black	H200-A/-B/-D/-E	4AM1
Legend plate silver, operator module 447M1		FAS4 - 9... (FA number)

Dimensions (mm)									
Product lines	A	B	B1	B2	C1	D1	D2	E	H
H200-A	64	36	48	60	40	15	5	48	70
H200-B	64	50	69	88	40	15	5	48	72
H200-D	64	72	84	96	40	15	5	48	70
H200-E	64	72	84	96	40	15	5	48	70

C¹) Metal shaft is not included. Please order separately. See page B8-21.

Base Mounting Switches

sälzer



Product line
H200-E

Base mounting switch
Operator module of next size

Door clutch
Metal shaft extension
With shaft retaining bush

Four hole mounting
8 × 48 mm front

447V1 (IP66)

446V1 (IP66)

Complete switch	Poles	Product lines	Rated data (IEC 60947)			Order code number
			Operational current I _e	Operational power at 380–440V		
			AC-21A A	AC-23A kW	AC-3 kW	
Changeover with OFF Switching angle 90° OFF position padlockable 12h	3 ... 4	H200-E	20	5,5	3,7	H216 - 71 ... - 447V1
			25	7,5	5,5	H220 - 71 ... - 447V1
			32	11	7,5	H226 - 71 ... - 447V1
			40	15	11	H233 - 11 ... - 447V1
Changeover with OFF Switching angle 90° 3 positions padlockable (09h/12h/03h)	3 ... 4	H200-E	20	5,5	3,7	H216 - 71 ... - 446V1
			25	7,5	5,5	H220 - 71 ... - 446V1
			32	11	7,5	H226 - 71 ... - 446V1
			40	15	11	H233 - 71 ... - 446V1

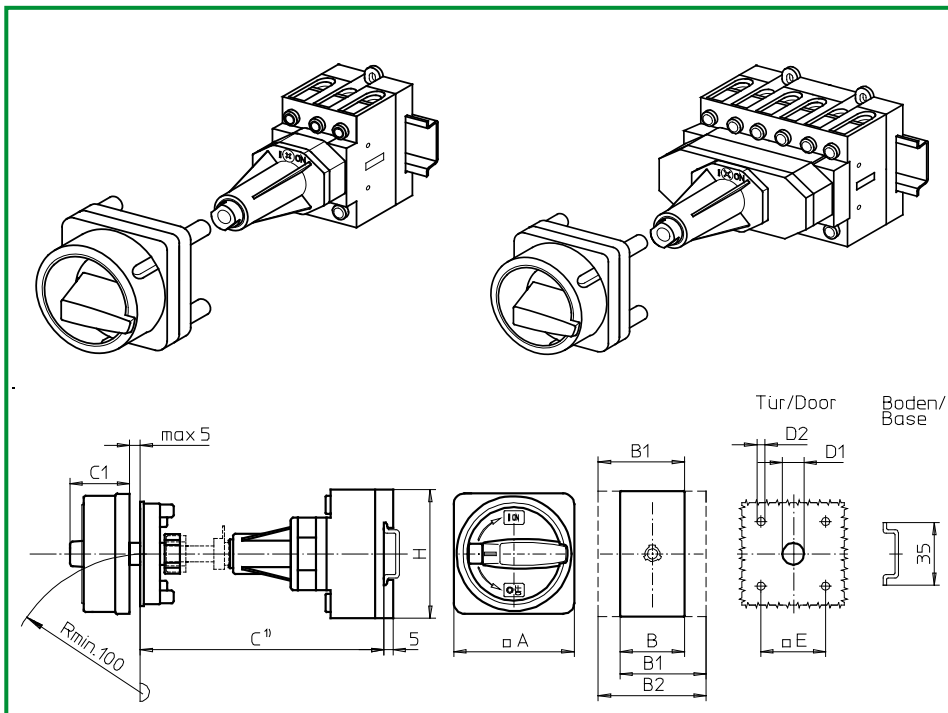
SMD modules for basic switch A02		
Mounting form module for 447V1/446V1	H200-E	BFC2 - 447
V-operator module 64 × 64 mm, mounting form 447V1 Escutcheon black, handle black		4AV1 - 12
V-operator module 64 × 64 mm, mounting form 446V1 Escutcheon black, handle black		4AV1 - 99
Legend plate silver, operator modules 447V1/446V1		FAS4 - (FA number)

Dimensions (mm)									
Product line	A	B	B1	B2	C1	D1	D2	E	H
H200-E	64	72	84	96	40	15	5	48	70

C¹) Metal shaft is not included. Please order separately. See page B8-21.

Base Mounting Switches

sälzer



Product lines
H200-A/-B/-D

Base mounting switch

Door clutch

Metal shaft extension
With shaft retaining bush

Four hole mounting

36 x 36 mm front

432M1 (IP66)

432M4 (IP66)

Complete switch	Poles	Product lines	Rated data (IEC 60947)			Order code number	
			Operational current I _e	Operational power at 380–440V			
			AC-21A A	AC-23A kW	AC-3 kW		
Main Switches OFF position padlockable 09h	3 ... 8	H200-A/-D	20	5,5	3,7	H216 - 41 ... - 432M1	
			25	7,5	5,5	H220 - 41 ... - 432M1	
			32	11	7,5	H226 - 41 ... - 432M1	
			40	15	11	H233 - 41 ... - 432M1	
			63	22	18,5	H263 - 41 ... - 432M1	
Main/Emergency-Off Switches OFF position padlockable 09h	3 ... 8	H200-A/-D	20	5,5	3,7	H216 - 41 ... - 432M4	
			25	7,5	5,5	H220 - 41 ... - 432M4	
			32	11	7,5	H226 - 41 ... - 432M4	
			40	15	11	H233 - 41 ... - 432M4	
			63	22	18,5	H263 - 41 ... - 432M4	
SMD modules for basic switch A02							
			Mounting form module for 432M.			H200-A H200-B/-D	BFA2 - 432 BFB2 - 432
			M-padlock device 67 x 67 mm, mounting form 432M1 Escutcheon black, padlockable handle black			H200-A/-B/-D	2CM1
			M-padlock device 67 x 67 mm, mounting form 432M4 Escutcheon yellow, padlockable handle red				2CM4

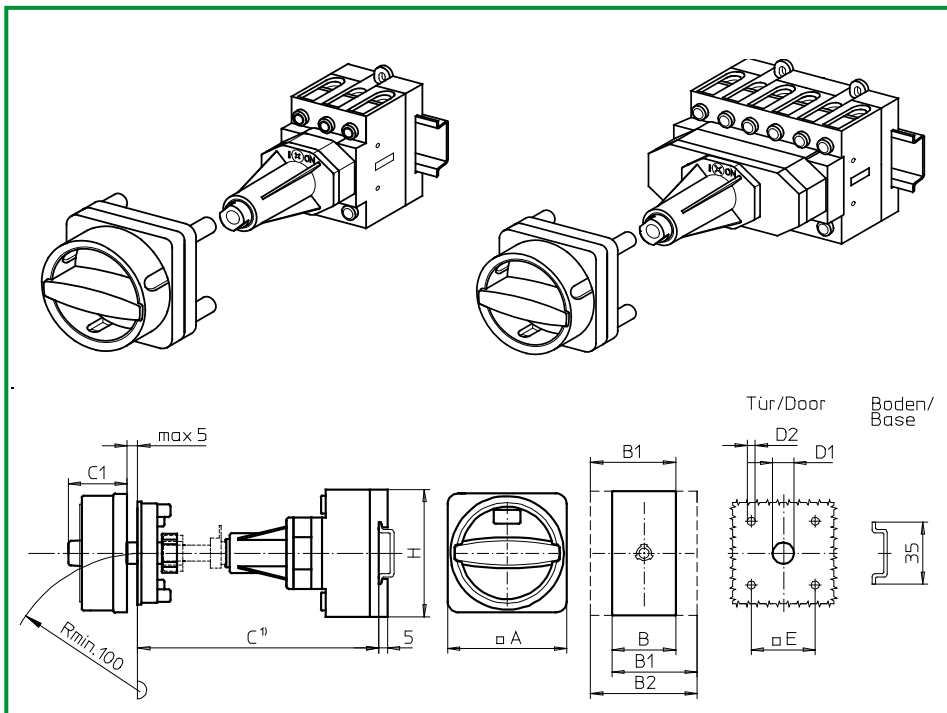
Dimensions (mm)

Product lines	A	B	B1	B2	C1	D1	D2	E	H
H200-A	67	36	48	60	38	15	4,5	36	70
H200-B	67	50	69	88	38	15	4,5	36	72
H200-D	67	72	84	96	38	15	4,5	36	70

C¹) Metal shaft is not included. Please order separately. See page B8-21.

Base Mounting Switches

sälzer



**Product lines
H200-A/-B/-D**

Base mounting switch

Door clutch

Metal shaft extension
With shaft retaining bush

Four hole mounting

36 × 36 mm front

432N1 (IP66)

432N4 (IP66)

Complete switch	Poles	Product lines	Rated data (IEC 60947)			Order code number
			Operational current I _e	Operational power at 380–440V		
			AC-21A A	AC-23A kW	AC-3 kW	
Main Switches OFF position padlockable 12h	3 ... 8	H200-A/-D	20	5,5	3,7	H216 - 41 ... - 432N1
			25	7,5	5,5	H220 - 41 ... - 432N1
			32	11	7,5	H226 - 41 ... - 432N1
			40	15	11	H233 - 41 ... - 432N1
			63	22	18,5	H263 - 41 ... - 432N1
Main/Emergency-Off Switches OFF position padlockable 12h	3 ... 8	H200-A/-D	20	5,5	3,7	H216 - 41 ... - 432N4
			25	7,5	5,5	H220 - 41 ... - 432N4
			32	11	7,5	H226 - 41 ... - 432N4
			40	15	11	H233 - 41 ... - 432N4
			63	22	18,5	H263 - 41 ... - 432N4
	3 ... 4	H200-B				

SMD modules for basic switch A02

Mounting form module for 432N.

H200-A
H200-B/-D

BFA2 - 432
BFB2 - 432

N-padlock device 67 × 67 mm, mounting form 432N1
Escutcheon black, padlockable handle black

H200-A/-B/-D

2CN1

N-padlock device 67 × 67 mm, mounting form 432N4
Escutcheon yellow, padlockable handle red

2CN4

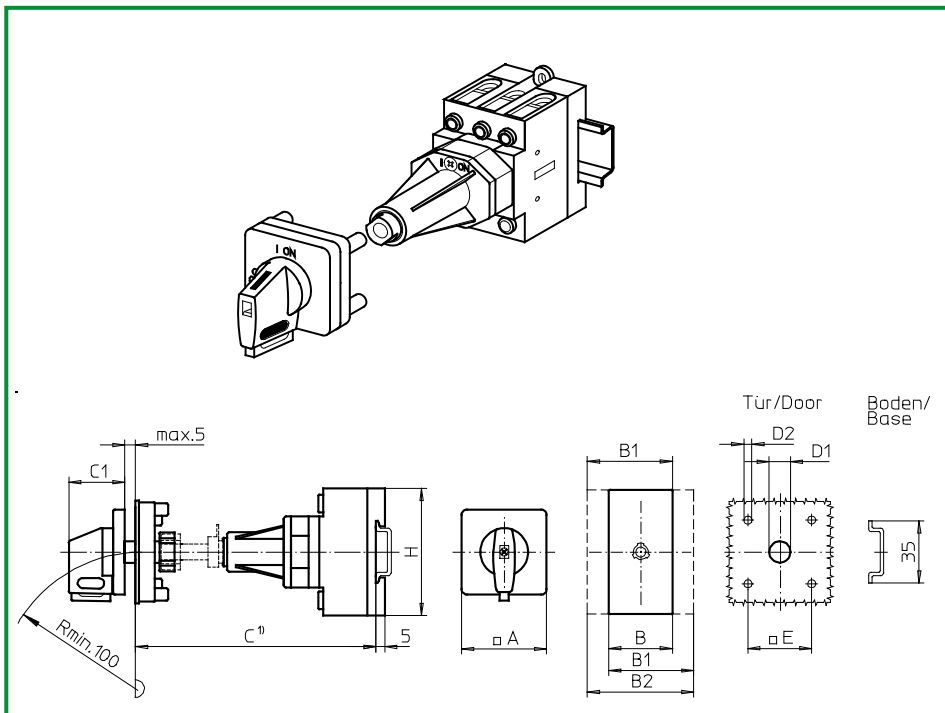
Dimensions (mm)

Product lines	A	B	B1	B2	C1	D1	D2	E	H
H200-A	67	36	48	60	33	15	4,5	36	70
H200-B	67	50	69	88	33	15	4,5	36	72
H200-D	67	72	84	96	33	15	4,5	36	70

C¹) Metal shaft is not included. Please order separately. See page B8-21.

Base Mounting Switches

sälzer



Product lines
H200-A/-B

Base mounting switch

Door clutch

Metal shaft extension
With shaft retaining bush

Four hole mounting

36 x 36 mm front

432V1 (IP66)

432V4 (IP66)

Complete switch	Poles	Product lines	Rated data (IEC 60947)			Order code number
			Operational current I _e		Operational power at 380–440V	
			AC-21A A	AC-23A kW		
Main Switches OFF position padlockable 09h	3 ... 4	H200-A	20	5,5	3,7	H216 - 41 ... - 432V1
			25	7,5	5,5	H220 - 41 ... - 432V1
			32	11	7,5	H226 - 41 ... - 432V1
			40	15	11	H233 - 41 ... - 432V1
			63	22	18,5	H263 - 41 ... - 432V1
Main/Emergency-Off Switches OFF position padlockable 09h	3 ... 4	H200-A	20	5,5	3,7	H216 - 41 ... - 432V4
			25	7,5	5,5	H220 - 41 ... - 432V4
			32	11	7,5	H226 - 41 ... - 432V4
			40	15	11	H233 - 41 ... - 432V4
			63	22	18,5	H263 - 41 ... - 432V4

SMD modules for basic switch A02

Mounting form module for 432V.

H200-A
H200-B

BFA2 - 441
BFB2 - 441

V-operator module 48 x 48 mm, mounting form 432V1
Escutcheon black, handle black

H200-A/-B

2AV1 - 09

Legend plate silver, operator module 432V1

FAS2 - 9078

V-operator module 48 x 48 mm, mounting form 432V4
Escutcheon black, handle red

2AV4 - 09

Legend plate yellow, operator module 432V4

FBS2 - 9078

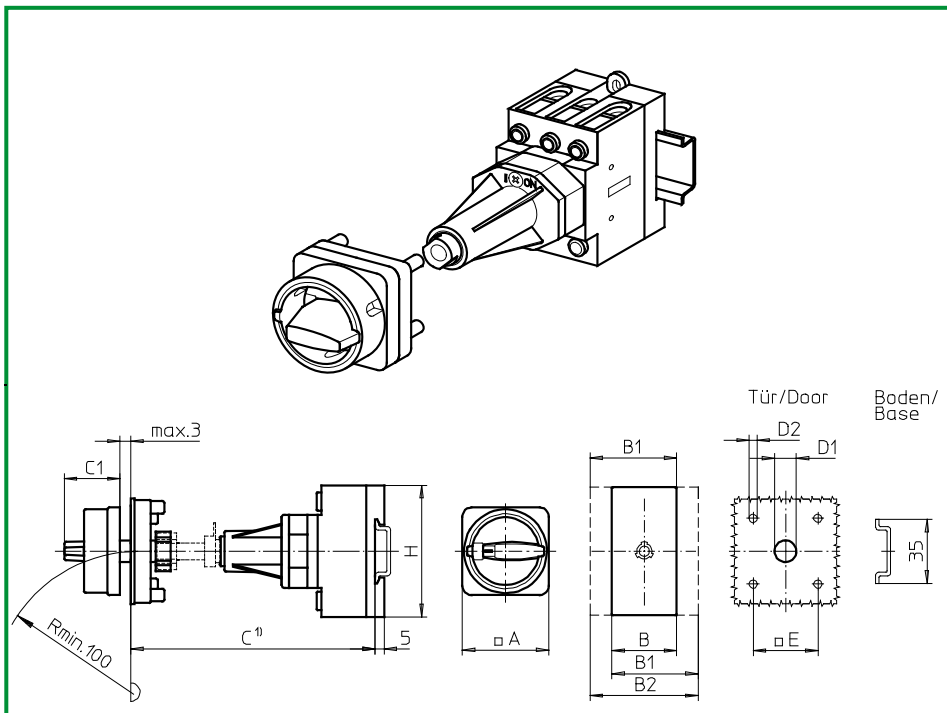
Dimensions (mm)

Product lines	A	B	B1	B2	C1	D1	D2	E	H
H200-A	48	36	48	60	32	15	4,5	36	70
H200-B	48	50	69	88	32	15	4,5	36	72

C¹⁾ Metal shaft is not included. Please order separately. See page B8-21.

Base Mounting Switches

sälzer



Product lines
H200-A/-B

Base mounting switch

Door clutch

Metal shaft extension
With shaft retaining bush

Four hole mounting

36 x 36 mm front

431M1 (IP66)

431M4 (IP66)

Complete switch	Poles	Product lines	Rated data (IEC 60947)			Order code number
			Operational current I _e	Operational power at 380–440V		
			AC-21A A	AC-23A kW	AC-3 kW	
Main Switches OFF position padlockable 09h	3 ... 4	H200-A	20	5,5	3,7	H216 - 41 ... - 431M1
			25	7,5	5,5	H220 - 41 ... - 431M1
			32	11	7,5	H226 - 41 ... - 431M1
			40	15	11	H233 - 41 ... - 431M1
			63	22	18,5	H263 - 41 ... - 431M1
Main/Emergency-Off Switches OFF position padlockable 09h	3 ... 4	H200-A	20	5,5	3,7	H216 - 41 ... - 431M4
			25	7,5	5,5	H220 - 41 ... - 431M4
			32	11	7,5	H226 - 41 ... - 431M4
			40	15	11	H233 - 41 ... - 431M4
			63	22	18,5	H263 - 41 ... - 431M4
SMD modules for basic switch A02			H200-A			BFA2 - 441
			H200-B			BFB2 - 441
			H200-A/-B			2BM1
						2BM4
M-padlock device 48 x 48 mm, mounting form 431M1 Escutcheon black, padlockable handle black			H200-A/-B			2BM1
M-padlock device 48 x 48 mm, mounting form 431M4 Escutcheon yellow, padlockable handle red						2BM4

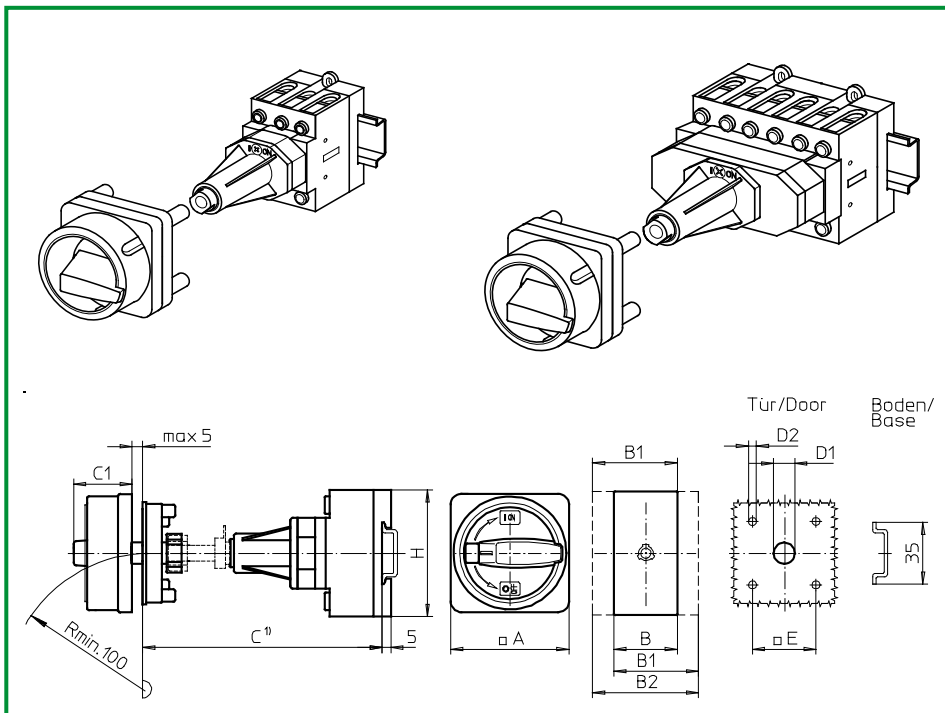
Dimensions (mm)

Product lines	A	B	B1	B2	C1	D1	D2	E	H
H200-A	48	36	48	60	31	15	4,5	36	70
H200-B	48	50	69	88	31	15	4,5	36	72

C¹) Metal shaft is not included. Please order separately. See page B8-21.

Base Mounting Switches

sälzer



Product lines
H200-A/-B/-D

Base mounting switch
Operator module of next size

Door clutch
Metal shaft extension
With shaft retaining bush

Four hole mounting
48 x 48 mm front

437M1 (IP66)

437M4 (IP66)

Complete switch	Poles	Product lines	Rated data (IEC 60947)			Order code number
			Operational current I _e	Operational power at 380–440V		
			AC-21A A	AC-23A kW	AC-3 kW	
Main Switches OFF position padlockable 09h	3 ... 8	H200-A/-D	20	5,5	3,7	H216 - 41 ... - 437M1
			25	7,5	5,5	H220 - 41 ... - 437M1
			32	11	7,5	H226 - 41 ... - 437M1
			40	15	11	H233 - 41 ... - 437M1
			63	22	18,5	H263 - 41 ... - 437M1
Main/Emergency-Off Switches OFF position padlockable 09h	3 ... 8	H200-A/-D	20	5,5	3,7	H216 - 41 ... - 437M4
			25	7,5	5,5	H220 - 41 ... - 437M4
			32	11	7,5	H226 - 41 ... - 437M4
			40	15	11	H233 - 41 ... - 437M4
			63	22	18,5	H263 - 41 ... - 437M4
SMD modules for basic switch A02	Mounting form module for 437M.	H200-A H200-B/-D				BFA2 - 437
						BFB2 - 437
M-padlock device 67 x 67 mm, mounting form 437M1 Escutcheon black, padlockable handle black		H200-A/-B/-D				4BM1
M-padlock device 67 x 67 mm, mounting form 437M4 Escutcheon yellow, padlockable handle red						4BM4

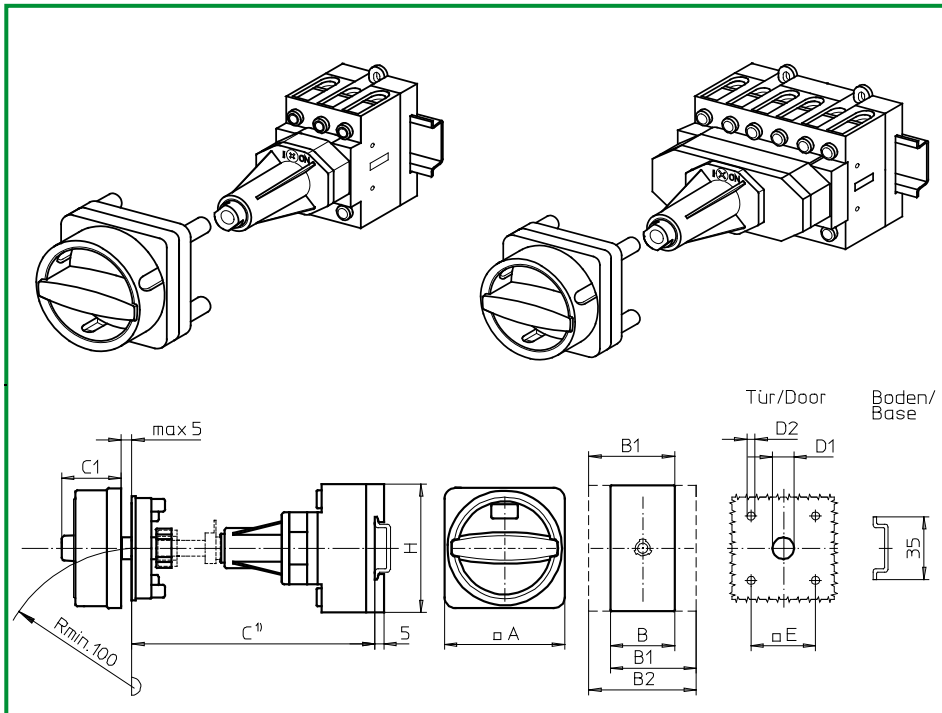
Dimensions (mm)

Product lines	A	B	B1	B2	C1	D1	D2	E	H
H200-A	67	36	48	60	38	15	5	48	70
H200-B	67	50	69	88	38	15	5	48	72
H200-D	67	72	84	96	38	15	5	48	70

C¹) Metal shaft is not included. Please order separately. See page B8-21.

Base Mounting Switches

sälzer



Product lines
H200-A/-B/-D

Base mounting switch
Operator module of next size

Door clutch
Metal shaft extension
With shaft retaining bush

Four hole mounting
48 x 48 mm front

437N1 (IP66)
437N4 (IP66)

Complete switch	Poles	Product lines	Rated data (IEC 60947)			Order code number
			Operational current I _e	Operational power at 380–440V		
			AC-21A A	AC-23A kW	AC-3 kW	
Main Switches OFF position padlockable 12h	3 ... 8	H200-A/-D	20	5,5	3,7	H216 - 41 ... - 437N1
			25	7,5	5,5	H220 - 41 ... - 437N1
			32	11	7,5	H226 - 41 ... - 437N1
			40	15	11	H233 - 41 ... - 437N1
			63	22	18,5	H263 - 41 ... - 437N1
Main/Emergency-Off Switches OFF position padlockable 12h	3 ... 8	H200-A/-D	20	5,5	3,7	H216 - 41 ... - 437N4
			25	7,5	5,5	H220 - 41 ... - 437N4
			32	11	7,5	H226 - 41 ... - 437N4
			40	15	11	H233 - 41 ... - 437N4
			63	22	18,5	H263 - 41 ... - 437N4
	3 ... 4	H200-B				

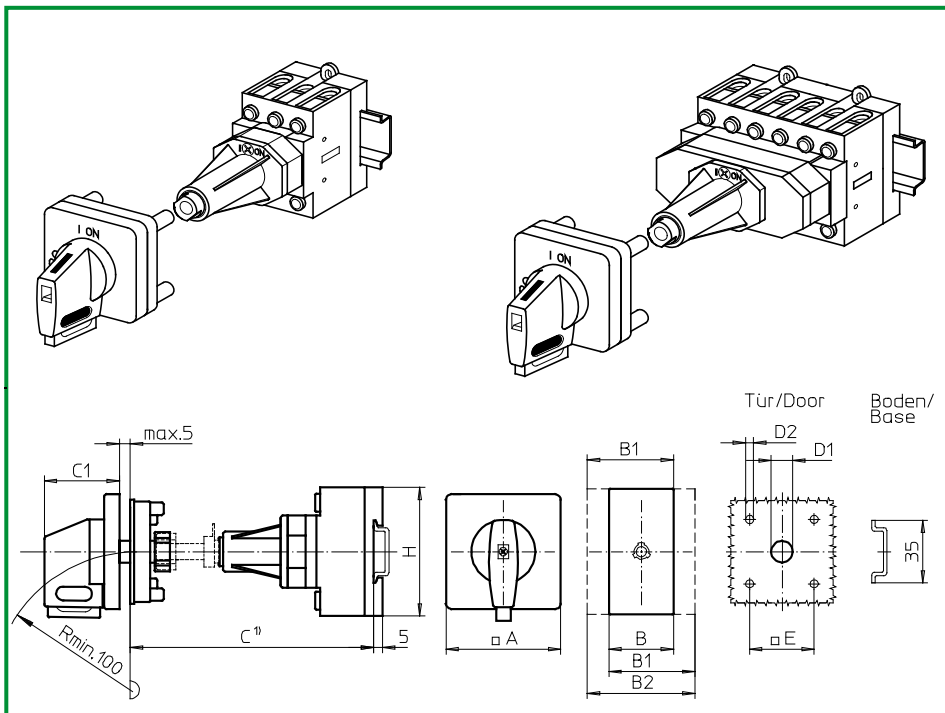
SMD modules for basic switch A02		
Mounting form module for 237N.	H200-A H200-B/-D	BFA2 - 437 BFB2 - 437
N-padlock device 67 x 67 mm, mounting form 437N1 Escutcheon black, padlockable handle black	H200-A/-B/-D	4BN1
N-padlock device 67 x 67 mm, mounting form 437N4 Escutcheon yellow, padlockable handle red		4BN4

Dimensions (mm)									
Product lines	A	B	B1	B2	C1	D1	D2	E	H
H200-A	67	36	48	60	33	15	5	48	70
H200-B	67	50	69	88	33	15	5	48	72
H200-D	67	72	84	96	33	15	5	48	70

C¹) Metal shaft is not included. Please order separately. See page B8-21.

Base Mounting Switches

sälzer



Product lines
H200-A/-B/-D

Base mounting switch
Operator module of next size

Door clutch
Metal shaft extension
With shaft retaining bush

Four hole mounting
48 x 48 mm front

437V1 (IP66)

437V4 (IP66)

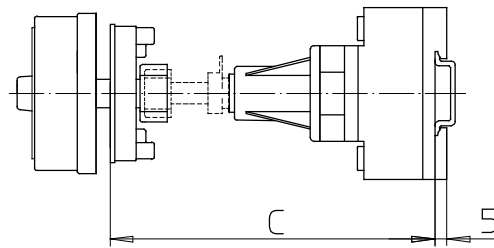
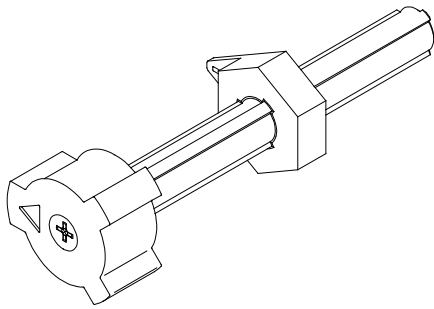
Complete switch	Poles	Product lines	Rated data (IEC 60947)			Order code number
			Operational current I _e	Operational power at 380–440V		
			AC-21A A	AC-23A kW	AC-3 kW	
Main Switches OFF position padlockable 09h	3 ... 8	H200-A/-D	20	5,5	3,7	H216 - 41 ... - 437V1
			25	7,5	5,5	H220 - 41 ... - 437V1
			32	11	7,5	H226 - 41 ... - 437V1
			40	15	11	H233 - 41 ... - 437V1
			63	22	18,5	H263 - 41 ... - 437V1
Main/Emergency-Off Switches OFF position padlockable 09h	3 ... 8	H200-A/-D	20	5,5	3,7	H216 - 41 ... - 437V4
			25	7,5	5,5	H220 - 41 ... - 437V4
			32	11	7,5	H226 - 41 ... - 437V4
			40	15	11	H233 - 41 ... - 437V4
			63	22	18,5	H263 - 41 ... - 437V4
	3 ... 4	H200-B				

SMD modules for basic switch A02		
Mounting form module for 437V.	H200-A H200-B/-D	BFA2 - 447 BFB2 - 447
V-operator module 64 x 64 mm, mounting form 437V1 Escutcheon black, handle black	H200-A/-B/-D	4AV1 - 09
Legend plate silver, operator module 437V1		FAS4 - 9078
V-operator module 64 x 64 mm, mounting form 437V4 Escutcheon black, handle red		4AV4 - 09
Legend plate yellow, operator module 437V4		FBS4 - 9078

Dimensions (mm)									
Product lines	A	B	B1	B2	C1	D1	D2	E	H
H200-A	64	36	48	60	39	15	5	48	70
H200-B	64	50	69	88	39	15	5	48	72
H200-D	64	72	84	96	39	15	5	48	70

C¹) Metal shaft is not included. Please order separately. See page B8-21.

Metal shaft extension



Product lines
H200-A/-B/-D/-E

Base mounting switch

Door clutch
Metal shaft extension

Four hole mounting
Front

AVB8 - . . .

Metal shaft extension for mounting forms **with door clutch** and four hole mounting front

Dimension C (Internal depth, inside of door to top of DIN rail)

Mounting forms with shaft retaining screw		Order code number	Mounting forms with shaft retaining bush		Order code number
H200-A /-B	H200-D/-E		H200-A /-B	H200-D/-E	
128 ... 139 mm	136 ... 147 mm	AVB8 - 053	140 ... 164 mm	148 ... 172 mm	AVB8 - 065
140 ... 152 mm	148 ... 160 mm	AVB8 - 065	165 ... 189 mm	173 ... 197 mm	AVB8 - 090
153 ... 164 mm	161 ... 172 mm	AVB8 - 078	190 ... 214 mm	198 ... 222 mm	AVB8 - 115
165 ... 177 mm	173 ... 185 mm	AVB8 - 090	215 ... 239 mm	223 ... 247 mm	AVB8 - 140
178 ... 189 mm	186 ... 197 mm	AVB8 - 103	240 ... 264 mm	248 ... 272 mm	AVB8 - 165
190 ... 202 mm	198 ... 210 mm	AVB8 - 115	265 ... 289 mm	273 ... 297 mm	AVB8 - 190
203 ... 214 mm	211 ... 222 mm	AVB8 - 128	290 ... 314 mm	298 ... 322 mm	AVB8 - 215
215 ... 227 mm	223 ... 235 mm	AVB8 - 140	315 ... 339 mm	323 ... 347 mm	AVB8 - 240
228 ... 239 mm	236 ... 247 mm	AVB8 - 153	340 ... 364 mm	348 ... 372 mm	AVB8 - 265
240 ... 252 mm	248 ... 260 mm	AVB8 - 165	365 ... 389 mm	373 ... 397 mm	AVB8 - 290
253 ... 264 mm	261 ... 272 mm	AVB8 - 178	390 ... 414 mm	398 ... 422 mm	AVB8 - 315
265 ... 277 mm	273 ... 285 mm	AVB8 - 190	415 ... 439 mm	423 ... 447 mm	AVB8 - 340
278 ... 289 mm	286 ... 297 mm	AVB8 - 203	440 ... 464 mm	448 ... 472 mm	AVB8 - 365
290 ... 302 mm	298 ... 310 mm	AVB8 - 215	465 ... 489 mm	473 ... 497 mm	AVB8 - 390
303 ... 314 mm	311 ... 322 mm	AVB8 - 228	490 ... 514 mm	498 ... 522 mm	AVB8 - 415
315 ... 327 mm	323 ... 335 mm	AVB8 - 240	515 ... 539 mm	523 ... 547 mm	AVB8 - 440
328 ... 339 mm	336 ... 247 mm	AVB8 - 253	540 ... 564 mm	548 ... 572 mm	AVB8 - 465
340 ... 352 mm	348 ... 360 mm	AVB8 - 265	565 ... 589 mm	573 ... 597 mm	AVB8 - 490
353 ... 364 mm	361 ... 372 mm	AVB8 - 278	590 ... 614 mm	598 ... 622 mm	AVB8 - 515
365 ... 377 mm	373 ... 385 mm	AVB8 - 290	615 ... 639 mm	623 ... 649 mm	AVB8 - 540
378 ... 389 mm	386 ... 397 mm	AVB8 - 303			

Base Mounting Switches

sälzer

**Product lines
H200-A/-B**

Base mounting switch

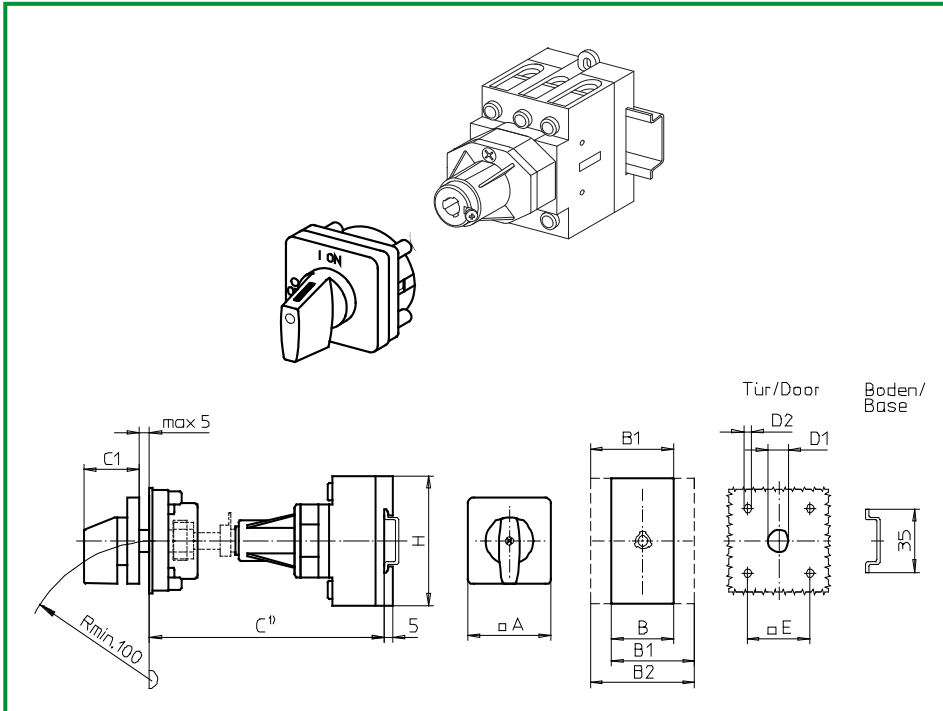
Door interlock

Metal shaft extension
With shaft retaining screw

Four hole mounting

36 × 36 mm front

452M1 (IP66)



Complete switch	Poles	Product lines	Rated data (IEC 60947)			Order code number
			Operational current I _e	Operational power at 380–440V		
			AC-21A A	AC-23A kW	AC-3 kW	
ON-OFF Switches Switching angle 90°	3 ... 4	H200-A	20	5,5	3,7	H216 - 41 ... - 452M1
			25	7,5	5,5	H220 - 41 ... - 452M1
			32	11	7,5	H226 - 41 ... - 452M1
			40	15	11	H233 - 41 ... - 452M1
	3 ... 4	H200-B	63	22	18,5	H263 - 41 ... - 452M1

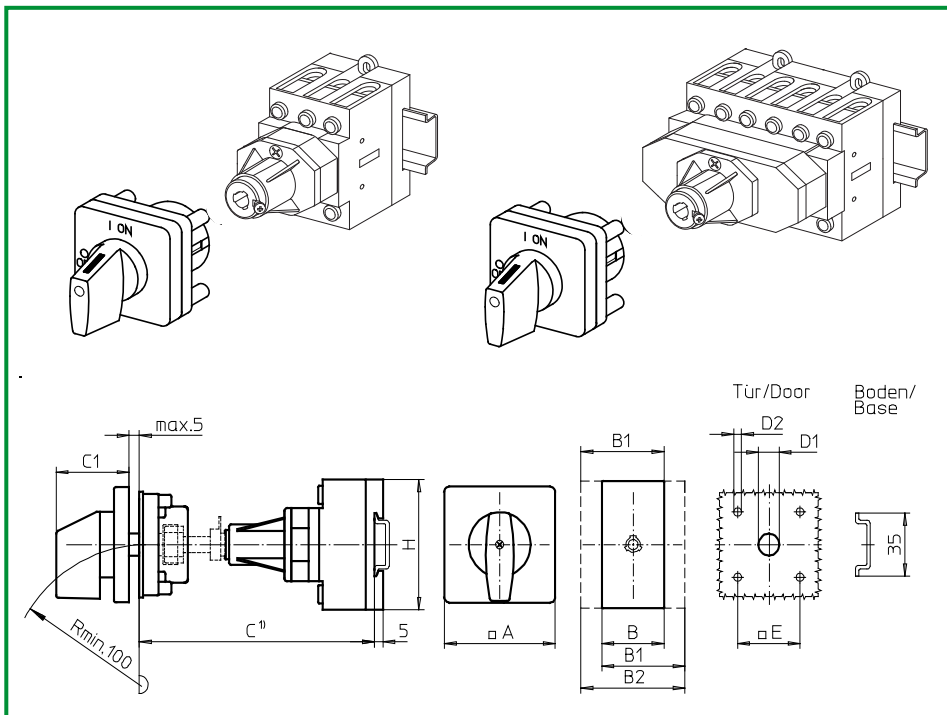
SMD modules for basic switch A02		
Mounting form module for 452M1	H200-A H200-B	BFA2 - 452 BFB2 - 452
M-operator module 48 × 48 mm, mounting form 452M1 Escutcheon black, handle black	H200-A/-B	2AM1
Legend plate silver, operator module 452M1		FAS2 - 9... (FA number)

Dimensions (mm)									
Product lines	A	B	B1	B2	C1	D1	D2	E	H
H200-A	48	36	48	60	32	15	4,5	36	70
H200-B	48	50	69	88	32	15	4,5	36	72

C¹⁾ Internal depth, inside of door to top of DIN rail. Metal shaft is not included. Please order separately. See page B9-21.

Base Mounting Switches

sälzer



Product lines
H200-A/-B/-D/-E

Base mounting switch
Operator module of next size

Door interlock
Metal shaft extension
With shaft retaining screw

Four hole mounting
48 x 48 mm front

454M1 (IP66)

Complete switch	Poles	Product lines	Rated data (IEC 60947)			Order code number
			Operational current I _e	Operational power at 380–440V		
			AC-21A A	AC-23A kW	AC-3 kW	
ON-OFF Switches Switching angle 90°	3 ... 8	H200-A/-D	20	5,5	3,7	H216 - 41 ... - 454M1
			25	7,5	5,5	H220 - 41 ... - 454M1
			32	11	7,5	H226 - 41 ... - 454M1
			40	15	11	H233 - 41 ... - 454M1
	3 ... 4	H200-B	63	22	18,5	H263 - 41 ... - 454M1
Changeover with OFF Switching angle 90°	3 ... 4	H200-E	20	5,5	3,7	H216 - 71 ... - 454M1
			25	7,5	5,5	H220 - 71 ... - 454M1
			32	11	7,5	H226 - 71 ... - 454M1
			40	22	18,5	H233 - 71 ... - 454M1

SMD modules for basic switch A02			
Mounting form module for 454M1		H200-A H200-B/-D H200-E	BFA2 - 454 BFB2 - 454 BFC2 - 454
M-operator module 64 x 64 mm, mounting form 454M1 Escutcheon black, handle black		H200-A/-B/-D/-E	4AM1
Legend plate silver, operator module 454M1			FAS4 - 9... (FA number)

Dimensions (mm)									
Product lines	A	B	B1	B2	C1	D1	D2	E	H
H200-A	64	36	48	60	39	15	5	48	70
H200-B	64	50	69	88	39	15	5	48	72
H200-D	64	72	84	96	39	15	5	48	70
H200-E	64	72	84	96	39	15	5	48	70

C¹) Internal depth, inside of door to top of DIN rail. Metal shaft is not included. Please order separately. See page B9-21.

Base Mounting Switches

sälzer

Product line
H200-E

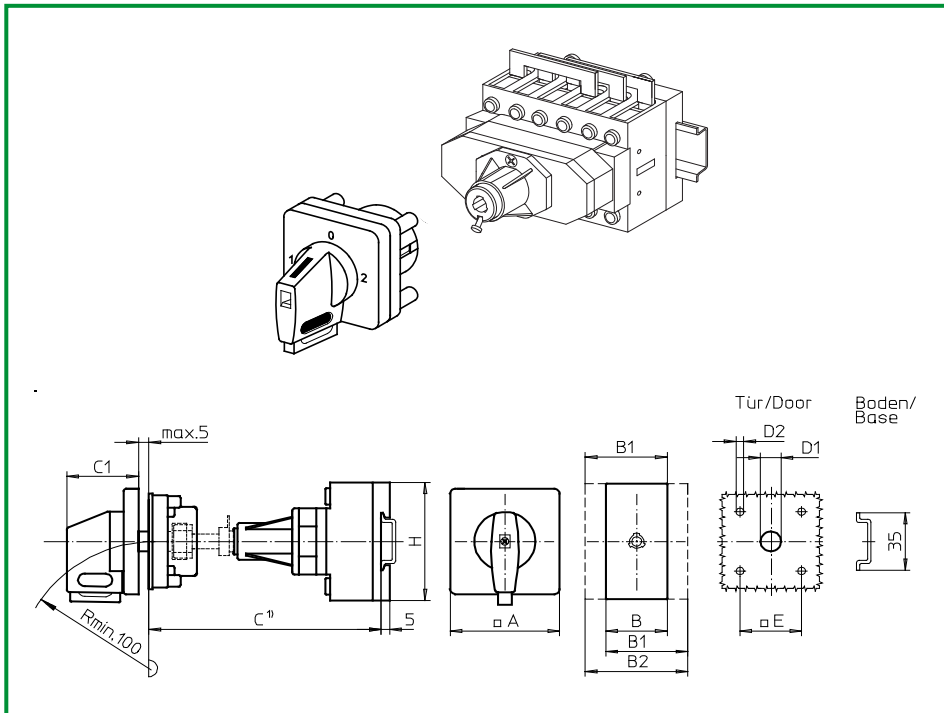
Base mounting switch
Operator module of next size

Door interlock
Metal shaft extension
With shaft retaining screw

Four hole mounting
48 × 48 mm front

454V1 (IP66)

458V1 (IP66)



Complete switch	Poles	Product lines	Rated data (IEC 60947)			Order code number
			Operational current I _e	Operational power at 380–440V		
			AC-21A A	AC-23A kW	AC-3 kW	
Changeover with OFF Switching angle 90° OFF position padlockable 12h	3 ... 4	H200-E	20	5,5	3,7	H216 - 71 ... - 454V1
			25	7,5	5,5	H220 - 71 ... - 454V1
			32	11	7,5	H226 - 71 ... - 454V1
			40	22	18,5	H233 - 11 ... - 454V1
Changeover with OFF Switching angle 90° 3 positions padlockable (09h/12h/03h)	3 ... 4	H200-E	20	5,5	3,7	H216 - 71 ... - 458V1
			25	7,5	5,5	H220 - 71 ... - 458V1
			32	11	7,5	H226 - 71 ... - 458V1
			40	22	18,5	H233 - 71 ... - 458V1

SMD modules for basic switch A02		
Mounting form module for 454V1/458V1	H200-E	BFC2 - 454
V-operator module 64 × 64 mm, mounting form 454V1 Escutcheon black, handle black		4AV1 - 12
V-operator module 64 × 64 mm, mounting form 458V1 Escutcheon black, handle black		4AV1 - 99
Legend plate silver, operator modules 454V1/458V1		FAS4 - 9... (FA number)

Dimensions (mm)									
Product line	A	B	B1	B2	C1	D1	D2	E	H
H200-E	64	72	84	96	39	15	5	48	70

C¹) Internal depth, inside of door to top of DIN rail. Metal shaft is not included. Please order separately. See page B9-21.

Base Mounting Switches

sälzer

Product lines
H200-A/-B/-D

Base mounting switch

Door interlock

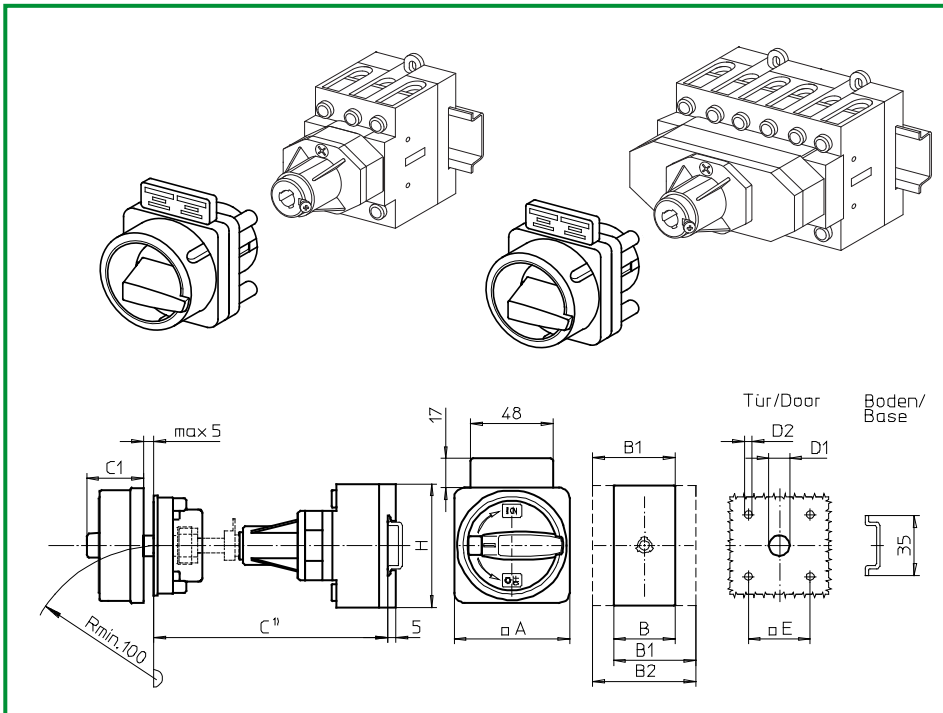
Metal shaft extension
With shaft retaining screw

Four hole mounting

36 x 36 mm front

455M1 (IP66)

455M4 (IP66)



Complete switch	Poles	Product lines	Rated data (IEC 60947)			Order code number
			Operational current I _e	Operational power at 380–440V		
			AC-21A A	AC-23A kW	AC-3 kW	
Main Switches OFF position padlockable 09h	3 ... 8	H200-A/-D	20	5,5	3,7	H216 - 41 ... - 455M1
			25	7,5	5,5	H220 - 41 ... - 455M1
			32	11	7,5	H226 - 41 ... - 455M1
			40	15	11	H233 - 41 ... - 455M1
			63	22	18,5	H263 - 41 ... - 455M1
Main/Emergency-Off Switches OFF position padlockable 09h	3 ... 8	H200-A/-D	20	5,5	3,7	H216 - 41 ... - 455M4
			25	7,5	5,5	H220 - 41 ... - 455M4
			32	11	7,5	H226 - 41 ... - 455M4
			40	15	11	H233 - 41 ... - 455M4
			63	22	18,5	H263 - 41 ... - 455M4
SMD modules for basic switch A02			Mounting form module for 455M.			BFA2 - 455
					H200-A	BFB2 - 455
					H200-B/-D	2CM1
			M-padlock device 67 x 67 mm, mounting form 455M1 Escutcheon black, padlockable handle black		H200-A/-B/-D	2CM4
			M-padlock device 67 x 67 mm, mounting form 455M4 Escutcheon yellow, padlockable handle red			FAZZ - 8041
Additional top escutcheon plate						

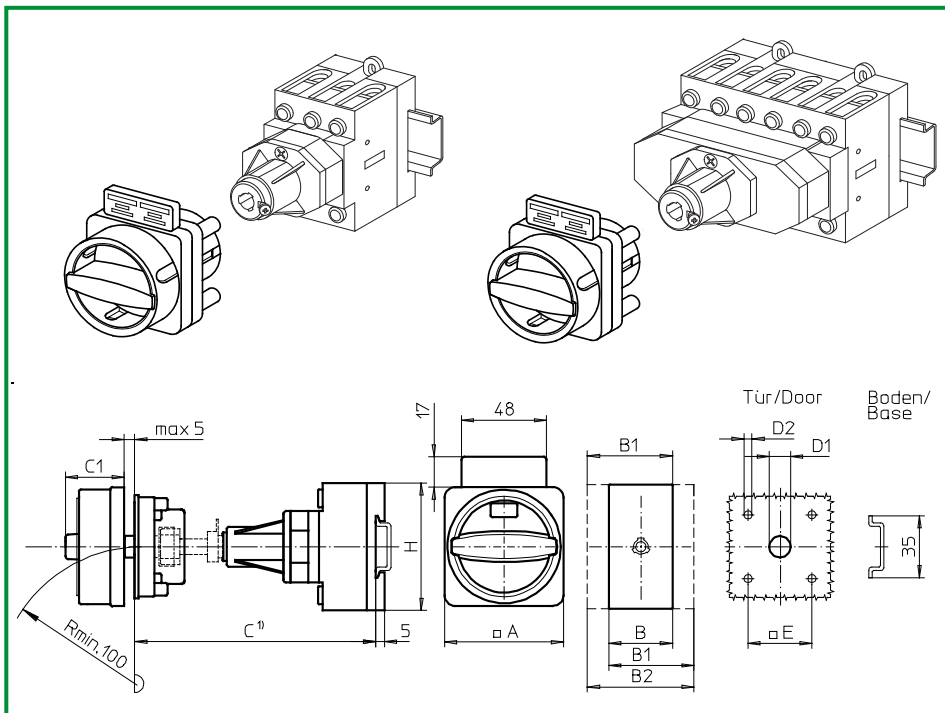
SMD modules for basic switch A02									
Mounting form module for 455M.				H200-A		BFA2 - 455			
				H200-B/-D		BFB2 - 455			
M-padlock device 67 x 67 mm, mounting form 455M1 Escutcheon black, padlockable handle black				H200-A/-B/-D		2CM1			
M-padlock device 67 x 67 mm, mounting form 455M4 Escutcheon yellow, padlockable handle red						2CM4			
Additional top escutcheon plate						FAZZ - 8041			

Dimensions (mm)									
Product lines	A	B	B1	B2	C1	D1	D2	E	H
H200-A	67	36	48	60	38	15	4,5	36	70
H200-B	67	50	69	88	38	15	4,5	36	72
H200-D	67	72	84	96	38	15	4,5	36	70

C¹) Internal depth, inside of door to top of DIN rail. Metal shaft is not included. Please order separately. See page B9-21.

Base Mounting Switches

sälzer



Product lines
H200-A/-B/-D

Base mounting switch

Door interlock

Metal shaft extension
With shaft retaining screw

Four hole mounting

36 × 36 mm front

455N1 (IP66)

455N4 (IP66)

Complete switch	Poles	Product lines	Rated data (IEC 60947)			Order code number
			Operational current I _e	Operational power at 380–440V		
			AC-21A A	AC-23A kW	AC-3 kW	
Main Switches OFF position padlockable 12h	3 ... 8	H200-A/-D	20	5,5	3,7	H216 - 41 ... - 455N1
			25	7,5	5,5	H220 - 41 ... - 455N1
			32	11	7,5	H226 - 41 ... - 455N1
			40	15	11	H233 - 41 ... - 455N1
			63	22	18,5	H263 - 41 ... - 455N1
Main/Emergency-Off Switches OFF position padlockable 12h	3 ... 8	H200-A/-D	20	5,5	3,7	H216 - 41 ... - 455N4
			25	7,5	5,5	H220 - 41 ... - 455N4
			32	11	7,5	H226 - 41 ... - 455N4
			40	15	11	H233 - 41 ... - 455N4
			63	22	18,5	H263 - 41 ... - 455N4
	3 ... 4	H200-B				

SMD modules for basic switch A02

Mounting form module for 455N.

H200-A
H200-B/-D

BFA2 - 455
BFB2 - 455

N-padlock device 67 × 67 mm, mounting form 455N1
Escutcheon black, padlockable handle black

H200-A/-B/-D

2CN1

N-padlock device 67 × 67 mm, mounting form 455N4
Escutcheon yellow, padlockable handle red

2CN4

Additional top escutcheon plate

FAZZ - 8041

Dimensions (mm)

Product lines	A	B	B1	B2	C1	D1	D2	E	H
H200-A	67	36	48	60	33	15	4,5	36	70
H200-B	67	50	69	88	33	15	4,5	36	72
H200-D	67	72	84	96	33	15	4,5	36	70

C¹⁾ Internal depth, inside of door to top of DIN rail. Metal shaft is not included. Please order separately. See page B9-21.

Base Mounting Switches

sälzer

Product lines
H200-A/-B

Base mounting switch

Door interlock

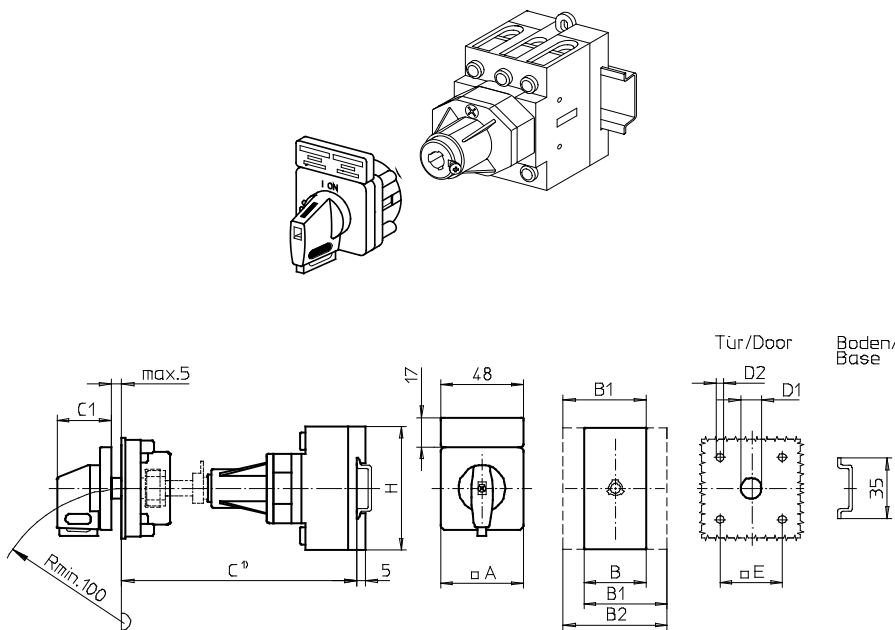
Metal shaft extension
With shaft retaining screw

Four hole mounting

36 × 36 mm front

455V1 (IP66)

455V4 (IP66)



Complete switch	Poles	Product lines	Rated data (IEC 60947)			Order code number
			Operational current I _e	Operational power at 380–440V		
			AC-21A A	AC-23A kW	AC-3 kW	
Main Switches OFF position padlockable 09h	3 ... 4	H200-A	20	5,5	3,7	H216 - 41 ... - 455V1
			25	7,5	5,5	H220 - 41 ... - 455V1
			32	11	7,5	H226 - 41 ... - 455V1
			40	15	11	H233 - 41 ... - 455V1
			63	22	18,5	H263 - 41 ... - 455V1
Main/Emergency-Off Switches OFF position padlockable 09h	3 ... 4	H200-A	20	5,5	3,7	H216 - 41 ... - 455V4
			25	7,5	5,5	H220 - 41 ... - 455V4
			32	11	7,5	H226 - 41 ... - 455V4
			40	15	11	H233 - 41 ... - 455V4
			63	22	18,5	H263 - 41 ... - 455V4

SMD modules for basic switch A02

Mounting form module for 455V.

H200-A
H200-B
H200-A/-B

BFA2 - 452
BFB2 - 452
2AV1 - 09

V-operator module 48 × 48 mm, mounting form 455V1
Escutcheon black, handle black
Legend plate silver, operator module 455V1

FAS2 - 9078
2AV4 - 09

V-operator module 48 × 48 mm, mounting form 455V4
Escutcheon black, handle red
Legend plate yellow, operator module 455V4
Additional top escutcheon plate

FBS2 - 9078
FAZ2 - 8041

Dimensions (mm)

Product lines	A	B	B1	B2	C1	D1	D2	E	H
H200-A	48	36	48	60	32	15	4,5	36	70
H200-B	48	50	69	88	32	15	4,5	36	72

C¹⁾ Internal depth, inside of door to top of DIN rail. Metal shaft is not included. Please order separately. See page B9-21.

Base Mounting Switches

sälzer

Product lines
H200-A/-B

Base mounting switch

Door interlock

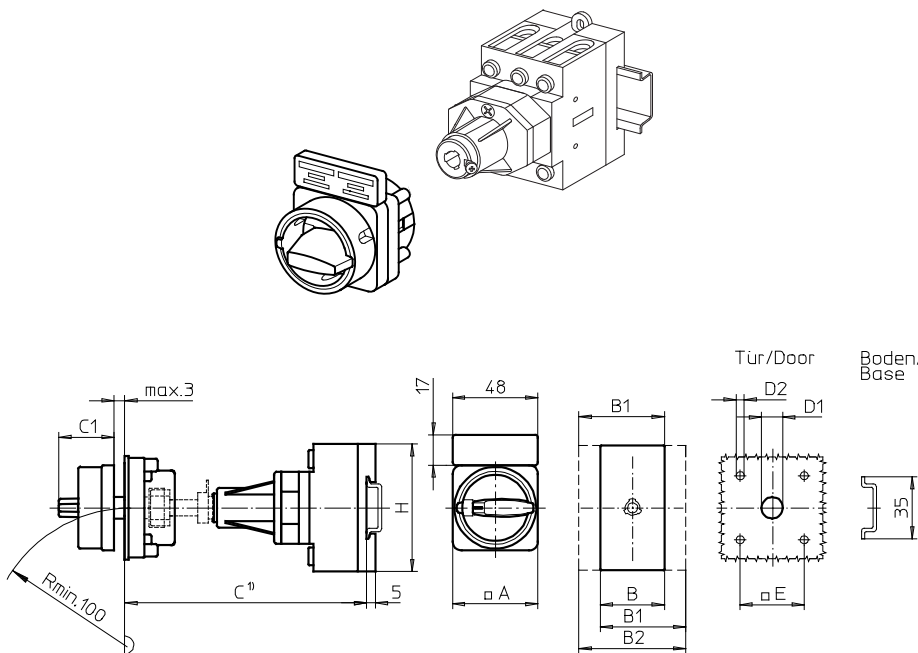
Metal shaft extension
With shaft retaining screw

Four hole mounting

36 x 36 mm front

456M1 (IP66)

456M4 (IP66)



Complete switch	Poles	Product lines	Rated data (IEC 60947)			Order code number
			Operational current I _e	Operational power at 380–440V		
			AC-21A A	AC-23A kW	AC-3 kW	
Main Switches OFF position padlockable 09h	3 ... 4	H200-A	20	5,5	3,7	H216 - 41 ... - 456M1
			25	7,5	5,5	H220 - 41 ... - 456M1
			32	11	7,5	H226 - 41 ... - 456M1
			40	15	11	H233 - 41 ... - 456M1
			63	22	18,5	H263 - 41 ... - 456M1
Main/Emergency-Off Switches OFF position padlockable 09h	3 ... 4	H200-A	20	5,5	3,7	H216 - 41 ... - 456M4
			25	7,5	5,5	H220 - 41 ... - 456M4
			32	11	7,5	H226 - 41 ... - 456M4
			40	15	11	H233 - 41 ... - 456M4
			63	22	18,5	H263 - 41 ... - 456M4
	3 ... 4	H200-B				

SMD modules for basic switch A02

Mounting form module for 456M.

H200-A
H200-B

BFA2 - 452
BFB2 - 452

M-padlock device 48 x 48 mm, mounting form 456M1
Escutcheon black, padlockable handle black

H200-A/-B

2BM1

M-padlock device 48 x 48 mm, mounting form 456M4
Escutcheon yellow, padlockable handle red

2BM4

Additional top escutcheon plate

FAZZ - 8041

Dimensions (mm)

Product lines	A	B	B1	B2	C1	D1	D2	E	H
H200-A	48	36	48	60	31	15	4,5	36	70
H200-B	48	50	69	88	31	15	4,5	36	72

C¹) Internal depth, inside of door to top of DIN rail. Metal shaft is not included. Please order separately. See page B9-21.

Base Mounting Switches

sälzer

Product lines H200-A/-B/-D

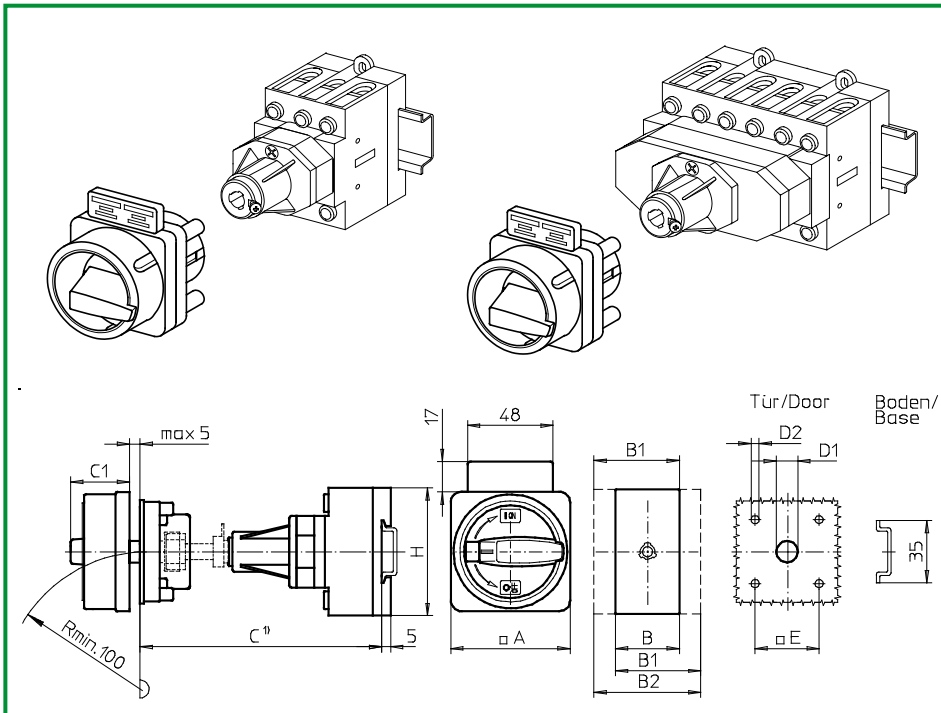
Base mounting switch
Operator module of next size

Door interlock
Metal shaft extension
With shaft retaining screw

Four hole mounting
48 × 48 mm front

457M1 (IP66)

457M4 (IP66)



Complete switch	Poles	Product lines	Rated data (IEC 60947)			Order code number
			Operational current I _e	Operational power at 380–440V		
			AC-21A A	AC-23A kW	AC-3 kW	
Main Switches OFF position padlockable 09h	3 ... 8	H200-A/-D	20	5,5	3,7	H216 - 41 ... - 457M1
			25	7,5	5,5	H220 - 41 ... - 457M1
			32	11	7,5	H226 - 41 ... - 457M1
			40	15	11	H233 - 41 ... - 457M1
			63	22	18,5	H263 - 41 ... - 457M1
Main/Emergency-Off Switches OFF position padlockable 09h	3 ... 8	H200-A/-D	20	5,5	3,7	H216 - 41 ... - 457M4
			25	7,5	5,5	H220 - 41 ... - 457M4
			32	11	7,5	H226 - 41 ... - 457M4
			40	15	11	H233 - 41 ... - 457M4
			63	22	18,5	H263 - 41 ... - 457M4
	3 ... 4	H200-B				

SMD modules for basic switch A02

Mounting form module for 457M.

H200-A
H200-B/-D

BFA2 - 455
BFB2 - 455

M-padlock device 67 × 67 mm, mounting form 457M1
Escutcheon black, padlockable handle black

H200-A/-B/-D

4BM1

M-padlock device 67 × 67 mm, mounting form 457M4
Escutcheon yellow, padlockable handle red

4BM4

Additional top escutcheon plate

FAZZ - 8041

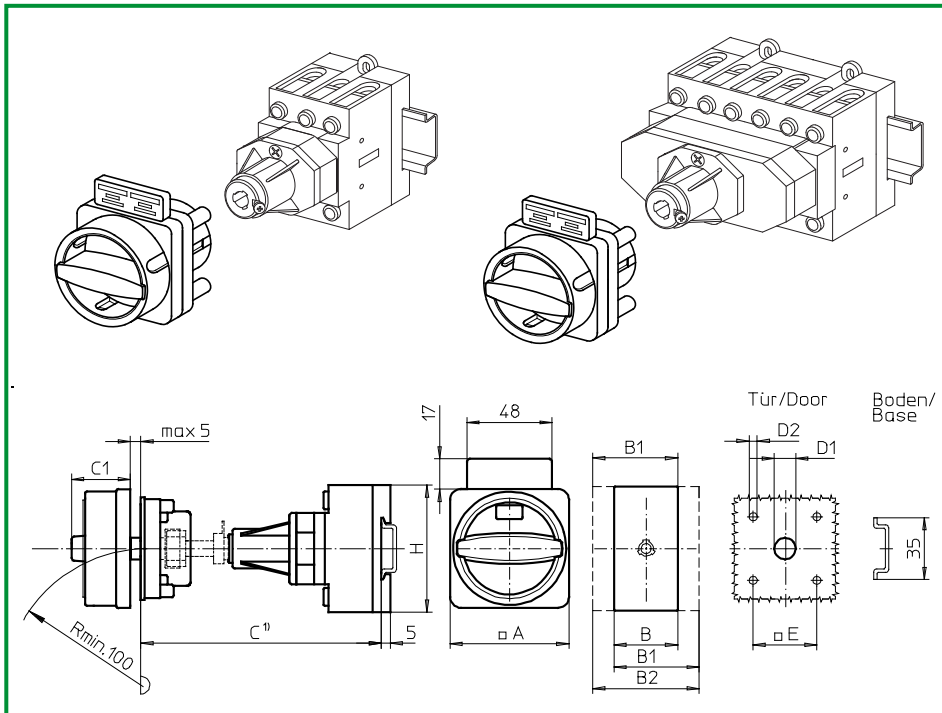
Dimensions (mm)

Product lines	A	B	B1	B2	C1	D1	D2	E	H
H200-A	67	36	48	60	38	15	5	48	70
H200-B	67	50	69	88	38	15	5	48	72
H200-D	67	72	84	96	38	15	5	48	70

C¹⁾ Internal depth, inside of door to top of DIN rail. Metal shaft is not included. Please order separately. See page B9-21.

Base Mounting Switches

sälzer



**Product lines
H200-A/-B/-D**

Base mounting switch
Operator module of next size

Door interlock
Metal shaft extension
With shaft retaining screw

Four hole mounting
48 × 48 mm front

457N1 (IP66)
457N4 (IP66)

Complete switch	Poles	Product lines	Rated data (IEC 60947)			Order code number
			Operational current I _e	Operational power at 380–440V		
			AC-21A A	AC-23A kW	AC-3 kW	
Main Switches OFF position padlockable 12h	3 ... 8	H200-A/-D	20	5,5	3,7	H216 - 41 ... - 457N1
			25	7,5	5,5	H220 - 41 ... - 457N1
			32	11	7,5	H226 - 41 ... - 457N1
			40	15	11	H233 - 41 ... - 457N1
			63	22	18,5	H263 - 41 ... - 457N1
Main/Emergency-Off Switches OFF position padlockable 12h	3 ... 8	H200-A/-D	20	5,5	3,7	H216 - 41 ... - 457N4
			25	7,5	5,5	H220 - 41 ... - 457N4
			32	11	7,5	H226 - 41 ... - 457N4
			40	15	11	H233 - 41 ... - 457N4
			63	22	18,5	H263 - 41 ... - 457N4
SMD modules for basic switch A02						BFA2 - 455
						BFB2 - 455
						4BN1
						4BN4
						FAZ2 - 8041

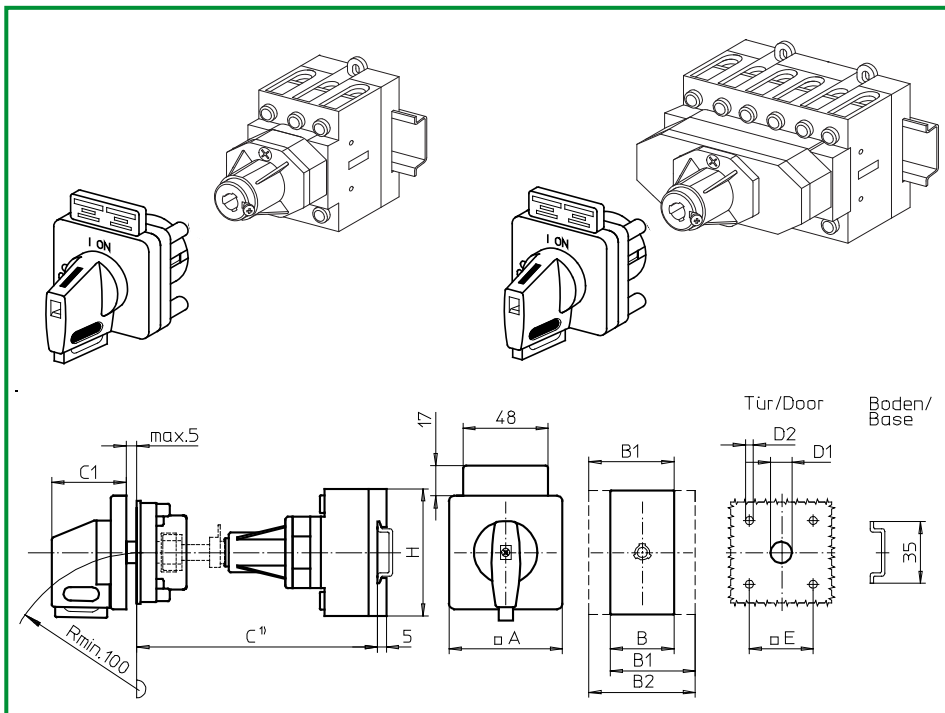
SMD modules for basic switch A02						
Mounting form module for 457N.				H200-A H200-B/-D		BFA2 - 455 BFB2 - 455
N-padlock device 67 × 67 mm, mounting form 457N1 Escutcheon black, padlockable handle black				H200-A/-B/-D		4BN1
N-padlock device 67 × 67 mm, mounting form 457N4 Escutcheon yellow, padlockable handle red						4BN4
Additional top escutcheon plate						FAZ2 - 8041

Dimensions (mm)									
Product lines	A	B	B1	B2	C1	D1	D2	E	H
H200-A	67	36	48	60	33	15	5	48	70
H200-B	67	50	69	88	33	15	5	48	72
H200-D	67	72	84	96	33	15	5	48	70

C¹) Internal depth, inside of door to top of DIN rail. Metal shaft is not included. Please order separately. See page B9-21.

Base Mounting Switches

sälzer



Product lines
H200-A/-B/-D

Base mounting switch
Operator module of next size

Door interlock
Metal shaft extension
With shaft retaining screw

Four hole mounting
48 x 48 mm front

457V1 (IP66)
457V4 (IP66)

Complete switch	Poles	Product lines	Rated data (IEC 60947)			Order code number
			Operational current I _e	Operational power at 380–440V		
			AC-21A A	AC-23A kW	AC-3 kW	
Main Switches OFF position padlockable 09h	3 ... 8	H200-A/-D	20	5,5	3,7	H216 - 41 ... - 457V1
			25	7,5	5,5	H220 - 41 ... - 457V1
			32	11	7,5	H226 - 41 ... - 457V1
			40	15	11	H233 - 41 ... - 457V1
			63	22	18,5	H263 - 41 ... - 457V1
Main/Emergency-Off Switches OFF position padlockable 09h	3 ... 8	H200-A/-D	20	5,5	3,7	H216 - 41 ... - 457V4
			25	7,5	5,5	H220 - 41 ... - 457V4
			32	11	7,5	H226 - 41 ... - 457V4
			40	15	11	H233 - 41 ... - 457V4
			63	22	18,5	H263 - 41 ... - 457V4
	3 ... 4	H200-B				

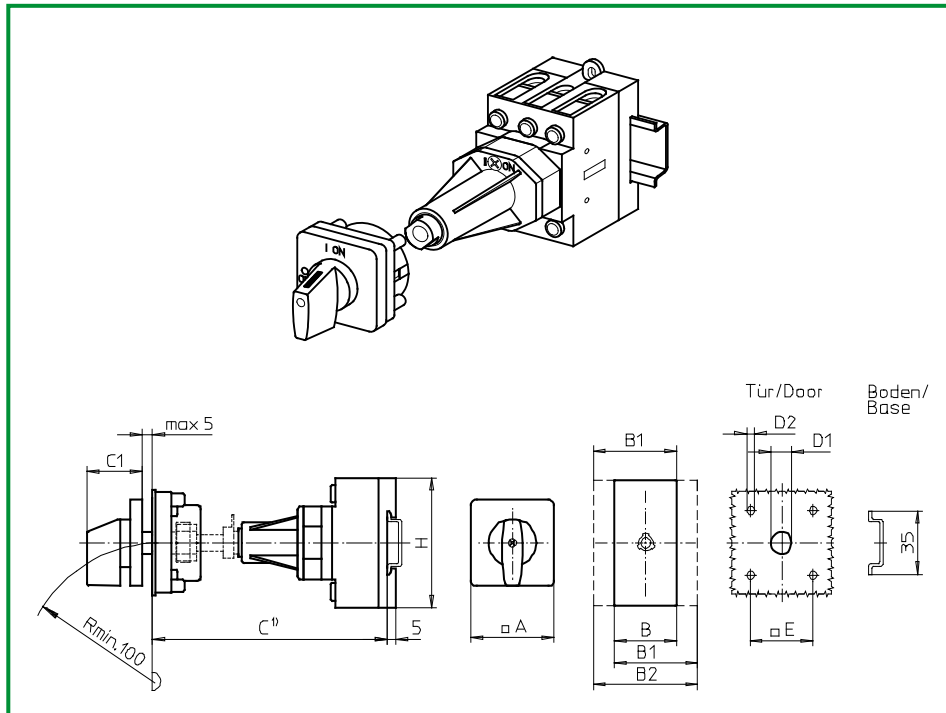
SMD modules for basic switch A02			
Mounting form module for 457V.		H200-A	BFA2 - 454
		H200-B/-D	BFB2 - 454
V-operator module 64 x 64 mm, mounting form 457V1 Escutcheon black, handle black Legend plate silver, operator module 457V1		H200-A/-B/-D	4AV1 - 09
V-operator module 64 x 64 mm, mounting form 457V4 Escutcheon black, handle red Legend plate yellow, operator module 457V4			FAS4 - 9078
Additional top escutcheon plate			4AV4 - 09
			FBS4 - 9078
			FAZ2 - 8041

Dimensions (mm)									
Product lines	A	B	B1	B2	C1	D1	D2	E	H
H200-A	64	36	48	60	39	15	5	48	70
H200-B	64	50	69	88	39	15	5	48	72
H200-D	64	72	84	96	39	15	5	48	70

C¹) Internal depth, inside of door to top of DIN rail. Metal shaft is not included. Please order separately. See page B9-21.

Base Mounting Switches

sälzer



Product lines
H200-A/-B

Base mounting switch

Door interlock

Metal shaft extension
With shaft retaining bush

Four hole mounting

36 × 36 mm front

481M1 (IP66)

Complete switch	Poles	Product lines	Rated data (IEC 60947)			Order code number
			Operational current I_e	Operational power at 380–440V		
			AC-21A A	AC-23A kW	AC-3 kW	
ON-OFF Switches Switching angle 90°	3 ... 4	H200-A	20	5,5	3,7	H216 - 41 ... - 481M1
			25	7,5	5,5	H220 - 41 ... - 481M1
			32	11	7,5	H226 - 41 ... - 481M1
			40	15	11	H233 - 41 ... - 481M1
	3 ... 4	H200-B	63	22	18,5	H263 - 41 ... - 481M1

SMD modules for basic switch A02		
Mounting form module for 481M1	H200-A H200-B	BFA2 - 481 BFB2 - 481
M-operator module 48 × 48 mm, mounting form 481M1 Escutcheon black, handle black	H200-A/-B	2AM1
Legend plate silver, operator module 481M1		FAS2 - 9... (FA number)

Dimensions (mm)									
Product lines	A	B	B1	B2	C1	D1	D2	E	H
H200-A	48	36	48	60	32	15	4,5	36	70
H200-B	48	50	69	88	32	15	4,5	36	72

C¹⁾ Internal depth, inside of door to top of DIN rail. Metal shaft is not included. Please order separately. See page B9-21.

Base Mounting Switches

sälzer

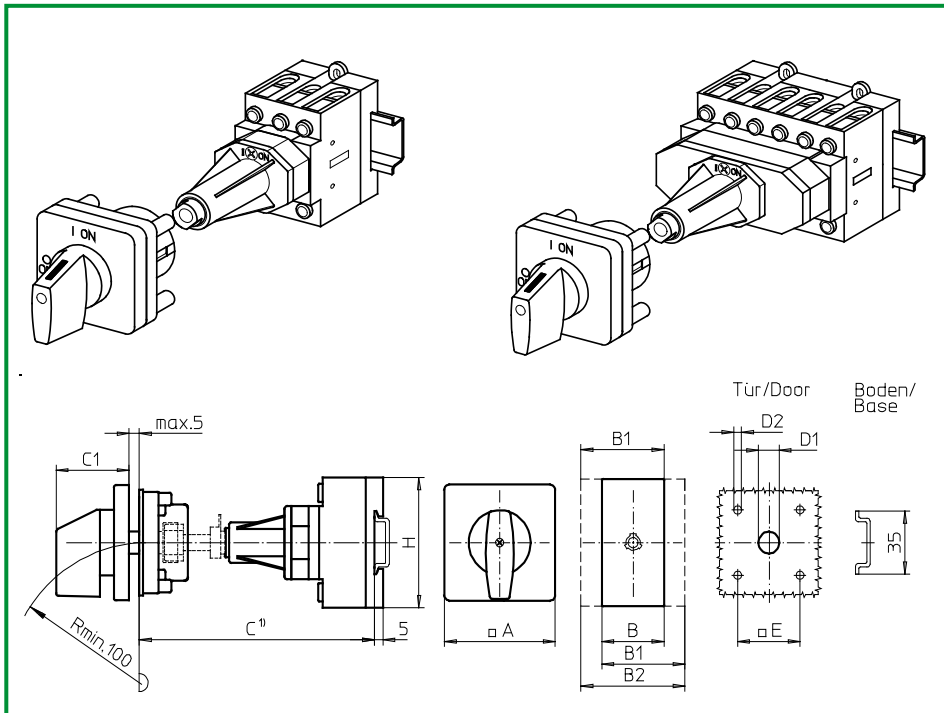
Product lines
H200-A/-B/-D/-E

Base mounting switch
Operator module of next size

Door interlock
Metal shaft extension
With shaft retaining bush

Four hole mounting
48 x 48 mm front

482M1 (IP66)



Complete switch	Poles	Product lines	Rated data (IEC 60947)			Order code number
			Operational current I _e	Operational power at 380–440V		
			AC-21A A	AC-23A kW	AC-3 kW	
ON-OFF Switches Switching angle 90°	3 ... 8	H200-A/-D	20	5,5	3,7	H216 - 41 ... - 482M1
			25	7,5	5,5	H220 - 41 ... - 482M1
			32	11	7,5	H226 - 41 ... - 482M1
			40	15	11	H233 - 41 ... - 482M1
			63	22	18,5	H263 - 41 ... - 482M1
Changeover with OFF Switching angle 90°	3 ... 4	H200-E	20	5,5	3,7	H216 - 71 ... - 482M1
			25	7,5	5,5	H220 - 71 ... - 482M1
			32	11	7,5	H226 - 71 ... - 482M1
			40	22	18,5	H233 - 71 ... - 482M1

SMD modules for basic switch A02		
Mounting form module for 482M1	H200-A H200-B/-D H200-E	BFA2 - 482 BFB2 - 482 BFC2 - 482
M-operator module 64 x 64 mm, mounting form 482M1 Escutcheon black, handle black	H200-A/-B/-D/-E	4AM1
Legend plate silver, operator module 482M1		FAS4 - 9... (FA number)

Dimensions (mm)									
Product lines	A	B	B1	B2	C1	D1	D2	E	H
H200-A	64	36	48	60	39	15	5	48	70
H200-B	64	50	69	88	39	15	5	48	72
H200-D	64	72	84	96	39	15	5	48	70
H200-E	64	72	84	96	39	15	5	48	70

C¹) Internal depth, inside of door to top of DIN rail. Metal shaft is not included. Please order separately. See page B9-21.

Base Mounting Switches

sälzer

Product line
H200-E

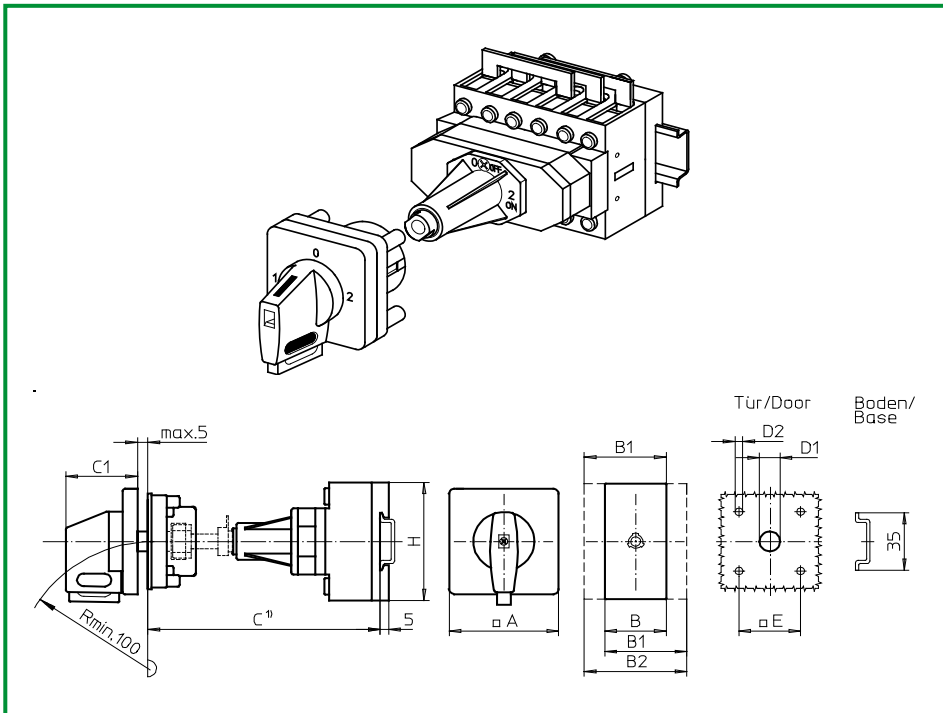
Base mounting switch
Operator module of next size

Door interlock
Metal shaft extension
With shaft retaining bush

Four hole mounting
48 × 48 mm front

482V1 (IP66)

449V1 (IP66)



Complete switch	Poles	Product lines	Rated data (IEC 60947)			Order code number
			Operational current I _e	Operational power at 380–440V		
			AC-21A A	AC-23A kW	AC-3 kW	
Changeover with OFF Switching angle 90° OFF position padlockable 12h	3 ... 4	H200-E	20	5,5	3,7	H216 - 71 ... - 482V1
			25	7,5	5,5	H220 - 71 ... - 482V1
			32	11	7,5	H226 - 71 ... - 482V1
			40	22	18,5	H233 - 11 ... - 482V1
Changeover with OFF Switching angle 90° 3 positions padlockable (09h/12h/03h)	3 ... 4	H200-E	20	5,5	3,7	H216 - 71 ... - 449V1
			25	7,5	5,5	H220 - 71 ... - 449V1
			32	11	7,5	H226 - 71 ... - 449V1
			40	22	18,5	H233 - 71 ... - 449V1

SMD modules for basic switch A02

Mounting form module for 482V1/449V1	H200-E	BFC2 - 482
V-operator module 64 × 64 mm, mounting form 482V1 Escutcheon black, handle black		4AV1 - 12
V-operator module 64 × 64 mm, mounting form 449V1 Escutcheon black, handle black		4AV1 - 99
Legend plate silver, operator modules 482V1/449V1		FAS4 - 9... (FA number)

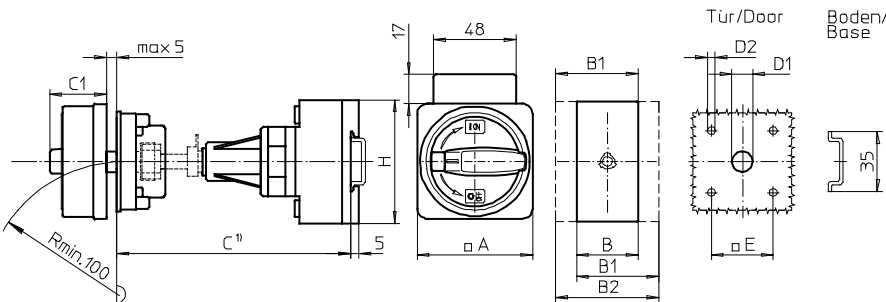
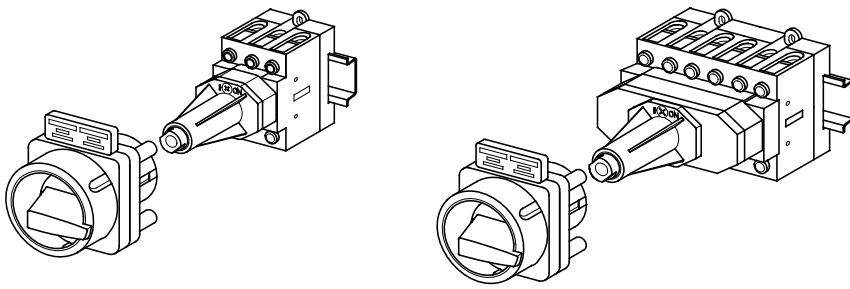
Dimensions (mm)

Product line	A	B	B1	B2	C1	D1	D2	E	H
H200-E	64	72	84	96	39	15	5	48	70

C¹) Internal depth, inside of door to top of DIN rail. Metal shaft is not included. Please order separately. See page B9-21.

Base Mounting Switches

sälzer



**Product lines
H200-A/-B/-D**

Base mounting switch

Door interlock

Metal shaft extension
With shaft retaining bush

Four hole mounting

36 × 36 mm front

483M1 (IP66)

483M4 (IP66)

Complete switch	Poles	Product lines	Rated data (IEC 60947)			Order code number
			Operational current I _e	Operational power at 380–440V		
			AC-21A A	AC-23A kW	AC-3 kW	
Main Switches OFF position padlockable 09h	3 ... 8	H200-A/-D	20	5,5	3,7	H216 - 41 ... - 483M1
			25	7,5	5,5	H220 - 41 ... - 483M1
			32	11	7,5	H226 - 41 ... - 483M1
			40	15	11	H233 - 41 ... - 483M1
			63	22	18,5	H263 - 41 ... - 483M1
Main/Emergency-Off Switches OFF position padlockable 09h	3 ... 8	H200-A/-D	20	5,5	3,7	H216 - 41 ... - 483M4
			25	7,5	5,5	H220 - 41 ... - 483M4
			32	11	7,5	H226 - 41 ... - 483M4
			40	15	11	H233 - 41 ... - 483M4
			63	22	18,5	H263 - 41 ... - 483M4
	3 ... 4	H200-B				

SMD modules for basic switch A02

Mounting form module for 483M.

H200-A
H200-B/-D

BFA2 - 483
BFB2 - 483

M-padlock device 67 × 67 mm, mounting form 483M1
Escutcheon black, padlockable handle black

H200-A/-B/-D

2CM1

M-padlock device 67 × 67 mm, mounting form 483M4
Escutcheon yellow, padlockable handle red

2CM4

Additional top escutcheon plate

FAZ2 - 8041

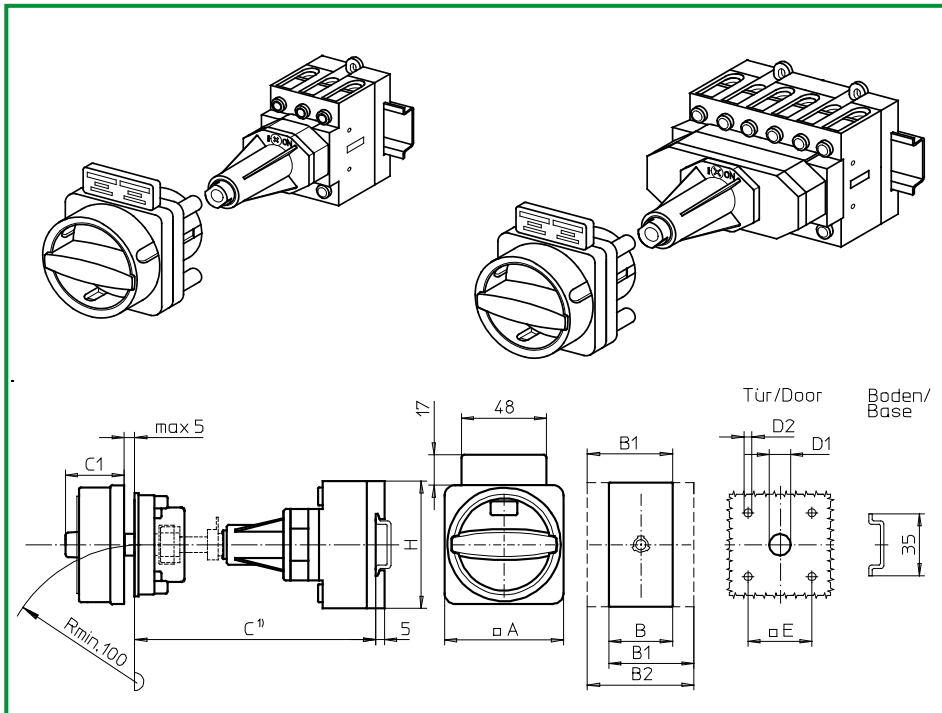
Dimensions (mm)

Product lines	A	B	B1	B2	C1	D1	D2	E	H
H200-A	67	36	48	60	38	15	4,5	36	70
H200-B	67	50	69	88	38	15	4,5	36	72
H200-D	67	72	84	96	38	15	4,5	36	70

C¹⁾ Internal depth, inside of door to top of DIN rail. Metal shaft is not included. Please order separately. See page B9-21.

Base Mounting Switches

sälzer



**Product lines
H200-A/-B/-D**

Base mounting switch

Door interlock

Metal shaft extension
With shaft retaining bush

Four hole mounting

36 × 36 mm front

483N1 (IP66)

483N4 (IP66)

Complete switch	Poles	Product lines	Rated data (IEC 60947)			Order code number
			Operational current I _e	Operational power at 380–440V		
			AC-21A A	AC-23A kW	AC-3 kW	
Main Switches OFF position padlockable 12h	3 ... 8	H200-A/-D	20	5,5	3,7	H216 - 41 ... - 483N1
			25	7,5	5,5	H220 - 41 ... - 483N1
			32	11	7,5	H226 - 41 ... - 483N1
			40	15	11	H233 - 41 ... - 483N1
			63	22	18,5	H263 - 41 ... - 483N1
Main/Emergency-Off Switches OFF position padlockable 12h	3 ... 8	H200-A/-D	20	5,5	3,7	H216 - 41 ... - 483N4
			25	7,5	5,5	H220 - 41 ... - 483N4
			32	11	7,5	H226 - 41 ... - 483N4
			40	15	11	H233 - 41 ... - 483N4
			63	22	18,5	H263 - 41 ... - 483N4
	3 ... 4	H200-B				

SMD modules for basic switch A02		
Mounting form module for 483N.	H200-A H200-B/-D	BFA2 - 483 BFB2 - 483
N-padlock device 67 × 67 mm, mounting form 483N1 Escutcheon black, padlockable handle black	H200-A/-B/-D	2CN1
N-padlock device 67 × 67 mm, mounting form 483N4 Escutcheon yellow, padlockable handle red		2CN4
Additional top escutcheon plate		FAZZ - 8041

Dimensions (mm)									
Product lines	A	B	B1	B2	C1	D1	D2	E	H
H200-A	67	36	48	60	33	15	4,5	36	70
H200-B	67	50	69	88	33	15	4,5	36	72
H200-D	67	72	84	96	33	15	4,5	36	70

C¹⁾ Internal depth, inside of door to top of DIN rail. Metal shaft is not included. Please order separately. See page B9-21.

Base Mounting Switches

sälzer

Product lines
H200-A/-B

Base mounting switch

Door interlock

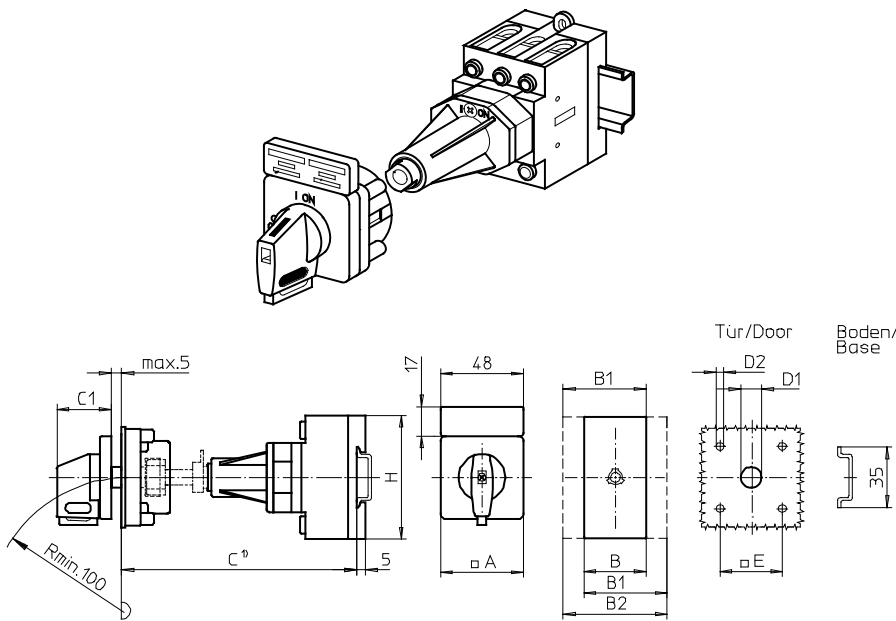
Metal shaft extension
With shaft retaining bush

Four hole mounting

36 × 36 mm front

483V1 (IP66)

483V4 (IP66)



Complete switch	Poles	Product lines	Rated data (IEC 60947)			Order code number
			Operational current I _e	Operational power at 380–440V		
			AC-21A A	AC-23A kW	AC-3 kW	
Main Switches OFF position padlockable 09h	3 ... 4	H200-A	20	5,5	3,7	H216 - 41 ... - 483V1
			25	7,5	5,5	H220 - 41 ... - 483V1
			32	11	7,5	H226 - 41 ... - 483V1
			40	15	11	H233 - 41 ... - 483V1
			63	22	18,5	H263 - 41 ... - 483V1
Main/Emergency-Off Switches OFF position padlockable 09h	3 ... 4	H200-A	20	5,5	3,7	H216 - 41 ... - 483V4
			25	7,5	5,5	H220 - 41 ... - 483V4
			32	11	7,5	H226 - 41 ... - 483V4
			40	15	11	H233 - 41 ... - 483V4
			63	22	18,5	H263 - 41 ... - 483V4

SMD modules for basic switch A02

Mounting form module for 483V.

H200-A
H200-B
H200-A/-B

BFA2 - 481
BFB2 - 481
2AV1 - 09

V-operator module 48 × 48 mm, mounting form 483V1
Escutcheon black, handle black
Legend plate silver, operator module 483V1

FAS2 - 9078
2AV4 - 09

V-operator module 48 × 48 mm, mounting form 483V4
Escutcheon black, handle red
Legend plate yellow, operator module 483V4
Additional top escutcheon plate

FBS2 - 9078
FAZ2 - 8041

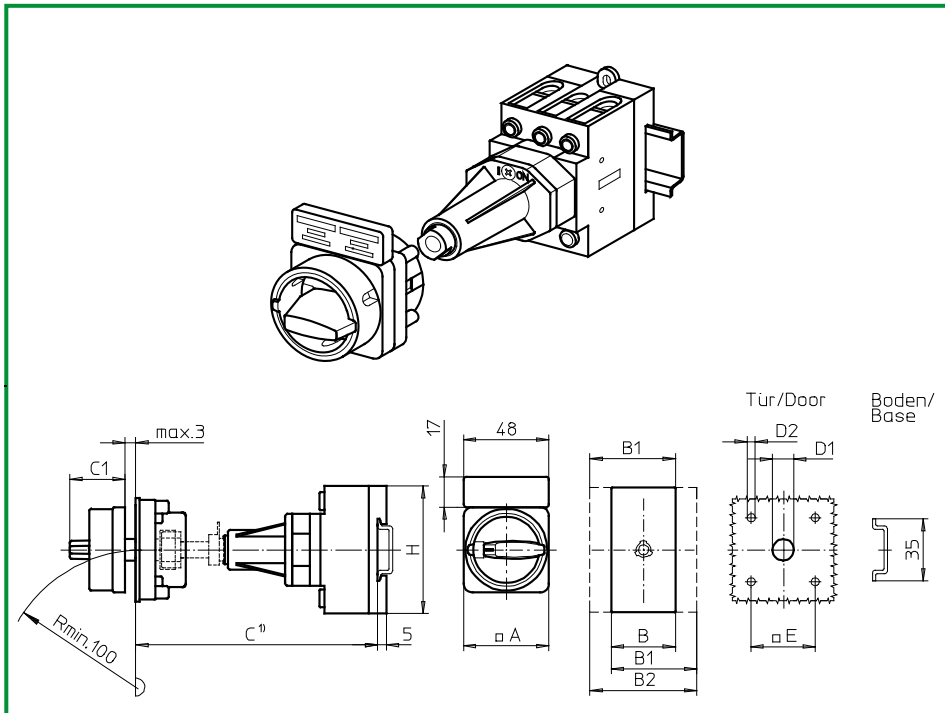
Dimensions (mm)

Product lines	A	B	B1	B2	C1	D1	D2	E	H
H200-A	48	36	48	60	32	15	4,5	36	70
H200-B	48	50	69	88	32	15	4,5	36	72

C¹⁾ Internal depth, inside of door to top of DIN rail. Metal shaft is not included. Please order separately. See page B9-21.

Base Mounting Switches

sälzer



Product lines
H200-A/-B

Base mounting switch

Door interlock

Metal shaft extension
With shaft retaining bush

Four hole mounting

36 x 36 mm front

435M1 (IP66)

435M4 (IP66)

Complete switch	Poles	Product lines	Rated data (IEC 60947)			Order code number
			Operational current I _e	Operational power at 380–440V		
			AC-21A A	AC-23A kW	AC-3 kW	
Main Switches OFF position padlockable 09h	3 ... 4	H200-A	20	5,5	3,7	H216 - 41 ... - 435M1
			25	7,5	5,5	H220 - 41 ... - 435M1
			32	11	7,5	H226 - 41 ... - 435M1
			40	15	11	H233 - 41 ... - 435M1
			63	22	18,5	H263 - 41 ... - 435M1
Main/Emergency-Off Switches OFF position padlockable 09h	3 ... 4	H200-A	20	5,5	3,7	H216 - 41 ... - 435M4
			25	7,5	5,5	H220 - 41 ... - 435M4
			32	11	7,5	H226 - 41 ... - 435M4
			40	15	11	H233 - 41 ... - 435M4
			63	22	18,5	H263 - 41 ... - 435M4
		H200-B				

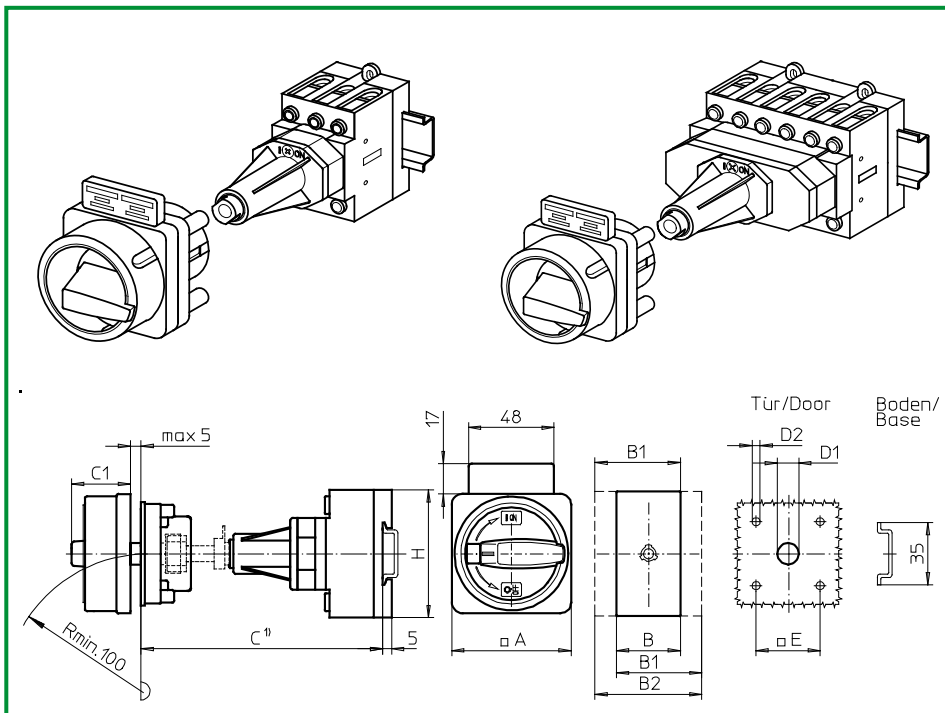
SMD modules for basic switch A02		
Mounting form module for 435M.	H200-A H200-B	BFA2 - 481 BFB2 - 481
M-padlock device 48 x 48 mm, mounting form 435M1 Escutcheon black, padlockable handle black	H200-A/-B	2BM1
M-padlock device 48 x 48 mm, mounting form 435M4 Escutcheon yellow, padlockable handle red		2BM4
Additional top escutcheon plate		FAZZ - 8041

Dimensions (mm)									
Product lines	A	B	B1	B2	C1	D1	D2	E	H
H200-A	48	36	48	60	31	15	4,5	36	70
H200-B	48	50	69	88	31	15	4,5	36	72

C¹) Internal depth, inside of door to top of DIN rail. Metal shaft is not included. Please order separately. See page B9-21.

Base Mounting Switches

sälzer



Product lines
H200-A/-B/-D

Base mounting switch
Operator module of next size

Door interlock
Metal shaft extension
With shaft retaining bush

Four hole mounting
48 x 48 mm front

484M1 (IP66)

484M4 (IP66)

Complete switch	Poles	Product lines	Rated data (IEC 60947)			Order code number
			Operational current I _e	Operational power at 380–440V		
			AC-21A A	AC-23A kW	AC-3 kW	
Main Switches OFF position padlockable 09h	3 ... 8	H200-A/-D	20	5,5	3,7	H216 - 41 ... - 484M1
			25	7,5	5,5	H220 - 41 ... - 484M1
			32	11	7,5	H226 - 41 ... - 484M1
			40	15	11	H233 - 41 ... - 484M1
			63	22	18,5	H263 - 41 ... - 484M1
Main/Emergency-Off Switches OFF position padlockable 09h	3 ... 8	H200-A/-D	20	5,5	3,7	H216 - 41 ... - 484M4
			25	7,5	5,5	H220 - 41 ... - 484M4
			32	11	7,5	H226 - 41 ... - 484M4
			40	15	11	H233 - 41 ... - 484M4
			63	22	18,5	H263 - 41 ... - 484M4
	3 ... 4	H200-B				

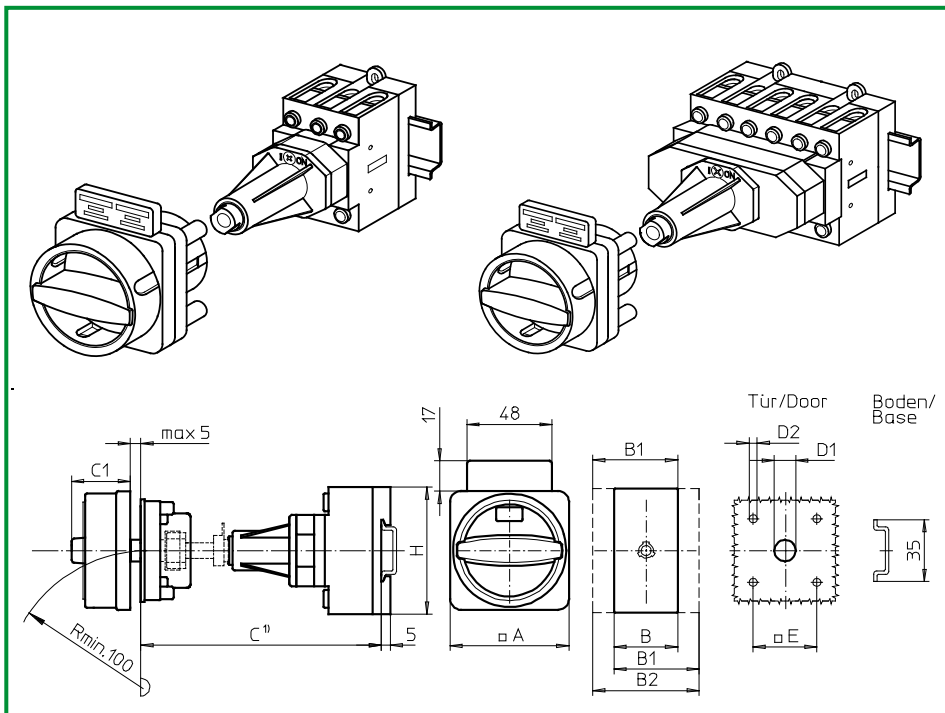
SMD modules for basic switch A02		
Mounting form module for 484M.	H200-A H200-B/-D	BFA2 - 483 BFB2 - 483
M-padlock device 67 x 67 mm, mounting form 484M1 Escutcheon black, padlockable handle black	H200-A/-B/-D	4BM1
M-padlock device 67 x 67 mm, mounting form 484M4 Escutcheon yellow, padlockable handle red		4BM4
Additional top escutcheon plate		FAZZ - 8041

Dimensions (mm)									
Product lines	A	B	B1	B2	C1	D1	D2	E	H
H200-A	67	36	48	60	38	15	5	48	70
H200-B	67	50	69	88	38	15	5	48	72
H200-D	67	72	84	96	38	15	5	48	70

C¹) Internal depth, inside of door to top of DIN rail. Metal shaft is not included. Please order separately. See page B9-21.

Base Mounting Switches

sälzer



Product lines
H200-A/-B/-D

Base mounting switch
Operator module of next size

Door interlock
Metal shaft extension

Four hole mounting
48 x 48 mm front

484N1 (IP66)
484N4 (IP66)

Complete switch	Poles	Product lines	Rated data (IEC 60947)			Order code number
			Operational current I _e	Operational power at 380–440V		
			AC-21A A	AC-23A kW	AC-3 kW	
Main Switches OFF position padlockable 12h	3 ... 8	H200-A/-D	20	5,5	3,7	H216 - 41 ... - 484N1
			25	7,5	5,5	H220 - 41 ... - 484N1
			32	11	7,5	H226 - 41 ... - 484N1
			40	15	11	H233 - 41 ... - 484N1
			63	22	18,5	H263 - 41 ... - 484N1
Main/Emergency-Off Switches OFF position padlockable 12h	3 ... 8	H200-A/-D	20	5,5	3,7	H216 - 41 ... - 484N4
			25	7,5	5,5	H220 - 41 ... - 484N4
			32	11	7,5	H226 - 41 ... - 484N4
			40	15	11	H233 - 41 ... - 484N4
			63	22	18,5	H263 - 41 ... - 484N4
	3 ... 4	H200-B				

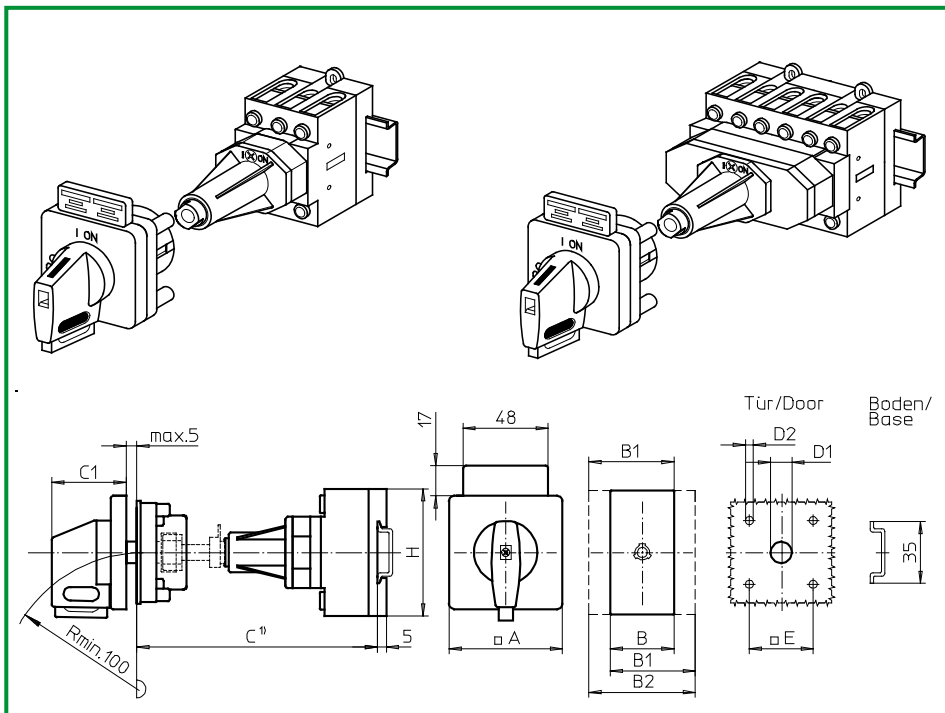
SMD modules for basic switch A02		
Mounting form module for 484N.	H200-A H200-B/-D	BFA2 - 483 BFB2 - 483
N-padlock device 67 x 67 mm, mounting form 484N1 Escutcheon black, padlockable handle black	H200-A/-B/-D	4BN1
N-padlock device 67 x 67 mm, mounting form 484N4 Escutcheon yellow, padlockable handle red		4BN4
Additional top escutcheon plate		FAZ2 - 8041

Dimensions (mm)									
Product lines	A	B	B1	B2	C1	D1	D2	E	H
H200-A	67	36	48	60	33	15	5	48	70
H200-B	67	50	69	88	33	15	5	48	72
H200-D	67	72	84	96	33	15	5	48	70

C¹) Internal depth, inside of door to top of DIN rail. Metal shaft is not included. Please order separately. See page B9-21.

Base Mounting Switches

sälzer



Product lines
H200-A/-B/-D

Base mounting switch
Operator module of next size

Door interlock
Metal shaft extension

Four hole mounting
48 x 48 mm front

484V1 (IP66)
484V4 (IP66)

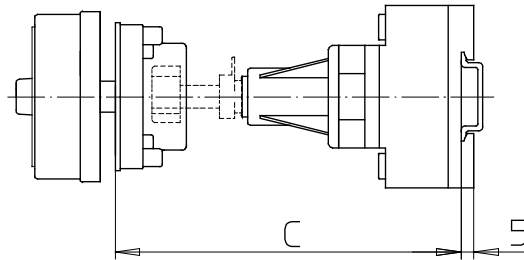
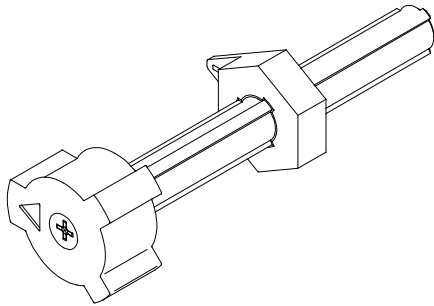
Complete switch	Poles	Product lines	Rated data (IEC 60947)			Order code number
			Operational current I _e	Operational power at 380–440V		
			AC-21A A	AC-23A kW	AC-3 kW	
Main Switches OFF position padlockable 09h	3 ... 8	H200-A/-D	20	5,5	3,7	H216 - 41 ... - 484V1
			25	7,5	5,5	H220 - 41 ... - 484V1
			32	11	7,5	H226 - 41 ... - 484V1
			40	15	11	H233 - 41 ... - 484V1
			63	22	18,5	H263 - 41 ... - 484V1
Main/Emergency-Off Switches OFF position padlockable 09h	3 ... 8	H200-A/-D	20	5,5	3,7	H216 - 41 ... - 484V4
			25	7,5	5,5	H220 - 41 ... - 484V4
			32	11	7,5	H226 - 41 ... - 484V4
			40	15	11	H233 - 41 ... - 484V4
			63	22	18,5	H263 - 41 ... - 484V4
	3 ... 4	H200-B				

SMD modules for basic switch A02			
Mounting form module for 484V.		H200-A	BFA2 - 482
		H200-B/-D	BFB2 - 482
V-operator module 64 x 64 mm, mounting form 484V1 Escutcheon black, handle black Legend plate silver, operator module 484V1		H200-A/-B/-D	4AV1 - 09
			FAS4 - 9078
V-operator module 64 x 64 mm, mounting form 484V4 Escutcheon black, handle red Legend plate yellow, operator module 484V4			4AV4 - 09
			FBS4 - 9078
Additional top escutcheon plate			FAZ2 - 8041

Dimensions (mm)									
Product lines	A	B	B1	B2	C1	D1	D2	E	H
H200-A	64	36	48	60	39	15	5	48	70
H200-B	64	50	69	88	39	15	5	48	72
H200-D	64	72	84	96	39	15	5	48	70

C¹) Internal depth, inside of door to top of DIN rail. Metal shaft is not included. Please order separately. See page B9-21.

Metal shaft extension



Product lines
H200-A/-B/-D/-E

Base mounting switch

Door interlock
Metal shaft extension

Four hole mounting
Front

AVB8 - . . .

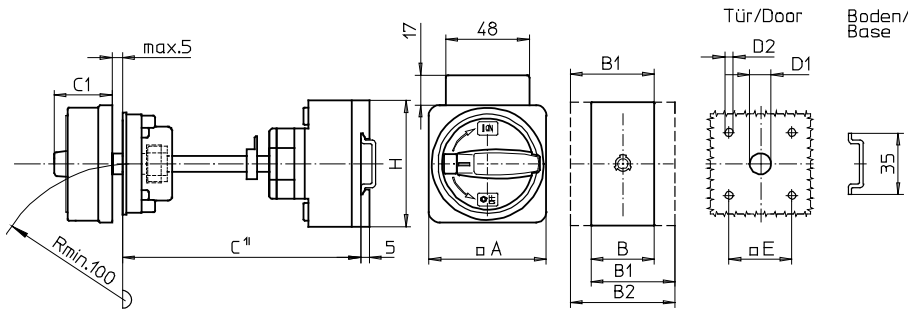
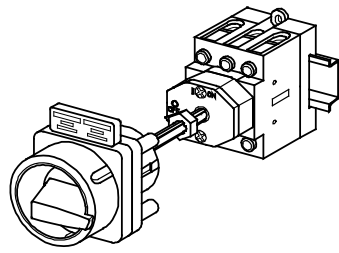
Metal shaft extension for mounting forms **with door interlock** and four hole mounting front

Dimension C (Internal depth, inside of door to top of DIN rail)

Mounting forms with shaft retaining screw		Order code number	Mounting forms with shaft retaining bush		Order code number
H200-A /-B	H200-D/-E		H200-A /-B	H200-D/-E	
128 ... 139 mm	136 ... 147 mm	AVB8 - 053	140 ... 164 mm	148 ... 172 mm	AVB8 - 065
140 ... 152 mm	148 ... 160 mm	AVB8 - 065	165 ... 189 mm	173 ... 197 mm	AVB8 - 090
153 ... 164 mm	161 ... 172 mm	AVB8 - 078	190 ... 214 mm	198 ... 222 mm	AVB8 - 115
165 ... 177 mm	173 ... 185 mm	AVB8 - 090	215 ... 239 mm	223 ... 247 mm	AVB8 - 140
178 ... 189 mm	186 ... 197 mm	AVB8 - 103	240 ... 264 mm	248 ... 272 mm	AVB8 - 165
190 ... 202 mm	198 ... 210 mm	AVB8 - 115	265 ... 289 mm	273 ... 297 mm	AVB8 - 190
203 ... 214 mm	211 ... 222 mm	AVB8 - 128	290 ... 314 mm	298 ... 322 mm	AVB8 - 215
215 ... 227 mm	223 ... 235 mm	AVB8 - 140	315 ... 339 mm	323 ... 347 mm	AVB8 - 240
228 ... 239 mm	236 ... 247 mm	AVB8 - 153	340 ... 364 mm	348 ... 372 mm	AVB8 - 265
240 ... 252 mm	248 ... 260 mm	AVB8 - 165	365 ... 389 mm	373 ... 397 mm	AVB8 - 290
253 ... 264 mm	261 ... 272 mm	AVB8 - 178	390 ... 414 mm	398 ... 422 mm	AVB8 - 315
265 ... 277 mm	273 ... 285 mm	AVB8 - 190	415 ... 439 mm	423 ... 447 mm	AVB8 - 340
278 ... 289 mm	286 ... 297 mm	AVB8 - 203	440 ... 464 mm	448 ... 472 mm	AVB8 - 365
290 ... 302 mm	298 ... 310 mm	AVB8 - 215	465 ... 489 mm	473 ... 497 mm	AVB8 - 390
303 ... 314 mm	311 ... 322 mm	AVB8 - 228	490 ... 514 mm	498 ... 522 mm	AVB8 - 415
315 ... 327 mm	323 ... 335 mm	AVB8 - 240	515 ... 539 mm	523 ... 547 mm	AVB8 - 440
328 ... 339 mm	336 ... 347 mm	AVB8 - 253	540 ... 564 mm	548 ... 572 mm	AVB8 - 465
340 ... 352 mm	348 ... 360 mm	AVB8 - 265	565 ... 589 mm	573 ... 597 mm	AVB8 - 490
353 ... 364 mm	361 ... 372 mm	AVB8 - 278	590 ... 614 mm	598 ... 622 mm	AVB8 - 515
365 ... 377 mm	373 ... 385 mm	AVB8 - 290	615 ... 639 mm	623 ... 649 mm	AVB8 - 540
378 ... 389 mm	386 ... 397 mm	AVB8 - 303			

Base Mounting Switches

sälzer



Product lines
H200-A/-B

Base mounting switch

Door interlock

Metal shaft extension with fixed metal shaft, C = 100 mm

Four hole mounting

36 x 36 mm front

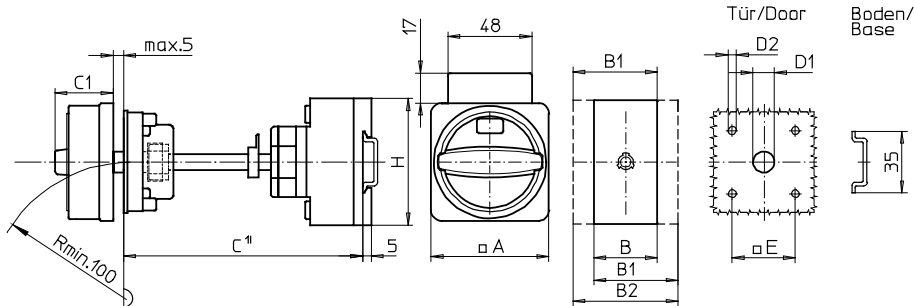
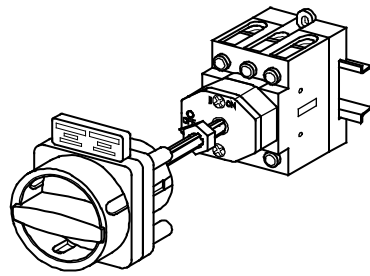
486M1 (IP66)

486M4 (IP66)

Complete switch	Poles	Product lines	Rated data (IEC 60947)			Order code number					
			Operational current I _e	Operational power at 380–440V							
			AC-21A A	AC-23A kW	AC-3 kW						
Main Switches OFF position padlockable 09h	3 ... 4	H200-A	20	5,5	3,7	H216 - 41 ... - 486M1					
			25	7,5	5,5	H220 - 41 ... - 486M1					
			32	11	7,5	H226 - 41 ... - 486M1					
			40	15	11	H233 - 41 ... - 486M1					
			63	22	18,5	H263 - 41 ... - 486M1					
Main/Emergency-Off Switches OFF position padlockable 09h	3 ... 4	H200-A	20	5,5	3,7	H216 - 41 ... - 486M4					
			25	7,5	5,5	H220 - 41 ... - 486M4					
			32	11	7,5	H226 - 41 ... - 486M4					
			40	15	11	H233 - 41 ... - 486M4					
			63	22	18,5	H263 - 41 ... - 486M4					
SMD modules for basic switch A02											
Mounting form module for 486M.			H200-A			BFA2 - 486					
			H200-B			BFB2 - 486					
M-padlock device 67 x 67 mm, mounting form 486M1 Escutcheon black, padlockable handle black			H200-A/-B			2CM1					
M-padlock device 67 x 67 mm, mounting form 486M4 Escutcheon yellow, padlockable handle red						2CM4					
Additional top escutcheon plate						FAZ2 - 8041					
Dimensions (mm)											
Product lines	A	B	B1	B2	C	C1	D1	D2	E	H	
H200-A	67	36	48	60	100	38	15	4,5	36	70	
H200-B	67	50	69	88	100	38	15	4,5	36	72	
C¹⁾ Internal depth, inside of door to top of DIN rail.											

Base Mounting Switches

sälzer



Product lines
H200-A/-B

Base mounting switch

Door interlock

Metal shaft extension with fixed metal shaft, C = 100 mm

Four hole mounting

36 x 36 mm front

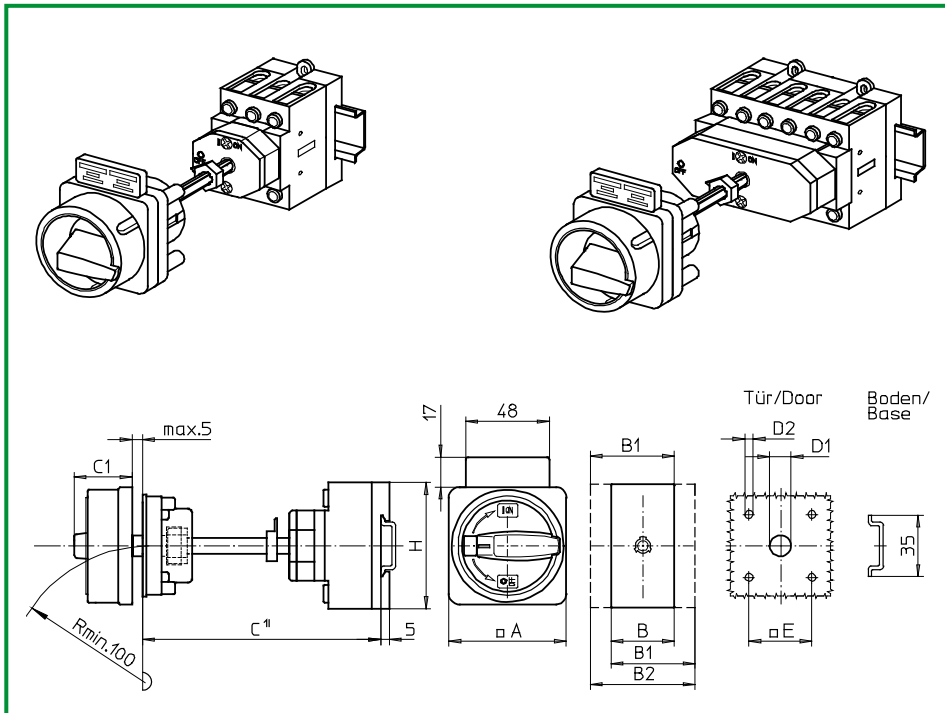
486N1 (IP66)

486N4 (IP66)

Complete switch	Poles	Product lines	Rated data (IEC 60947)			Order code number				
			Operational current I _e	Operational power at 380–440V						
			AC-21A A	AC-23A kW	AC-3 kW					
Main Switches OFF position padlockable 12h	3 ... 4	H200-A	20	5,5	3,7	H216 - 41 ... - 486N1				
			25	7,5	5,5	H220 - 41 ... - 486N1				
			32	11	7,5	H226 - 41 ... - 486N1				
			40	15	11	H233 - 41 ... - 486N1				
			63	22	18,5	H263 - 41 ... - 486N1				
Main/Emergency-Off Switches OFF position padlockable 12h	3 ... 4	H200-A	20	5,5	3,7	H216 - 41 ... - 486N4				
			25	7,5	5,5	H220 - 41 ... - 486N4				
			32	11	7,5	H226 - 41 ... - 486N4				
			40	15	11	H233 - 41 ... - 486N4				
			63	22	18,5	H263 - 41 ... - 486N4				
SMD modules for basic switch A02										
Mounting form module for 486N.			H200-A H200-B			BFA2 - 486 BFB2 - 486				
N-padlock device 67 x 67 mm, mounting form 486N1 Escutcheon black, padlockable handle black			H200-A/-B			2CN1				
N-padlock device 67 x 67 mm, mounting form 486N4 Escutcheon yellow, padlockable handle red						2CN4				
Additional top escutcheon plate						FAZ2 - 8041				
Dimensions (mm)										
Product lines	A	B	B1	B2	C	C1	D1	D2	E	H
H200-A	67	36	48	60	100	33	15	4,5	36	70
H200-B	67	50	69	88	100	33	15	4,5	36	72
C¹⁾ Internal depth, inside of door to top of DIN rail.										

Base Mounting Switches

sälzer



Product lines
H200-A/-B/-D

Base mounting switch

Door interlock

Metal shaft extension with fixed metal shaft, C = 105 mm

Four hole mounting

36 x 36 mm front

487M1 (IP66)

487M4 (IP66)

Complete switch	Poles	Product lines	Rated data (IEC 60947)			Order code number
			Operational current I _e	Operational power at 380–440V		
			AC-21A A	AC-23A kW	AC-3 kW	
Main Switches OFF position padlockable 09h	3 ... 8	H200-A/-D	20	5,5	3,7	H216 - 41 ... - 487M1
			25	7,5	5,5	H220 - 41 ... - 487M1
			32	11	7,5	H226 - 41 ... - 487M1
			40	15	11	H233 - 41 ... - 487M1
			63	22	18,5	H263 - 41 ... - 487M1
Main/Emergency-Off Switches OFF position padlockable 09h	3 ... 8	H200-A/-D	20	5,5	3,7	H216 - 41 ... - 487M4
			25	7,5	5,5	H220 - 41 ... - 487M4
			32	11	7,5	H226 - 41 ... - 487M4
			40	15	11	H233 - 41 ... - 487M4
			63	22	18,5	H263 - 41 ... - 487M4
	3 ... 4	H200-B				

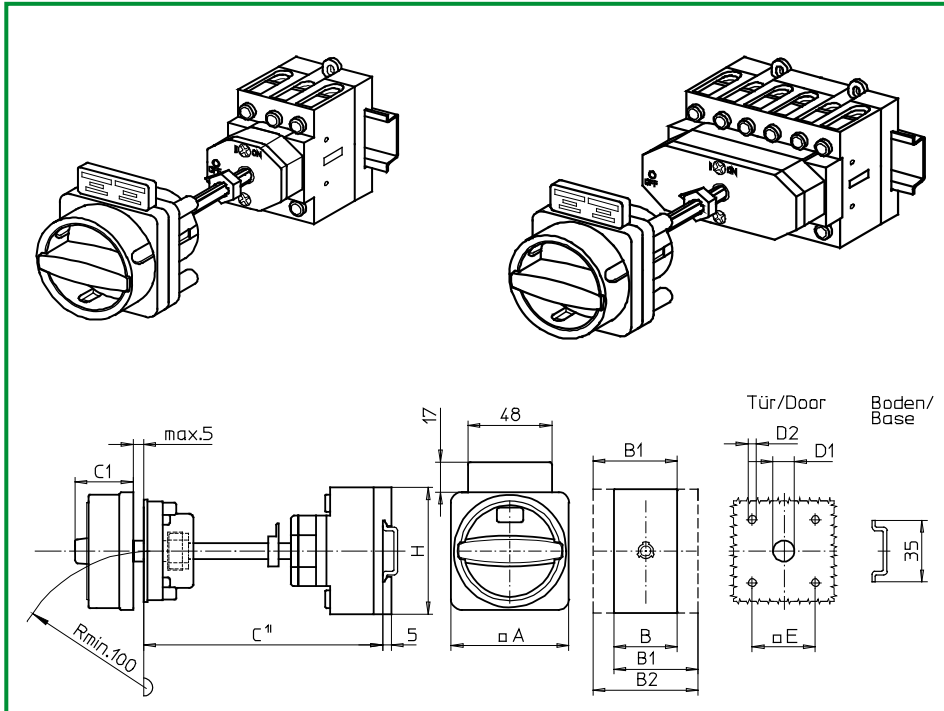
SMD modules for basic switch A02		
Mounting form module for 487M.	H200-A H200-B H200-D	BFA2 - 487 BFB2 - 487 BFC2 - 487
M-padlock device 67 x 67 mm, mounting form 487M1 Escutcheon black, padlockable handle black	H200-A/-B/-D	2CM1
M-padlock device 67 x 67 mm, mounting form 487M4 Escutcheon yellow, padlockable handle red		2CM4
Additional top escutcheon plate		FAZZ - 8041

Dimensions (mm)										
Product lines	A	B	B1	B2	C	C1	D1	D2	E	H
H200-A	67	36	48	60	105	38	15	4,5	36	70
H200-B	67	50	69	88	105	38	15	4,5	36	72
H200-D	67	72	84	96	105	38	15	4,5	36	70

C¹) Internal depth, inside of door to top of DIN rail.

Base Mounting Switches

sälzer



Product lines
H200-A/-B/-D

Base mounting switch

Door interlock

Metal shaft extension with fixed metal shaft, C = 105 mm

Four hole mounting

36 x 36 mm front

487N1 (IP66)

487N4 (IP66)

Complete switch	Poles	Product lines	Rated data (IEC 60947)			Order code number
			Operational current I _e	Operational power at 380–440V		
			AC-21A A	AC-23A kW	AC-3 kW	
Main Switches OFF position padlockable 12h	3 ... 8	H200-A/-D	20	5,5	3,7	H216 - 41 ... - 487N1
			25	7,5	5,5	H220 - 41 ... - 487N1
			32	11	7,5	H226 - 41 ... - 487N1
			40	15	11	H233 - 41 ... - 487N1
			63	22	18,5	H263 - 41 ... - 487N1
Main/Emergency-Off Switches OFF position padlockable 12h	3 ... 8	H200-A/-D	20	5,5	3,7	H216 - 41 ... - 487N4
			25	7,5	5,5	H220 - 41 ... - 487N4
			32	11	7,5	H226 - 41 ... - 487N4
			40	15	11	H233 - 41 ... - 487N4
			63	22	18,5	H263 - 41 ... - 487N4
	3 ... 4	H200-B				

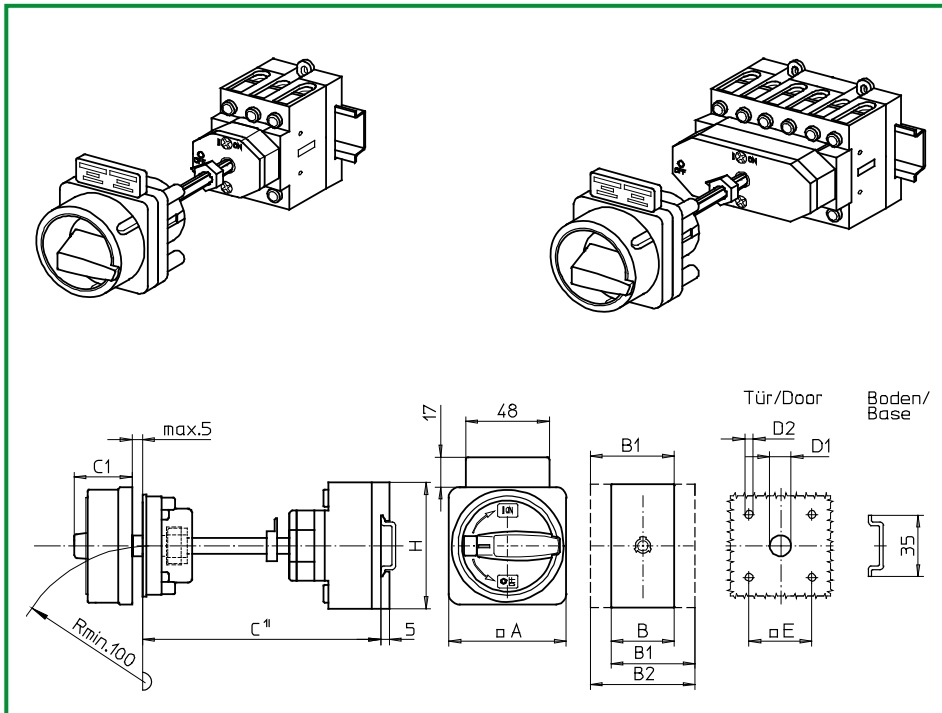
SMD modules for basic switch A02			
Mounting form module for 487N.		H200-A H200-B H200-D	BFA2 - 487 BFB2 - 487 BFC2 - 487
N-padlock device 67 x 67 mm, mounting form 487N1 Escutcheon black, padlockable handle black		H200-A/-B/-D	2CN1
N-padlock device 67 x 67 mm, mounting form 487N4 Escutcheon yellow, padlockable handle red			2CN4
Additional top escutcheon plate			FAZ2 - 8041

Dimensions (mm)										
Product lines	A	B	B1	B2	C	C1	D1	D2	E	H
H200-A	67	36	48	60	105	33	15	4,5	36	70
H200-B	67	50	69	88	105	33	15	4,5	36	72
H200-D	67	72	84	96	105	33	15	4,5	36	70

C¹) Internal depth, inside of door to top of DIN rail.

Base Mounting Switches

sälzer



Product lines
H200-A/-B/-D

Base mounting switch

Door interlock

Metal shaft extension with fixed metal shaft, C = 110 mm

Four hole mounting

36 x 36 mm front

488M1 (IP66)

488M4 (IP66)

Complete switch	Poles	Product lines	Rated data (IEC 60947)			Order code number
			Operational current I _e	Operational power at 380–440V		
			AC-21A A	AC-23A kW	AC-3 kW	
Main Switches OFF position padlockable 09h	3 ... 8	H200-A/-D	20	5,5	3,7	H216 - 41 ... - 488M1
			25	7,5	5,5	H220 - 41 ... - 488M1
			32	11	7,5	H226 - 41 ... - 488M1
			40	15	11	H233 - 41 ... - 488M1
			63	22	18,5	H263 - 41 ... - 488M1
Main/Emergency-Off Switches OFF position padlockable 09h	3 ... 8	H200-A/-D	20	5,5	3,7	H216 - 41 ... - 488M4
			25	7,5	5,5	H220 - 41 ... - 488M4
			32	11	7,5	H226 - 41 ... - 488M4
			40	15	11	H233 - 41 ... - 488M4
			63	22	18,5	H263 - 41 ... - 488M4
	3 ... 4	H200-B				

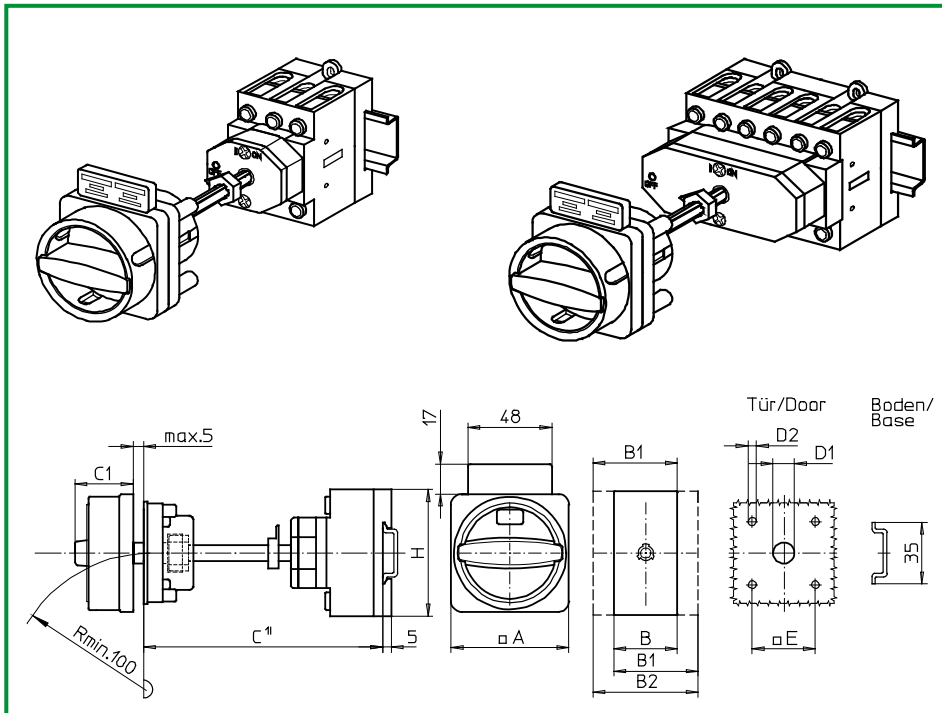
SMD modules for basic switch A02		
Mounting form module for 488M.	H200-A H200-B H200-D	BFA2 - 488 BFB2 - 488 BFC2 - 488
M-padlock device 67 x 67 mm, mounting form 488M1 Escutcheon black, padlockable handle black	H200-A/-B/-D	2CM1
M-padlock device 67 x 67 mm, mounting form 488M4 Escutcheon yellow, padlockable handle red		2CM4
Additional top escutcheon plate		FAZZ - 8041

Dimensions (mm)										
Product lines	A	B	B1	B2	C	C1	D1	D2	E	H
H200-A	67	36	48	60	110	38	15	4,5	36	70
H200-B	67	50	69	88	110	38	15	4,5	36	72
H200-D	67	72	84	96	110	38	15	4,5	36	70

C¹) Internal depth, inside of door to top of DIN rail.

Base Mounting Switches

sälzer



Product lines
H200-A/-B/-D

Base mounting switch

Door interlock

Metal shaft extension with fixed metal shaft, C = 110 mm

Four hole mounting

36 x 36 mm front

488N1 (IP66)

488N4 (IP66)

Complete switch	Poles	Product lines	Rated data (IEC 60947)			Order code number
			Operational current I _e	Operational power at 380–440V		
			AC-21A A	AC-23A kW	AC-3 kW	
Main Switches OFF position padlockable 12h	3 ... 8	H200-A/-D	20	5,5	3,7	H216 - 41 ... - 488N1
			25	7,5	5,5	H220 - 41 ... - 488N1
			32	11	7,5	H226 - 41 ... - 488N1
			40	15	11	H233 - 41 ... - 488N1
			63	22	18,5	H263 - 41 ... - 488N1
Main/Emergency-Off Switches OFF position padlockable 12h	3 ... 8	H200-A/-D	20	5,5	3,7	H216 - 41 ... - 488N4
			25	7,5	5,5	H220 - 41 ... - 488N4
			32	11	7,5	H226 - 41 ... - 488N4
			40	15	11	H233 - 41 ... - 488N4
			63	22	18,5	H263 - 41 ... - 488N4
	3 ... 4	H200-B				

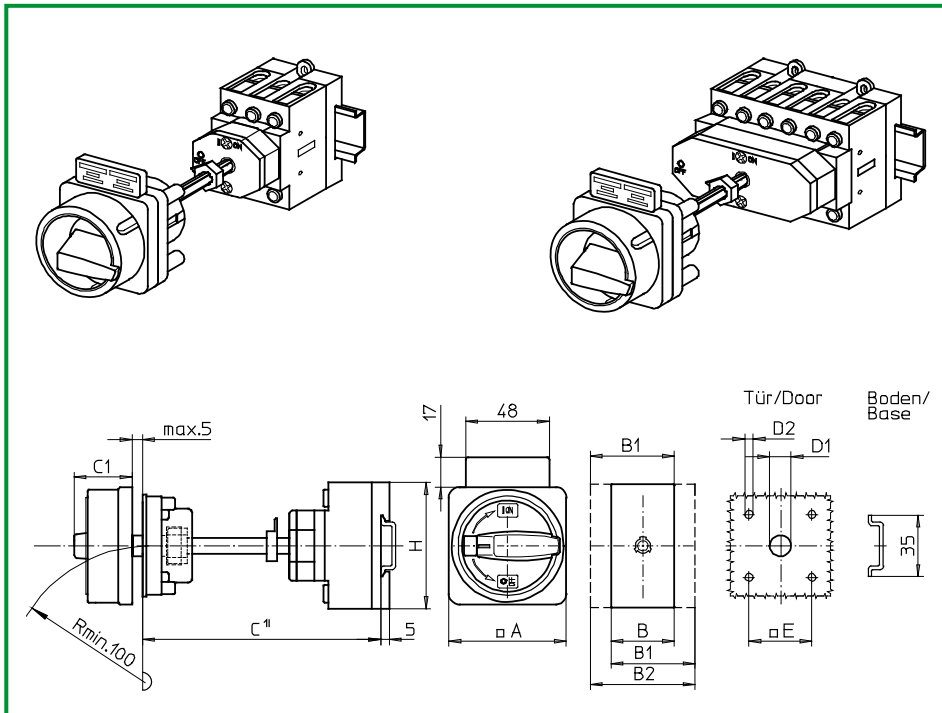
SMD modules for basic switch A02			
Mounting form module for 488N.		H200-A H200-B H200-D	BFA2 - 488 BFB2 - 488 BFC2 - 488
N-padlock device 67 x 67 mm, mounting form 488N1 Escutcheon black, padlockable handle black		H200-A/-B/-D	2CN1
N-padlock device 67 x 67 mm, mounting form 488N4 Escutcheon yellow, padlockable handle red			2CN4
Additional top escutcheon plate			FAZZ - 8041

Dimensions (mm)										
Product lines	A	B	B1	B2	C	C1	D1	D2	E	H
H200-A	67	36	48	60	110	33	15	4,5	36	70
H200-B	67	50	69	88	110	33	15	4,5	36	72
H200-D	67	72	84	96	110	33	15	4,5	36	70

C¹) Internal depth, inside of door to top of DIN rail.

Base Mounting Switches

sälzer



Product lines
H200-A/-B/-D

Base mounting switch

Door interlock

Metal shaft extension with fixed metal shaft, C = 115 mm

Four hole mounting

36 x 36 mm front

489M1 (IP66)

489M4 (IP66)

Complete switch	Poles	Product lines	Rated data (IEC 60947)			Order code number
			Operational current I _e	Operational power at 380–440V		
			AC-21A A	AC-23A kW	AC-3 kW	
Main Switches OFF position padlockable 09h	3 ... 8	H200-A/-D	20	5,5	3,7	H216 - 41 ... - 489M1
			25	7,5	5,5	H220 - 41 ... - 489M1
			32	11	7,5	H226 - 41 ... - 489M1
			40	15	11	H233 - 41 ... - 489M1
			63	18,5	15	H263 - 41 ... - 489M1
Main/Emergency-Off Switches OFF position padlockable 09h	3 ... 8	H200-A/-D	20	5,5	3,7	H216 - 41 ... - 489M4
			25	7,5	5,5	H220 - 41 ... - 489M4
			32	11	7,5	H226 - 41 ... - 489M4
			40	15	11	H233 - 41 ... - 489M4
			63	22	18,5	H263 - 41 ... - 489M4
SMD modules for basic switch A02			H200-A			BFA2 - 489
			H200-B			BFB2 - 489
			H200-D			BFC2 - 489
			H200-A/-B/-D			2CM1
			M-padlock device 67 x 67 mm, mounting form 489M1 Escutcheon black, padlockable handle black			
M-padlock device 67 x 67 mm, mounting form 489M4 Escutcheon yellow, padlockable handle red					FAZZ - 8041	
Additional top escutcheon plate						

Dimensions (mm)

Product lines	A	B	B1	B2	C	C1	D1	D2	E	H
H200-A	67	36	48	60	115	38	15	4,5	36	70
H200-B	67	50	69	88	115	38	15	4,5	36	72
H200-D	67	72	84	96	115	38	15	4,5	36	70

C¹) Internal depth, inside of door to top of DIN rail.

Base Mounting Switches

sälzer

Product lines
H200-A/-B/-D

Base mounting switch

Door interlock

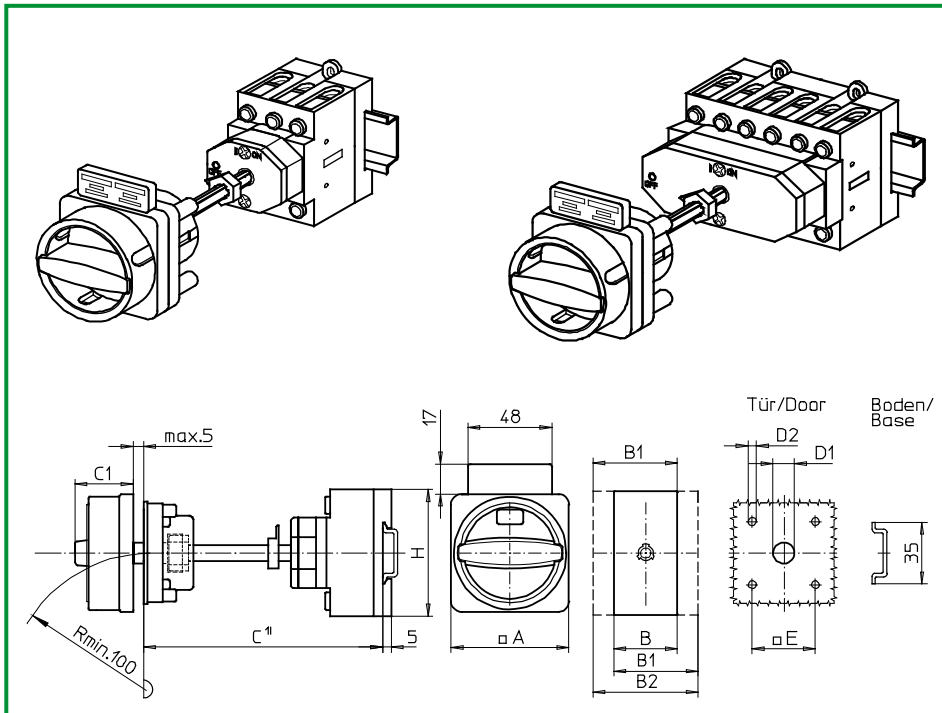
Metal shaft extension with fixed metal shaft, C = 115 mm

Four hole mounting

36 x 36 mm front

489N1 (IP66)

489N4 (IP66)



Complete switch	Poles	Product lines	Rated data (IEC 60947)			Order code number
			Operational current I _e	Operational power at 380–440V		
			AC-21A A	AC-23A kW	AC-3 kW	
Main Switches OFF position padlockable 12h	3 ... 8	H200-A/-D	20	5,5	3,7	H216 - 41 ... - 489N1
			25	7,5	5,5	H220 - 41 ... - 489N1
			32	11	7,5	H226 - 41 ... - 489N1
			40	15	11	H233 - 41 ... - 489N1
			63	22	18,5	H263 - 41 ... - 489N1
Main/Emergency-Off Switches OFF position padlockable 12h	3 ... 8	H200-A/-D	20	5,5	3,7	H216 - 41 ... - 489N4
			25	7,5	5,5	H220 - 41 ... - 489N4
			32	11	7,5	H226 - 41 ... - 489N4
			40	15	11	H233 - 41 ... - 489N4
			63	22	18,5	H263 - 41 ... - 489N4
	3 ... 4	H200-B				

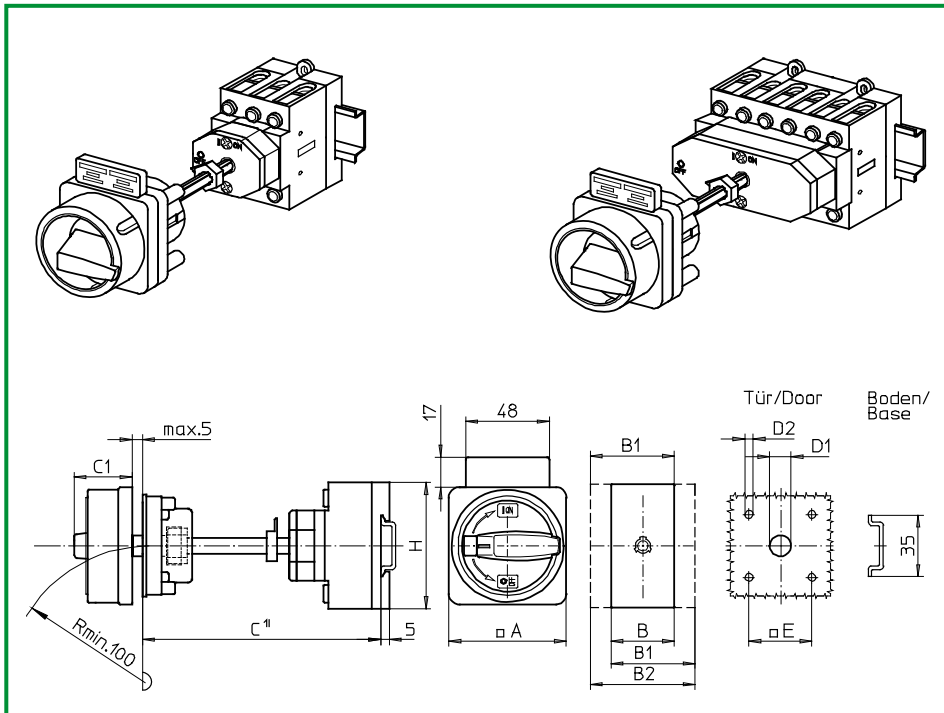
SMD modules for basic switch A02			
Mounting form module for 489N.		H200-A H200-B H200-D	BFA2 - 489 BFB2 - 489 BFC2 - 489
N-padlock device 67 x 67 mm, mounting form 489N1 Escutcheon black, padlockable handle black		H200-A/-B/-D	2CN1
N-padlock device 67 x 67 mm, mounting form 489N4 Escutcheon yellow, padlockable handle red			2CN4
Additional top escutcheon plate			FAZZ - 8041

Dimensions (mm)										
Product lines	A	B	B1	B2	C	C1	D1	D2	E	H
H200-A	67	36	48	60	115	33	15	4,5	36	70
H200-B	67	50	69	88	115	33	15	4,5	36	72
H200-D	67	72	84	96	115	33	15	4,5	36	70

C¹) Internal depth, inside of door to top of DIN rail.

Base Mounting Switches

sälzer



Product lines
H200-A/-B/-D

Base mounting switch

Door interlock

Metal shaft extension with fixed metal shaft, C = 120 mm

Four hole mounting

36 x 36 mm front

490M1 (IP66)

490M4 (IP66)

Complete switch	Poles	Product lines	Rated data (IEC 60947)			Order code number
			Operational current I _e	Operational power at 380–440V		
			AC-21A A	AC-23A kW	AC-3 kW	
Main Switches OFF position padlockable 09h	3 ... 8	H200-A/-D	20	5,5	3,7	H216 - 41 ... - 490M1
			25	7,5	5,5	H220 - 41 ... - 490M1
			32	11	7,5	H226 - 41 ... - 490M1
			40	15	11	H233 - 41 ... - 490M1
			63	22	18,5	H263 - 41 ... - 490M1
Main/Emergency-Off Switches OFF position padlockable 09h	3 ... 8	H200-A/-D	20	5,5	3,7	H216 - 41 ... - 490M4
			25	7,5	5,5	H220 - 41 ... - 490M4
			32	11	7,5	H226 - 41 ... - 490M4
			40	15	11	H233 - 41 ... - 490M4
			63	22	18,5	H263 - 41 ... - 490M4
	3 ... 4	H200-B				

SMD modules for basic switch A02		
Mounting form module for 490M.	H200-A H200-B H200-D	BFA2 - 490 BFB2 - 490 BFC2 - 490
M-padlock device 67 x 67 mm, mounting form 490M1 Escutcheon black, padlockable handle black	H200-A/-B/-D	2CM1
M-padlock device 67 x 67 mm, mounting form 490M4 Escutcheon yellow, padlockable handle red		2CM4
Additional top escutcheon plate		FAZZ - 8041

Dimensions (mm)										
Product lines	A	B	B1	B2	C	C1	D1	D2	E	H
H200-A	67	36	48	60	120	38	15	4,5	36	70
H200-B	67	50	69	88	120	38	15	4,5	36	72
H200-D	67	72	84	96	120	38	15	4,5	36	70

C¹) Internal depth, inside of door to top of DIN rail.

Base Mounting Switches

sälzer

Product lines
H200-A/-B/-D

Base mounting switch

Door interlock

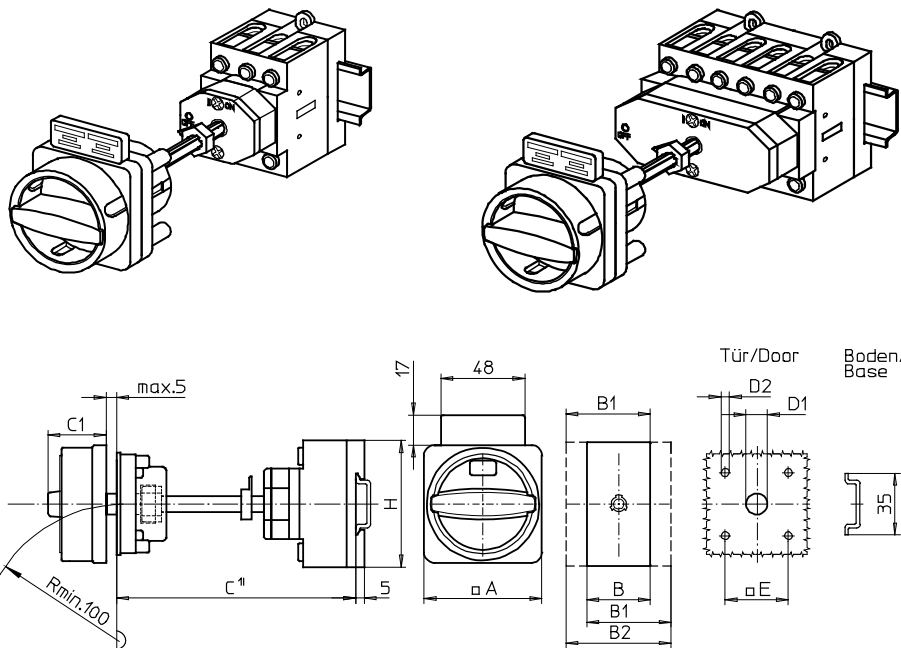
Metal shaft extension with fixed metal shaft, C = 120 mm

Four hole mounting

36 x 36 mm front

490N1 (IP66)

490N4 (IP66)



Complete switch	Poles	Product lines	Rated data (IEC 60947)			Order code number
			Operational current I _e	Operational power at 380–440V		
			AC-21A A	AC-23A kW	AC-3 kW	
Main Switches OFF position padlockable 12h	3 ... 8	H200-A/-D	20	5,5	3,7	H216 - 41 ... - 490N1
			25	7,5	5,5	H220 - 41 ... - 490N1
			32	11	7,5	H226 - 41 ... - 490N1
			40	15	11	H233 - 41 ... - 490N1
			63	22	18,5	H263 - 41 ... - 490N1
Main/Emergency-Off Switches OFF position padlockable 12h	3 ... 8	H200-A/-D	20	5,5	3,7	H216 - 41 ... - 490N4
			25	7,5	5,5	H220 - 41 ... - 490N4
			32	11	7,5	H226 - 41 ... - 490N4
			40	15	11	H233 - 41 ... - 490N4
			63	22	18,5	H263 - 41 ... - 490N4
	3 ... 4	H200-B				

SMD modules for basic switch A02

Mounting form module for 490N.

H200-A
H200-B
H200-D

BFA2 - 490
BFB2 - 490
BFC2 - 490

N-padlock device 67 x 67 mm, mounting form 490N1
Escutcheon black, padlockable handle black

H200-A/-B/-D

2CN1

N-padlock device 67 x 67 mm, mounting form 490N4
Escutcheon yellow, padlockable handle red

2CN4

Additional top escutcheon plate

FAZ2 - 8041

Dimensions (mm)

Product lines	A	B	B1	B2	C	C1	D1	D2	E	H
H200-A	67	36	48	60	120	33	15	4,5	36	70
H200-B	67	50	69	88	120	33	15	4,5	36	72
H200-D	67	72	84	96	120	33	15	4,5	36	70

C¹) Internal depth, inside of door to top of DIN rail.

Base Mounting Switches

sälzer

Product lines
H200-A/-B/-D

Base mounting switch

Door interlock

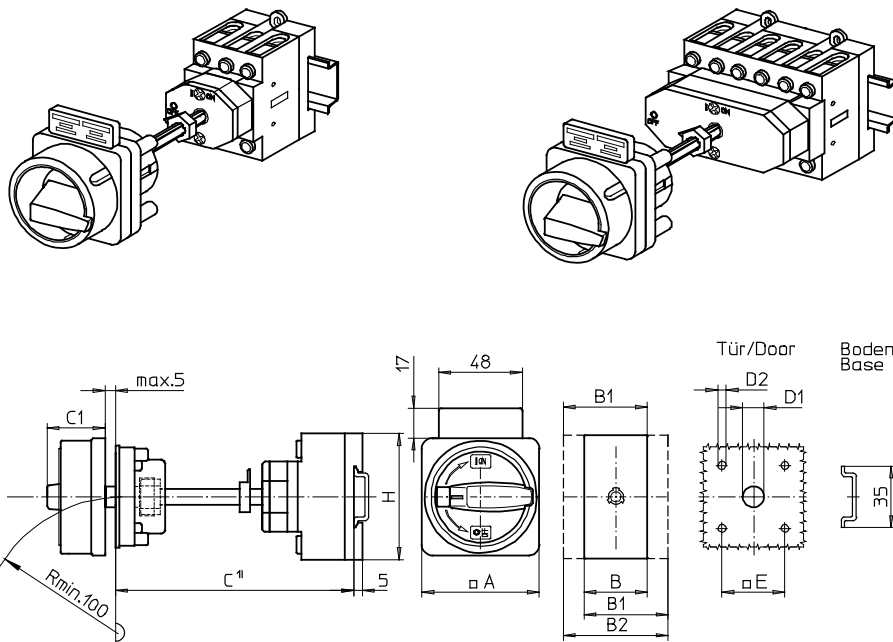
Metal shaft extension with fixed metal shaft, C = 125 mm

Four hole mounting

36 x 36 mm front

491M1 (IP66)

491M4 (IP66)



Complete switch	Poles	Product lines	Rated data (IEC 60947)			Order code number
			Operational current I _e	Operational power at 380–440V		
			AC-21A A	AC-23A kW	AC-3 kW	
Main Switches OFF position padlockable 09h	3 ... 8	H200-A/-D	20	5,5	3,7	H216 - 41 ... - 491M1
			25	7,5	5,5	H220 - 41 ... - 491M1
			32	11	7,5	H226 - 41 ... - 491M1
			40	15	11	H233 - 41 ... - 491M1
			63	22	18,5	H263 - 41 ... - 491M1
Main/Emergency-Off Switches OFF position padlockable 09h	3 ... 8	H200-A/-D	20	5,5	3,7	H216 - 41 ... - 491M4
			25	7,5	5,5	H220 - 41 ... - 491M4
			32	11	7,5	H226 - 41 ... - 491M4
			40	15	11	H233 - 41 ... - 491M4
			63	22	18,5	H263 - 41 ... - 491M4
	3 ... 4	H200-B				

SMD modules for basic switch A02

Mounting form module for 491M.

H200-A
H200-B
H200-D
H200-A/-B/-D

BFA2 - 491
BFB2 - 491
BFC2 - 491

M-padlock device 67 x 67 mm, mounting form 491M1
Escutcheon black, padlockable handle black

2CM1

M-padlock device 67 x 67 mm, mounting form 491M4
Escutcheon yellow, padlockable handle red

2CM4

Additional top escutcheon plate

FAZZ - 8041

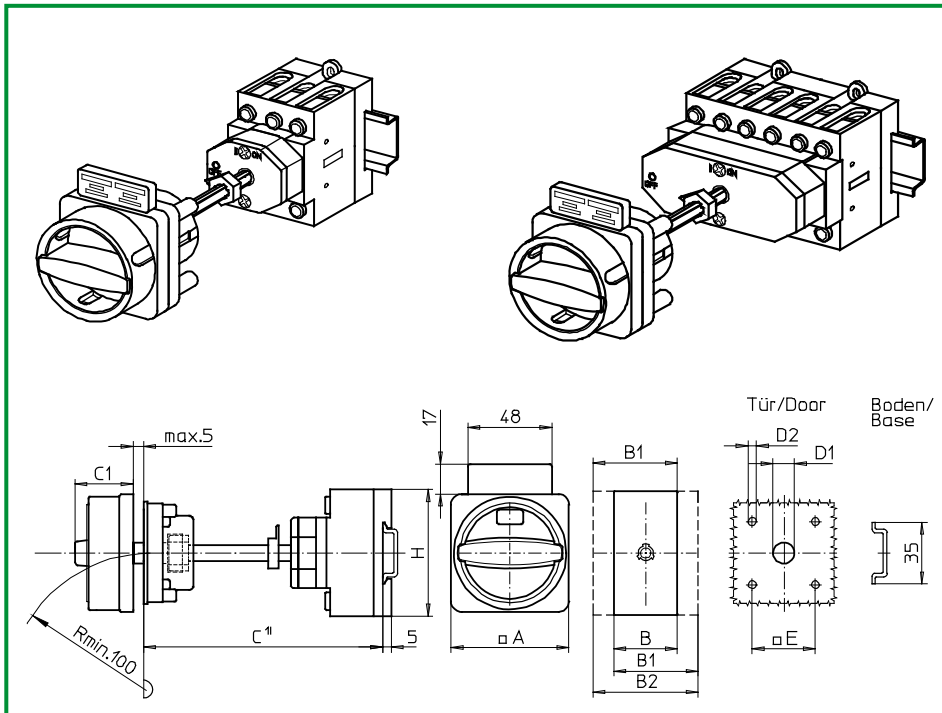
Dimensions (mm)

Product lines	A	B	B1	B2	C	C1	D1	D2	E	H
H200-A	67	36	48	60	125	38	15	4,5	36	70
H200-B	67	50	69	88	125	38	15	4,5	36	72
H200-D	67	72	84	96	125	38	15	4,5	36	70

C¹) Internal depth, inside of door to top of DIN rail.

Base Mounting Switches

sälzer



Product lines
H200-A/-B/-D

Base mounting switch

Door interlock

Metal shaft extension with fixed metal shaft, C = 125 mm

Four hole mounting

36 x 36 mm front

491N1 (IP66)

491N4 (IP66)

Complete switch	Poles	Product lines	Rated data (IEC 60947)			Order code number
			Operational current I _e	Operational power at 380–440V		
			AC-21A A	AC-23A kW	AC-3 kW	
Main Switches OFF position padlockable 12h	3 ... 8	H200-A/-D	20	5,5	3,7	H216 - 41 ... - 491N1
			25	7,5	5,5	H220 - 41 ... - 491N1
			32	11	7,5	H226 - 41 ... - 491N1
			40	15	11	H233 - 41 ... - 491N1
			63	22	18,5	H263 - 41 ... - 491N1
Main/Emergency-Off Switches OFF position padlockable 12h	3 ... 8	H200-A/-D	20	5,5	3,7	H216 - 41 ... - 491N4
			25	7,5	5,5	H220 - 41 ... - 491N4
			32	11	7,5	H226 - 41 ... - 491N4
			40	15	11	H233 - 41 ... - 491N4
			63	22	18,5	H263 - 41 ... - 491N4
	3 ... 4	H200-B				

SMD modules for basic switch A02		
Mounting form module for 491N.	H200-A H200-B H200-D	BFA2 - 491 BFB2 - 491 BFC2 - 491
N-padlock device 67 x 67 mm, mounting form 491N1 Escutcheon black, padlockable handle black	H200-A/-B/-D	2CN1
N-padlock device 67 x 67 mm, mounting form 491N4 Escutcheon yellow, padlockable handle red		2CN4
Additional top escutcheon plate		FAZ2 - 8041

Dimensions (mm)										
Product lines	A	B	B1	B2	C	C1	D1	D2	E	H
H200-A	67	36	48	60	125	33	15	4,5	36	70
H200-B	67	50	69	88	125	33	15	4,5	36	72
H200-D	67	72	84	96	125	33	15	4,5	36	70

C¹) Internal depth, inside of door to top of DIN rail.

Base Mounting Switches

sälzer

Product lines
H200-A/-B/-D

Base mounting switch

Door interlock

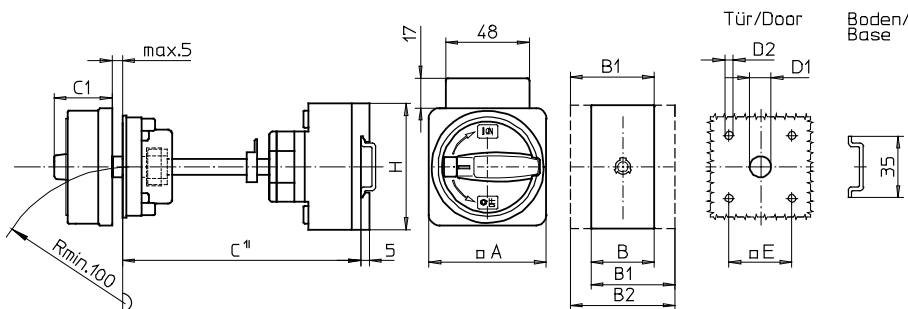
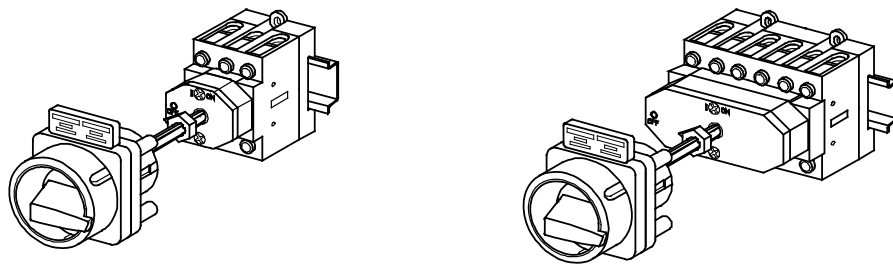
Metal shaft extension with fixed metal shaft, C = 130 mm

Four hole mounting

36 x 36 mm front

492M1 (IP66)

492M4 (IP66)



Complete switch	Poles	Product lines	Rated data (IEC 60947)			Order code number
			Operational current I _e	Operational power at 380–440V		
			AC-21A A	AC-23A kW	AC-3 kW	
Main Switches OFF position padlockable 09h	3 ... 8	H200-A/-D	20	5,5	3,7	H216 - 41 ... - 492M1
			25	7,5	5,5	H220 - 41 ... - 492M1
			32	11	7,5	H226 - 41 ... - 492M1
			40	15	11	H233 - 41 ... - 492M1
			63	22	18,5	H263 - 41 ... - 492M1
Main/Emergency-Off Switches OFF position padlockable 09h	3 ... 8	H200-A/-D	20	5,5	3,7	H216 - 41 ... - 492M4
			25	7,5	5,5	H220 - 41 ... - 492M4
			32	11	7,5	H226 - 41 ... - 492M4
			40	15	11	H233 - 41 ... - 492M4
			63	22	18,5	H263 - 41 ... - 492M4
	3 ... 4	H200-B				

SMD modules for basic switch A02

Mounting form module for 492M.

H200-A
H200-B
H200-D
H200-A/-B/-D

BFA2 - 492
BFB2 - 492
BFC2 - 492

M-padlock device 67 x 67 mm, mounting form 492M1
Escutcheon black, padlockable handle black

2CM1

M-padlock device 67 x 67 mm, mounting form 492M4
Escutcheon yellow, padlockable handle red

2CM4

Additional top escutcheon plate

FAZZ - 8041

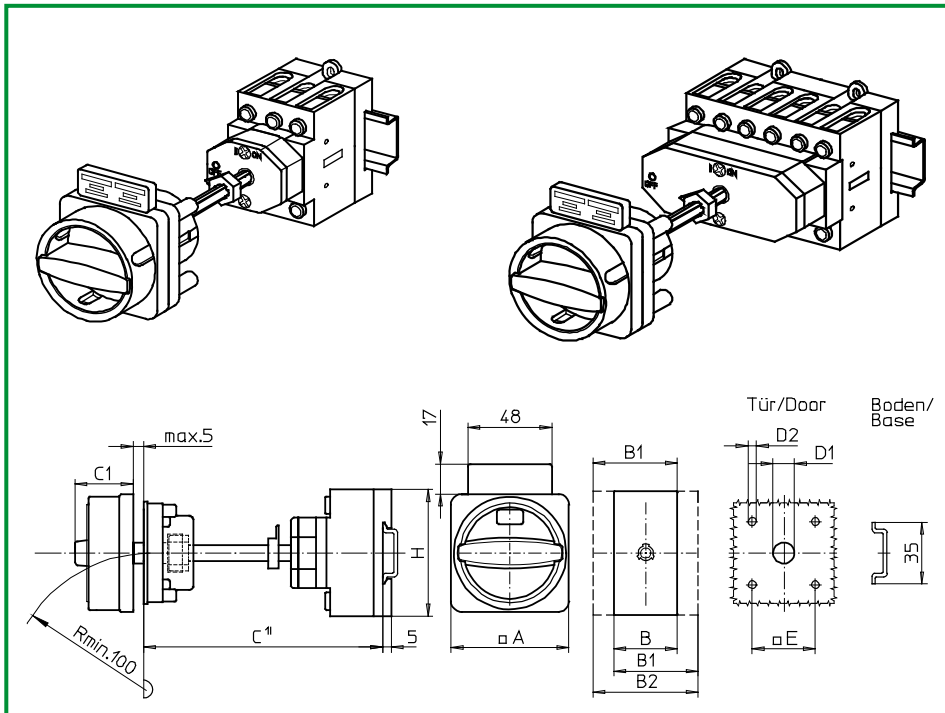
Dimensions (mm)

Product lines	A	B	B1	B2	C	C1	D1	D2	E	H
H200-A	67	36	48	60	130	38	15	4,5	36	70
H200-B	67	50	69	88	130	38	15	4,5	36	72
H200-D	67	72	84	96	130	38	15	4,5	36	70

C¹) Internal depth, inside of door to top of DIN rail.

Base Mounting Switches

sälzer



Product lines
H200-A/-B/-D

Base mounting switch

Door interlock

Metal shaft extension with fixed metal shaft, C = 130 mm

Four hole mounting

36 x 36 mm front

492N1 (IP66)

492N4 (IP66)

Complete switch	Poles	Product lines	Rated data (IEC 60947)			Order code number
			Operational current I _e	Operational power at 380–440V		
			AC-21A A	AC-23A kW	AC-3 kW	
Main Switches OFF position padlockable 12h	3 ... 8	H200-A/-D	20	5,5	3,7	H216 - 41 ... - 492N1
			25	7,5	5,5	H220 - 41 ... - 492N1
			32	11	7,5	H226 - 41 ... - 492N1
			40	15	11	H233 - 41 ... - 492N1
			63	22	18,5	H263 - 41 ... - 492N1
Main/Emergency-Off Switches OFF position padlockable 12h	3 ... 8	H200-A/-D	20	5,5	3,7	H216 - 41 ... - 492N4
			25	7,5	5,5	H220 - 41 ... - 492N4
			32	11	7,5	H226 - 41 ... - 492N4
			40	15	11	H233 - 41 ... - 492N4
			63	22	18,5	H263 - 41 ... - 492N4
	3 ... 4	H200-B				

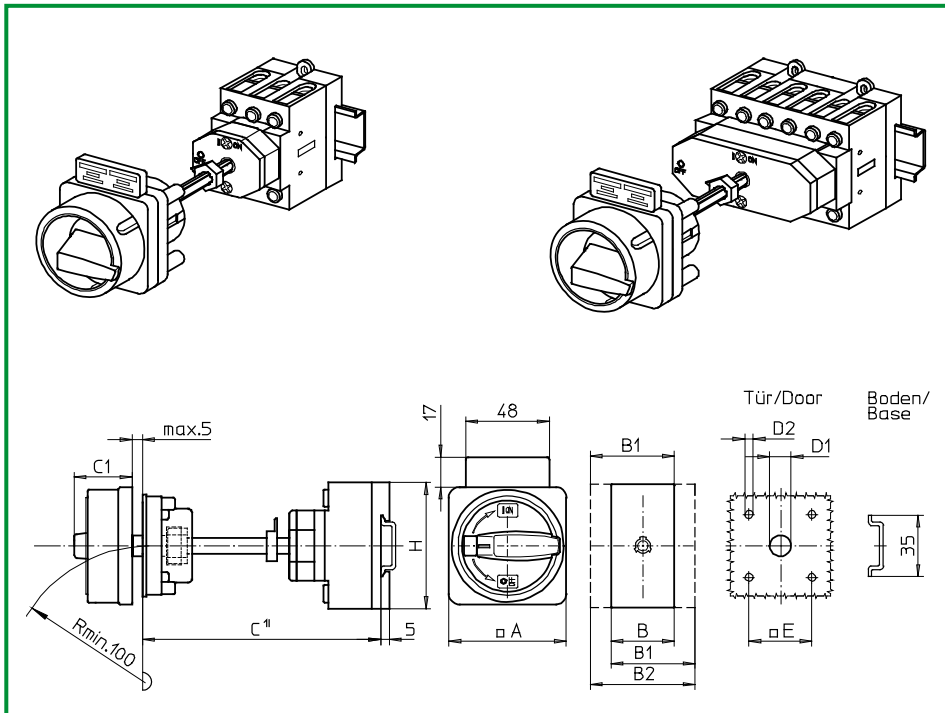
SMD modules for basic switch A02		
Mounting form module for 492N.	H200-A H200-B H200-D	BFA2 - 492 BFB2 - 492 BFC2 - 492
N-padlock device 67 x 67 mm, mounting form 492N1 Escutcheon black, padlockable handle black	H200-A/-B/-D	2CN1
N-padlock device 67 x 67 mm, mounting form 492N4 Escutcheon yellow, padlockable handle red		2CN4
Additional top escutcheon plate		FAZ2 - 8041

Dimensions (mm)										
Product lines	A	B	B1	B2	C	C1	D1	D2	E	H
H200-A	67	36	48	60	130	33	15	4,5	36	70
H200-B	67	50	69	88	130	33	15	4,5	36	72
H200-D	67	72	84	96	130	33	15	4,5	36	70

C¹) Internal depth, inside of door to top of DIN rail.

Base Mounting Switches

sälzer



Product lines
H200-A/-B/-D

Base mounting switch

Door interlock
Metal shaft extension with fixed metal shaft, C = 135 mm

Four hole mounting
36 x 36 mm front

493M1 (IP66)

493M4 (IP66)

Complete switch	Poles	Product lines	Rated data (IEC 60947)			Order code number
			Operational current I _e	Operational power at 380–440V		
			AC-21A A	AC-23A kW	AC-3 kW	
Main Switches OFF position padlockable 09h	3 ... 8	H200-A/-D	20	5,5	3,7	H216 - 41 ... - 493M1
			25	7,5	5,5	H220 - 41 ... - 493M1
			32	11	7,5	H226 - 41 ... - 493M1
			40	15	11	H233 - 41 ... - 493M1
			63	22	18,5	H263 - 41 ... - 493M1
Main/Emergency-Off Switches OFF position padlockable 09h	3 ... 8	H200-A/-D	20	5,5	3,7	H216 - 41 ... - 493M4
			25	7,5	5,5	H220 - 41 ... - 493M4
			32	11	7,5	H226 - 41 ... - 493M4
			40	15	11	H233 - 41 ... - 493M4
			63	22	18,5	H263 - 41 ... - 493M4
	3 ... 4	H200-B				

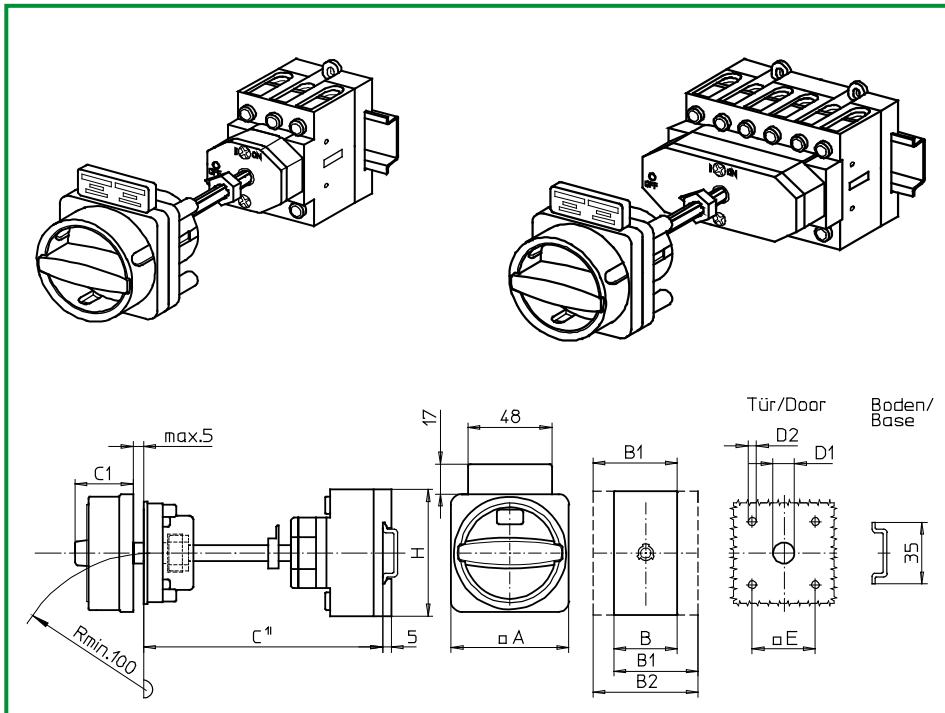
SMD modules for basic switch A02		
Mounting form module for 493M.	H200-A H200-B H200-D	BFA2 - 493 BFB2 - 493 BFC2 - 493
M-padlock device 67 x 67 mm, mounting form 493M1 Escutcheon black, padlockable handle black	H200-A/-B/-D	2CM1
M-padlock device 67 x 67 mm, mounting form 493M4 Escutcheon yellow, padlockable handle red		2CM4
Additional top escutcheon plate		FAZZ - 8041

Dimensions (mm)										
Product lines	A	B	B1	B2	C	C1	D1	D2	E	H
H200-A	67	36	48	60	135	38	15	4,5	36	70
H200-B	67	50	69	88	135	38	15	4,5	36	72
H200-D	67	72	84	96	135	38	15	4,5	36	70

C¹) Internal depth, inside of door to top of DIN rail.

Base Mounting Switches

sälzer



Product lines
H200-A/-B/-D

Base mounting switch

Door interlock

Metal shaft extension with fixed metal shaft, C = 135 mm

Four hole mounting

36 x 36 mm front

493N1 (IP66)

493N4 (IP66)

Complete switch	Poles	Product lines	Rated data (IEC 60947)			Order code number
			Operational current I _e	Operational power at 380–440V		
			AC-21A A	AC-23A kW	AC-3 kW	
Main Switches OFF position padlockable 12h	3 ... 8	H200-A/-D	20	5,5	3,7	H216 - 41 ... - 493N1
			25	7,5	5,5	H220 - 41 ... - 493N1
			32	11	7,5	H226 - 41 ... - 493N1
			40	15	11	H233 - 41 ... - 493N1
			63	22	18,5	H263 - 41 ... - 493N1
Main/Emergency-Off Switches OFF position padlockable 12h	3 ... 8	H200-A/-D	20	5,5	3,7	H216 - 41 ... - 493N4
			25	7,5	5,5	H220 - 41 ... - 493N4
			32	11	7,5	H226 - 41 ... - 493N4
			40	15	11	H233 - 41 ... - 493N4
			63	22	18,5	H263 - 41 ... - 493N4
	3 ... 4	H200-B				

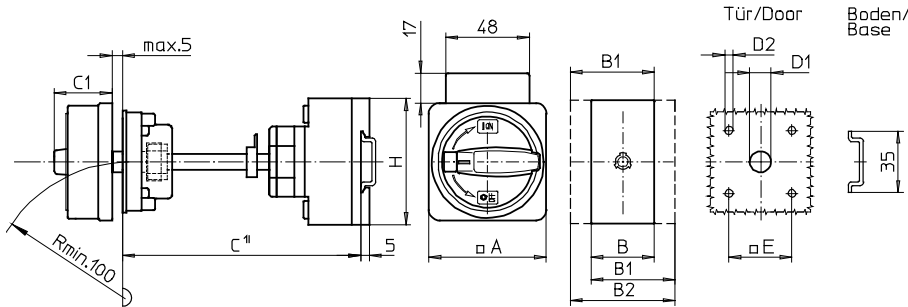
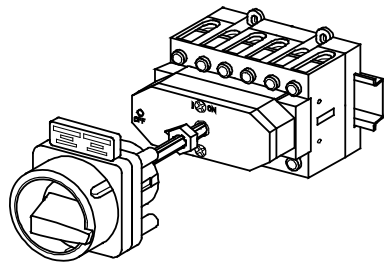
SMD modules for basic switch A02		
Mounting form module for 493N.	H200-A H200-B H200-D	BFA2 - 493 BFB2 - 493 BFC2 - 493
N-padlock device 67 x 67 mm, mounting form 493N1 Escutcheon black, padlockable handle black	H200-A/-B/-D	2CN1
N-padlock device 67 x 67 mm, mounting form 493N4 Escutcheon yellow, padlockable handle red		2CN4
Additional top escutcheon plate		FAZ2 - 8041

Dimensions (mm)										
Product lines	A	B	B1	B2	C	C1	D1	D2	E	H
H200-A	67	36	48	60	135	33	15	4,5	36	70
H200-B	67	50	69	88	135	33	15	4,5	36	72
H200-D	67	72	84	96	135	33	15	4,5	36	70

C¹) Internal depth, inside of door to top of DIN rail.

Base Mounting Switches

sälzer



Product line
H200-D

Base mounting switch

Door interlock

Metal shaft extension with fixed metal shaft, C = 140 mm

Four hole mounting

36 x 36 mm front

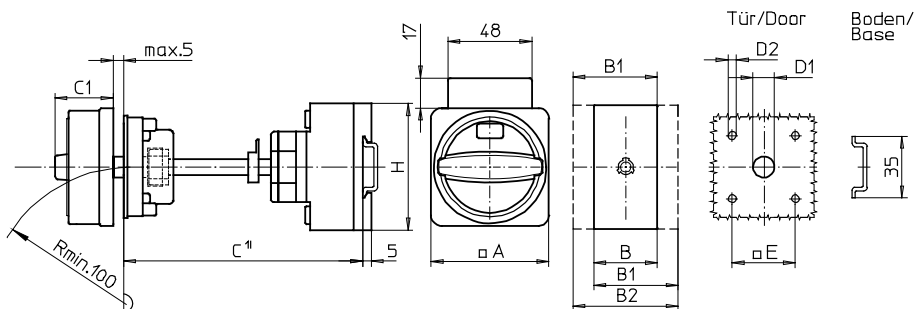
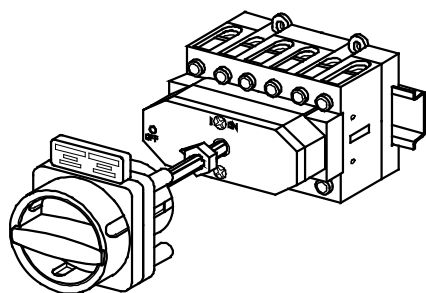
494M1 (IP66)

494M4 (IP66)

Complete switch	Poles	Product lines	Rated data (IEC 60947)			Order code number					
			Operational current I _e	Operational power at 380–440V							
			AC-21A A	AC-23A kW	AC-3 kW						
Main Switches OFF position padlockable 09h	6 ... 8	H200-D	20	5,5	3,7	H216 - 41 ... - 494M1					
			25	7,5	5,5	H220 - 41 ... - 494M1					
			32	11	7,5	H226 - 41 ... - 494M1					
			40	15	11	H233 - 41 ... - 494M1					
Main/Emergency-Off Switches OFF position padlockable 09h	6 ... 8	H200-D	20	5,5	3,7	H216 - 41 ... - 494M4					
			25	7,5	5,5	H220 - 41 ... - 494M4					
			32	11	7,5	H226 - 41 ... - 494M4					
			40	15	11	H233 - 41 ... - 494M4					
SMD modules for basic switch A02											
Mounting form module for 494M.			H200-D		BFC2 - 494						
M-padlock device 67 x 67 mm, mounting form 494M1 Escutcheon black, padlockable handle black			H200-D		2CM1						
M-padlock device 67 x 67 mm, mounting form 494M4 Escutcheon yellow, padlockable handle red					2CM4						
Additional top escutcheon plate					FAZ2 - 8041						
Dimensions (mm)											
Product line	A	B	B1	B2	C	C1	D1	D2	E	H	
H200-D	67	72	84	96	140	38	15	4,5	36	70	
C¹) Internal depth, inside of door to top of DIN rail.											

Base Mounting Switches

sälzer



Product line
H200-D

Base mounting switch

Door interlock

Metal shaft extension with fixed metal shaft, C = 140 mm

Four hole mounting

36 x 36 mm front

494N1 (IP66)

494N4 (IP66)

Complete switch	Poles	Product lines	Rated data (IEC 60947)			Order code number
			Operational current I _e	Operational power at 380–440V		
			AC-21A A	AC-23A kW	AC-3 kW	
Main Switches OFF position padlockable 12h	6 ... 8	H200-D	20	5,5	3,7	H216 - 41 ... - 494N1
			25	7,5	5,5	H220 - 41 ... - 494N1
			32	11	7,5	H226 - 41 ... - 494N1
			40	15	11	H233 - 41 ... - 494N1
Main/Emergency-Off Switches OFF position padlockable 12h	6 ... 8	H200-D	20	5,5	3,7	H216 - 41 ... - 494N4
			25	7,5	5,5	H220 - 41 ... - 494N4
			32	11	7,5	H226 - 41 ... - 494N4
			40	15	11	H233 - 41 ... - 494N4

SMD modules for basic switch A02

Mounting form module for 494N. H200-D **BFC2 - 494**

N-padlock device 67 x 67 mm, mounting form 494N1
Escutcheon black, padlockable handle black H200-D **2CN1**

N-padlock device 67 x 67 mm, mounting form 494N4
Escutcheon yellow, padlockable handle red **2CN4**

Additional top escutcheon plate **FAZZ - 8041**

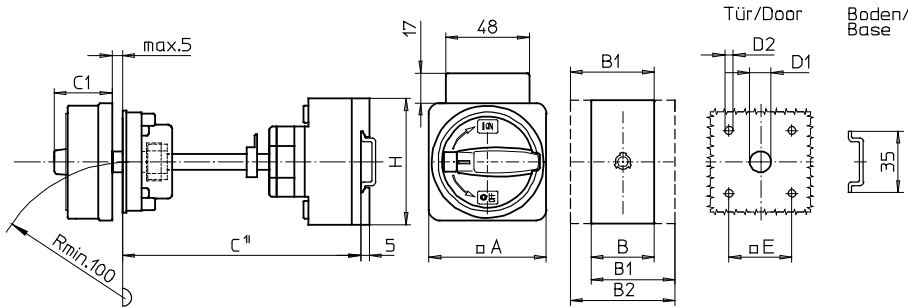
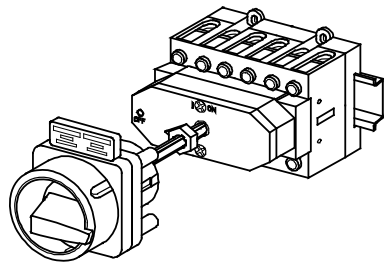
Dimensions (mm)

Product line	A	B	B1	B2	C	C1	D1	D2	E	H
H200-D	67	72	84	96	140	33	15	4,5	36	70

C¹) Internal depth, inside of door to top of DIN rail.

Base Mounting Switches

sälzer



Product line
H200-D

Base mounting switch

Door interlock

Metal shaft extension with fixed metal shaft, C = 145 mm

Four hole mounting

36 x 36 mm front

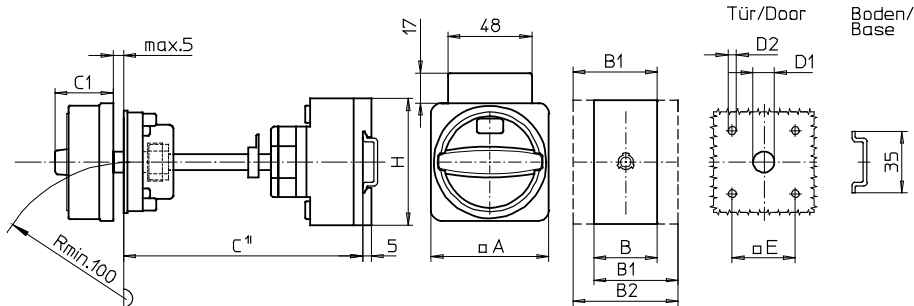
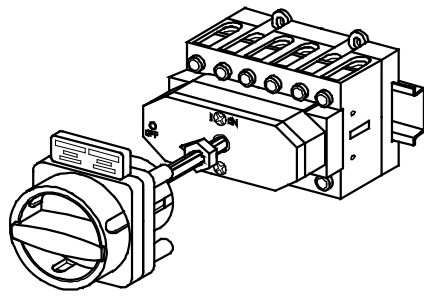
495M1 (IP66)

495M4 (IP66)

Complete switch	Poles	Product lines	Rated data (IEC 60947)			Order code number					
			Operational current I _e	Operational power at 380–440V							
			AC-21A A	AC-23A kW	AC-3 kW						
Main Switches OFF position padlockable 09h	6 ... 8	H200-D	20	5,5	3,7	H216 - 41 ... - 495M1					
			25	7,5	5,5	H220 - 41 ... - 495M1					
			32	11	7,5	H226 - 41 ... - 495M1					
			40	15	11	H233 - 41 ... - 495M1					
Main/Emergency-Off Switches OFF position padlockable 09h	6 ... 8	H200-D	20	5,5	3,7	H216 - 41 ... - 495M4					
			25	7,5	5,5	H220 - 41 ... - 495M4					
			32	11	7,5	H226 - 41 ... - 495M4					
			40	15	11	H233 - 41 ... - 495M4					
SMD modules for basic switch A02											
Mounting form module for 495M.			H200-D		BFC2 - 495						
M-padlock device 67 x 67 mm, mounting form 495M1 Escutcheon black, padlockable handle black			H200-D		2CM1						
M-padlock device 67 x 67 mm, mounting form 495M4 Escutcheon yellow, padlockable handle red					2CM4						
Additional top escutcheon plate					FAZ2 - 8041						
Dimensions (mm)											
Product line	A	B	B1	B2	C	C1	D1	D2	E	H	
H200-D	67	72	84	96	145	38	15	4,5	36	70	
C¹) Internal depth, inside of door to top of DIN rail.											

Base Mounting Switches

sälzer



Product line
H200-D

Base mounting switch

Door interlock

Metal shaft extension with fixed metal shaft, C = 145 mm

Four hole mounting

36 x 36 mm front

495N1 (IP66)

495N4 (IP66)

Complete switch	Poles	Product lines	Rated data (IEC 60947)			Order code number					
			Operational current I _e	Operational power at 380–440V							
			AC-21A A	AC-23A kW	AC-3 kW						
Main Switches OFF position padlockable 12h	6 ... 8	H200-D	20	5,5	3,7	H216 - 41 ... - 495N1					
			25	7,5	5,5	H220 - 41 ... - 495N1					
			32	11	7,5	H226 - 41 ... - 495N1					
			40	15	11	H233 - 41 ... - 495N1					
Main/Emergency-Off Switches OFF position padlockable 12h	6 ... 8	H200-D	20	5,5	3,7	H216 - 41 ... - 495N4					
			25	7,5	5,5	H220 - 41 ... - 495N4					
			32	11	7,5	H226 - 41 ... - 495N4					
			40	15	11	H233 - 41 ... - 495N4					
SMD modules for basic switch A02											
Mounting form module for 495N.			H200-D		BFC2 - 495						
N-padlock device 67 x 67 mm, mounting form 495N1 Escutcheon black, padlockable handle black			H200-D		2CN1						
N-padlock device 67 x 67 mm, mounting form 495N4 Escutcheon yellow, padlockable handle red					2CN4						
Additional top escutcheon plate					FAZZ - 8041						
Dimensions (mm)											
Product line	A	B	B1	B2	C	C1	D1	D2	E	H	
H200-D	67	72	84	96	145	33	15	4,5	36	70	
C¹⁾ Internal depth, inside of door to top of DIN rail.											

Base Mounting Switches

sälzer

Product lines
H200-A/-D

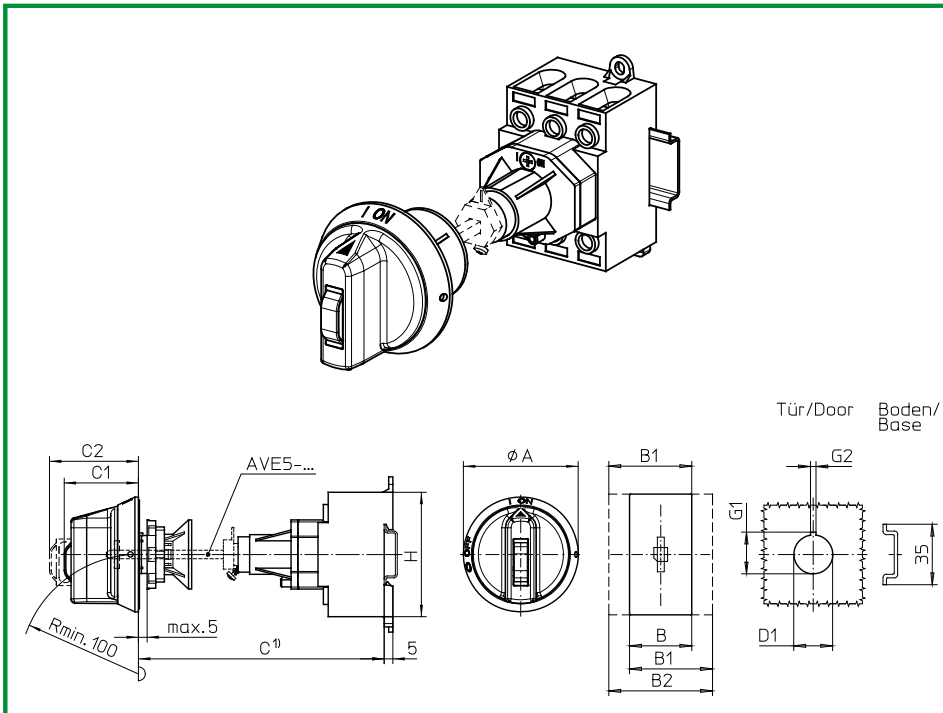
Base mounting switch

Defeatable door interlock
Metal shaft extension

Single hole mounting
ø 22,5 mm front

381D1 (IP66)

381D4 (IP66)



Complete switch	Poles	Product lines	Rated data (IEC 60947)			Order code number
			Operational current I _e	Operational power at 380–440V		
			AC-21A A	AC-23A kW	AC-3 kW	
Main Switches OFF position padlockable 09h	3 ... 8	H200-A/-D	20	5,5	3,7	H216 - 41 ... - 381D1
			25	7,5	5,5	H220 - 41 ... - 381D1
			32	11	7,5	H226 - 41 ... - 381D1
			40	15	11	H233 - 41 ... - 381D1
Main/Emergency-Off Switches OFF position padlockable 09h	3 ... 8	H200-A/-D	20	5,5	3,7	H216 - 41 ... - 381D4
			25	7,5	5,5	H220 - 41 ... - 381D4
			32	11	7,5	H226 - 41 ... - 381D4
			40	15	11	H233 - 41 ... - 381D4

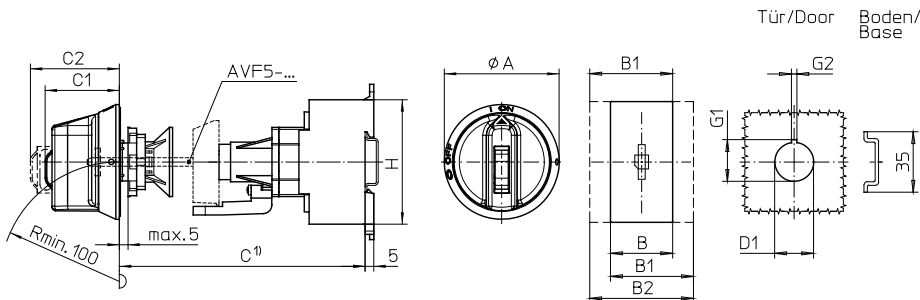
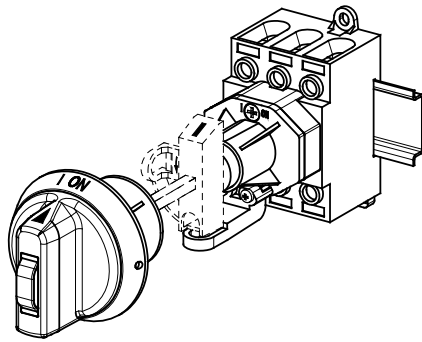
SMD modules for basic switch A02		
Mounting form module for 381D1/381D4	H200-A	BFA2 - 381
Mounting form module for 381D1/381D4	H200-D	BFB2 - 381
Operator module, mounting form 381D1 Front ring black, handle black		2RD1
Operator module, mounting form 381D4 Front ring yellow, handle red		2RD4
Metal shaft extension (see accessories)		AVE5 - ...

Dimensions (mm)										
Product lines	A	B	B1	B2	C1	C2	D1	G1	G2	H
H200-A	67	36	48	60	43	51,5	22,5	24,2	3,2	70
H200-D	67	72	84	96	43	51,5	22,5	24,2	3,2	70

C¹) internal depth, outside of door to top of DIN rail. Metal shaft is not included. Please order separately. See page B11-3.

Base Mounting Switches

sälzer



**Product lines
H200-A/-D**

Base mounting switch

**Defeatable
door interlock with
maintenance handle**

Metal shaft extension

Single hole mounting
ø 22,5 mm front

386D1 (IP66)

386D4 (IP66)

Complete switch	Poles	Product lines	Rated data (IEC 60947)			Order code number
			Operational current I _e	Operational power at 380–440V		
			AC-21A A	AC-23A kW	AC-3 kW	
Main Switches OFF position padlockable 09h	3 ... 8	H200-A/-D	20	5,5	3,7	H216 - 41 ... - 386D1
			25	7,5	5,5	H220 - 41 ... - 386D1
			32	11	7,5	H226 - 41 ... - 386D1
			40	15	11	H233 - 41 ... - 386D1
Main/Emergency-Off Switches OFF position padlockable 09h	3 ... 8	H200-A/-D	20	5,5	3,7	H216 - 41 ... - 386D4
			25	7,5	5,5	H220 - 41 ... - 386D4
			32	11	7,5	H226 - 41 ... - 386D4
			40	15	11	H233 - 41 ... - 386D4

SMD modules for basic switch A02

Mounting form module for 386D1/386D4
Mounting form module for 386D1/386D4

H200-A
H200-D

BFA2 - 386
BFB2 - 386

Operator module, mounting form 386D1
Front ring black, handle black

2RD1

Operator module, mounting form 386D4
Front ring yellow, handle red

2RD4

Metal shaft extension (see accessories)

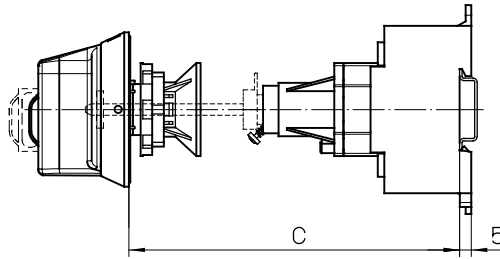
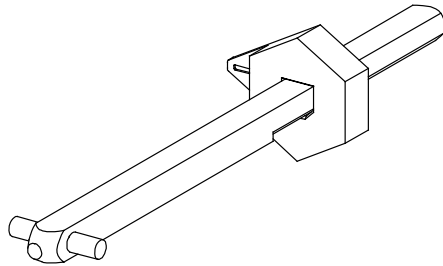
AVF5 - ...

Dimensions (mm)

Product lines	A	B	B1	B2	C1	C2	D1	G1	G2	H
H200-A	67	36	48	60	43	51,5	22,5	24,2	3,2	70
H200-D	67	72	84	96	43	51,5	22,5	24,2	3,2	70

C¹) internal depth, outside of door to top of DIN rail. Metal shaft is not included. Please order separately. See page B11-4.

Metal shaft extension



**Product lines
H200-A/-D**

Base mounting switches

**Defeatable
door interlock
Metal shaft extension**

**Single hole mounting
ø 22,5 mm front**

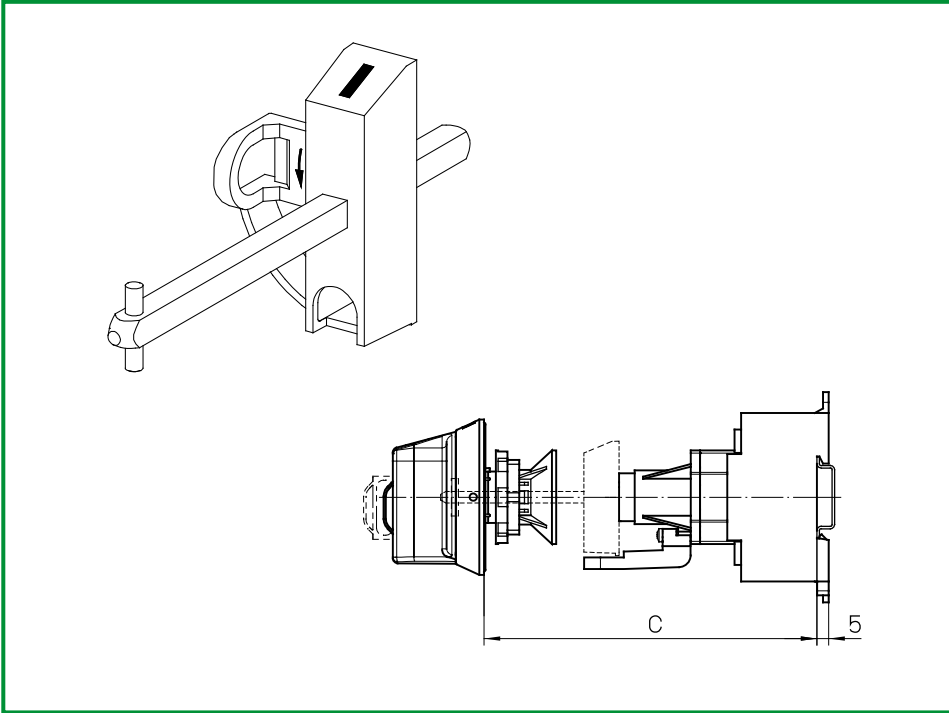
AVE5 - . . .

Metal shaft extension for mounting forms with defeatable door interlock and single hole mounting ø 22,5 mm front

Dimension C (internal depth, outside of door to top of DIN rail)

H200-A	H200-D	Order code number
122 . . . 137 mm	130 . . . 145 mm	AVE5-088
137 . . . 152 mm	145 . . . 160 mm	AVE5-103
152 . . . 167 mm	160 . . . 175 mm	AVE5-118
167 . . . 182 mm	175 . . . 190 mm	AVE5-133
182 . . . 197 mm	190 . . . 205 mm	AVE5-148
197 . . . 212 mm	205 . . . 220 mm	AVE5-163
212 . . . 227 mm	220 . . . 235 mm	AVE5-178
227 . . . 242 mm	235 . . . 250 mm	AVE5-193
242 . . . 257 mm	250 . . . 265 mm	AVE5-208
257 . . . 272 mm	265 . . . 280 mm	AVE5-223
272 . . . 287 mm	280 . . . 295 mm	AVE5-238
287 . . . 302 mm	295 . . . 310 mm	AVE5-253
302 . . . 317 mm	310 . . . 325 mm	AVE5-268
317 . . . 332 mm	325 . . . 340 mm	AVE5-283
332 . . . 347 mm	340 . . . 355 mm	AVE5-298
347 . . . 362 mm	355 . . . 370 mm	AVE5-313
362 . . . 377 mm	370 . . . 385 mm	AVE5-328
377 . . . 392 mm	385 . . . 400 mm	AVE5-343
392 . . . 407 mm	400 . . . 415 mm	AVE5-358
407 . . . 422 mm	415 . . . 430 mm	AVE5-373
422 . . . 437 mm	430 . . . 445 mm	AVE5-388
437 . . . 452 mm	445 . . . 460 mm	AVE5-403
452 . . . 467 mm	460 . . . 475 mm	AVE5-418
467 . . . 482 mm	475 . . . 490 mm	AVE5-433
482 . . . 497 mm	490 . . . 505 mm	AVE5-448
497 . . . 512 mm	505 . . . 520 mm	AVE5-463
512 . . . 527 mm	520 . . . 535 mm	AVE5-478
527 . . . 542 mm	535 . . . 550 mm	AVE5-493
542 . . . 557 mm	550 . . . 565 mm	AVE5-508
557 . . . 572 mm	565 . . . 580 mm	AVE5-523
572 . . . 587 mm	580 . . . 595 mm	AVE5-538
587 . . . 602 mm	595 . . . 610 mm	AVE5-553
602 . . . 617 mm	610 . . . 625 mm	AVE5-568

Metal shaft extension



**Product lines
H200-A/-D**

Base mounting switches

**Defeatable
door interlock with
maintenance handle
Metal shaft extension**

**Single hole mounting
ø 22,5 mm front**

AVF5 - ...

**Metal shaft extension for mounting forms with defeatable door interlock and single hole mounting ø 22,5 mm front,
Additional lockable maintenance handle**

Dimension C (internal depth, outside of door to top of DIN rail)

H200-A	H200-D	Order code number
132 ... 137 mm	140 ... 145 mm	AVF5-088
137 ... 152 mm	145 ... 160 mm	AVF5-103
152 ... 167 mm	160 ... 175 mm	AVF5-118
167 ... 182 mm	175 ... 190 mm	AVF5-133
182 ... 197 mm	190 ... 205 mm	AVF5-148
197 ... 212 mm	205 ... 220 mm	AVF5-163
212 ... 227 mm	220 ... 235 mm	AVF5-178
227 ... 242 mm	235 ... 250 mm	AVF5-193
242 ... 257 mm	250 ... 265 mm	AVF5-208
257 ... 272 mm	265 ... 280 mm	AVF5-223
272 ... 287 mm	280 ... 295 mm	AVF5-238
287 ... 302 mm	295 ... 310 mm	AVF5-253
302 ... 317 mm	310 ... 325 mm	AVF5-268
317 ... 332 mm	325 ... 340 mm	AVF5-283
332 ... 347 mm	340 ... 355 mm	AVF5-298
347 ... 362 mm	355 ... 370 mm	AVF5-313
362 ... 377 mm	370 ... 385 mm	AVF5-328
377 ... 392 mm	385 ... 400 mm	AVF5-343
392 ... 407 mm	400 ... 415 mm	AVF5-358
407 ... 422 mm	415 ... 430 mm	AVF5-373
422 ... 437 mm	430 ... 445 mm	AVF5-388
437 ... 452 mm	445 ... 460 mm	AVF5-403
452 ... 467 mm	460 ... 475 mm	AVF5-418
467 ... 482 mm	475 ... 490 mm	AVF5-433
482 ... 497 mm	490 ... 505 mm	AVF5-448
497 ... 512 mm	505 ... 520 mm	AVF5-463
512 ... 527 mm	520 ... 535 mm	AVF5-478
527 ... 542 mm	535 ... 550 mm	AVF5-493
542 ... 557 mm	550 ... 565 mm	AVF5-508
557 ... 572 mm	565 ... 580 mm	AVF5-523
572 ... 587 mm	580 ... 595 mm	AVF5-538
587 ... 602 mm	595 ... 610 mm	AVF5-553
602 ... 617 mm	610 ... 625 mm	AVF5-568



Section C

	Page	
	from	to
Insulated Enclosures	C1-1	C1-74
Mild Steel Enclosures	C2-1	C2-20
Stainless Steel Enclosures	C3-1	C3-34
Switch Modules	C4-1	C4-3

Originator: Sälzer Electric GmbH · Product Data Management (PDM) · 09306 Rochlitz (Germany)
Copyright reserved by Sälzer Electric GmbH. This document replaces all previous issues.
Valid until a new version is published. Changes and revisions reserved.

Enclosed Switches

sälzer

**Product line
H200-C**

Enclosed switch

Insulated enclosure

100 × 80 × 65 mm

without cover interlock

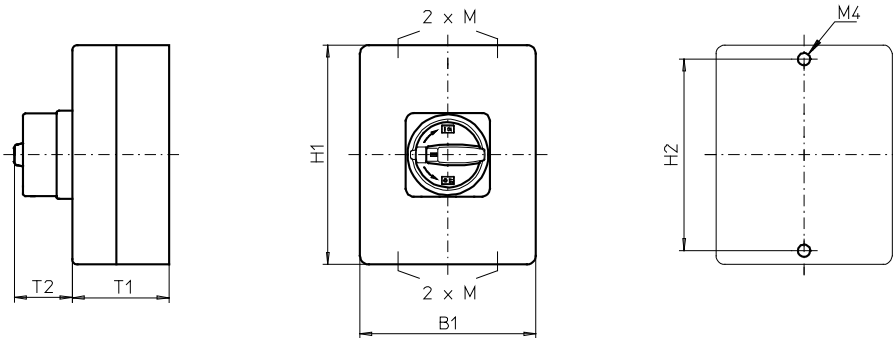
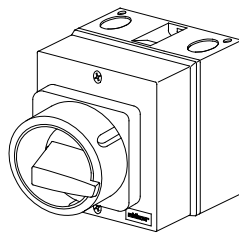
with N/PE connection link

Cable entries

4 × M20

077M1 (IP66)

077M4 (IP66)



Complete switch	Poles	Product lines	Rated data (IEC 60947)			Order code number
			Operational current I _e	Operational power at 380–440V		
			AC-21A A	AC-23A kW	AC-3 kW	
Main Switches	3	H200-C	20	5,5	3,7	H212 - 41300 - 077M1
OFF position padlockable 09h	4	H200-C	20	5,5	3,7	H212 - 41400 - 077M1
Main/Emergency-Off Switches	3	H200-C	20	5,5	3,7	H212 - 41300 - 077M4
OFF position padlockable 09h	4	H200-C	20	5,5	3,7	H212 - 41400 - 077M4

SMD modules for basic switch EA

Enclosure module, mounting form 077M1

H200-C

PAX2 - 077M1

Enclosure module, mounting form 077M4

H200-C

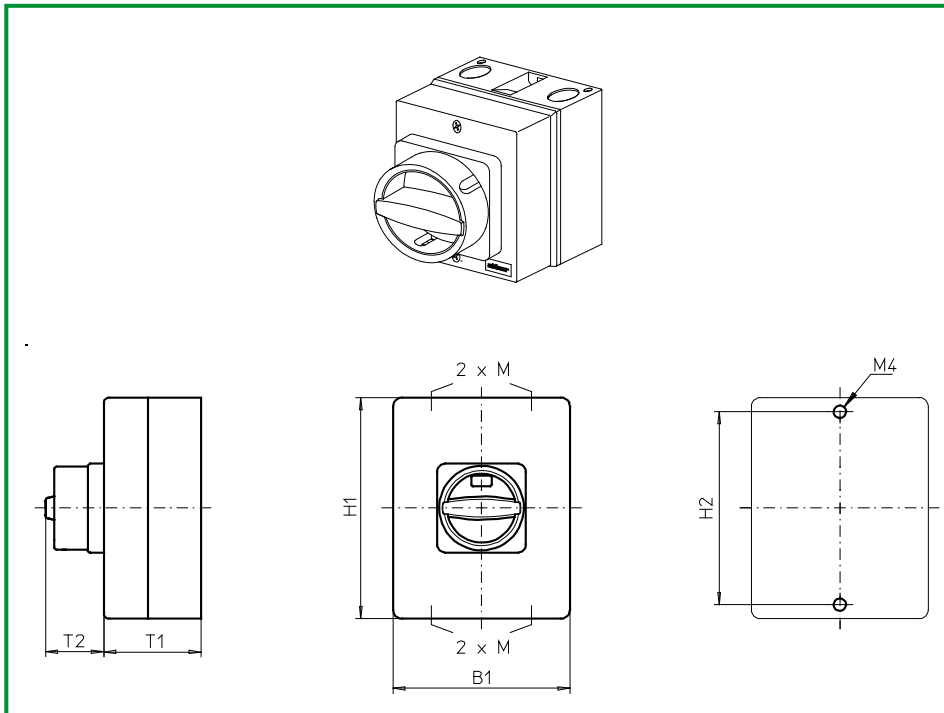
PAX2 - 077M4

Dimensions (mm)

Product line	H1	B1	T1	T2	2xM	H2
H200-C	100	80	65	38	20	90

Enclosed Switches

sälzer



**Product line
H200-C**

Enclosed switch

Insulated enclosure

100 × 80 × 65 mm

without cover interlock

with N/PE connection link

Cable entries

4 × M20

077N1 (IP66)

077N4 (IP66)

Complete switch	Poles	Product lines	Rated data (IEC 60947)			Order code number
			Operational current I _e	Operational power at 380–440V		
			AC-21A A	AC-23A kW	AC-3 kW	
Main Switches	3	H200-C	20	5,5	3,7	H212 - 41300 - 077N1
OFF position padlockable 12h	4	H200-C	20	5,5	3,7	H212 - 41400 - 077N1
Main/Emergency-Off Switches	3	H200-C	20	5,5	3,7	H212 - 41300 - 077N4
OFF position padlockable 12h	4	H200-C	20	5,5	3,7	H212 - 41400 - 077N4
SMD modules for basic switch EA						
Enclosure module, mounting form 077N1			H200-C			PAX2 - 077N1
Enclosure module, mounting form 077N4			H200-C			PAX2 - 077N4
Dimensions (mm)						
Product line	H1	B1	T1	T2	2xM	H2
H200-C	100	80	65	33	20	90

Enclosed Switches

sälzer

Product line
H200-C

Enclosed switch

Insulated enclosure

100 × 80 × 65 mm

without cover interlock

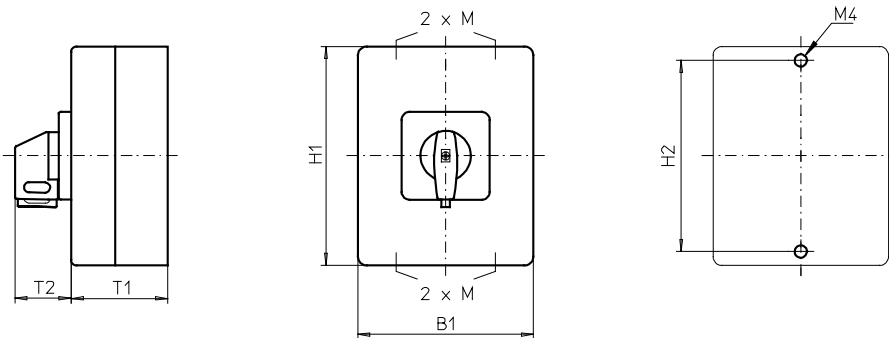
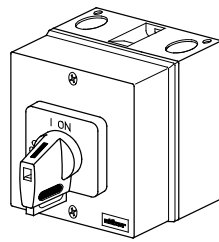
with N/PE connection link

Cable entries

4 × M20

077V1 (IP66)

077V4 (IP66)



Complete switch	Poles	Product lines	Rated data (IEC 60947)			Order code number
			Operational current I _e	Operational power at 380–440V		
			AC-21A A	AC-23A kW	AC-3 kW	
Main Switches	3	H200-C	20	5,5	3,7	H212 - 41300 - 077V1
OFF position padlockable 09h	4	H200-C	20	5,5	3,7	H212 - 41400 - 077V1
Main/Emergency-Off Switches	3	H200-C	20	5,5	3,7	H212 - 41300 - 077V4
OFF position padlockable 09h	4	H200-C	20	5,5	3,7	H212 - 41400 - 077V4

SMD modules for basic switch EA

Enclosure module, mounting form 077V1
Enclosure module, mounting form 077V4

H200-C
H200-C

PAM2 - 077V1
PAM2 - 077V4

Legend plate silver, enclosure module 077V1
Legend plate yellow, enclosure module 077V4

H200-C
H200-C

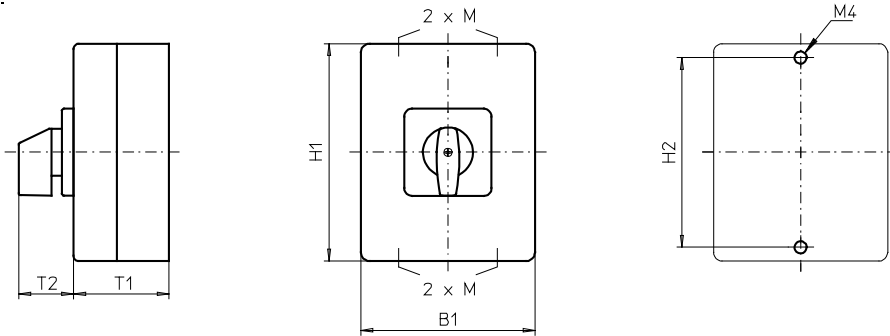
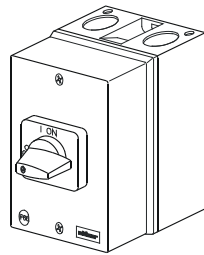
FAS2 - 9... (FA number)
FBS2 - 9... (FA number)

Dimensions (mm)

Product line	H1	B1	T1	T2	2xM	H2
H200-C	100	80	65	32	20	90

Enclosed Switches

sälzer



**Product line
H200-A**

Enclosed switch

Insulated enclosure
125 × 100 × 85 mm

with cover interlock
in ON position
with N/PE connection link

Cable entries
4 × M20/M25

701M1 (IP66)

Complete switch	Poles	Product lines	Rated data (IEC 60947)			Order code number
			Operational current I _e	Operational power at 380–440V		
			AC-21A A	AC-23A kW	AC-3 kW	
ON-OFF Switches Switching angle 90°	3 ... 4	H200-A	20	5,5	3,7	H216 - 41 ... - 701M1
			25	7,5	5,5	H220 - 41 ... - 701M1
			32	11	7,5	H226 - 41 ... - 701M1

SMD modules for basic switch A02

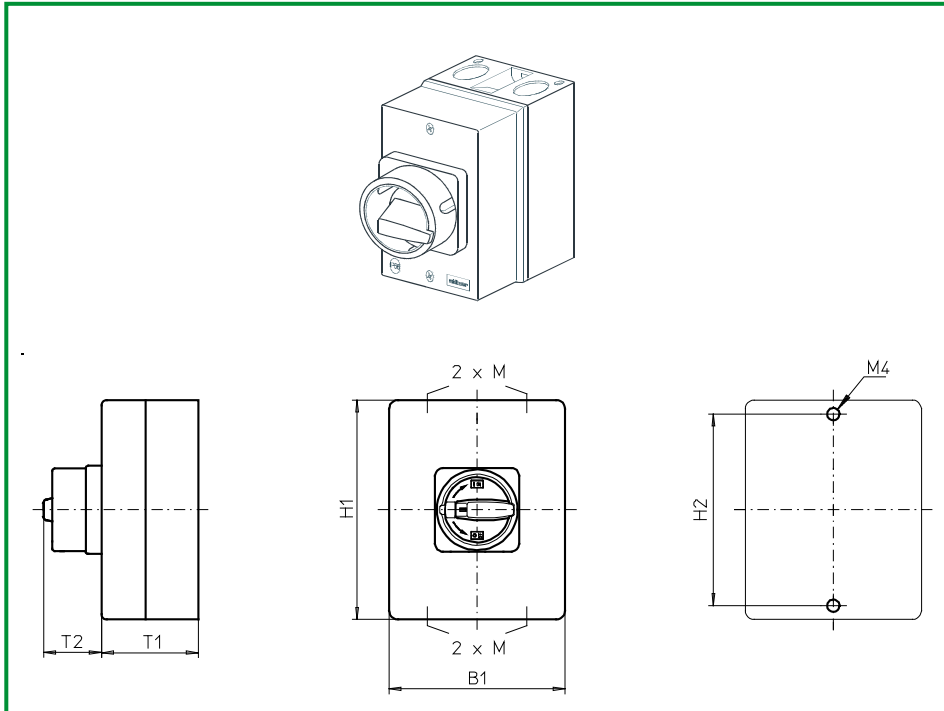
Mounting form module for 701M1	H200-A	BFA2 - E7
Enclosure module, mounting form 701M1	H200-A	PAH2 - 701M1
Legend plate silver, enclosure module 701M1	H200-A	FAS2 - 9... (FA number)

Dimensions (mm)

Product line	H1	B1	T1	T2	2xM	H2
H200-A	125	100	85	32	20/25	115

Enclosed Switches

sälzer



**Product line
H200-A**

Enclosed switch

Insulated enclosure
125 × 100 × 85 mm

with cover interlock
in ON position

with N/PE connection link

Cable entries
4 × M20/M25

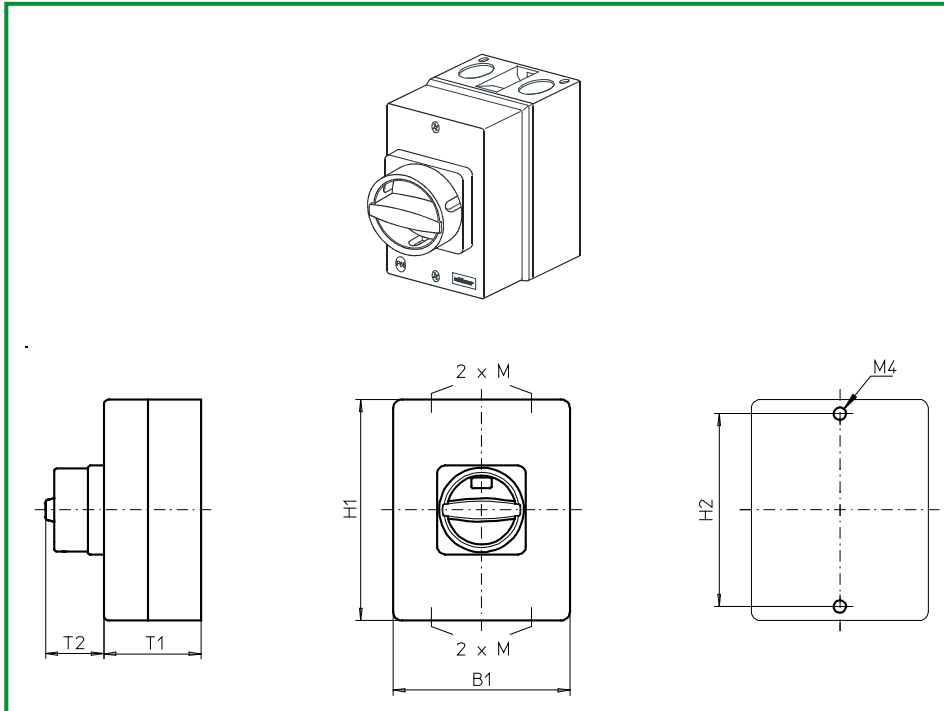
700M1 (IP66)

700M4 (IP66)

Complete switch	Poles	Product lines	Rated data (IEC 60947)			Order code number
			Operational current I _e	Operational power at 380–440V		
			AC-21A A	AC-23A kW	AC-3 kW	
Main Switches OFF position padlockable 09h	3 ... 4	H200-A	20	5,5	3,7	H216 - 41 ... - 700M1
			25	7,5	5,5	H220 - 41 ... - 700M1
			32	11	7,5	H226 - 41 ... - 700M1
Main/Emergency-Off Switches OFF position padlockable 09h	3 ... 4	H200-A	20	5,5	3,7	H216 - 41 ... - 700M4
			25	7,5	5,5	H220 - 41 ... - 700M4
			32	11	7,5	H226 - 41 ... - 700M4
SMD modules for basic switch A02						
Mounting form module for 700M1/700M4			H200-A			BFA2 - E7
Enclosure module, mounting form 700M1			H200-A			PAH2 - 700M1
Enclosure module, mounting form 700M4			H200-A			PAH2 - 700M4
Dimensions (mm)						
Product line	H1	B1	T1	T2	2xM	H2
H200-A	125	100	85	38	20/25	115

Enclosed Switches

sälzer



Product line
H200-A

Enclosed switch

Insulated enclosure
125 × 100 × 85 mm

with cover interlock
in ON position
with N/PE connection link

Cable entries
4 × M20/M25
700N1 (IP66)
700N4 (IP66)

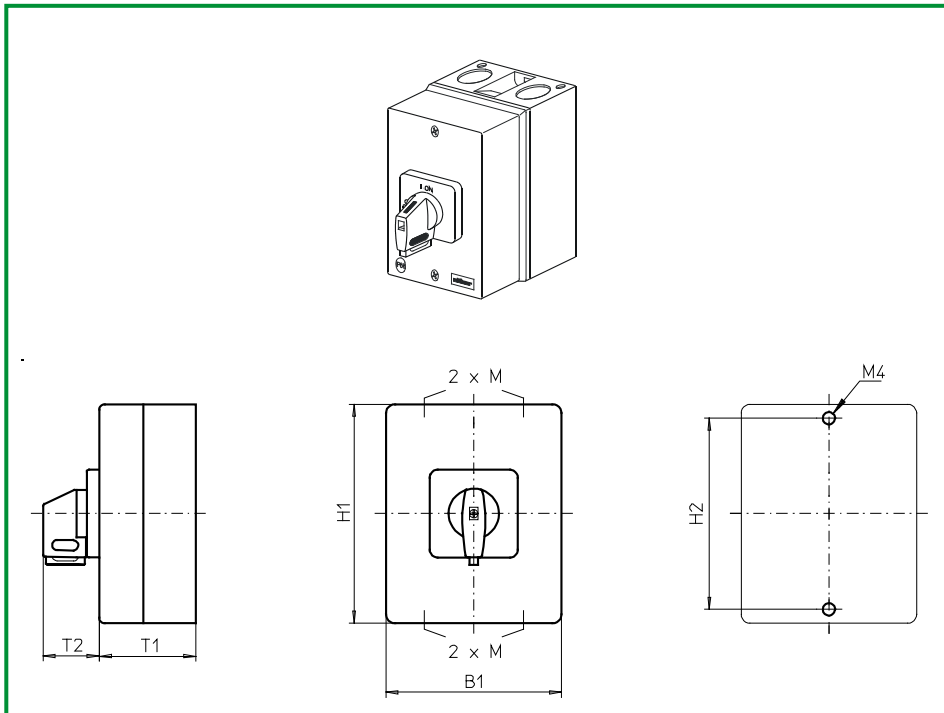
Complete switch	Poles	Product lines	Rated data (IEC 60947)			Order code number
			Operational current I _e	Operational power at 380–440V		
			AC-21A A	AC-23A kW	AC-3 kW	
Main Switches OFF position padlockable 12h	3 ... 4	H200-A	20	5,5	3,7	H216 - 41 ... - 700N1
			25	7,5	5,5	H220 - 41 ... - 700N1
			32	11	7,5	H226 - 41 ... - 700N1
Main/Emergency-Off Switches OFF position padlockable 12h	3 ... 4	H200-A	20	5,5	3,7	H216 - 41 ... - 700N4
			25	7,5	5,5	H220 - 41 ... - 700N4
			32	11	7,5	H226 - 41 ... - 700N4

SMD modules for basic switch A02			
Mounting form module for 700N1/700N4		H200-A	BFA2 - E7
Enclosure module, mounting form 700N1		H200-A	PAH2 - 700N1
Enclosure module, mounting form 700N4		H200-A	PAH2 - 700N4

Dimensions (mm)						
Product line	H1	B1	T1	T2	2xM	H2
H200-A	125	100	85	33	20/25	115

Enclosed Switches

sälzer



Product line
H200-A

Enclosed switch

Insulated enclosure
125 × 100 × 85 mm

with cover interlock
in ON position

with N/PE connection link

Cable entries

4 × M20/M25

700V1 (IP66)

700V4 (IP66)

Complete switch	Poles	Product lines	Rated data (IEC 60947)			Order code number
			Operational current I _e	Operational power at 380–440V		
			AC-21A A	AC-23A kW	AC-3 kW	
Main Switches OFF position padlockable 09h	3 ... 4	H200-A	20	5,5	3,7	H216 - 41 ... - 700V1
			25	7,5	5,5	H220 - 41 ... - 700V1
			32	11	7,5	H226 - 41 ... - 700V1
Main/Emergency-Off Switches OFF position padlockable 09h	3 ... 4	H200-A	20	5,5	3,7	H216 - 41 ... - 700V4
			25	7,5	5,5	H220 - 41 ... - 700V4
			32	11	7,5	H226 - 41 ... - 700V4
SMD modules for basic switch A02						
Mounting form module for 700M1/700M4			H200-A			BFA2 - E7
Enclosure module, mounting form 700V1			H200-A			PAH2 - 700V1
Enclosure module, mounting form 700V4			H200-A			PAH2 - 700V4
Legend plate silver, enclosure module 700V1			H200-A			FAS2 - 9... (FA number)
Legend plate yellow, enclosure module 700V4			H200-A			FBS2 - 9... (FA number)
Dimensions (mm)						
Product line	H1	B1	T1	T2	2xM	H2
H200-A	125	100	85	32	20/25	115

Enclosed Switches

sälzer

Product lines
H200-A/-B

Enclosed switch

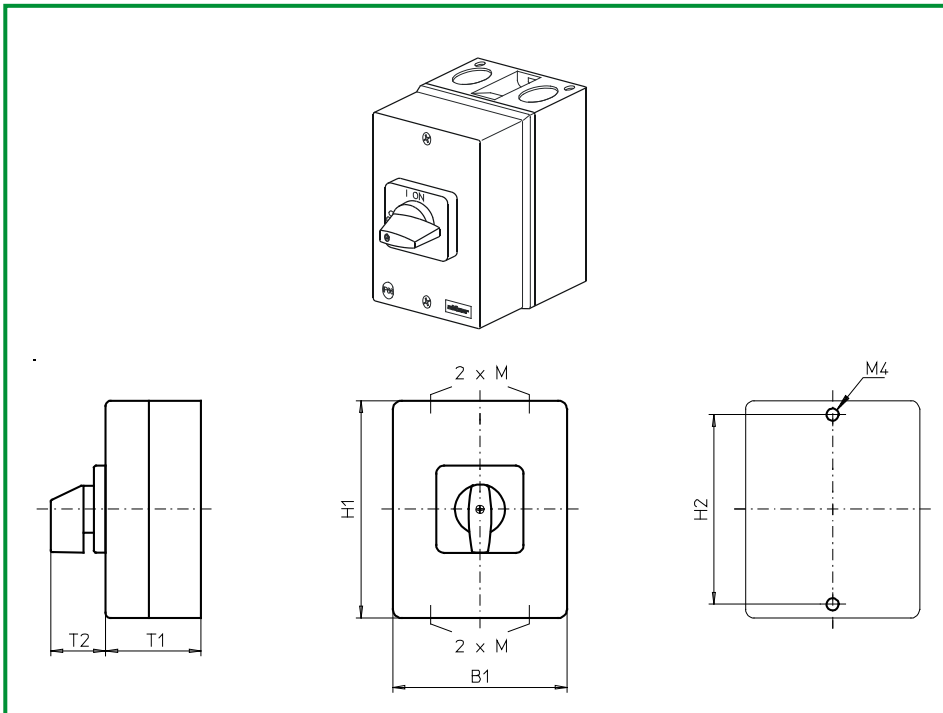
Insulated enclosure
175 x 115 x 100 mm

with cover interlock
in ON position

with N/PE connection link

Cable entries
4 x M20/M25

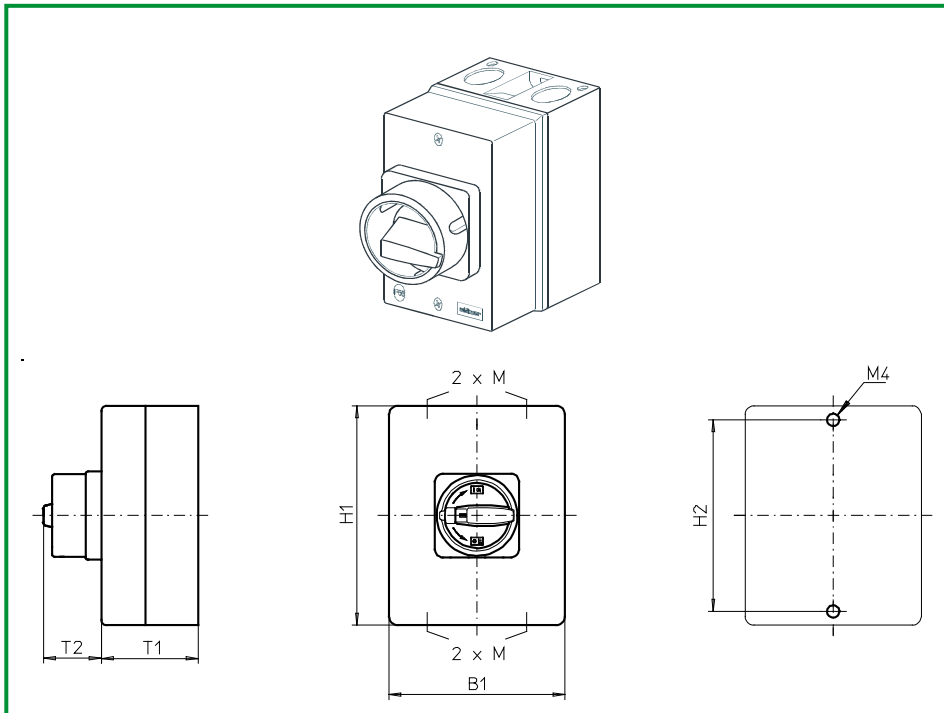
711M1
(IP66)



Complete switch	Poles	Product lines	Rated data (IEC 60947)			Order code number
			Operational current I _e	Operational power at 380–440V		
			AC-21A A	AC-23A kW	AC-3 kW	
ON-OFF Switches Switching angle 90°	3 ... 4	H200-A	20	5,5	3,7	H216 - 41 ... - 711M1
			25	7,5	5,5	H220 - 41 ... - 711M1
			32	11	7,5	H226 - 41 ... - 711M1
	3 ... 4	H200-B	40	15	11	H233 - 41 ... - 711M1
			63	22	18,5	H263 - 41 ... - 711M1
SMD modules for basic switch A02						
Mounting form module for 711M1			H200-A			BFA2 - E7
Mounting form module for 711M1			H200-B			BFB2 - E7
Enclosure module, mounting form 711M1			H200-A/-B			PAH2 - 711M1
Legend plate silver, enclosure module 711M1			H200-A/-B			FAS4 - 9... (FA number)
Dimensions (mm)						
Product lines	H1	B1	T1	T2	2xM	H2
H200-A	175	115	100	39	20/25	165
H200-B	175	115	100	39	20/25	165

Enclosed Switches

sälzer



Product lines
H200-A/-B

Enclosed switch

Insulated enclosure
175 x 115 x 100 mm

with cover interlock
in ON position

with N/PE connection link

Cable entries

4 x M20/M25

710M1 (IP66)

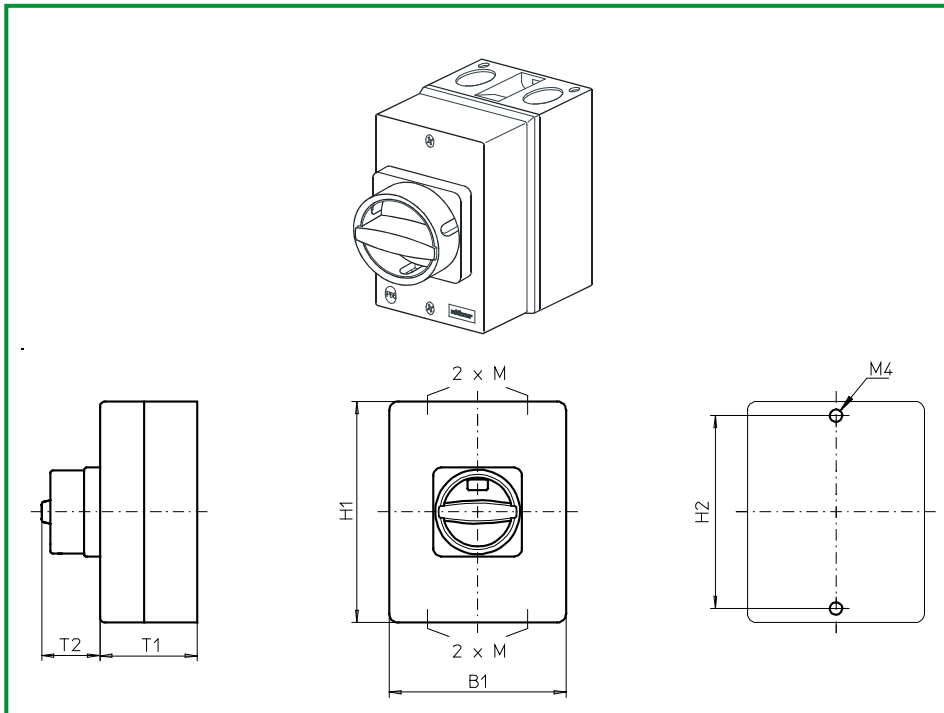
710M4 (IP66)

Complete switch	Poles	Product lines	Rated data (IEC 60947)			Order code number
			Operational current I _e	Operational power at 380–440V		
			AC-21A A	AC-23A kW	AC-3 kW	
Main Switches OFF position padlockable 09h	3 ... 4	H200-A	20	5,5	3,7	H216 - 41 ... - 710M1
			25	7,5	5,5	H220 - 41 ... - 710M1
			32	11	7,5	H226 - 41 ... - 710M1
			40	15	11	H233 - 41 ... - 710M1
			63	22	18,5	H263 - 41 ... - 710M1
Main/Emergency-Off Switches OFF position padlockable 09h	3 ... 4	H200-A	20	5,5	3,7	H216 - 41 ... - 710M4
			25	7,5	5,5	H220 - 41 ... - 710M4
			32	11	7,5	H226 - 41 ... - 710M4
			40	15	11	H233 - 41 ... - 710M4
			63	22	18,5	H263 - 41 ... - 710M4
	3 ... 4	H200-B				

SMD modules for basic switch A02		
Mounting form module for 710M1/710M4	H200-A	BFA2 - E7
Mounting form module for 710M1/710M4	H200-B	BFB2 - E7
Enclosure module, mounting form 710M1	H200-A/-B	PAH2 - 710M1
Enclosure module, mounting form 710M4	H200-A/-B	PAH2 - 710M4

Dimensions (mm)						
Product lines	H1	B1	T1	T2	2xM	H2
H200-A	175	115	100	38	20/25	165
H200-B	175	115	100	38	20/25	165

Enclosed Switches



Product lines
H200-A/-B

Enclosed switch

Insulated enclosure
175 x 115 x 100 mm

with cover interlock
in ON position

with N/PE connection link

Cable entries

4 x M20/M25

710N1 (IP66)

710N4 (IP66)

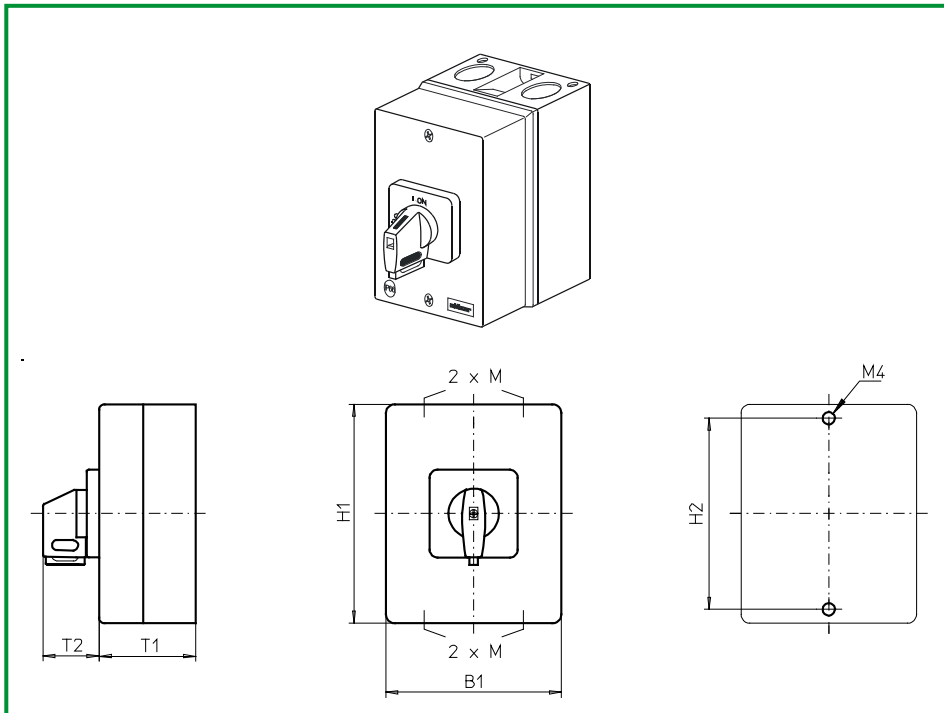
Complete switch	Poles	Product lines	Rated data (IEC 60947)			Order code number
			Operational current I _e	Operational power at 380–440V		
			AC-21A A	AC-23A kW	AC-3 kW	
Main Switches OFF position padlockable 12h	3 ... 4	H200-A	20	5,5	3,7	H216 - 41 ... - 710N1
			25	7,5	5,5	H220 - 41 ... - 710N1
			32	11	7,5	H226 - 41 ... - 710N1
			40	15	11	H233 - 41 ... - 710N1
			63	22	18,5	H263 - 41 ... - 710N1
Main/Emergency-Off Switches OFF position padlockable 12h	3 ... 4	H200-A	20	5,5	3,7	H216 - 41 ... - 710N4
			25	7,5	5,5	H220 - 41 ... - 710N4
			32	11	7,5	H226 - 41 ... - 710N4
			40	15	11	H233 - 41 ... - 710N4
			63	22	18,5	H263 - 41 ... - 710N4
3 ... 4	H200-B	63	22	18,5	H263 - 41 ... - 710N4	

SMD modules for basic switch A02		
Mounting form module for 710N1/710N4	H200-A	BFA2 - E7
Mounting form module for 710N1/710N4	H200-B	BFB2 - E7
Enclosure module, mounting form 710N1	H200-A/-B	PAH2 - 710N1
Enclosure module, mounting form 710N4	H200-A/-B	PAH2 - 710N4

Dimensions (mm)						
Product lines	H1	B1	T1	T2	2xM	H2
H200-A	175	115	100	33	20/25	165
H200-B	175	115	100	33	20/25	165

Enclosed Switches

sälzer



Product lines
H200-A/-B

Enclosed switch

Insulated enclosure
175 x 115 x 100 mm

with cover interlock
in ON position

with N/PE connection link

Cable entries

4 x M20/M25

710V1 (IP66)

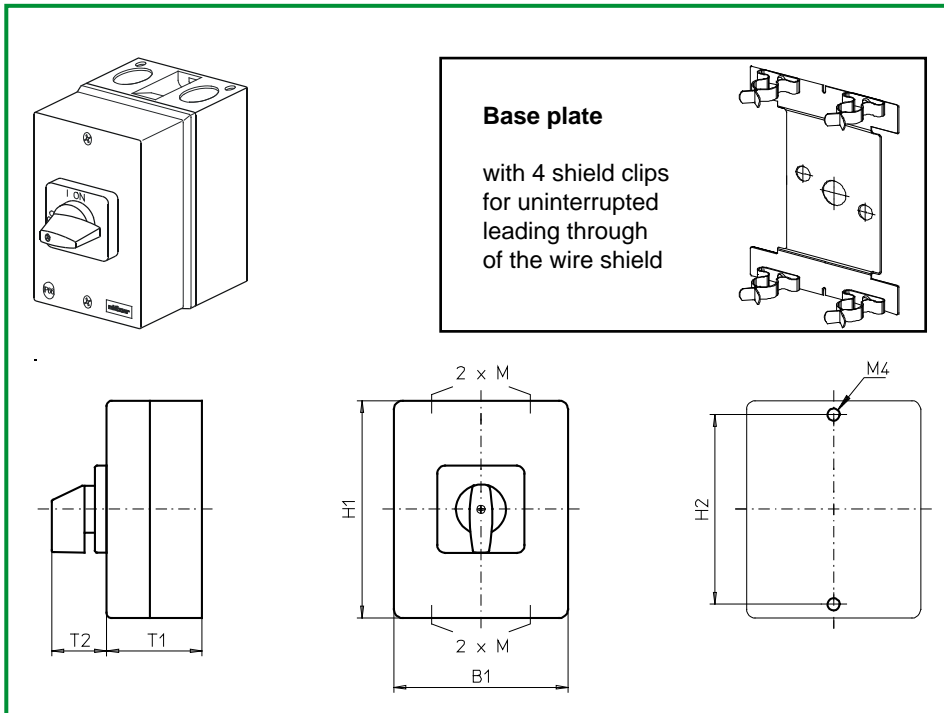
710V4 (IP66)

Complete switch	Poles	Product lines	Rated data (IEC 60947)			Order code number
			Operational current I _e	Operational power at 380–440V		
			AC-21A A	AC-23A kW	AC-3 kW	
Main Switches OFF position padlockable 09h	3 ... 4	H200-A	20	5,5	3,7	H216 - 41 ... - 710V1
			25	7,5	5,5	H220 - 41 ... - 710V1
			32	11	7,5	H226 - 41 ... - 710V1
			40	15	11	H233 - 41 ... - 710V1
	3 ... 4	H200-B	63	22	18,5	H263 - 41 ... - 710V1
Main/Emergency-Off Switches OFF position padlockable 09h	3 ... 4	H200-A	20	5,5	3,7	H216 - 41 ... - 710V4
			25	7,5	5,5	H220 - 41 ... - 710V4
			32	11	7,5	H226 - 41 ... - 710V4
			40	15	11	H233 - 41 ... - 710V4
	3 ... 4	H200-B	63	22	18,5	H263 - 41 ... - 710V4

SMD modules for basic switch A02		
Mounting form module for 710V1/710V4	H200-A	BFA2 - E7
Mounting form module for 710V1/710V4	H200-B	BFB2 - E7
Enclosure module, mounting form 710V1	H200-A/-B	PAH2 - 710V1
Enclosure module, mounting form 710V4	H200-A/-B	PAH2 - 710V4
Legend plate silver, enclosure module 710V1	H200-A/-B	FAS4 - 9... (FA number)
Legend plate yellow, enclosure module 710V4	H200-A/-B	FBS4 - 9... (FA number)

Dimensions (mm)						
Product lines	H1	B1	T1	T2	2xM	H2
H200-A	175	115	100	39	20/25	165
H200-B	175	115	100	39	20/25	165

Enclosed Switches



Product lines H200-A/-B

Insulated enclosure
175 × 115 × 100 mm

with cover interlock
in ON position

with N/PE connection link

Uninterrupted leading
through of the wire shield

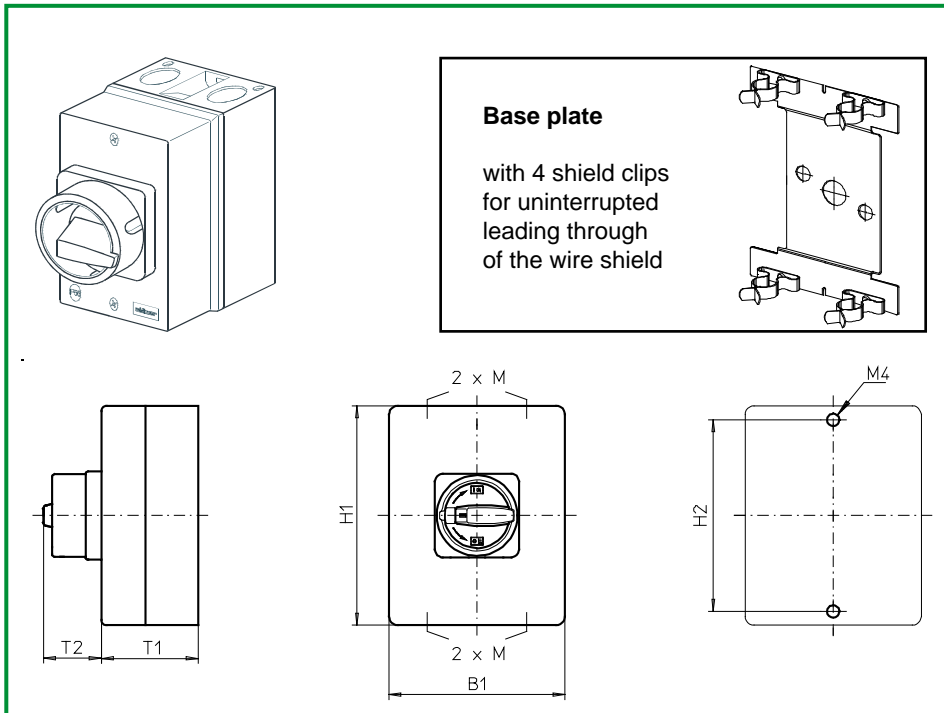
Cable entries

4 × M20/M25
4 × SKL Shield clip
for shield diameter 12–16 mm

716M1 (IP66)

Complete switch	Poles	Product lines	Rated data (IEC 60947)			Order code number
			Operational current I_e	Operational power at 380–440V		
			AC-21A A	AC-23A kW	AC-3 kW	
ON-OFF Switches Switching angle 90°	3 ... 4	H200-A	20	5,5	3,7	H216 - 41 ... - 716M1
			25	7,5	5,5	H220 - 41 ... - 716M1
			32	11	7,5	H226 - 41 ... - 716M1
	3 ... 4	H200-B	40	15	11	H233 - 41 ... - 716M1
			63	22	18,5	H263 - 41 ... - 716M1
SMD modules for basic switch A02						
Mounting form module for 716M1			H200-A			BFA2 - E7
Mounting form module for 716M1			H200-B			BFB2 - E7
Enclosure module, mounting form 716M1			H200-A/-B			PAH2 - 716M1
Legend plate silver, enclosure module 716M1			H200-A/-B			FAS4 - 9... (FA number)
Dimensions (mm)						
Product lines	H1	B1	T1	T2	2xM	H2
H200-A	175	115	100	39	20/25	165
H200-B	175	115	100	39	20/25	165

Enclosed Switches



Product lines H200-A/-B

Insulated enclosure 175 x 115 x 100 mm

with cover interlock
in ON position

with N/PE connection link

Uninterrupted leading
through of the wire shield

Cable entries

4 x M20/M25

4 x SKL Shield clip
for shield diameter 12–16 mm

715M1 (IP66)

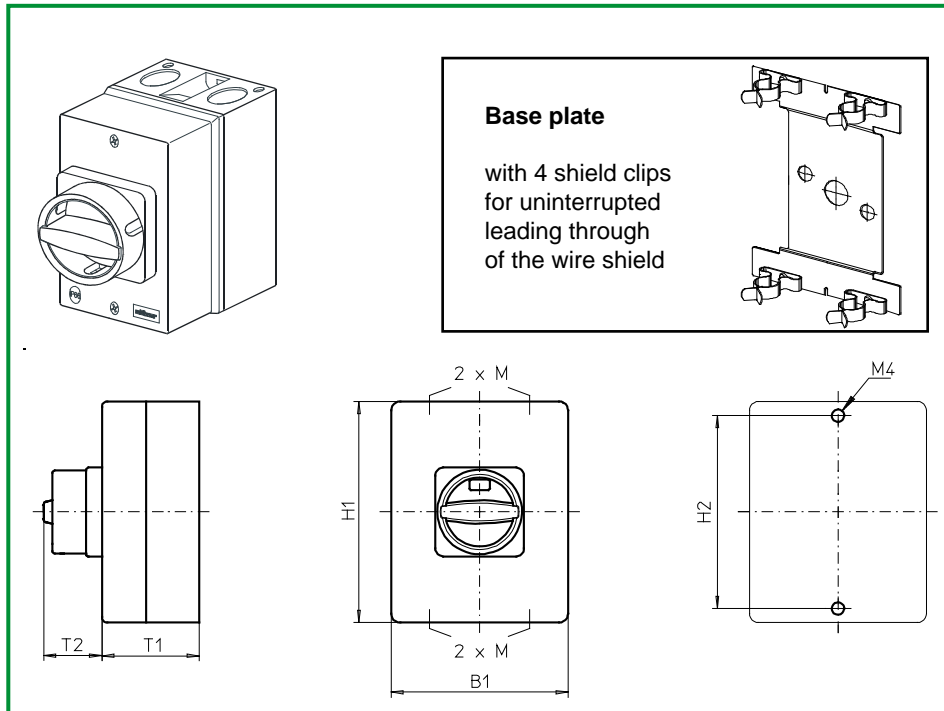
715M4 (IP66)

Complete switch	Poles	Product lines	Rated data (IEC 60947)			Order code number
			Operational current I_e	Operational power at 380–440V		
			AC-21A A	AC-23A kW	AC-3 kW	
Main Switches OFF position padlockable 09h	3 ... 4	H200-A	20	5,5	3,7	H216 - 41 ... - 715M1
			25	7,5	5,5	H220 - 41 ... - 715M1
			32	11	7,5	H226 - 41 ... - 715M1
			40	15	11	H233 - 41 ... - 715M1
	3 ... 4	H200-B	63	22	18,5	H263 - 41 ... - 715M1
Main/Emergency-Off Switches OFF position padlockable 09h	3 ... 4	H200-A	20	5,5	3,7	H216 - 41 ... - 715M4
			25	7,5	5,5	H220 - 41 ... - 715M4
			32	11	7,5	H226 - 41 ... - 715M4
			40	15	11	H233 - 41 ... - 715M4
	3 ... 4	H200-B	63	22	18,5	H263 - 41 ... - 715M4

SMD modules for basic switch A02		
Mounting form module for 715M1/715M4	H200-A	BFA2 - E7
Mounting form module for 715M1/715M4	H200-B	BFB2 - E7
Enclosure module, mounting form 715M1	H200-A/-B	PAH2 - 715M1
Enclosure module, mounting form 715M4	H200-A/-B	PAH2 - 715M4

Dimensions (mm)						
Product lines	H1	B1	T1	T2	2xM	H2
H200-A	175	115	100	38	20/25	165
H200-B	175	115	100	38	20/25	165

Enclosed Switches



Product lines H200-A/-B

Insulated enclosure
175 x 115 x 100 mm

with cover interlock
in ON position

with N/PE connection link

Uninterrupted leading
through of the wire shield

Cable entries

4 x M20/M25
4 x SKL Shield clip
for shield diameter 12–16 mm

715N1 (IP66)

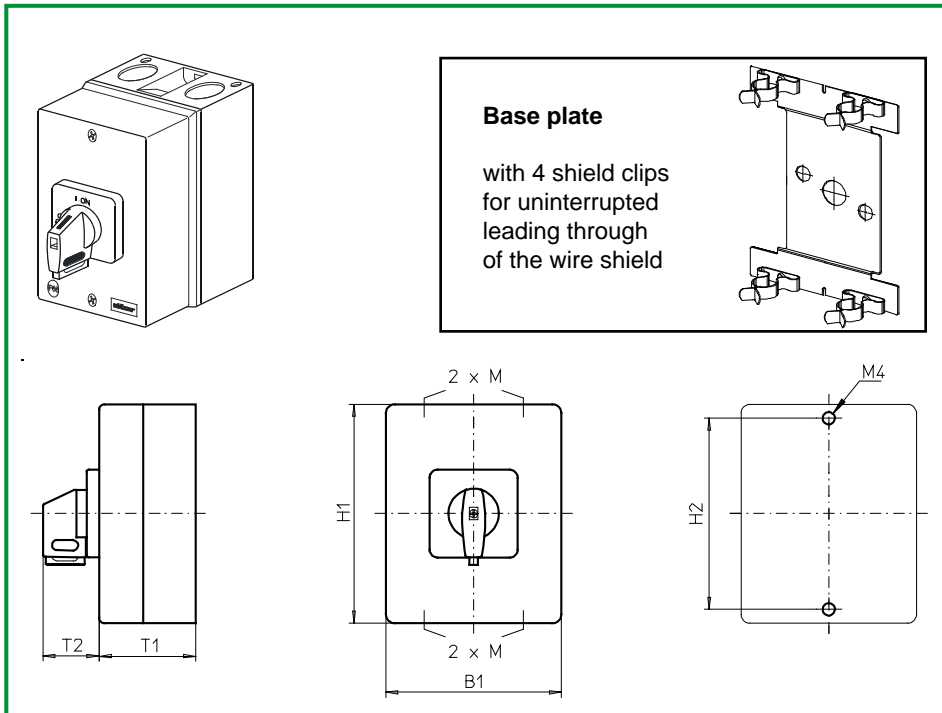
715N4 (IP66)

Complete switch	Poles	Product lines	Rated data (IEC 60947)			Order code number
			Operational current I_e	Operational power at 380–440V		
			AC-21A A	AC-23A kW	AC-3 kW	
Main Switches OFF position padlockable 12h	3 ... 4	H200-A	20	5,5	3,7	H216 - 41 ... - 715N1
			25	7,5	5,5	H220 - 41 ... - 715N1
			32	11	7,5	H226 - 41 ... - 715N1
			40	15	11	H233 - 41 ... - 715N1
	3 ... 4	H200-B	63	22	18,5	H263 - 41 ... - 715N1
Main/Emergency-Off Switches OFF position padlockable 12h	3 ... 4	H200-A	20	5,5	3,7	H216 - 41 ... - 715N4
			25	7,5	5,5	H220 - 41 ... - 715N4
			32	11	7,5	H226 - 41 ... - 715N4
			40	15	11	H233 - 41 ... - 715N4
	3 ... 4	H200-B	63	22	18,5	H263 - 41 ... - 715N4

SMD modules for basic switch A02		
Mounting form module for 715N1/715N4	H200-A	BFA2 - E7
Mounting form module for 715N1/715N4	H200-B	BFB2 - E7
Enclosure module, mounting form 715N1	H200-A/-B	PAH2 - 715N1
Enclosure module, mounting form 715N4	H200-A/-B	PAH2 - 715N4

Dimensions (mm)						
Product lines	H1	B1	T1	T2	2xM	H2
H200-A	175	115	100	33	20/25	165
H200-B	175	115	100	33	20/25	165

Enclosed Switches



Product lines H200-A/-B

Insulated enclosure 175 x 115 x 100 mm

with cover interlock
in ON position

with N/PE connection link

Uninterrupted leading
through of the wire shield

Cable entries

4 x M20/M25

4 x SKL Shield clip
for shield diameter 12–16 mm

715V1 (IP66)

715V4 (IP66)

Complete switch	Poles	Product lines	Rated data (IEC 60947)			Order code number
			Operational current I_e		Operational power at 380–440V	
			AC-21A A	AC-23A kW	AC-3 kW	
Main Switches OFF position padlockable 09h	3 ... 4	H200-A	20	5,5	3,7	H216 - 41 ... - 715V1
			25	7,5	5,5	H220 - 41 ... - 715V1
			32	11	7,5	H226 - 41 ... - 715V1
			40	15	11	H233 - 41 ... - 715V1
	3 ... 4	H200-B	63	22	18,5	H263 - 41 ... - 715V1
Main/Emergency-Off Switches OFF position padlockable 09h	3 ... 4	H200-A	20	5,5	3,7	H216 - 41 ... - 715V4
			25	7,5	5,5	H220 - 41 ... - 715V4
			32	11	7,5	H226 - 41 ... - 715V4
			40	15	11	H233 - 41 ... - 715V4
	3 ... 4	H200-B	63	22	18,5	H263 - 41 ... - 715V4

SMD modules for basic switch A02		
Mounting form module for 715V1/715V4	H200-A	BFA2 - E7
Mounting form module for 715V1/715V4	H200-B	BFB2 - E7
Enclosure module, mounting form 715V1	H200-A/-B	PAH2 - 715V1
Enclosure module, mounting form 715V4	H200-A/-B	PAH2 - 715V4
Legend plate silver, enclosure module 715V1	H200-A/-B	FAS4 - 9... (FA number)
Legend plate yellow, enclosure module 715V4	H200-A/-B	FBS4 - 9... (FA number)

Dimensions (mm)						
Product lines	H1	B1	T1	T2	2xM	H2
H200-A	175	115	100	39	20/25	165
H200-B	175	115	100	39	20/25	165

Enclosed Switches

sälzer

**Product line
H200-D**

Enclosed switch

Insulated enclosure
175 × 115 × 100 mm

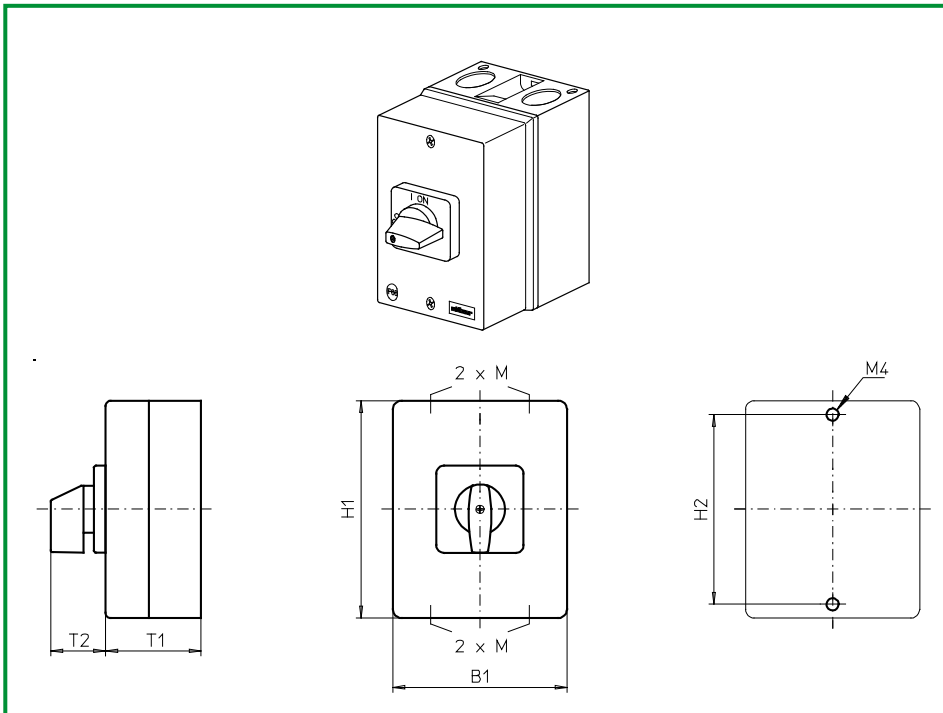
with cover interlock
in ON position

with N/PE connection link

Cable entries

4 × M20/M25

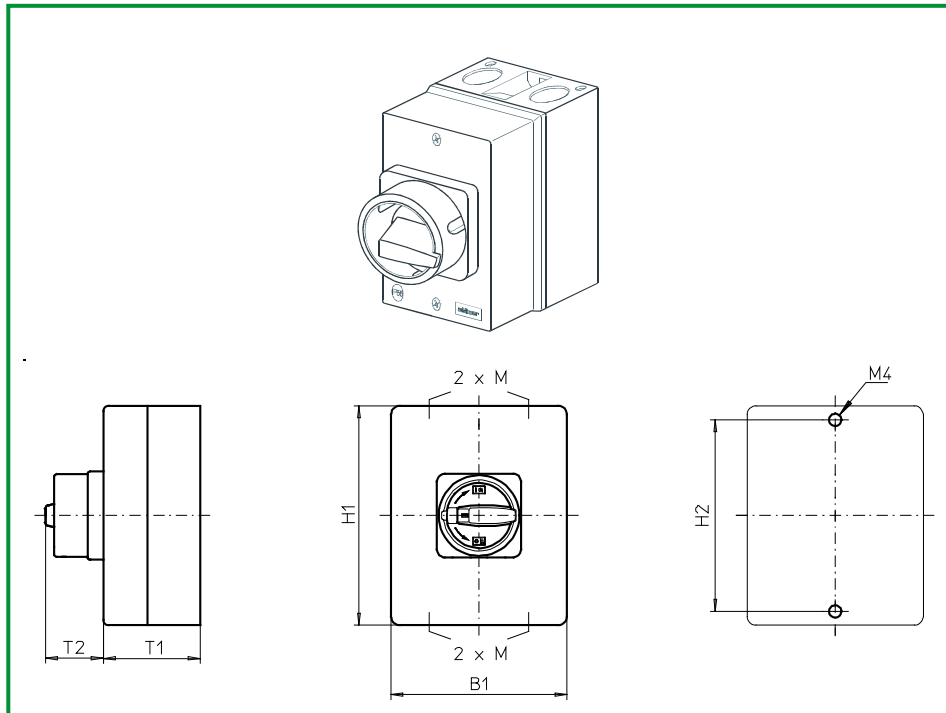
721M1 (IP66)



Complete switch	Poles	Product lines	Rated data (IEC 60947)			Order code number
			Operational current I _e	Operational power at 380–440V		
			AC-21A A	AC-23A kW	AC-3 kW	
ON-OFF Switches Switching angle 90°	6	H200-D	20	5,5	3,7	H216 - 41600 - 721M1
			25	7,5	5,5	H220 - 41600 - 721M1
			32	11	7,5	H226 - 41600 - 721M1
			40	15	11	H233 - 41600 - 721M1
SMD modules for basic switch A02						
Mounting form module for 721M.				H200-D		BFB2 - E7
Enclosure module, mounting form 721M1				H200-D		PAH2 - 721M1
Legend plate silver, enclosure module 721M1				H200-D		FAS4 - 9... (FA number)
Dimensions (mm)						
Product line	H1	B1	T1	T2	2xM	H2
H200-D	175	115	100	39	20/25	165

Enclosed Switches

sälzer



Product line
H200-D

Enclosed switch

Insulated enclosure
175 x 115 x 100 mm

with cover interlock
in ON position

with N/PE connection link

Cable entries

4 x M20/M25

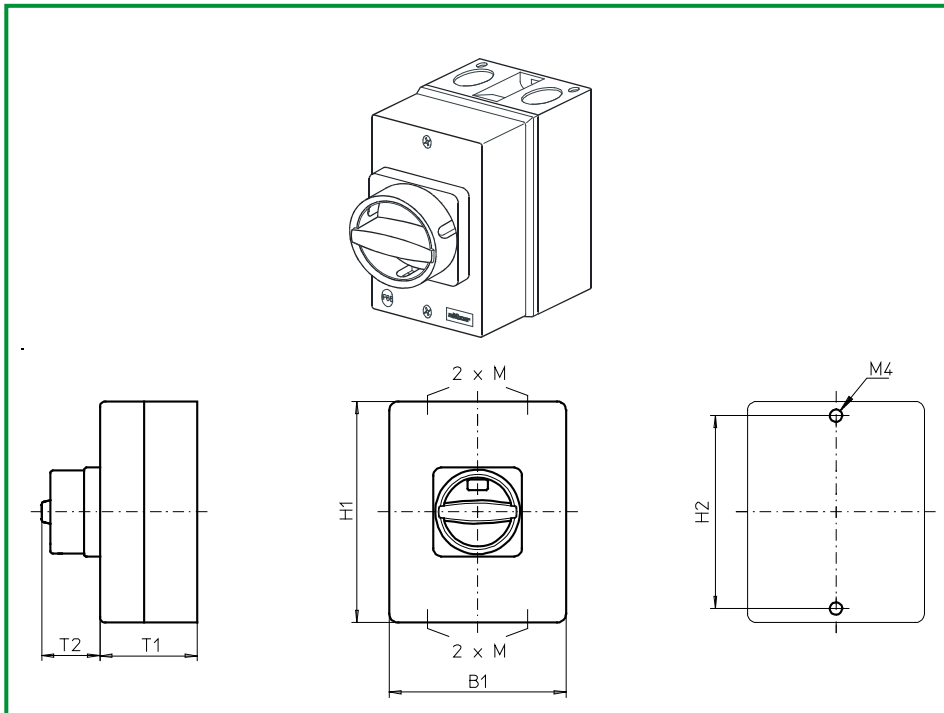
720M1 (IP66)

720M4 (IP66)

Complete switch	Poles	Product lines	Rated data (IEC 60947)			Order code number
			Operational current I _e	Operational power at 380–440V		
			AC-21A A	AC-23A kW	AC-3 kW	
Main Switches OFF position padlockable 09h	6	H200-D	20	5,5	3,7	H216 - 41600 - 720M1
			25	7,5	5,5	H220 - 41600 - 720M1
			32	11	7,5	H226 - 41600 - 720M1
			40	15	11	H233 - 41600 - 720M1
Main/Emergency-Off Switches OFF position padlockable 09h	6	H200-D	20	5,5	3,7	H216 - 41600 - 720M4
			25	7,5	5,5	H220 - 41600 - 720M4
			32	11	7,5	H226 - 41600 - 720M4
			40	15	11	H233 - 41600 - 720M4
SMD modules for basic switch A02						
Mounting form module for 720M.			H200-D		BFB2 - E7	
Enclosure module, mounting form 720M1			H200-D		PAH2 - 720M1	
Enclosure module, mounting form 720M4			H200-D		PAH2 - 720M4	
Dimensions (mm)						
Product line	H1	B1	T1	T2	2xM	H2
H200-D	175	115	100	38	20/25	165

Enclosed Switches

sälzer



Product line
H200-D

Enclosed switch

Insulated enclosure
175 x 115 x 100 mm

with cover interlock
in ON position

with N/PE connection link

Cable entries

4 x M20/M25

720N1 (IP66)

720N4 (IP66)

Complete switch	Poles	Product lines	Rated data (IEC 60947)			Order code number
			Operational current I _e	Operational power at 380–440V		
			AC-21A A	AC-23A kW	AC-3 kW	
Main Switches OFF position padlockable 12h	6	H200-D	20	5,5	3,7	H216 - 41600 - 720N1
			25	7,5	5,5	H220 - 41600 - 720N1
			32	11	7,5	H226 - 41600 - 720N1
			40	15	11	H233 - 41600 - 720N1
Main/Emergency-Off Switches OFF position padlockable 12h	6	H200-D	20	5,5	3,7	H216 - 41600 - 720N4
			25	7,5	5,5	H220 - 41600 - 720N4
			32	11	7,5	H226 - 41600 - 720N4
			40	15	11	H233 - 41600 - 720N4
SMD modules for basic switch A02						
Mounting form module for 720N.			H200-D		BFB2 - E7	
Enclosure module, mounting form 720N1			H200-D		PAH2 - 720N1	
Enclosure module, mounting form 720N4			H200-D		PAH2 - 720N4	
Dimensions (mm)						
Product line	H1	B1	T1	T2	2xM	H2
H200-D	175	115	100	33	20/25	165

Enclosed Switches

sälzer

Product line
H200-D

Enclosed switch

Insulated enclosure
175 x 115 x 100 mm

with cover interlock
in ON position

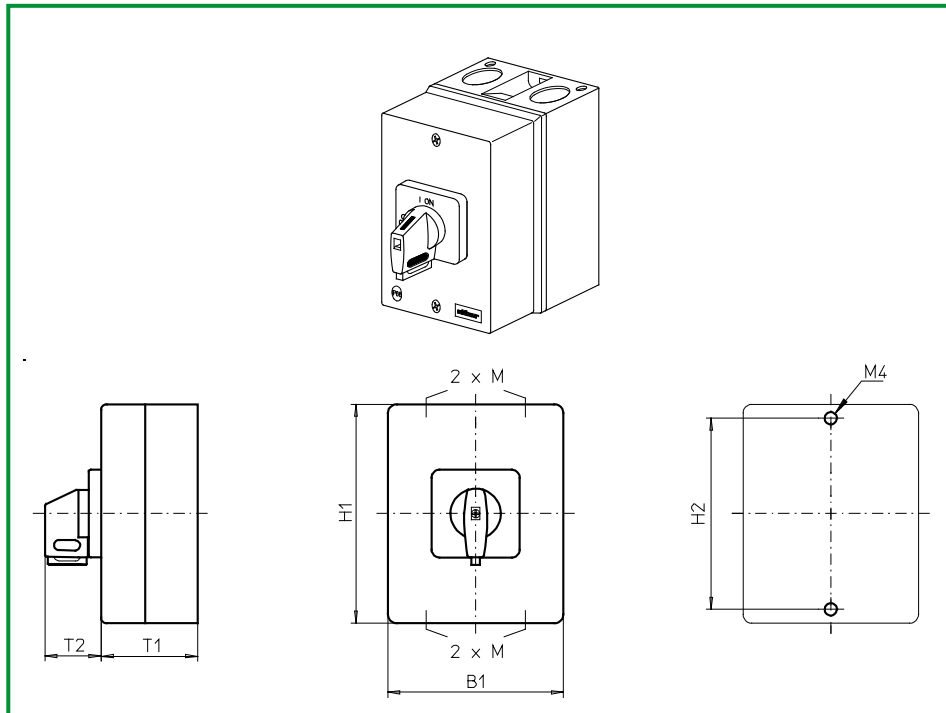
with N/PE connection link

Cable entries

4 x M20/M25

720V1 (IP66)

720V4 (IP66)



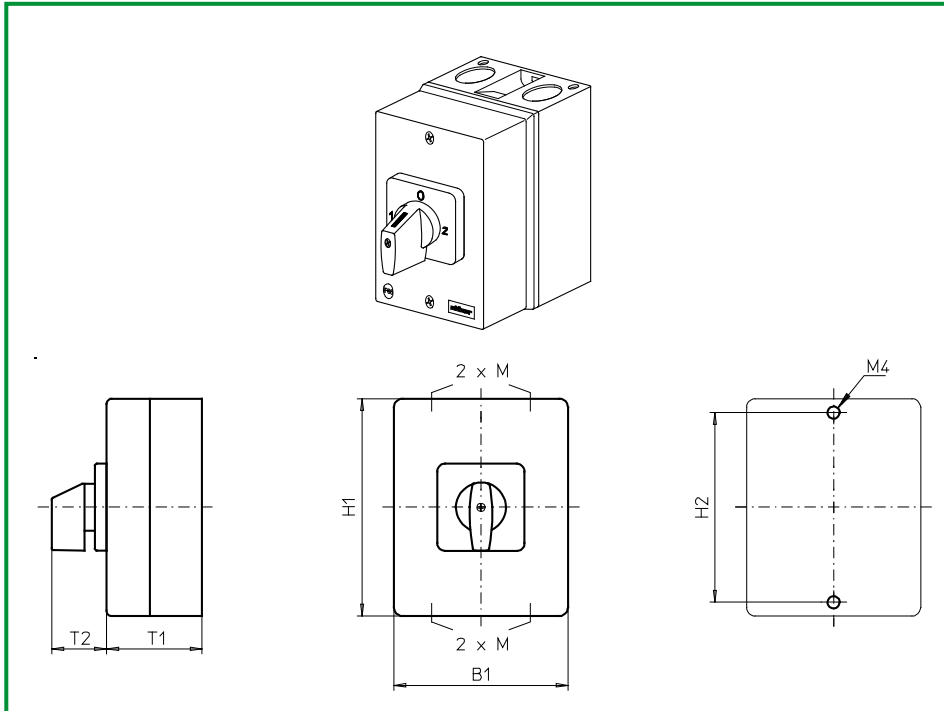
Complete switch	Poles	Product lines	Rated data (IEC 60947)			Order code number
			Operational current I _e	Operational power at 380–440V		
			AC-21A A	AC-23A kW	AC-3 kW	
Main Switches OFF position padlockable 09h	6	H200-D	20	5,5	3,7	H216 - 41600 - 720V1
			25	7,5	5,5	H220 - 41600 - 720V1
			32	11	7,5	H226 - 41600 - 720V1
			40	15	11	H233 - 41600 - 720V1
Main/Emergency-Off Switches OFF position padlockable 09h	6	H200-D	20	5,5	3,7	H216 - 41600 - 720V4
			25	7,5	5,5	H220 - 41600 - 720V4
			32	11	7,5	H226 - 41600 - 720V4
			40	15	11	H233 - 41600 - 720V4

SMD modules for basic switch A02		
Mounting form module for 720V.	H200-D	BFB2 - E7
Enclosure module, mounting form 720V1	H200-D	PAH2 - 720V1
Enclosure module, mounting form 720V4	H200-D	PAH2 - 720V4
Legend plate silver, enclosure module 720V1	H200-D	FAS4 - 9... (FA number)
Legend plate yellow, enclosure module 720V4	H200-D	FBS4 - 9... (FA number)

Dimensions (mm)						
Product line	H1	B1	T1	T2	2xM	H2
H200-D	175	115	100	39	20/25	165

Enclosed Switches

sälzer



Product line
H200-E

Enclosed switch

Insulated enclosure

175 x 115 x 100 mm
Cover interlock
in position 1 and 2
with N/PE connection link

Cable entries

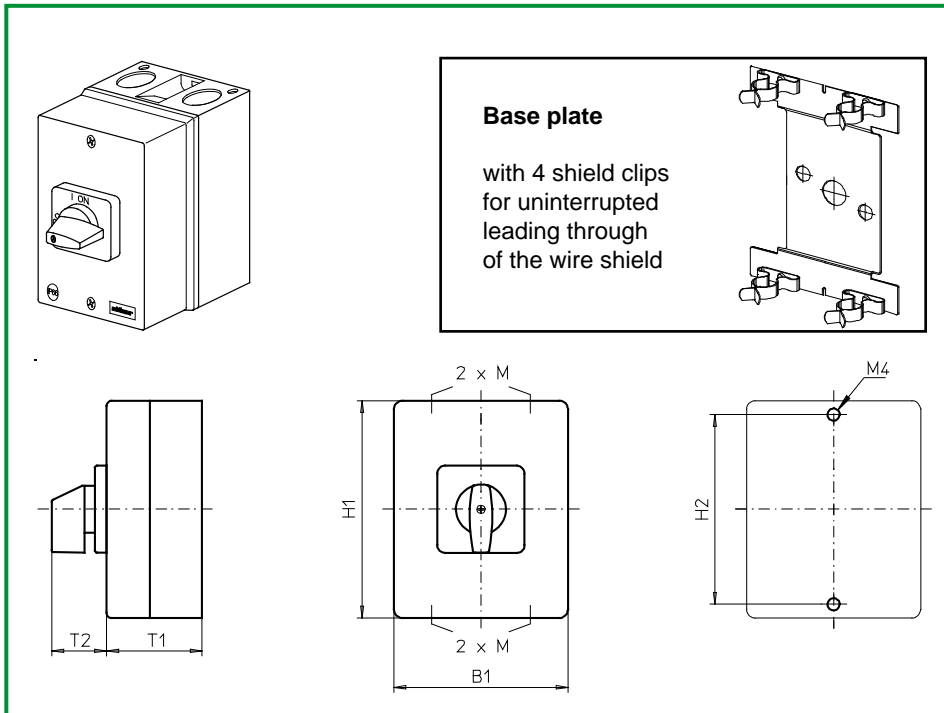
4 x M20/M25

722M1 (IP66)

Complete switch	Poles	Product lines	Rated data (IEC 60947)			Order code number
			Operational current I _e	Operational power at 380–440V		
			AC-21A A	AC-23A kW	AC-3 kW	
Changeover with OFF Switching angle 90°	3	H200-E	20	5,5	3,7	H216 - 71300 - 722M1
			25	7,5	5,5	H220 - 71300 - 722M1
			32	11	7,5	H226 - 71300 - 722M1
			40	15	11	H233 - 71300 - 722M1
SMD modules for basic switch A02						
Mounting form module for 722M1				H200-E		BFB2 - E7
Enclosure module, mounting form 722M1				H200-E		PAH2 - 722M1
Legend plate silver, enclosure module 722M1				H200-E		FAS4 - 9... (FA number)
Dimensions (mm)						
Product line	H1	B1	T1	T2	2xM	H2
H200-E	175	115	100	39	20/25	165

Enclosed Switches

sälzer



Product line
H200-D

Insulated enclosure

175 x 115 x 100 mm

with cover interlock
in ON position

with N/PE connection link

Uninterrupted leading
through of the wire shield

Cable entries

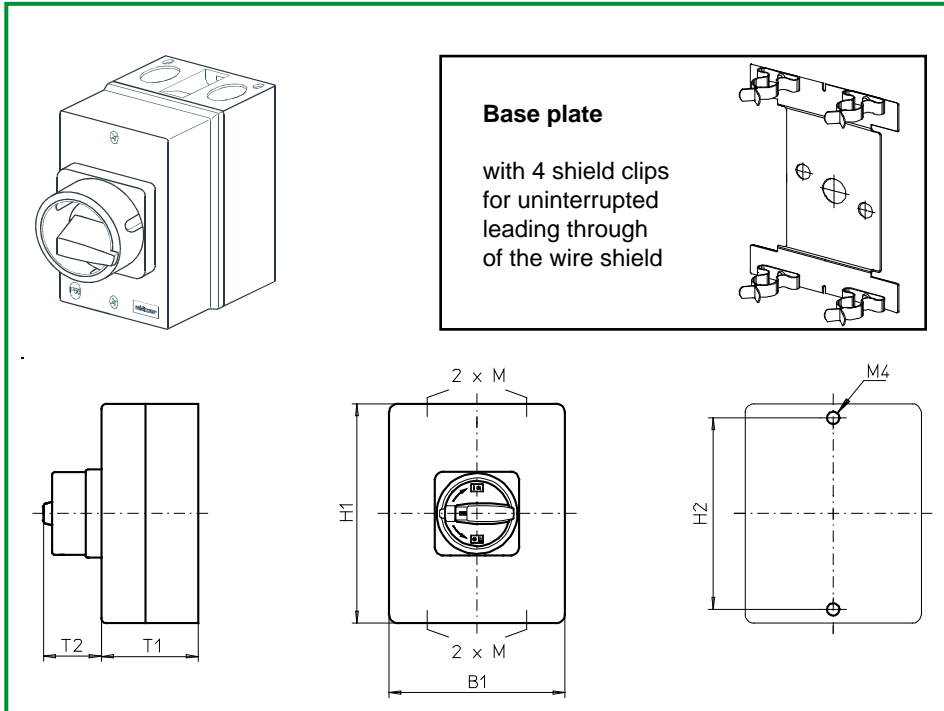
4 x M20/M25

4 x SKL Shield clip
for shield diameter 12–16 mm

726M1 (IP66)

Complete switch	Poles	Product lines	Rated data (IEC 60947)			Order code number
			Operational current I _e	Operational power at 380–440V		
			AC-21A A	AC-23A kW	AC-3 kW	
ON-OFF Switches Switching angle 90°	6	H200-D	20	5,5	3,7	H216 - 41600 - 726M1
			25	7,5	5,5	H220 - 41600 - 726M1
			32	11	7,5	H226 - 41600 - 726M1
			40	15	11	H233 - 41600 - 726M1
SMD modules for basic switch A02						
Mounting form module for 726M.			H200-D		BFB2 - E7	
Enclosure module, mounting form 726M1			H200-D		PAH2 - 726M1	
Legend plate silver, enclosure module 726M1			H200-D		FAS4 - 9... (FA number)	
Dimensions (mm)						
Product line	H1	B1	T1	T2	2xM	H2
H200-D	175	115	100	39	20/25	165

Enclosed Switches



Product line H200-D

Insulated enclosure

175 x 115 x 100 mm

with cover interlock
in ON position

with N/PE connection link

Uninterrupted leading
through of the wire shield

Cable entries

4 x M20/M25

4 x SKL Shield clip
for shield diameter 12–16 mm

725M1 (IP66)

725M4 (IP66)

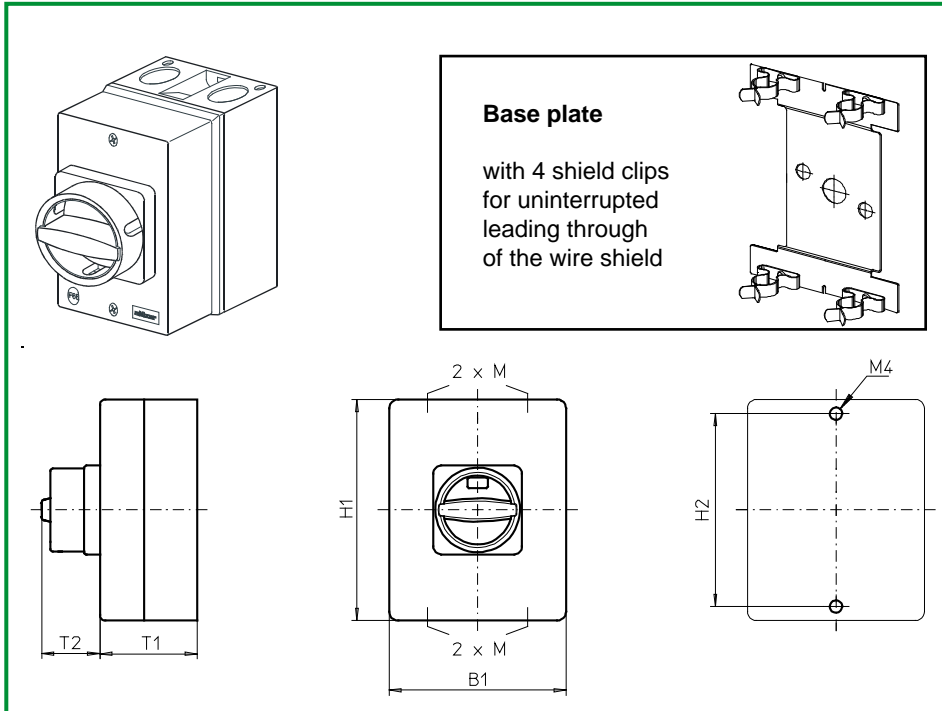
Complete switch	Poles	Product lines	Rated data (IEC 60947)			Order code number
			Operational current I_e	Operational power at 380–440V		
			AC-21A A	AC-23A kW	AC-3 kW	
Main Switches OFF position padlockable 09h	6	H200-D	20	5,5	3,7	H216 - 41600 - 725M1
			25	7,5	5,5	H220 - 41600 - 725M1
			32	11	7,5	H226 - 41600 - 725M1
			40	15	11	H233 - 41600 - 725M1
Main/Emergency-Off Switches OFF position padlockable 09h	6	H200-D	20	5,5	3,7	H216 - 41600 - 725M4
			25	7,5	5,5	H220 - 41600 - 725M4
			32	11	7,5	H226 - 41600 - 725M4
			40	15	11	H233 - 41600 - 725M4

SMD modules for basic switch A02			
Mounting form module for 725M.		H200-D	BFB2 - E7
Enclosure module, mounting form 725M1		H200-D	PAH2 - 725M1
Enclosure module, mounting form 725M4		H200-D	PAH2 - 725M4

Dimensions (mm)						
Product line	H1	B1	T1	T2	2xM	H2
H200-D	175	115	100	38	20/25	165

Enclosed Switches

sälzer



**Product line
H200-D**

Insulated enclosure

175 x 115 x 100 mm

with cover interlock
in ON position

with N/PE connection link

Uninterrupted leading
through of the wire shield

Cable entries

4 x M20/M25

4 x SKL Shield clip
for shield diameter 12–16 mm

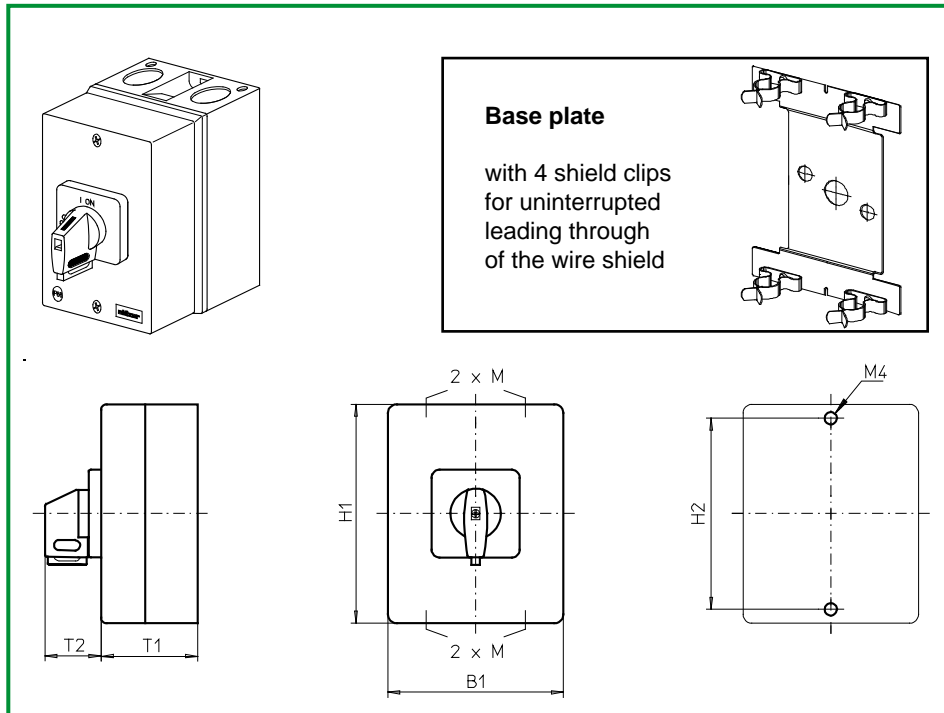
725N1 (IP66)

725N4 (IP66)

Complete switch	Poles	Product lines	Rated data (IEC 60947)			Order code number
			Operational current I _e	Operational power at 380–440V		
			AC-21A A	AC-23A kW	AC-3 kW	
Main Switches OFF position padlockable 12h	6	H200-D	20	5,5	3,7	H216 - 41600 - 725N1
			25	7,5	5,5	H220 - 41600 - 725N1
			32	11	7,5	H226 - 41600 - 725N1
			40	15	11	H233 - 41600 - 725N1
Main/Emergency-Off Switches OFF position padlockable 12h	6	H200-D	20	5,5	3,7	H216 - 41600 - 725N4
			25	7,5	5,5	H220 - 41600 - 725N4
			32	11	7,5	H226 - 41600 - 725N4
			40	15	11	H233 - 41600 - 725N4
SMD modules for basic switch A02						
Mounting form module for 725N.			H200-D			BFB2 - E7
Enclosure module, mounting form 725N1			H200-D			PAH2 - 725N1
Enclosure module, mounting form 725N4			H200-D			PAH2 - 725N4
Dimensions (mm)						
Product line	H1	B1	T1	T2	2xM	H2
H200-D	175	115	100	33	20/25	165

Enclosed Switches

sälzer



Product line H200-D

Insulated enclosure

175 x 115 x 100 mm

with cover interlock
in ON position

with N/PE connection link

Uninterrupted leading
through of the wire shield

Cable entries

4 x M20/M25

4 x SKL Shield clip
for shield diameter 12–16 mm

725V1 (IP66)

725V4 (IP66)

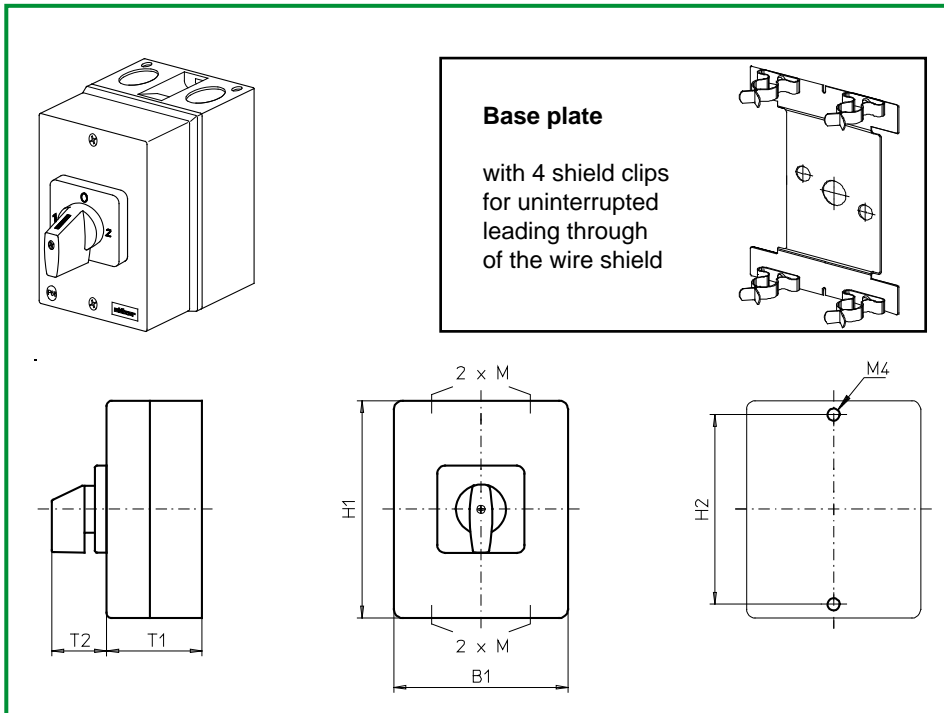
Complete switch	Poles	Product lines	Rated data (IEC 60947)			Order code number
			Operational current I_e	Operational power at 380–440V		
			AC-21A A	AC-23A kW	AC-3 kW	
Main Switches OFF position padlockable 09h	6	H200-D	20	5,5	3,7	H216 - 41600 - 725V1
			25	7,5	5,5	H220 - 41600 - 725V1
			32	11	7,5	H226 - 41600 - 725V1
			40	15	11	H233 - 41600 - 725V1
Main/Emergency-Off Switches OFF position padlockable 09h	6	H200-D	20	5,5	3,7	H216 - 41600 - 725V4
			25	7,5	5,5	H220 - 41600 - 725V4
			32	11	7,5	H226 - 41600 - 725V4
			40	15	11	H233 - 41600 - 725V4

SMD modules for basic switch A02		
Mounting form module for 725V.	H200-D	BFB2 - E7
Enclosure module, mounting form 725V1	H200-D	PAH2 - 725V1
Enclosure module, mounting form 725V4	H200-D	PAH2 - 725V4
Legend plate silver, enclosure module 725V1	H200-D	FAS4 - 9... (FA number)
Legend plate yellow, enclosure module 725V4	H200-D	FBS4 - 9... (FA number)

Dimensions (mm)						
Product line	H1	B1	T1	T2	2xM	H2
H200-D	175	115	100	39	20/25	165

Enclosed Switches

sälzer



Product line
H200-E

Insulated enclosure
175 x 115 x 100 mm

Cover interlock
in position 1 and 2

Uninterrupted leading
through of the wire shield
with N/PE connection link

Cable entries
4 x M20/M25
4 x SKL Shield clip
for shield diameter 12–16 mm

727M1 (IP66)

Complete switch	Poles	Product lines	Rated data (IEC 60947)			Order code number
			Operational current I _e	Operational power at 380–440V		
			AC-21A A	AC-23A kW	AC-3 kW	
Changeover with OFF Switching angle 90°	3	H200-E	20	5,5	3,7	H216 - 71300 - 727M1
			25	7,5	5,5	H220 - 71300 - 727M1
			32	11	7,5	H226 - 71300 - 727M1
			40	15	11	H233 - 71300 - 727M1
SMD modules for basic switch A02						
Mounting form module for 727M1				H200-E		BFB2 - E7
Enclosure module, mounting form 727M1				H200-E		PAH2 - 727M1
Legend plate silver, enclosure module 727M1				H200-E		FAS4 - 9... (FA number)
Dimensions (mm)						
Product line	H1	B1	T1	T2	2xM	H2
H200-E	175	115	100	39	20/25	165

Enclosed Switches

sälzer

Product lines
H200-A/-B

Enclosed switch

Insulated enclosure

175 × 115 × 100 mm
with cover interlock
in ON position

with N/PE connection link

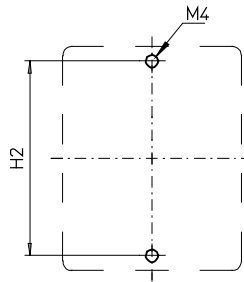
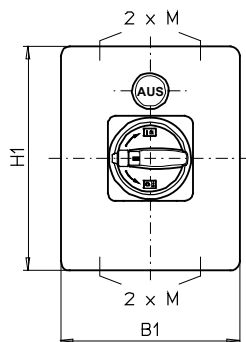
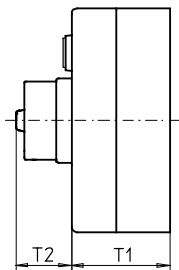
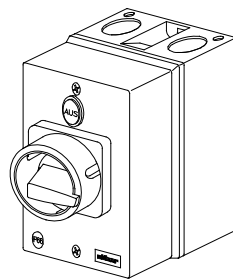
LED pilot light white
"OFF", LED for 230 VAC

Cable entries

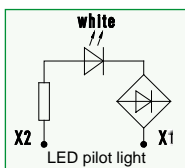
4 × M20/M25

750M1 (IP66)

750M4 (IP66)



Complete switch	Poles	Product lines	Rated data (IEC 60947)			Order code number
			Operational current I _e	Operational power at 380–440V		
			AC-21A A	AC-23A kW	AC-3 kW	
Main Switches OFF position padlockable 09h	3 ... 4	H200-A	20	5,5	3,7	H216 - 41 ... - 750M1
			25	7,5	5,5	H220 - 41 ... - 750M1
			32	11	7,5	H226 - 41 ... - 750M1
			40	15	11	H233 - 41 ... - 750M1
	3 ... 4	H200-B	63	22	18,5	H263 - 41 ... - 750M1
Main/Emergency-Off Switches OFF position padlockable 09h	3 ... 4	H200-A	20	5,5	3,7	H216 - 41 ... - 750M4
			25	7,5	5,5	H220 - 41 ... - 750M4
			32	11	7,5	H226 - 41 ... - 750M4
			40	15	11	H233 - 41 ... - 750M4
	3 ... 4	H200-B	63	22	18,5	H263 - 41 ... - 750M4



Note: For 3-pole switches uses the switching programmes 41311, 41322 and 41331, for 4-pole switches use the switching programme 41411.
The auxiliary contact 21-22 (1 n/c) is reserved for the LES pilot light showing the OFF position of the main contacts.

SMD modules for basic switch A02

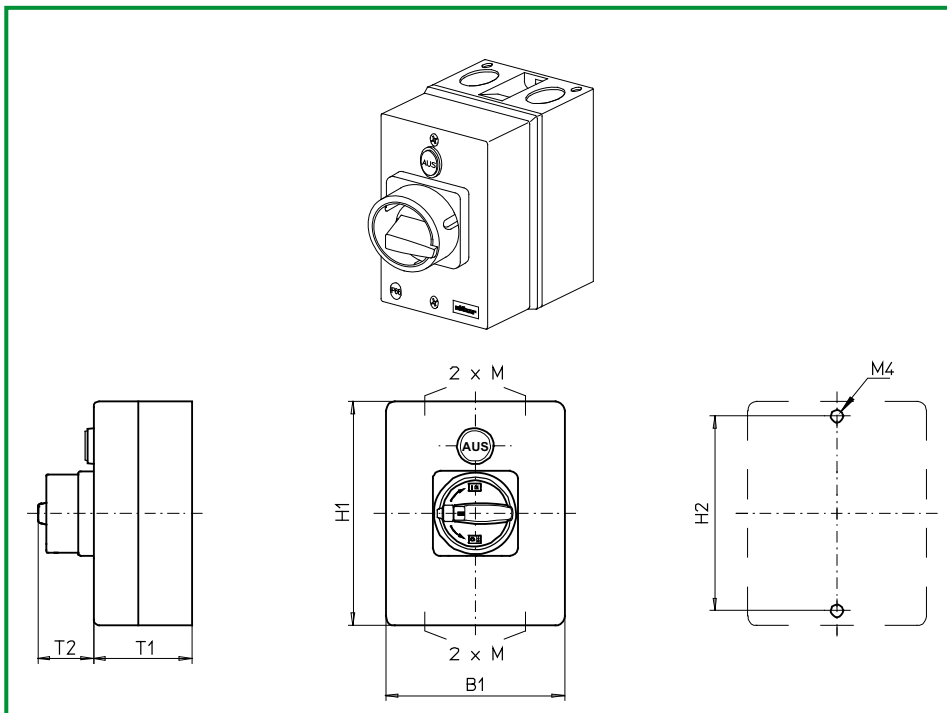
Mounting form module for 750M1/750M4	H200-A	BFA2 - E7
Mounting form module for 750M1/750M4	H200-B	BFB2 - E7
Enclosure module, mounting form 750M1	H200-A/-B	PAH2 - 750M1
Enclosure module, mounting form 750M4	H200-A/-B	PAH2 - 750M4

Dimensions (mm)

Product lines	H1	B1	T1	T2	2xM	H2
H200-A	175	115	100	38	20/25	165
H200-B	175	115	100	38	20/25	165

Enclosed Switches

sälzer



Product lines
H200-A/-B

Enclosed switch

Insulated enclosure
175 x 115 x 100 mm

with cover interlock
in ON position

with N/PE connection link

LED pilot light white
"OFF", LED for 230 VAC

Cable entries
4 x M20/M25

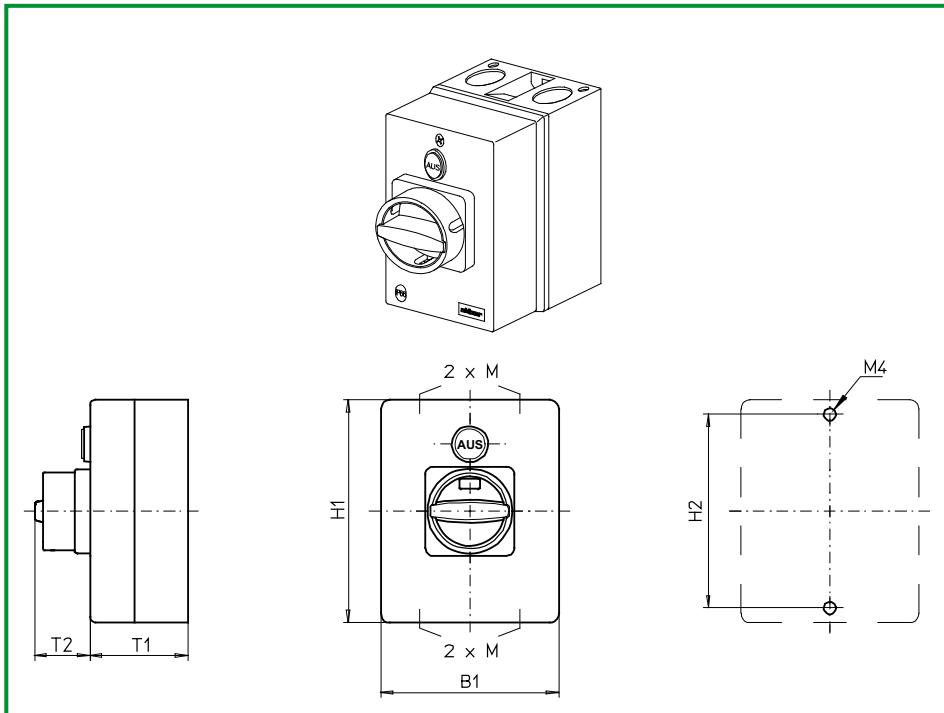
750M6 (IP66)

Complete switch	Poles	Product lines	Rated data (IEC 60947)			Order code number
			Operational current I_e	Operational power at 380–440V		
			AC-21A A	AC-23A kW	AC-3 kW	
Main Switches OFF position padlockable 09h	3 ... 4	H200-A	20	5,5	3,7	H216 - 41 ... - 750M6
			25	7,5	5,5	H220 - 41 ... - 750M6
			32	11	7,5	H226 - 41 ... - 750M6
			40	15	11	H233 - 41 ... - 750M6
	3 ... 4	H200-B	63	22	18,5	H263 - 41 ... - 750M6

Note: For 3-pole switches uses the switching programmes 41311, 41322 and 41331, for 4-pole switches use the switching programme 41411.
The auxiliary contact 21-22 (1 n/c) is reserved for the LES pilot light showing the OFF position of the main contacts.

SMD modules for basic switch A02		
Mounting form module for 750M6	H200-A	BFA2 - E7
Mounting form module for 750M6	H200-B	BFB2 - E7
Enclosure module, mounting form 750M6 Escutcheon grey, padlockable handle black	H200-A/-B	PAH2 - 750M6

Dimensions (mm)						
Product lines	H1	B1	T1	T2	2xM	H2
H200-A	175	115	100	38	20/25	165
H200-B	175	115	100	38	20/25	165



Product lines
H200-A/-B

Enclosed switch

Insulated enclosure
175 x 115 x 100 mm

with cover interlock
in ON position

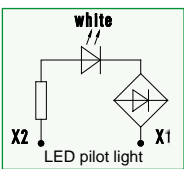
with N/PE connection link

LED pilot light white
"OFF", LED for 230 VAC

Cable entries
4 x M20/M25

750N1 (IP66)

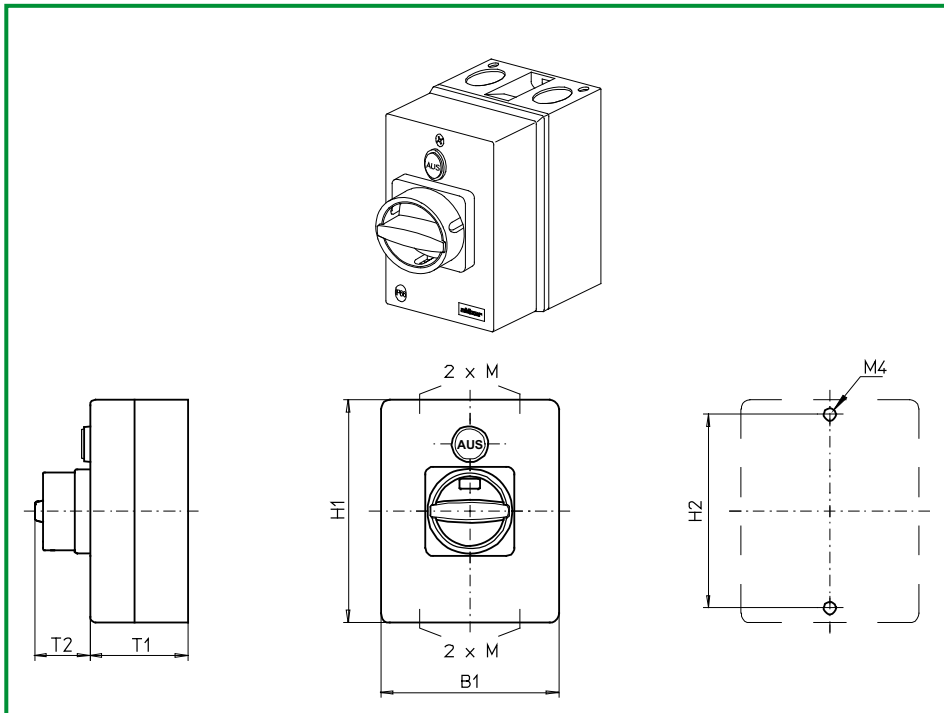
750N4 (IP66)

Complete switch	Poles	Product lines	Rated data (IEC 60947)			Order code number		
			Operational current I _e	Operational power at 380–440V				
			AC-21A A	AC-23A kW	AC-3 kW			
Main Switches OFF position padlockable 12h	3 ... 4	H200-A	20	5,5	3,7	H216 - 41 ... - 750N1		
			25	7,5	5,5	H220 - 41 ... - 750N1		
			32	11	7,5	H226 - 41 ... - 750N1		
			40	15	11	H233 - 41 ... - 750N1		
Main/Emergency-Off Switches OFF position padlockable 12h	3 ... 4	H200-B	63	22	18,5	H263 - 41 ... - 750N1		
			3 ... 4	H200-A	20	5,5	3,7	H216 - 41 ... - 750N4
					25	7,5	5,5	H220 - 41 ... - 750N4
					32	11	7,5	H226 - 41 ... - 750N4
40	15	11			H233 - 41 ... - 750N4			
	3 ... 4	H200-B	63	22	18,5	H263 - 41 ... - 750N4		

Note: For 3-pole switches uses the switching programmes 41311, 41322 and 41331, for 4-pole switches use the switching programme 41411.
The auxiliary contact 21-22 (1 n/c) is reserved for the LES pilot light showing the OFF position of the main contacts.

SMD modules for basic switch A02		
Mounting form module for 750N1/750N4	H200-A	BFA2 - E7
Mounting form module for 750N1/750N4	H200-B	BFB2 - E7
Enclosure module, mounting form 750N1	H200-A/-B	PAH2 - 750N1
Enclosure module, mounting form 750N4	H200-A/-B	PAH2 - 750N4

Dimensions (mm)						
Product lines	H1	B1	T1	T2	2xM	H2
H200-A	175	115	100	33	20/25	165
H200-B	175	115	100	33	20/25	165



Product lines
H200-A/-B

Enclosed switch

Insulated enclosure
175 x 115 x 100 mm

with cover interlock
in ON position

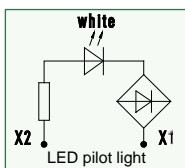
with N/PE connection link

LED pilot light white
"OFF", LED for 230 VAC

Cable entries
4 x M20/M25

750N6 (IP66)

Complete switch	Poles	Product lines	Rated data (IEC 60947)			Order code number
			Operational current I_e	Operational power at 380–440V		
			AC-21A A	AC-23A kW	AC-3 kW	
Main Switches OFF position padlockable 12h	3 ... 4	H200-A	20	5,5	3,7	H216 - 41 ... - 750N6
			25	7,5	5,5	H220 - 41 ... - 750N6
			32	11	7,5	H226 - 41 ... - 750N6
	3 ... 4	H200-B	40	15	11	H233 - 41 ... - 750N6
			63	22	18,5	H263 - 41 ... - 750N6



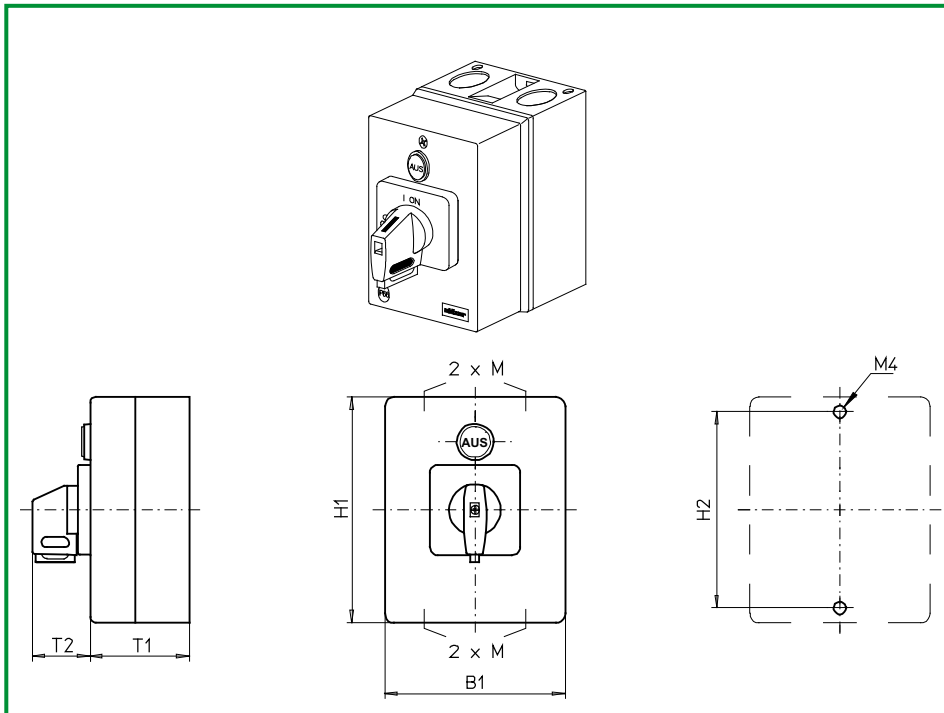
Note: For 3-pole switches uses the switching programmes 41311, 41322 and 41331, for 4-pole switches use the switching programme 41411.
The auxiliary contact 21-22 (1 n/c) is reserved for the LES pilot light showing the OFF position of the main contacts.

SMD modules for basic switch A02		
Mounting form module for 750N6	H200-A	BFA2 - E7
Mounting form module for 750N6	H200-B	BFB2 - E7
Enclosure module, mounting form 750N6 Escutcheon grey, padlockable handle black	H200-A/-B	PAH2 - 750N6

Dimensions (mm)						
Product lines	H1	B1	T1	T2	2xM	H2
H200-A	175	115	100	33	20/25	165
H200-B	175	115	100	33	20/25	165

Enclosed Switches

sälzer



Product lines
H200-A/-B

Enclosed switch

Insulated enclosure
175 x 115 x 100 mm

with cover interlock
in ON position

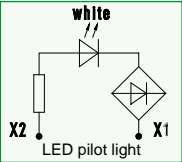
with N/PE connection link

LED pilot light white
"OFF", LED for 230 VAC

Cable entries
4 x M20/M25

750V1 (IP66)

750V4 (IP66)

Complete switch	Poles	Product lines	Rated data (IEC 60947)			Order code number		
			Operational current I _e	Operational power at 380–440V				
			AC-21A A	AC-23A kW	AC-3 kW			
Main Switches OFF position padlockable 09h	3 ... 4	H200-A	20	5,5	3,7	H216 - 41 ... - 750V1		
			25	7,5	5,5	H220 - 41 ... - 750V1		
			32	11	7,5	H226 - 41 ... - 750V1		
			40	15	11	H233 - 41 ... - 750V1		
Main/Emergency-Off Switches OFF position padlockable 09h	3 ... 4	H200-B	63	22	18,5	H263 - 41 ... - 750V1		
			3 ... 4	H200-A	20	5,5	3,7	H216 - 41 ... - 750V4
					25	7,5	5,5	H220 - 41 ... - 750V4
					32	11	7,5	H226 - 41 ... - 750V4
40	15	11			H233 - 41 ... - 750V4			
	3 ... 4	H200-B	63	22	18,5	H263 - 41 ... - 750V4		

Note: For 3-pole switches uses the switching programmes 41311, 41322 and 41331, for 4-pole switches use the switching programme 41411.
The auxiliary contact 21-22 (1 n/c) is reserved for the LES pilot light showing the OFF position of the main contacts.

SMD modules for basic switch A02		
Mounting form module for 750V1/750V4	H200-A	BFA2 - E7
Mounting form module for 750V1/750V4	H200-B	BFB2 - E7
Enclosure module, mounting form 750V1	H200-A/-B	PAH2 - 750V1
Enclosure module, mounting form 750V4	H200-A/-B	PAH2 - 750V4
Legend plate silver, enclosure module 750V1	H200-A/-B	FAS4 - 9... (FA number)
Legend plate yellow, enclosure module 750V4	H200-A/-B	FBS4 - 9... (FA number)

Dimensions (mm)						
Product lines	H1	B1	T1	T2	2xM	H2
H200-A	175	115	100	39	20/25	165
H200-B	175	115	100	39	20/25	165

Enclosed Switches

sälzer

**Product lines
H200-A/-B**

Enclosed switch

Insulated enclosure
175 x 115 x 100 mm

with cover interlock
in ON position

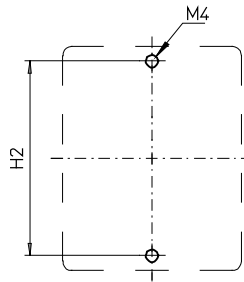
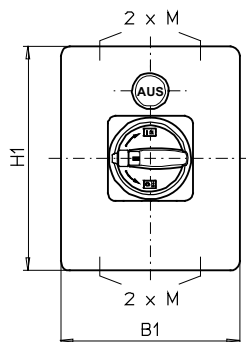
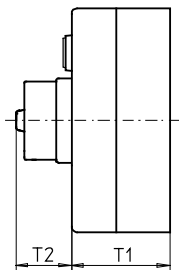
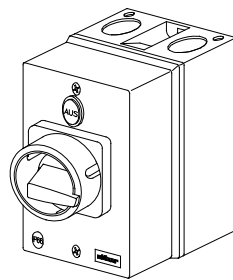
with N/PE connection link

LED pilot light white
"OFF", LED for 24 VDC

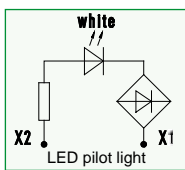
Cable entries
4 x M20/M25

755M1 (IP66)

755M4 (IP66)



Complete switch	Poles	Product lines	Rated data (IEC 60947)			Order code number
			Operational current I _e	Operational power at 380–440V		
			AC-21A A	AC-23A kW	AC-3 kW	
Main Switches OFF position padlockable 09h	3 ... 4	H200-A	20	5,5	3,7	H216 - 41 ... - 755M1
			25	7,5	5,5	H220 - 41 ... - 755M1
			32	11	7,5	H226 - 41 ... - 755M1
			40	15	11	H233 - 41 ... - 755M1
	3 ... 4	H200-B	63	22	18,5	H263 - 41 ... - 755M1
Main/Emergency-Off Switches OFF position padlockable 09h	3 ... 4	H200-A	20	5,5	3,7	H216 - 41 ... - 755M4
			25	7,5	5,5	H220 - 41 ... - 755M4
			32	11	7,5	H226 - 41 ... - 755M4
			40	15	11	H233 - 41 ... - 755M4
	3 ... 4	H200-B	63	22	18,5	H263 - 41 ... - 750M4



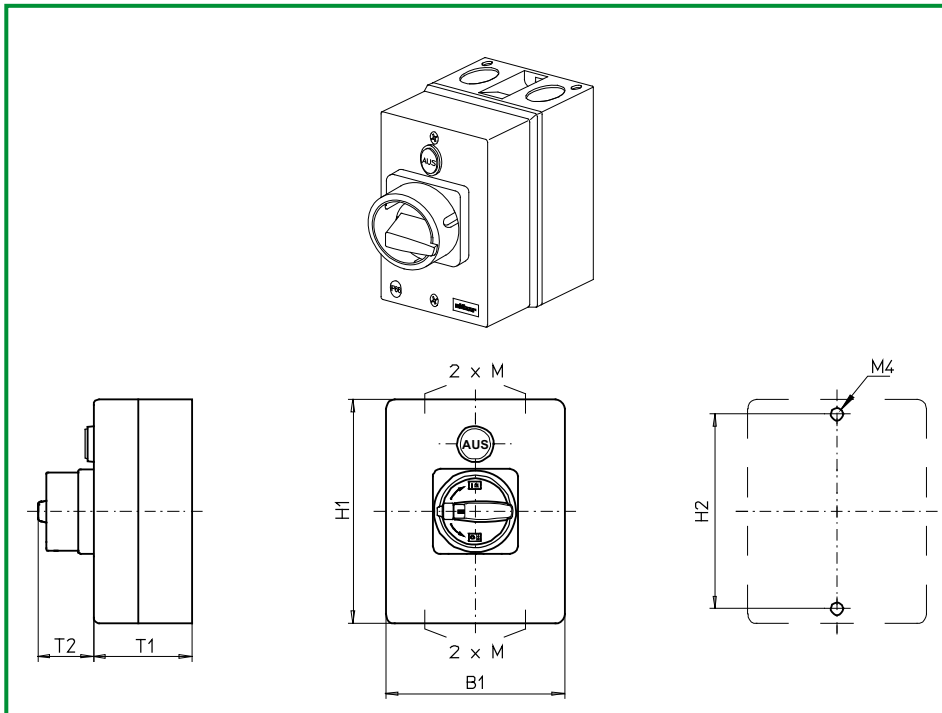
Note: For 3-pole switches uses the switching programmes 41311, 41322 and 41331, for 4-pole switches use the switching programme 41411.
The auxiliary contact 21-22 (1 n/c) is reserved for the LES pilot light showing the OFF position of the main contacts.

SMD modules for basic switch A02

Mounting form module for 755M1/755M4	H200-A	BFA2 - E7
Mounting form module for 755M1/755M4	H200-B	BFB2 - E7
Enclosure module, mounting form 755M1	H200-A/-B	PAH2 - 755M1
Enclosure module, mounting form 755M4	H200-A/-B	PAH2 - 755M4

Dimensions (mm)

Product lines	H1	B1	T1	T2	2xM	H2
H200-A	175	115	100	38	20/25	165
H200-B	175	115	100	38	20/25	165



Product lines
H200-A/-B

Enclosed switch

Insulated enclosure
175 x 115 x 100 mm

with cover interlock
in ON position

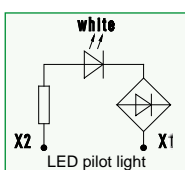
with N/PE connection link

LED pilot light white
"OFF", LED for 24 VDC

Cable entries
4 x M20/M25

755M6 (IP66)

Complete switch	Poles	Product lines	Rated data (IEC 60947)			Order code number
			Operational current I_e	Operational power at 380–440V		
			AC-21A A	AC-23A kW	AC-3 kW	
Main Switches OFF position padlockable 09h	3 ... 4	H200-A	20	5,5	3,7	H216 - 41 ... - 755M6
			25	7,5	5,5	H220 - 41 ... - 755M6
			32	11	7,5	H226 - 41 ... - 755M6
			40	15	11	H233 - 41 ... - 755M6
	3 ... 4	H200-B	63	22	18,5	H263 - 41 ... - 755M6



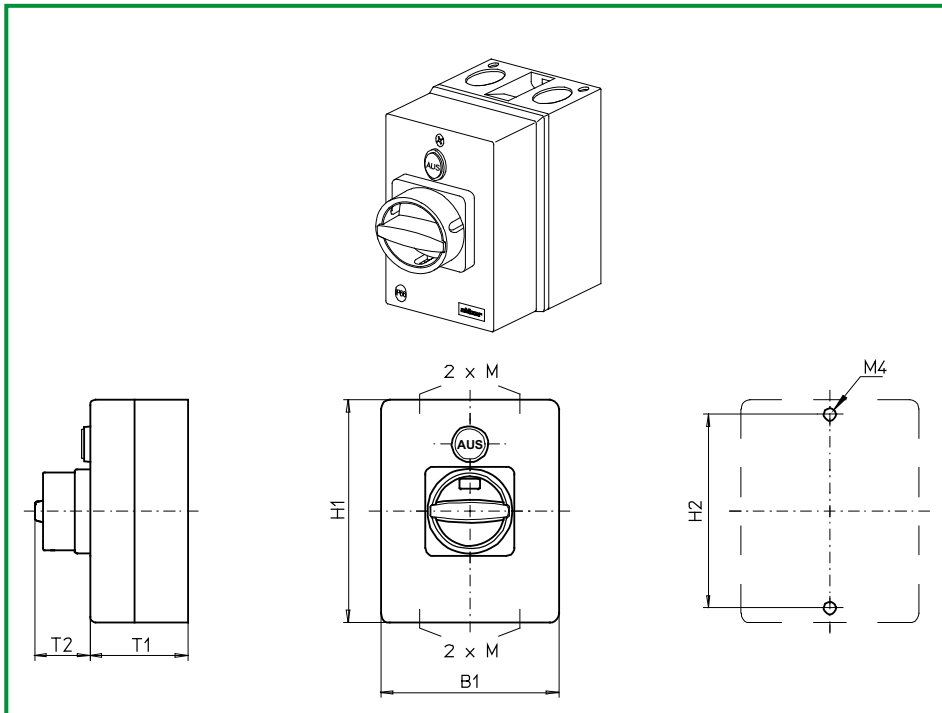
Note: For 3-pole switches uses the switching programmes 41311, 41322 and 41331, for 4-pole switches use the switching programme 41411.
The auxiliary contact 21-22 (1 n/c) is reserved for the LES pilot light showing the OFF position of the main contacts.

SMD modules for basic switch A02		
Mounting form module for 755M6	H200-A	BFA2 - E7
Mounting form module for 755M6	H200-B	BFB2 - E7
Enclosure module, mounting form 755M6 Escutcheon grey, padlockable handle black	H200-A/-B	PAH2 - 755M6

Dimensions (mm)						
Product lines	H1	B1	T1	T2	2xM	H2
H200-A	175	115	100	38	20/25	165
H200-B	175	115	100	38	20/25	165

Enclosed Switches

sälzer



Product lines
H200-A/-B

Enclosed switch

Insulated enclosure
175 x 115 x 100 mm

with cover interlock
in ON position

with N/PE connection link

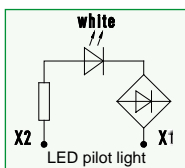
LED pilot light white
"OFF", LED for 24 VDC

Cable entries
4 x M20/M25

755N1 (IP66)

755N4 (IP66)

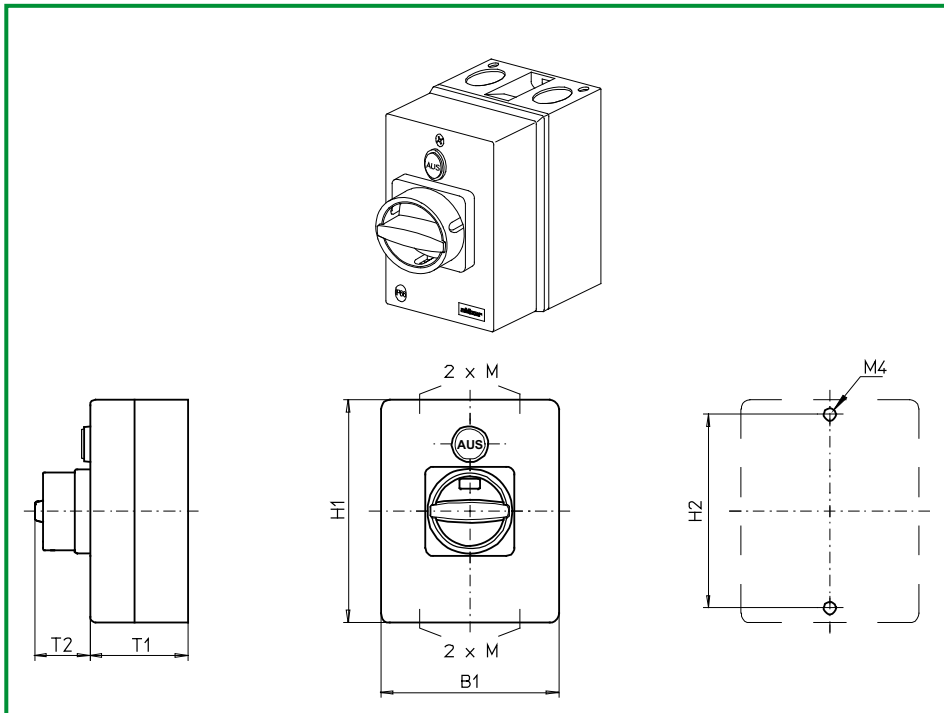
Complete switch	Poles	Product lines	Rated data (IEC 60947)			Order code number		
			Operational current I _e	Operational power at 380–440V				
			AC-21A A	AC-23A kW	AC-3 kW			
Main Switches OFF position padlockable 12h	3 ... 4	H200-A	20	5,5	3,7	H216 - 41 ... - 755N1		
			25	7,5	5,5	H220 - 41 ... - 755N1		
			32	11	7,5	H226 - 41 ... - 755N1		
			40	15	11	H233 - 41 ... - 755N1		
Main/Emergency-Off Switches OFF position padlockable 12h	3 ... 4	H200-B	63	22	18,5	H263 - 41 ... - 755N1		
			3 ... 4	H200-A	20	5,5	3,7	H216 - 41 ... - 755N4
					25	7,5	5,5	H220 - 41 ... - 755N4
					32	11	7,5	H226 - 41 ... - 755N4
40	15	11			H233 - 41 ... - 755N4			
	3 ... 4	H200-B	63	22	18,5	H263 - 41 ... - 755N4		



Note: For 3-pole switches uses the switching programmes 41311, 41322 and 41331, for 4-pole switches use the switching programme 41411.
The auxiliary contact 21-22 (1 n/c) is reserved for the LES pilot light showing the OFF position of the main contacts.

SMD modules for basic switch A02		
Mounting form module for 755N1/755N4	H200-A	BFA2 - E7
Mounting form module for 755N1/755N4	H200-B	BFB2 - E7
Enclosure module, mounting form 755N1	H200-A/-B	PAH2 - 755N1
Enclosure module, mounting form 755N4	H200-A/-B	PAH2 - 755N4

Dimensions (mm)							
Product lines	H1	B1	T1	T2	2xM	H2	
H200-A	175	115	100	33	20/25	165	
H200-B	175	115	100	33	20/25	165	



Product lines
H200-A/-B

Enclosed switch

Insulated enclosure

175 x 115 x 100 mm

with cover interlock
in ON position

with N/PE connection link

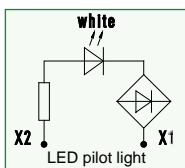
LED pilot light white
"OFF", LED for 24 VDC

Cable entries

4 x M20/M25

755N6 (IP66)

Complete switch	Poles	Product lines	Rated data (IEC 60947)			Order code number
			Operational current I _e	Operational power at 380–440V		
			AC-21A A	AC-23A kW	AC-3 kW	
Main Switches OFF position padlockable 12h	3 ... 4	H200-A	20	5,5	3,7	H216 - 41 ... - 755N6
			25	7,5	5,5	H220 - 41 ... - 755N6
			32	11	7,5	H226 - 41 ... - 755N6
	3 ... 4	H200-B	40	15	11	H233 - 41 ... - 755N6
			63	22	18,5	H263 - 41 ... - 755N6

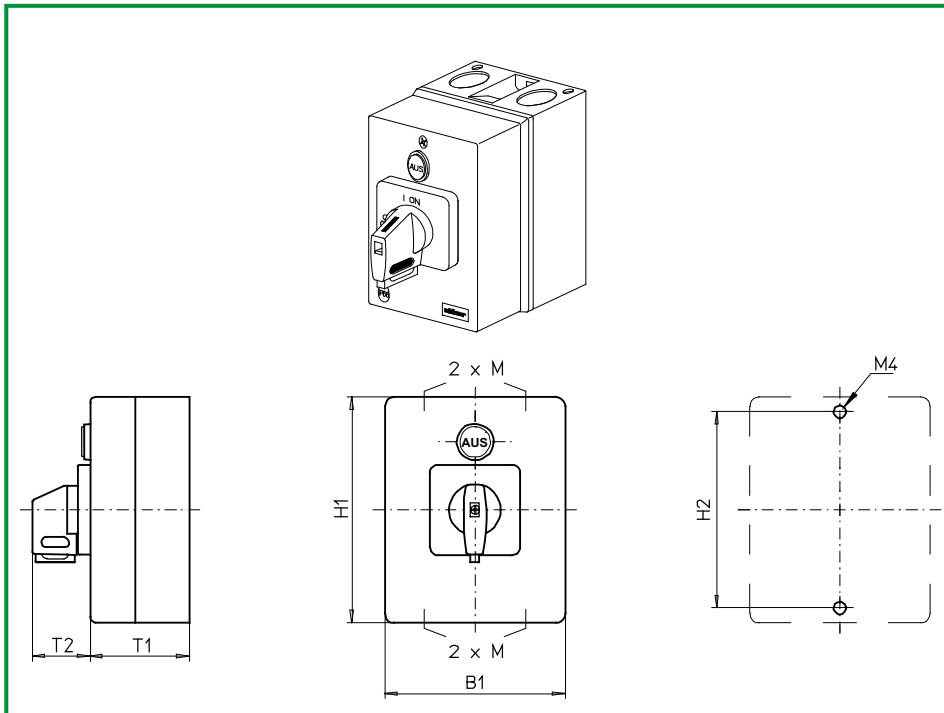


Note: For 3-pole switches uses the switching programmes 41311, 41322 and 41331, for 4-pole switches use the switching programme 41411.
The auxiliary contact 21-22 (1 n/c) is reserved for the LES pilot light showing the OFF position of the main contacts.

SMD modules for basic switch A02		
Mounting form module for 755N6	H200-A	BFA2 - E7
Mounting form module for 755N6	H200-B	BFB2 - E7
Enclosure module, mounting form 755N6 Escutcheon grey, padlockable handle black	H200-A/-B	PAH2 - 755N6

Dimensions (mm)						
Product lines	H1	B1	T1	T2	2xM	H2
H200-A	175	115	100	33	20/25	165
H200-B	175	115	100	33	20/25	165

Enclosed Switches



Product lines
H200-A/-B

Enclosed switch

Insulated enclosure
175 x 115 x 100 mm

with cover interlock
in ON position

with N/PE connection link

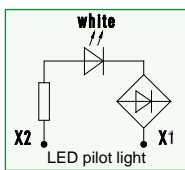
LED pilot light white
"OFF", LED for 24 VDC

Cable entries
4 x M20/M25

755V1 (IP66)

755V4 (IP66)

Complete switch	Poles	Product lines	Rated data (IEC 60947)			Order code number		
			Operational current I _e	Operational power at 380–440V				
			AC-21A A	AC-23A kW	AC-3 kW			
Main Switches OFF position padlockable 09h	3 ... 4	H200-A	20	5,5	3,7	H216 - 41 ... - 755V1		
			25	7,5	5,5	H220 - 41 ... - 755V1		
			32	11	7,5	H226 - 41 ... - 755V1		
			40	15	11	H233 - 41 ... - 755V1		
Main/Emergency-Off Switches OFF position padlockable 09h	3 ... 4	H200-B	63	22	18,5	H263 - 41 ... - 755V1		
			3 ... 4	H200-A	20	5,5	3,7	H216 - 41 ... - 755V4
					25	7,5	5,5	H220 - 41 ... - 755V4
					32	11	7,5	H226 - 41 ... - 755V4
40	15	11			H233 - 41 ... - 755V4			
	3 ... 4	H200-B	63	22	18,5	H263 - 41 ... - 755V4		



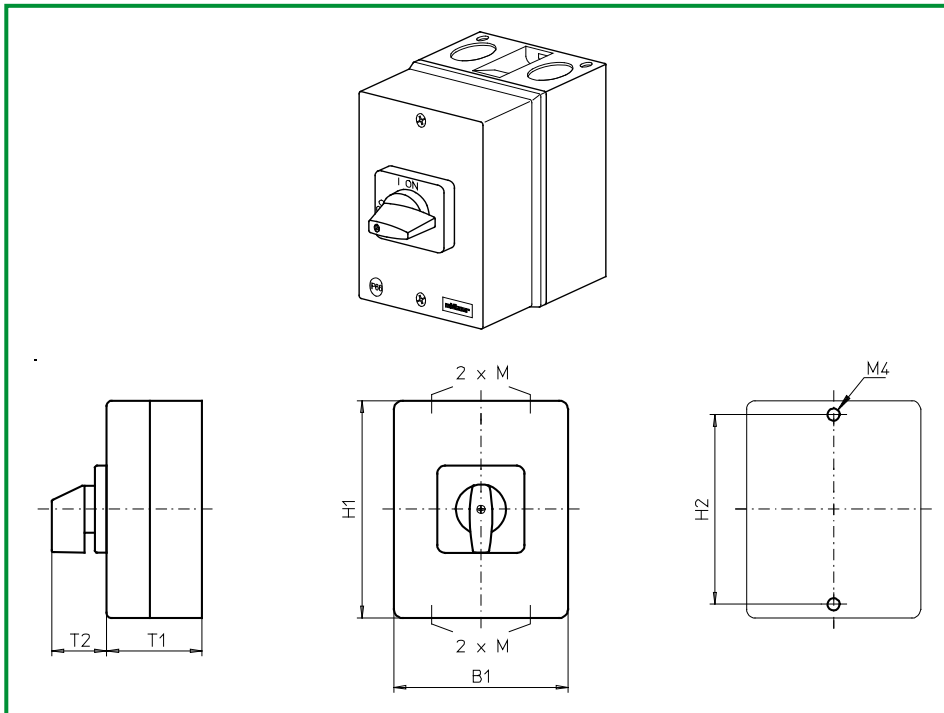
Note: For 3-pole switches uses the switching programmes 41311, 41322 and 41331, for 4-pole switches use the switching programme 41411.
The auxiliary contact 21-22 (1 n/c) is reserved for the LES pilot light showing the OFF position of the main contacts.

SMD modules for basic switch A02		
Mounting form module for 755V1/755V4	H200-A	BFA2 - E7
Mounting form module for 755V1/755V4	H200-B	BFB2 - E7
Enclosure module, mounting form 755V1	H200-A/-B	PAH2 - 755V1
Enclosure module, mounting form 755V4	H200-A/-B	PAH2 - 755V4
Legend plate silver, enclosure module 755V1	H200-A/-B	FAS4 - 9... (FA number)
Legend plate yellow, enclosure module 755V4	H200-A/-B	FBS4 - 9... (FA number)

Dimensions (mm)						
Product lines	H1	B1	T1	T2	2xM	H2
H200-A	175	115	100	39	20/25	165
H200-B	175	115	100	39	20/25	165

Enclosed Switches

sälzer



**Product line
H200-D**

Enclosed switch

Insulated enclosure

250 × 160 × 95 mm
without cover interlock
with N/PE connection link

Cable entries

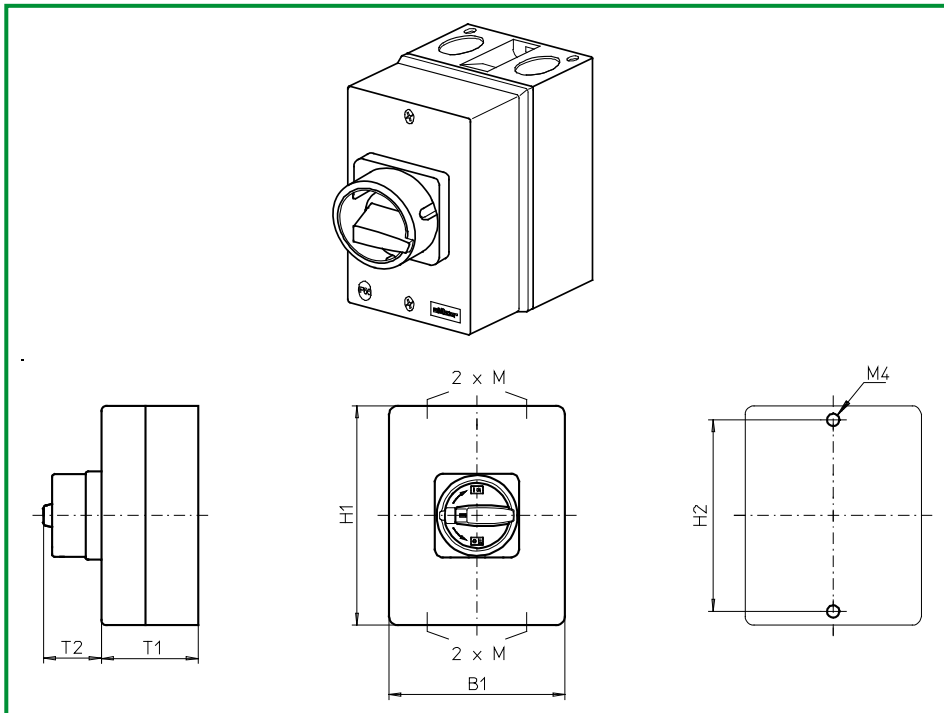
4 × M25/M32

476M1 (IP66)

Complete switch	Poles	Product lines	Rated data (IEC 60947)			Order code number
			Operational current I_e	Operational power at 380–440V		
			AC-21A A	AC-23A kW	AC-3 kW	
ON-OFF Switches Switching angle 90°	6 ... 8	H200-D	20	5,5	3,7	H216 - 41 ... - 476M1
			25	7,5	5,5	H220 - 41 ... - 476M1
			32	11	7,5	H226 - 41 ... - 476M1
			40	15	11	H233 - 41 ... - 476M1
SMD modules for basic switch A02						
Mounting form module (switch module EA)				H200-D		BFB2 - EA
Enclosure module, mounting form 476M1				H200-D		PAH2 - 476M1
Legend plate silver, enclosure module 476M1				H200-D		FAS4 - 9... (FA number)
Dimensions (mm)						
Product line	H1	B1	T1	T2	2xM	H2
H200-D	250	160	95	39	25/32	240

Enclosed Switches

sälzer



Product line
H200-D

Enclosed switch

Insulated enclosure

250 × 160 × 95 mm
without cover interlock
with N/PE connection link

Cable entries

4 × M25/M32

477M1 (IP66)

477M4 (IP66)

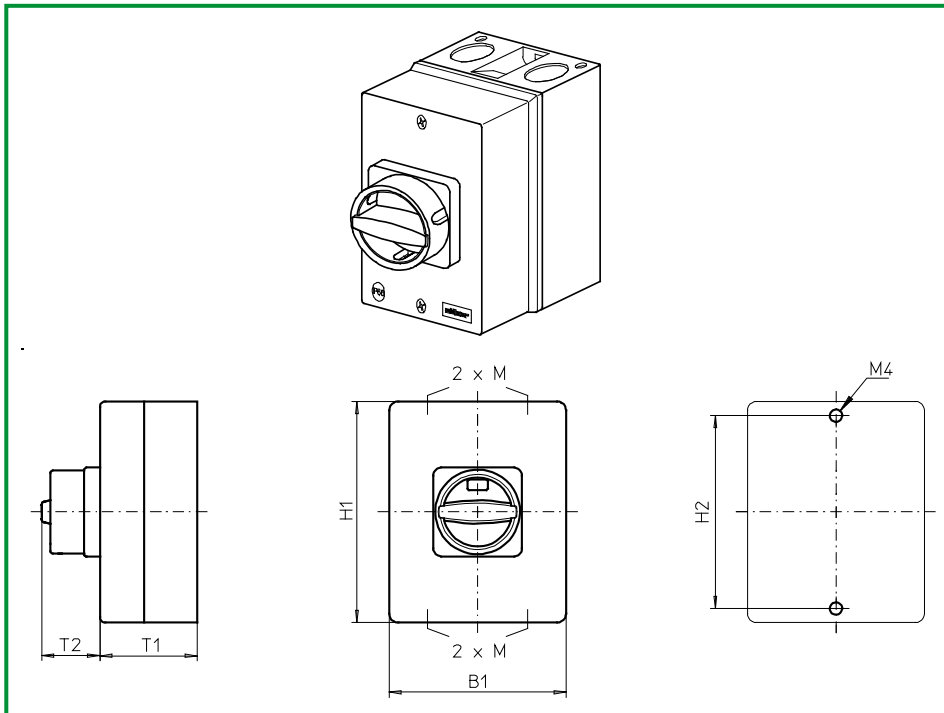
Complete switch	Poles	Product lines	Rated data (IEC 60947)			Order code number
			Operational current I _e	Operational power at 380–440V		
			AC-21A A	AC-23A kW	AC-3 kW	
Main Switches OFF position padlockable 09h	6 ... 8	H200-D	20	5,5	3,7	H216 - 41 ... - 477M1
			25	7,5	5,5	H220 - 41 ... - 477M1
			32	11	7,5	H226 - 41 ... - 477M1
			40	15	11	H233 - 41 ... - 477M1
Main/Emergency-Off Switches OFF position padlockable 09h	6 ... 8	H200-D	20	5,5	3,7	H216 - 41 ... - 477M4
			25	7,5	5,5	H220 - 41 ... - 477M4
			32	11	7,5	H226 - 41 ... - 477M4
			40	15	11	H233 - 41 ... - 477M4

SMD modules for basic switch A02			
Mounting form module (switch module EA)		H200-D	BFB2 - EA
Enclosure module, mounting form 477M1		H200-D	PAH2 - 477M1
Enclosure module, mounting form 477M4		H200-D	PAH2 - 477M4

Dimensions (mm)						
Product line	H1	B1	T1	T2	2xM	H2
H200-D	250	160	95	38	25/32	240

Enclosed Switches

sälzer



Product line
H200-D

Enclosed switch

Insulated enclosure

250 × 160 × 95 mm

without cover interlock

with N/PE connection link

Cable entries

4 × M25/M32

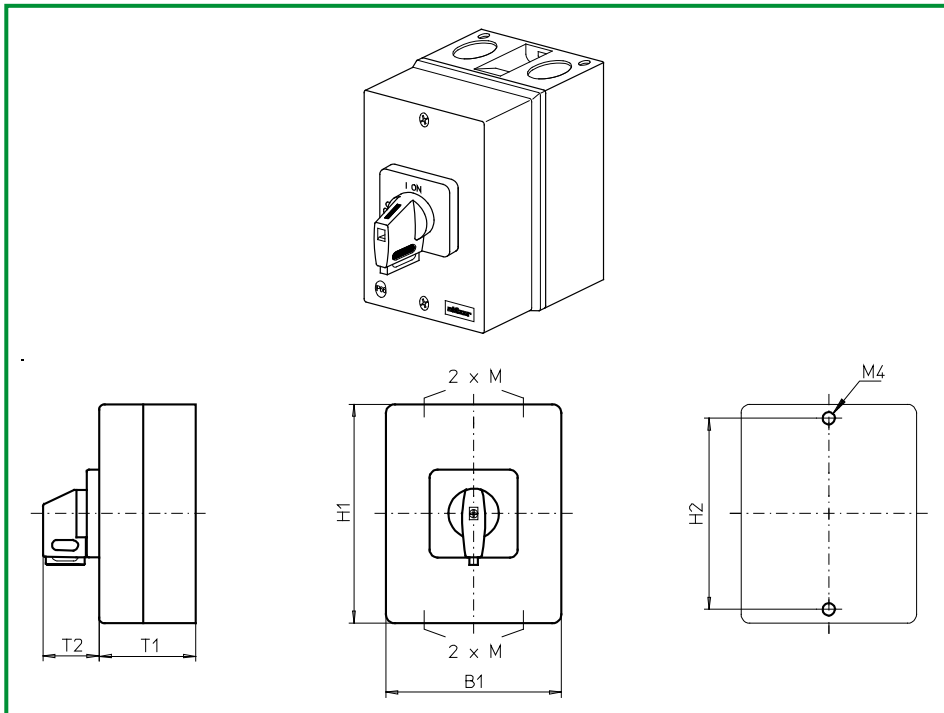
477N1 (IP66)

477N4 (IP66)

Complete switch	Poles	Product lines	Rated data (IEC 60947)			Order code number
			Operational current I_e	Operational power at 380–440V		
			AC-21A A	AC-23A kW	AC-3 kW	
Main Switches OFF position padlockable 12h	6 ... 8	H200-D	20	5,5	3,7	H216 - 41 ... - 477N1
			25	7,5	5,5	H220 - 41 ... - 477N1
			32	11	7,5	H226 - 41 ... - 477N1
			40	15	11	H233 - 41 ... - 477N1
Main/Emergency-Off Switches OFF position padlockable 12h	6 ... 8	H200-D	20	5,5	3,7	H216 - 41 ... - 477N4
			25	7,5	5,5	H220 - 41 ... - 477N4
			32	11	7,5	H226 - 41 ... - 477N4
			40	15	11	H233 - 41 ... - 477N4
SMD modules for basic switch A02						
Mounting form module (switch module EA)			H200-D			BFB2 - EA
Enclosure module, mounting form 477N1			H200-D			PAH2 - 477N1
Enclosure module, mounting form 477N4			H200-D			PAH2 - 477N4
Dimensions (mm)						
Product line	H1	B1	T1	T2	2xM	H2
H200-D	250	160	95	33	25/32	240

Enclosed Switches

sälzer



Product line
H200-D

Enclosed switch

Insulated enclosure

250 × 160 × 95 mm

without cover interlock

with N/PE connection link

Cable entries

4 × M25/M32

477V1 (IP66)

477V4 (IP66)

Complete switch	Poles	Product lines	Rated data (IEC 60947)			Order code number
			Operational current I _e	Operational power at 380–440V		
			AC-21A A	AC-23A kW	AC-3 kW	
Main Switches OFF position padlockable 09h	6 ... 8	H200-D	20	5,5	3,7	H216 - 41 ... - 477V1
			25	7,5	5,5	H220 - 41 ... - 477V1
			32	11	7,5	H226 - 41 ... - 477V1
			40	15	11	H233 - 41 ... - 477V1
Main/Emergency-Off Switches OFF position padlockable 09h	6 ... 8	H200-D	20	5,5	3,7	H216 - 41 ... - 477V4
			25	7,5	5,5	H220 - 41 ... - 477V4
			32	11	7,5	H226 - 41 ... - 477V4
			40	15	11	H233 - 41 ... - 477V4

SMD modules for basic switch A02

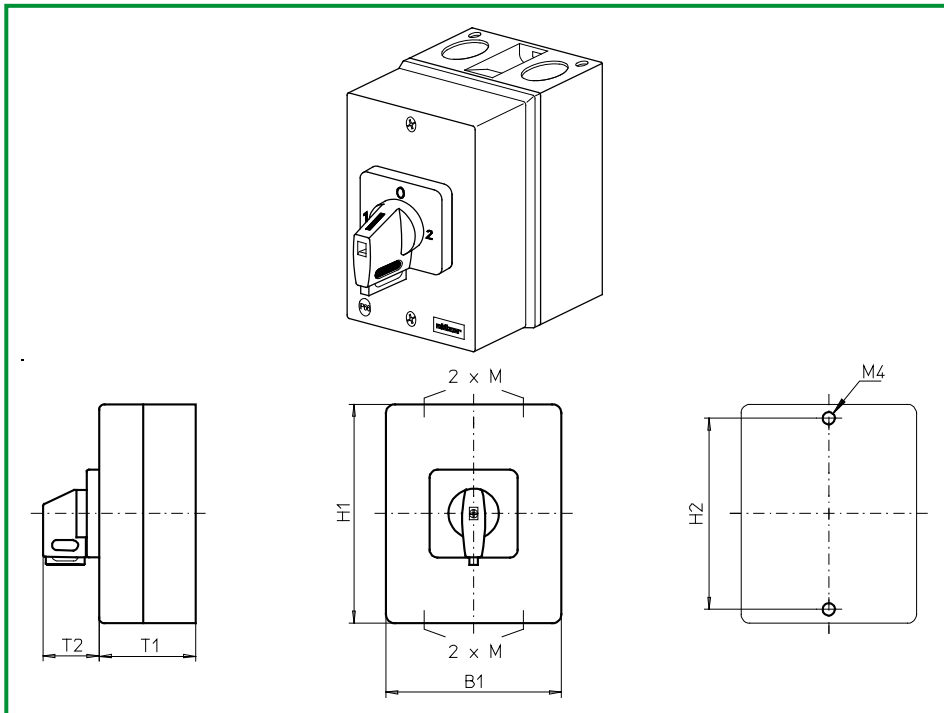
Mounting form module (switch module EA)	H200-D	BFB2 - EA
Enclosure module, mounting form 477V1	H200-D	PAH2 - 477V1
Enclosure module, mounting form 477V4	H200-D	PAH2 - 477V4
Legend plate silver, enclosure module 477V1	H200-D	FAS4 - 9... (FA number)
Legend plate yellow, enclosure module 477V4	H200-D	FBS4 - 9... (FA number)

Dimensions (mm)

Product line	H1	B1	T1	T2	2xM	H2
H200-D	250	160	95	39	25/32	240

Enclosed Switches

sälzer



Product line
H200-E

Enclosed switch

Insulated enclosure

250 × 160 × 95 mm

without cover interlock

with N/PE connection link

Cable entries

4 × M25/M32

476V1 (IP66)

478V1 (IP66)

Complete switch	Poles	Product lines	Rated data (IEC 60947)			Order code number
			Operational current I _e	Operational power at 380–440V		
			AC-21A A	AC-23A kW	AC-3 kW	
Changeover with OFF Switching angle 90° OFF position padlockable 12h	3 ... 4	H200-E	20	5,5	3,7	H216 - 71 ... - 476V1
			25	7,5	5,5	H220 - 71 ... - 476V1
			32	11	7,5	H226 - 71 ... - 476V1
			40	15	11	H233 - 71 ... - 476V1
Changeover with OFF Switching angle 90° 3 positions padlockable (09h/12h/03h)	3 ... 4	H200-E	20	5,5	3,7	H216 - 71 ... - 478V1
			25	7,5	5,5	H220 - 71 ... - 478V1
			32	11	7,5	H226 - 71 ... - 478V1
			40	15	11	H233 - 71 ... - 478V1

SMD modules for basic switch A02

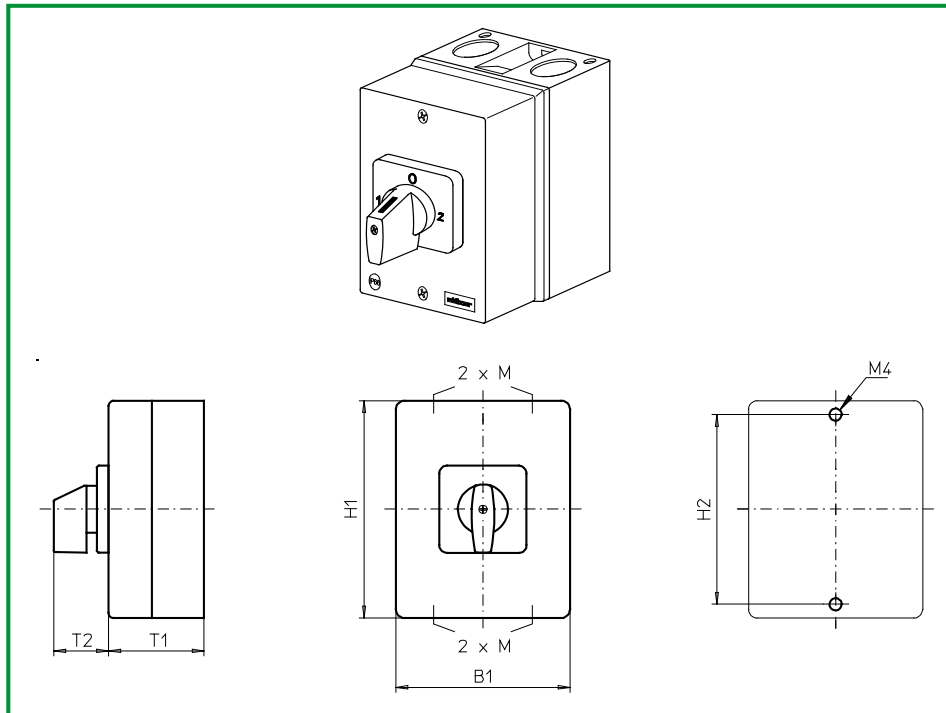
Mounting form module (switch module EA)	H200-E	BFI2 - EA
Enclosure module, mounting form 476V1	H200-E	PAH2 - 476V1
Enclosure module, mounting form 478V1	H200-E	PAH2 - 478V1
Legend plate silver, enclosure module 476V1/478V1	H200-E	FAS4 - 9... (FA number)

Dimensions (mm)

Product line	H1	B1	T1	T2	2xM	H2
H200-E	250	160	95	39	25/32	240

Enclosed Switches

sälzer



Product line
H200-E

Enclosed switch

Insulated enclosure

250 × 160 × 95 mm

without cover interlock

with N/PE connection link

Cable entries

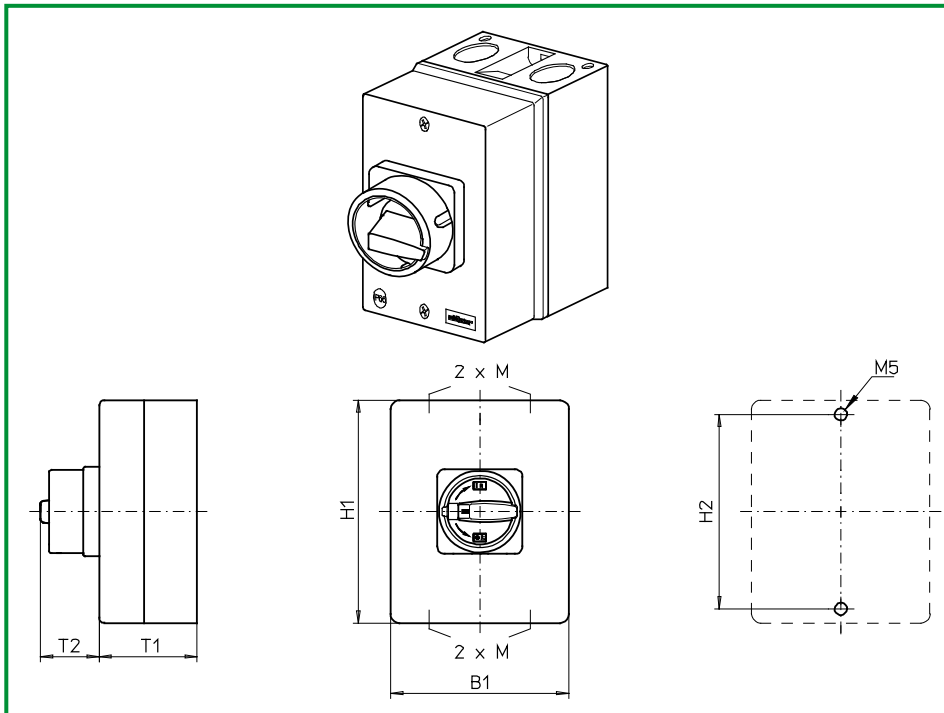
4 × M25/M32

478M1 (IP66)

Complete switch	Poles	Product lines	Rated data (IEC 60947)			Order code number
			Operational current I _e	Operational power at 380–440V		
			AC-21A A	AC-23A kW	AC-3 kW	
Changeover with OFF Switching angle 90°	3 ... 4	H200-E	20	5,5	3,7	H216 - 71 ... - 478M1
			25	7,5	5,5	H220 - 71 ... - 478M1
			32	11	7,5	H226 - 71 ... - 478M1
			40	15	11	H233 - 71 ... - 478M1
SMD modules for basic switch A02						
Mounting form module (switch module EA)			H200-E			BFI2 - EA
Enclosure module, mounting form 478M1			H200-E			PAH2 - 478M1
Legend plate silver, enclosure module 478M1			H200-E			FAS4 - 9... (FA number)
Dimensions (mm)						
Product line	H1	B1	T1	T2	2xM	H2
H200-E	250	160	95	39	25/32	240

Enclosed Switches

sälzer



Product line
H200-A

Enclosed switch

Insulated enclosure

250 × 160 × 120 mm

with cover interlock
in ON position

with N/PE connection link

Cable entries

4 × M32/M40

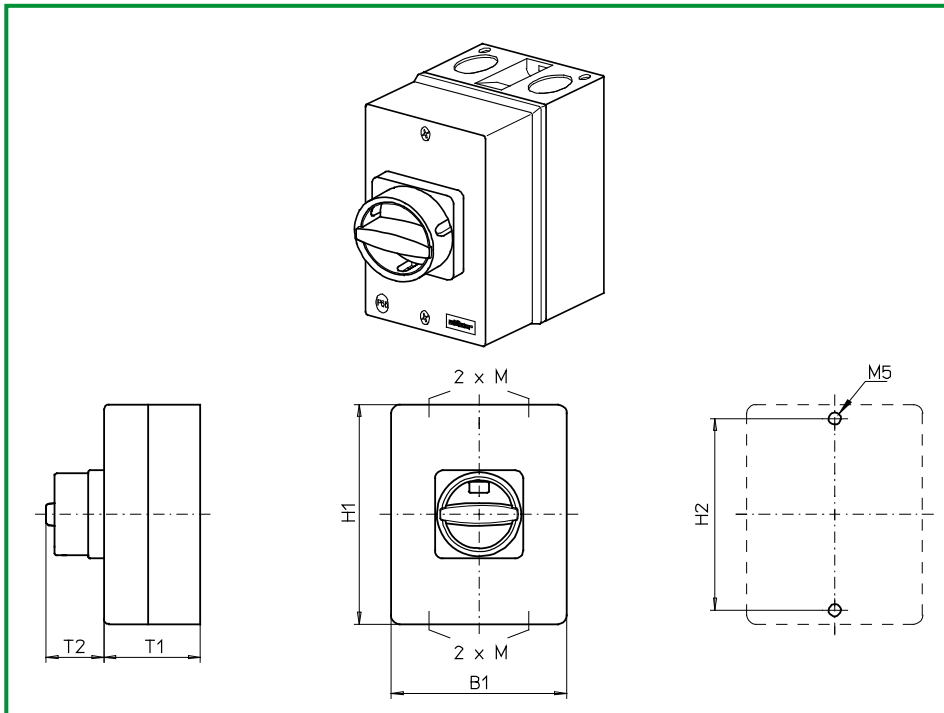
730M1 (IP66)

730M4 (IP66)

Complete switch	Poles	Product lines	Rated data (IEC 60947)			Order code number
			Operational current I _e	Operational power at 380–440V		
			AC-21A A	AC-23A kW	AC-3 kW	
Main Switches OFF position padlockable 09h	3 ... 4	H200-A	20	5,5	3,7	H216 - 41 ... - 730M1
			25	7,5	5,5	H220 - 41 ... - 730M1
			32	11	7,5	H226 - 41 ... - 730M1
			40	15	11	H233 - 41 ... - 730M1
Main/Emergency-Off Switches OFF position padlockable 09h	3 ... 4	H200-A	20	5,5	3,7	H216 - 41 ... - 730M4
			25	7,5	5,5	H220 - 41 ... - 730M4
			32	11	7,5	H226 - 41 ... - 730M4
			40	15	11	H233 - 41 ... - 730M4
SMD modules for basic switch A02						
Mounting form module (switch module ED)			H200-A			BFA2 - ED
Enclosure module, mounting form 730M1						PAH2 - 730M1
Enclosure module, mounting form 730M4						PAH2 - 730M4
Dimensions (mm)						
Product line	H1	B1	T1	T2	2xM	H2
H200-A	250	160	120	38	32/40	235

Enclosed Switches

sälzer



Product line
H200-A

Enclosed switch

Insulated enclosure

250 × 160 × 120 mm

with cover interlock
in ON position

with N/PE connection link

Cable entries

4 × M32/M40

730N1 (IP66)

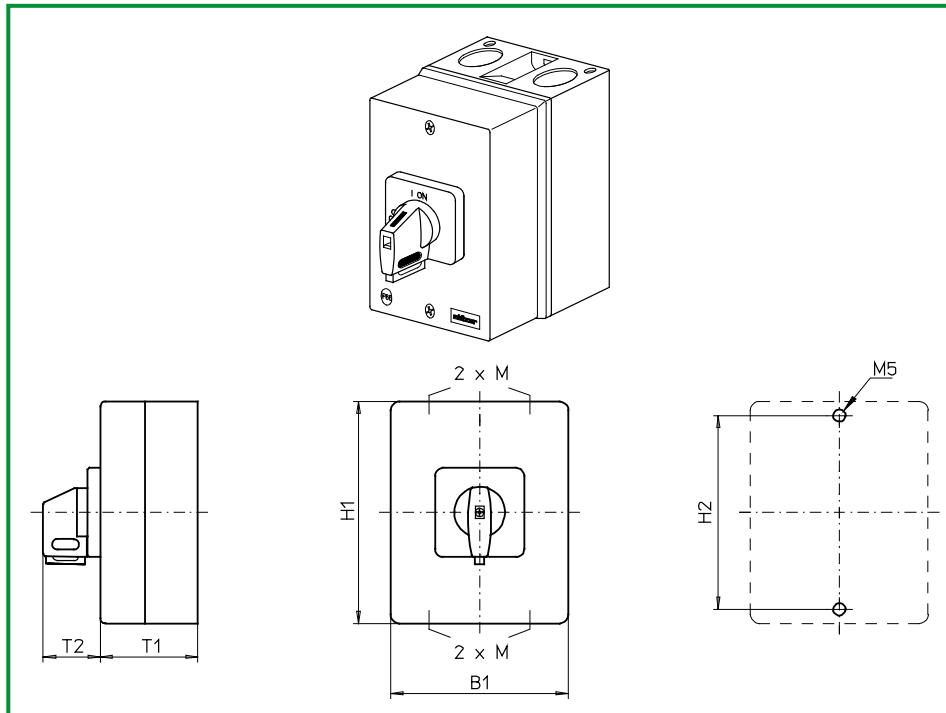
730N4 (IP66)

Complete switch	Poles	Product lines	Rated data (IEC 60947)			Order code number
			Operational current I _e	Operational power at 380–440V		
			AC-21A A	AC-23A kW	AC-3 kW	
Main Switches OFF position padlockable 12h	3 ... 4	H200-A	20	5,5	3,7	H216 - 41 ... - 730N1
			25	7,5	5,5	H220 - 41 ... - 730N1
			32	11	7,5	H226 - 41 ... - 730N1
			40	15	11	H233 - 41 ... - 730N1
Main/Emergency-Off Switches OFF position padlockable 12h	3 ... 4	H200-A	20	5,5	3,7	H216 - 41 ... - 730N4
			25	7,5	5,5	H220 - 41 ... - 730N4
			32	11	7,5	H226 - 41 ... - 730N4
			40	15	11	H233 - 41 ... - 730N4

SMD modules for basic switch A02		
Mounting form module (switch module ED)	H200-A	BFA2 - ED
Enclosure module, mounting form 730N1		PAH2 - 730N1
Enclosure module, mounting form 730N4		PAH2 - 730N4

Dimensions (mm)						
Product line	H1	B1	T1	T2	2xM	H2
H200-A	250	160	120	33	32/40	235

Enclosed Switches



Product line
H200-A

Enclosed switch

Insulated enclosure
250 × 160 × 120 mm

with cover interlock
in ON position

with N/PE connection link

Cable entries
4 × M32/M40

730V1 (IP66)

730V4 (IP66)

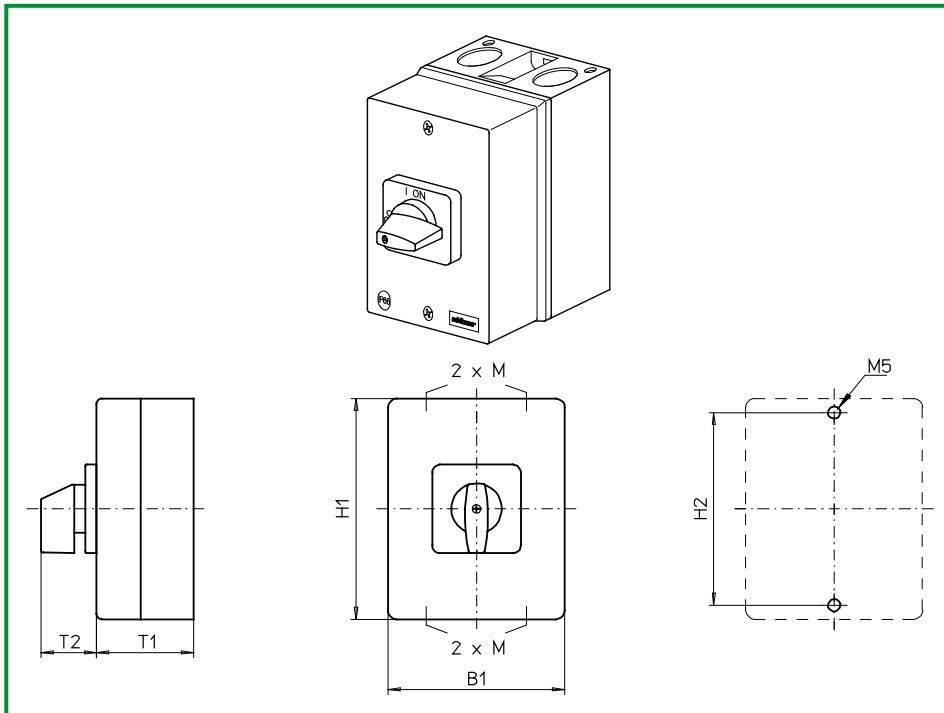
Complete switch	Poles	Product lines	Rated data (IEC 60947)			Order code number
			Operational current I_e	Operational power at 380–440V		
			AC-21A A	AC-23A kW	AC-3 kW	
Main Switches OFF position padlockable 09h	3 ... 4	H200-A	20	5,5	3,7	H216 - 41 ... - 730V1
			25	7,5	5,5	H220 - 41 ... - 730V1
			32	11	7,5	H226 - 41 ... - 730V1
			40	15	11	H233 - 41 ... - 730V1
Main/Emergency-Off Switches OFF position padlockable 09h	3 ... 4	H200-A	20	5,5	3,7	H216 - 41 ... - 730V4
			25	7,5	5,5	H220 - 41 ... - 730V4
			32	11	7,5	H226 - 41 ... - 730V4
			40	15	11	H233 - 41 ... - 730V4

SMD modules for basic switch A02		
Mounting form module (switch module ED)	H200-A	BFA2 - ED
Enclosure module, mounting form 730V1		PAH2 - 730V1
Enclosure module, mounting form 730V4		PAH2 - 730V4
Legend plate silver, enclosure module 730V1		FAS4 - 9... (FA number)
Legend plate yellow, enclosure module 730V4		FBS4 - 9... (FA number)

Dimensions (mm)						
Product line	H1	B1	T1	T2	2xM	H2
H200-A	250	160	120	39	32/40	235

Enclosed Switches

sälzer



Product line
H200-A

Enclosed switch

Insulated enclosure
250 × 160 × 120 mm

with cover interlock
in ON position

with N/PE connection link

Cable entries
4 × M32/M40

731M1 (IP66)

Complete switch	Poles	Product lines	Rated data (IEC 60947)			Order code number
			Operational current I_e	Operational power at 380–440V		
			AC-21A A	AC-23A kW	AC-3 kW	
ON-OFF Switches Switching angle 90°	3 ... 4	H200-A	20	5,5	3,7	H216 - 41 ... - 731M1
			25	7,5	5,5	H220 - 41 ... - 731M1
			32	11	7,5	H226 - 41 ... - 731M1
			40	15	11	H233 - 41 ... - 731M1
SMD modules for basic switch A02						
Mounting form module (switch module ED)			H200-A			BFA2 - ED
Enclosure module, mounting form 731M1						PAH2 - 731M1
Legend plate silver, enclosure module 731M1						FAS4 - 9... (FA number)
Dimensions (mm)						
Product line	H1	B1	T1	T2	2xM	H2
H200-A	250	160	120	39	32/40	235

Enclosed Switches

sälzer

Product line
H200-E

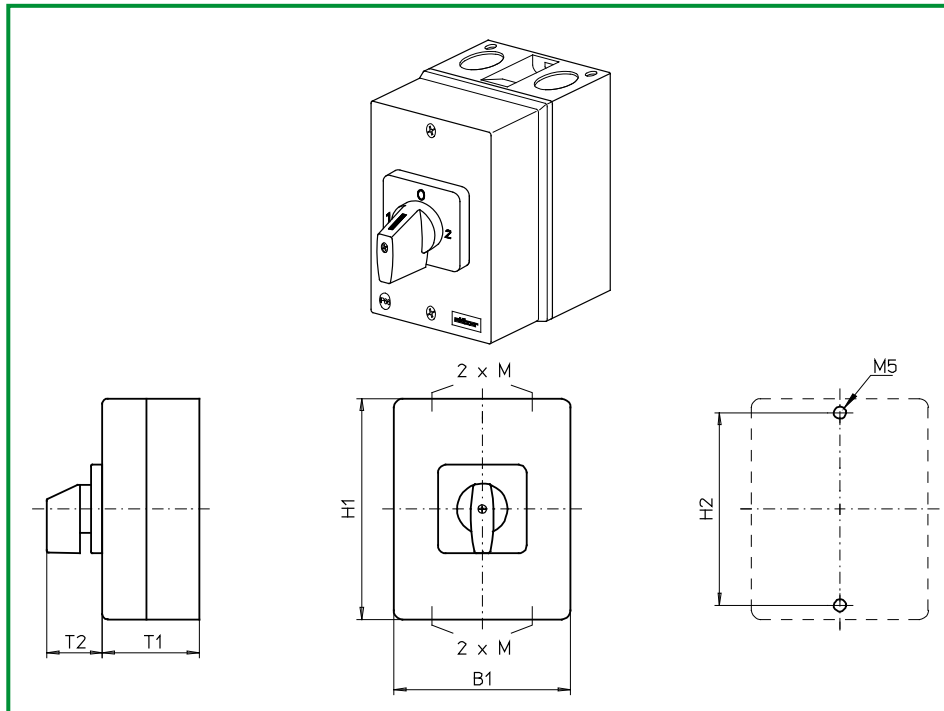
Enclosed switch

Insulated enclosure
250 × 160 × 120 mm

Cover interlock
in position 1 and 2
with N/PE connection link

Cable entries
4 × M32/M40

732M1 (IP66)



Complete switch	Poles	Product lines	Rated data (IEC 60947)			Order code number
			Operational current I_e	Operational power at 380–440V		
			AC-21A A	AC-23A kW	AC-3 kW	
Changeover with OFF Switching angle 90°	3 ... 4	H200-E	20	5,5	3,7	H216 - 71 ... - 732M1
			25	7,5	5,5	H220 - 71 ... - 732M1
			32	11	7,5	H226 - 71 ... - 732M1
			40	15	11	H233 - 71 ... - 732M1
SMD modules for basic switch A02						
Mounting form module (switch module ED)			H200-E			BFB2 - ED
Enclosure module, mounting form 732M1						PAH2 - 732M1
Legend plate silver, enclosure module 732M1						FAS4 - 9... (FA number)
Dimensions (mm)						
Product line	H1	B1	T1	T2	2xM	H2
H200-E	250	160	120	39	32/40	235

Enclosed Switches

sälzer

Product line
H200-E

Enclosed switch

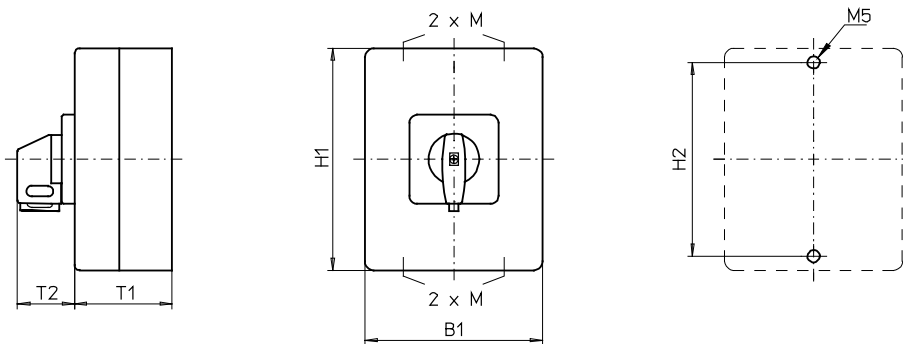
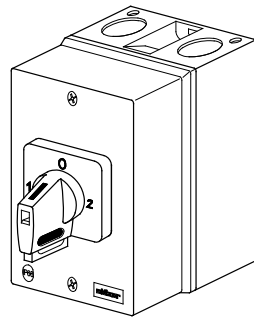
Insulated enclosure
250 × 160 × 120 mm

Cover interlock
in position 1 and 2
with N/PE connection link

Cable entries
4 × M32/M40

728V1 (IP66)

732V1 (IP66)



Complete switch	Poles	Product lines	Rated data (IEC 60947)			Order code number
			Operational current I _e	Operational power at 380–440V		
			AC-21A A	AC-23A kW	AC-3 kW	
Changeover with OFF Switching angle 90° OFF position padlockable 12h	3 ... 4	H200-E	20	5,5	3,7	H216 - 71 ... - 732V1
			25	7,5	5,5	H220 - 71 ... - 732V1
			32	11	7,5	H226 - 71 ... - 732V1
			40	15	11	H233 - 71 ... - 732V1
Changeover with OFF Switching angle 90° 3 positions padlockable (09h/12h/03h)	3 ... 4	H200-E	20	5,5	3,7	H216 - 71 ... - 728V1
			25	7,5	5,5	H220 - 71 ... - 728V1
			32	11	7,5	H226 - 71 ... - 728V1
			40	15	11	H233 - 71 ... - 728V1

SMD modules for basic switch A02

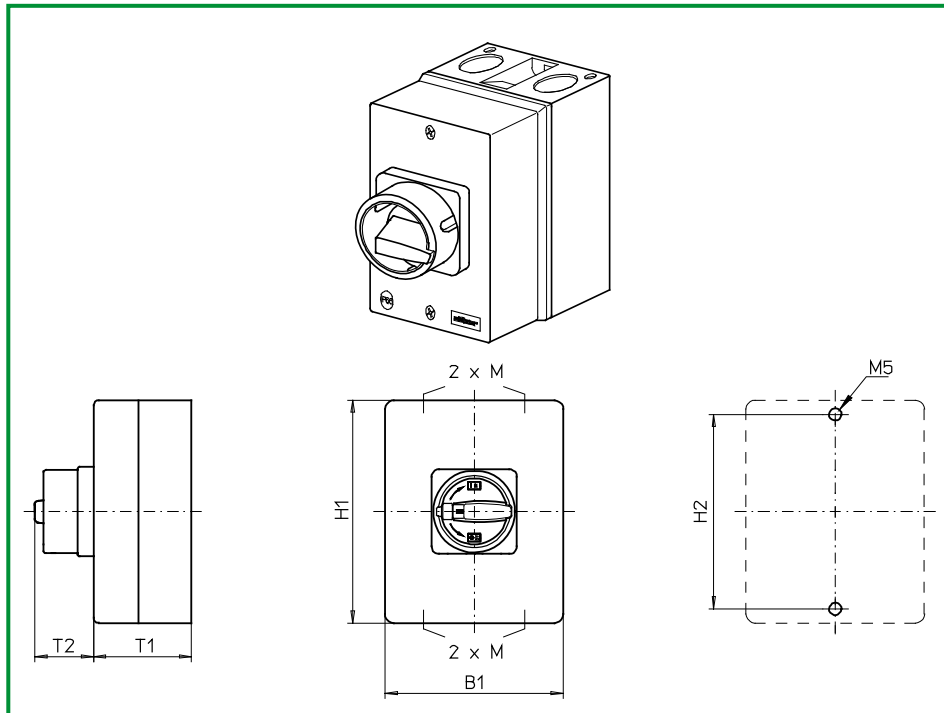
Mounting form module (switch module ED)	H200-E	BFB2 - ED
Enclosure module, mounting form 732V1		PAH2 - 732V1
Enclosure module, mounting form 728V1		PAH2 - 728V1
Legend plate silver, enclosure module 732V1/728V1		FAS4 - 9... (FA number)

Dimensions (mm)

Product line	H1	B1	T1	T2	2xM	H2
H200-E	250	160	120	39	32/40	235

Enclosed Switches

sälzer



Product line
H200-D

Enclosed switch

Insulated enclosure
250 × 160 × 120 mm

with cover interlock
in ON position

with N/PE connection link

Cable entries
4 × M32/M40

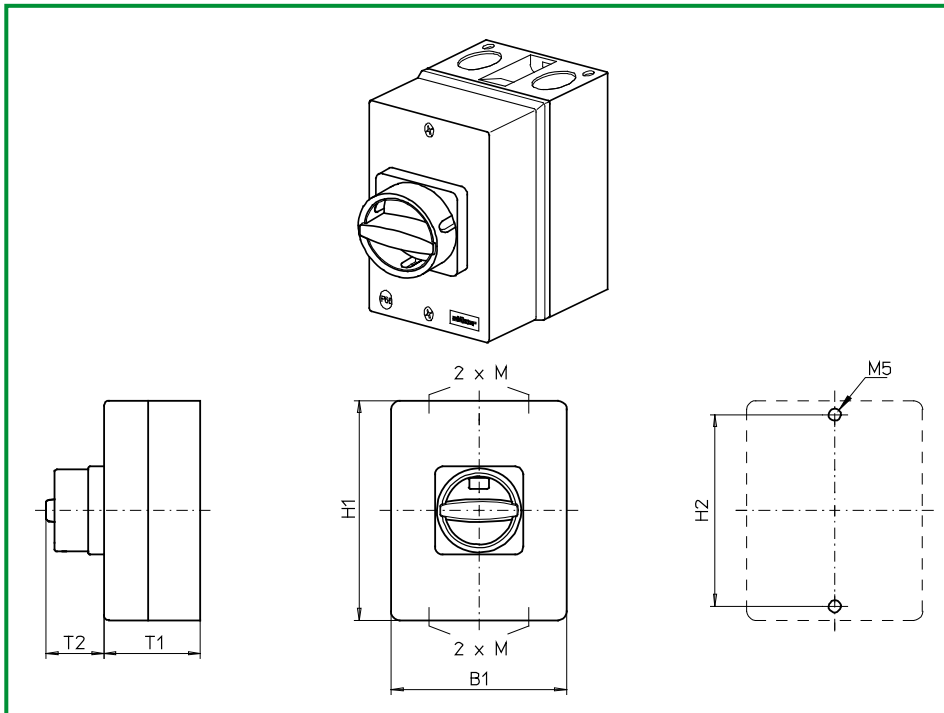
733M1 (IP66)

733M4 (IP66)

Complete switch	Poles	Product lines	Rated data (IEC 60947)			Order code number
			Operational current I _e	Operational power at 380–440V		
			AC-21A A	AC-23A kW	AC-3 kW	
Main Switches OFF position padlockable 09h	6 ... 8	H200-D	20	5,5	3,7	H216 - 41 ... - 733M1
			25	7,5	5,5	H220 - 41 ... - 733M1
			32	11	7,5	H226 - 41 ... - 733M1
			40	15	11	H233 - 41 ... - 733M1
Main/Emergency-Off Switches OFF position padlockable 09h	6 ... 8	H200-D	20	5,5	3,7	H216 - 41 ... - 733M4
			25	7,5	5,5	H220 - 41 ... - 733M4
			32	11	7,5	H226 - 41 ... - 733M4
			40	15	11	H233 - 41 ... - 733M4
SMD modules for basic switch A02						
Mounting form module (switch module ED)			H200-D			BFC2 - ED
Enclosure module, mounting form 733M1						PAH2 - 733M1
Enclosure module, mounting form 733M4						PAH2 - 733M4
Dimensions (mm)						
Product line	H1	B1	T1	T2	2xM	H2
H200-D	250	160	120	38	32/40	235

Enclosed Switches

sälzer



Product line
H200-D

Enclosed switch

Insulated enclosure

250 × 160 × 120 mm

with cover interlock
in ON position

with N/PE connection link

Cable entries

4 × M32/M40

733N1 (IP66)

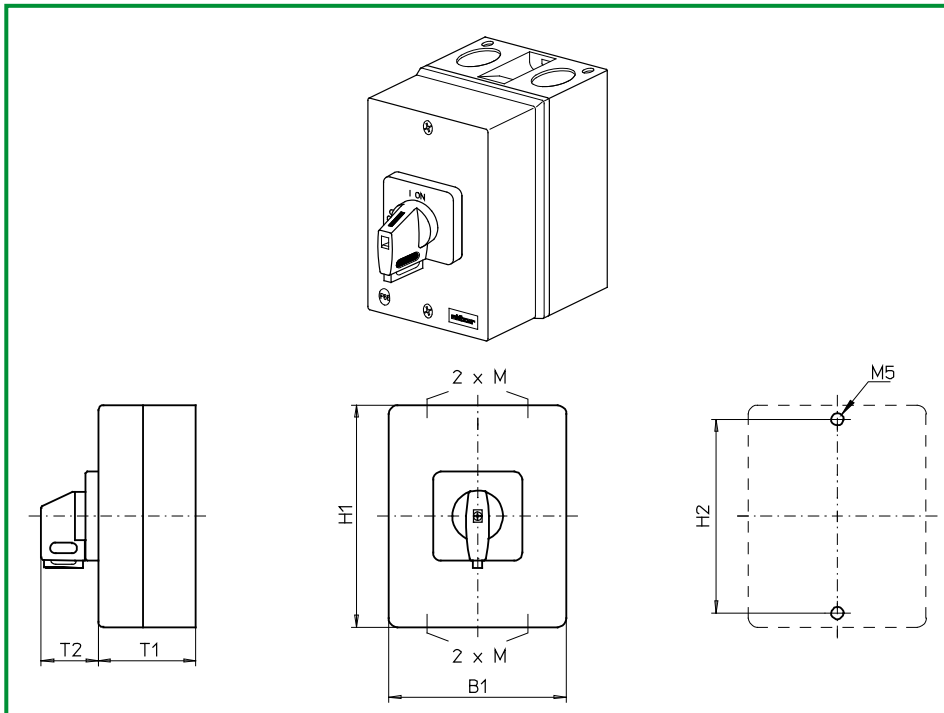
733N4 (IP66)

Complete switch	Poles	Product lines	Rated data (IEC 60947)			Order code number
			Operational current I_e	Operational power at 380–440V		
			AC-21A A	AC-23A kW	AC-3 kW	
Main Switches OFF position padlockable 12h	6 ... 8	H200-D	20	5,5	3,7	H216 - 41 ... - 733N1
			25	7,5	5,5	H220 - 41 ... - 733N1
			32	11	7,5	H226 - 41 ... - 733N1
			40	15	11	H233 - 41 ... - 733N1
Main/Emergency-Off Switches OFF position padlockable 12h	6 ... 8	H200-D	20	5,5	3,7	H216 - 41 ... - 733N4
			25	7,5	5,5	H220 - 41 ... - 733N4
			32	11	7,5	H226 - 41 ... - 733N4
			40	15	11	H233 - 41 ... - 733N4

SMD modules for basic switch A02		
Mounting form module (switch module ED)	H200-D	BFC2 - ED
Enclosure module, mounting form 733N1		PAH2 - 733N1
Enclosure module, mounting form 733N4		PAH2 - 733N4

Dimensions (mm)						
Product line	H1	B1	T1	T2	2xM	H2
H200-D	250	160	120	33	32/40	235

Enclosed Switches



Product line
H200-D

Enclosed switch

Insulated enclosure

250 × 160 × 120 mm

with cover interlock
in ON position

with N/PE connection link

Cable entries

4 × M32/M40

733V1 (IP66)

733V4 (IP66)

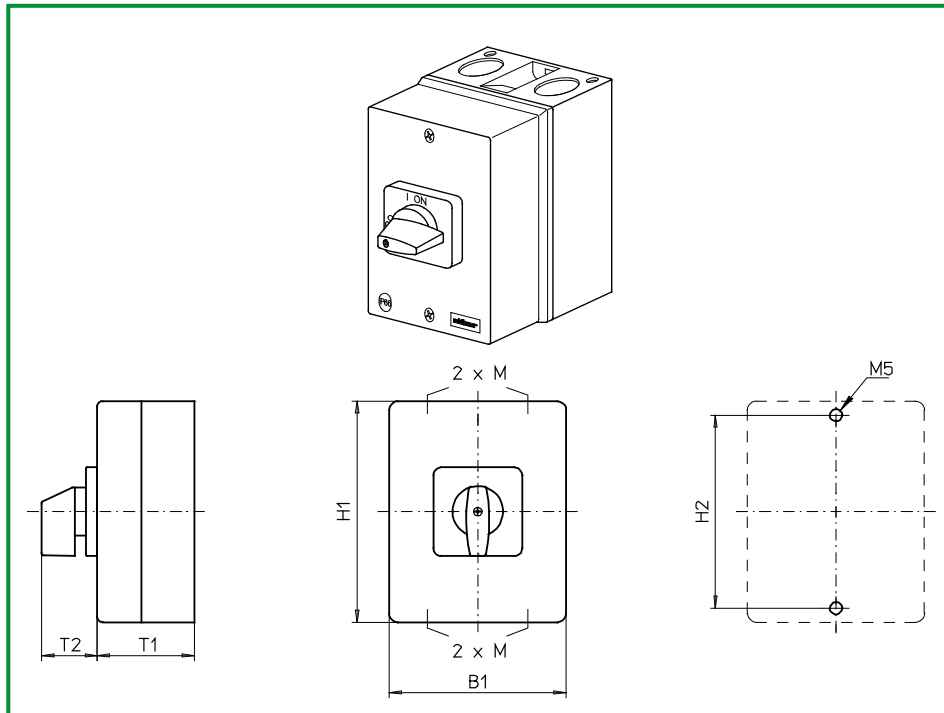
Complete switch	Poles	Product lines	Rated data (IEC 60947)			Order code number
			Operational current I_e	Operational power at 380–440V		
			AC-21A A	AC-23A kW	AC-3 kW	
Main Switches OFF position padlockable 09h	6 ... 8	H200-D	20	5,5	3,7	H216 - 41 ... - 733V1
			25	7,5	5,5	H220 - 41 ... - 733V1
			32	11	7,5	H226 - 41 ... - 733V1
			40	15	11	H233 - 41 ... - 733V1
Main/Emergency-Off Switches OFF position padlockable 09h	6 ... 8	H200-D	20	5,5	3,7	H216 - 41 ... - 733V4
			25	7,5	5,5	H220 - 41 ... - 733V4
			32	11	7,5	H226 - 41 ... - 733V4
			40	15	11	H233 - 41 ... - 733V4

SMD modules for basic switch A02		
Mounting form module (switch module ED)	H200-D	BFC2 - ED
Enclosure module, mounting form 733V1		PAH2 - 733V1
Enclosure module, mounting form 733V4		PAH2 - 733V4
Legend plate silver, enclosure module 733V1		FAS4 - 9... (FA number)
Legend plate yellow, enclosure module 733V4		FBS4 - 9... (FA number)

Dimensions (mm)						
Product line	H1	B1	T1	T2	2xM	H2
H200-D	250	160	120	39	32/40	235

Enclosed Switches

sälzer



Product line
H200-D

Enclosed switch

Insulated enclosure
250 × 160 × 120 mm

with cover interlock
in ON position

with N/PE connection link

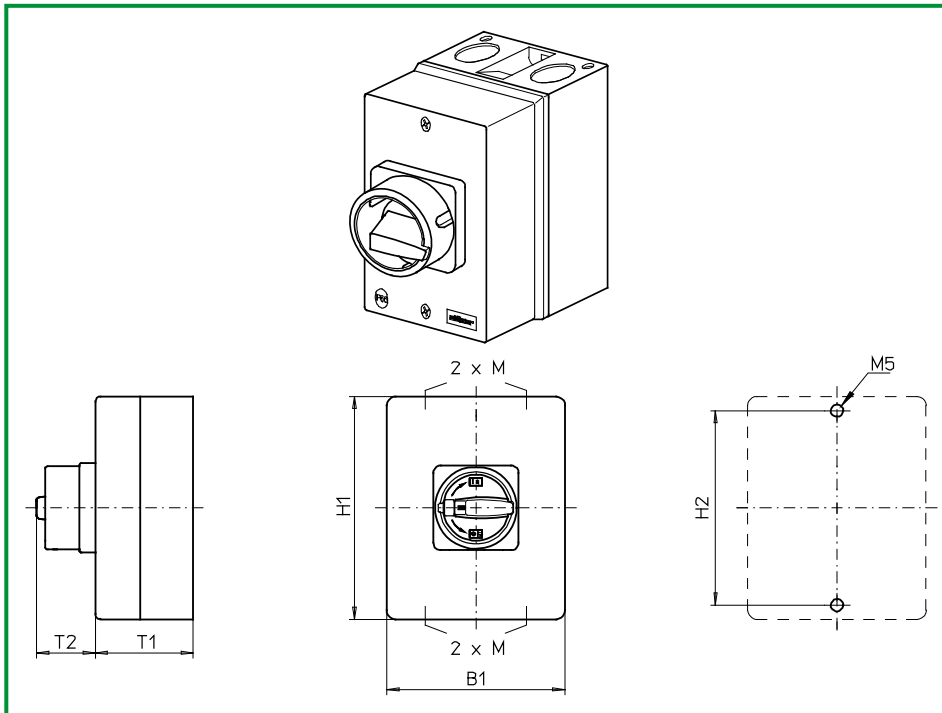
Cable entries
4 × M32/M40

734M1 (IP66)

Complete switch	Poles	Product lines	Rated data (IEC 60947)			Order code number
			Operational current I _e	Operational power at 380–440V		
			AC-21A A	AC-23A kW	AC-3 kW	
ON-OFF Switches Switching angle 90°	6 ... 8	H200-D	20	5,5	3,7	H216 - 41 ... - 734M1
			25	7,5	5,5	H220 - 41 ... - 734M1
			32	11	7,5	H226 - 41 ... - 734M1
			40	15	11	H233 - 41 ... - 734M1
SMD modules for basic switch A02						
Mounting form module (switch module ED)				H200-D		BFC2 - ED
Enclosure module, mounting form 734M1						PAH2 - 734M1
Legend plate silver, enclosure module 734M1						FAS4 - 9... (FA number)
Dimensions (mm)						
Product line	H1	B1	T1	T2	2xM	H2
H200-D	250	160	120	39	32/40	235

Enclosed Switches

sälzer



Product line
H200-A

Enclosed switch

Insulated enclosure
250 × 160 × 120 mm

with cover interlock
in ON position
with PE terminal
without N terminal

Cable entries
4 × M32/M40

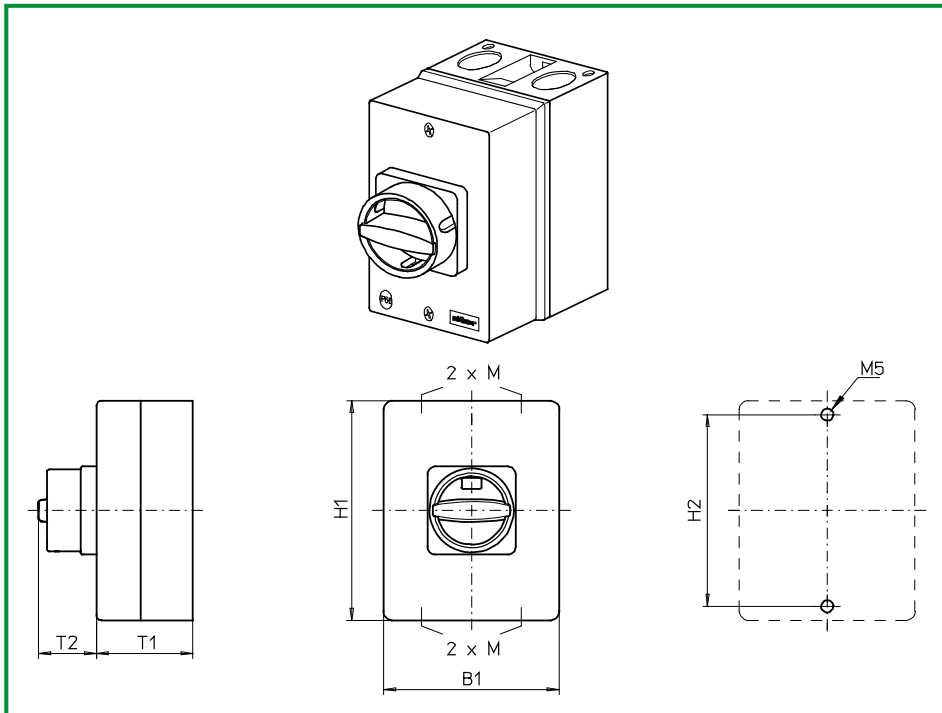
735M1 (IP66)

735M4 (IP66)

Complete switch	Poles	Product lines	Rated data (IEC 60947)			Order code number
			Operational current I _e	Operational power at 380–440V		
			AC-21A A	AC-23A kW	AC-3 kW	
Main Switches OFF position padlockable 09h	3 ... 4	H200-A	20	5,5	3,7	H216 - 41 ... - 735M1
			25	7,5	5,5	H220 - 41 ... - 735M1
			32	11	7,5	H226 - 41 ... - 735M1
			40	15	11	H233 - 41 ... - 735M1
Main/Emergency-Off Switches OFF position padlockable 09h	3 ... 4	H200-A	20	5,5	3,7	H216 - 41 ... - 735M4
			25	7,5	5,5	H220 - 41 ... - 735M4
			32	11	7,5	H226 - 41 ... - 735M4
			40	15	11	H233 - 41 ... - 735M4
SMD modules for basic switch A02						
Mounting form module (switch module ED)			H200-A			BFA2 - ED
Enclosure module, mounting form 735M1						PAH2 - 735M1
Enclosure module, mounting form 735M4						PAH2 - 735M4
Dimensions (mm)						
Product line	H1	B1	T1	T2	2xM	H2
H200-A	250	160	120	38	32/40	235

Enclosed Switches

sälzer



Product line
H200-A

Enclosed switch

Insulated enclosure
250 × 160 × 120 mm

with cover interlock
in ON position
with PE terminal
without N terminal

Cable entries
4 × M32/M40

735N1 (IP66)

735N4 (IP66)

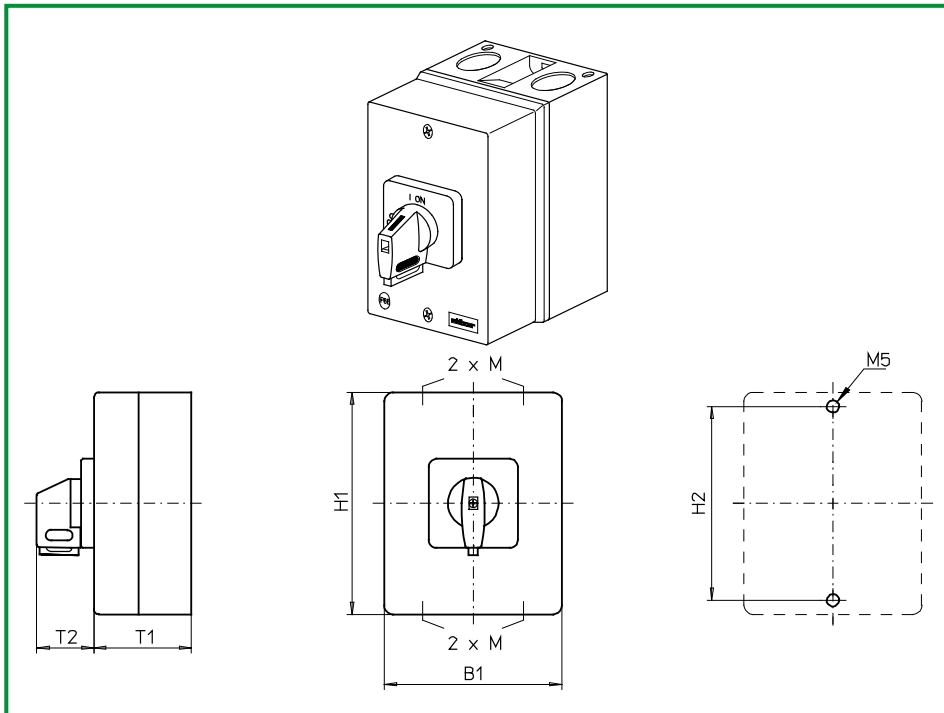
Complete switch	Poles	Product lines	Rated data (IEC 60947)			Order code number
			Operational current I_e	Operational power at 380–440V		
			AC-21A A	AC-23A kW	AC-3 kW	
Main Switches OFF position padlockable 12h	3 ... 4	H200-A	20	5,5	3,7	H216 - 41 ... - 735N1
			25	7,5	5,5	H220 - 41 ... - 735N1
			32	11	7,5	H226 - 41 ... - 735N1
			40	15	11	H233 - 41 ... - 735N1
Main/Emergency-Off Switches OFF position padlockable 12h	3 ... 4	H200-A	20	5,5	3,7	H216 - 41 ... - 735N4
			25	7,5	5,5	H220 - 41 ... - 735N4
			32	11	7,5	H226 - 41 ... - 735N4
			40	15	11	H233 - 41 ... - 735N4

SMD modules for basic switch A02		
Mounting form module (switch module ED)	H200-A	BFA2 - ED
Enclosure module, mounting form 735N1		PAH2 - 735N1
Enclosure module, mounting form 735N4		PAH2 - 735N4

Dimensions (mm)						
Product line	H1	B1	T1	T2	2xM	H2
H200-A	250	160	120	33	32/40	235

Enclosed Switches

sälzer



Product line
H200-A

Enclosed switch

Insulated enclosure
250 × 160 × 120 mm

with cover interlock
in ON position
with PE terminal
without N terminal

Cable entries
4 × M32/M40

735V1 (IP66)

735V4 (IP66)

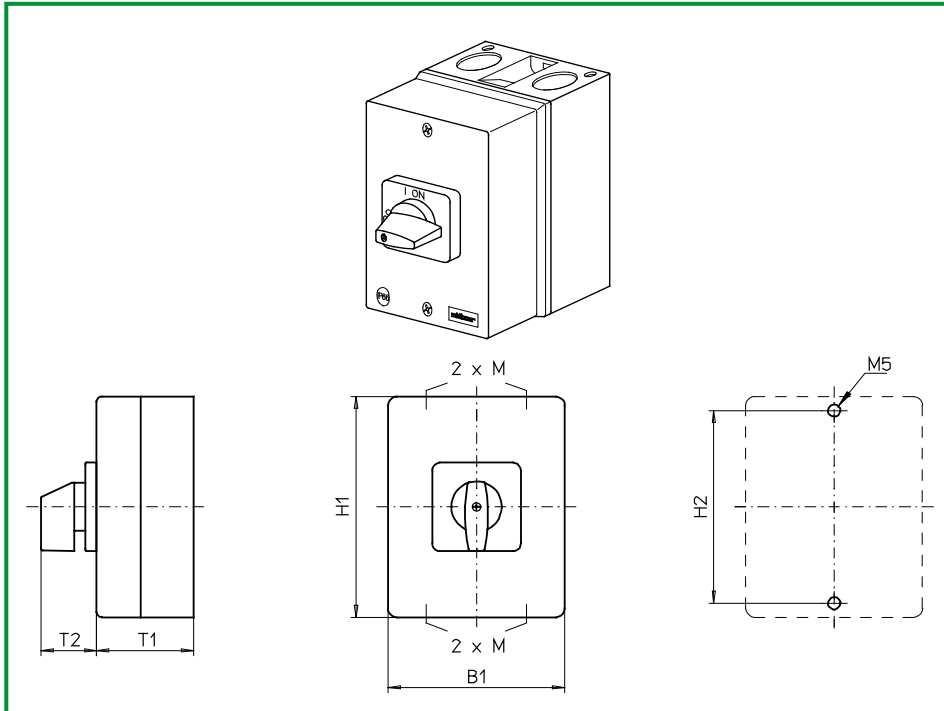
Complete switch	Poles	Product lines	Rated data (IEC 60947)			Order code number
			Operational current I _e	Operational power at 380–440V		
			AC-21A A	AC-23A kW	AC-3 kW	
Main Switches OFF position padlockable 09h	3 ... 4	H200-A	20	5,5	3,7	H216 - 41 ... - 735V1
			25	7,5	5,5	H220 - 41 ... - 735V1
			32	11	7,5	H226 - 41 ... - 735V1
			40	15	11	H233 - 41 ... - 735V1
Main/Emergency-Off Switches OFF position padlockable 09h	3 ... 4	H200-A	20	5,5	3,7	H216 - 41 ... - 735V4
			25	7,5	5,5	H220 - 41 ... - 735V4
			32	11	7,5	H226 - 41 ... - 735V4
			40	15	11	H233 - 41 ... - 735V4

SMD modules for basic switch A02		
Mounting form module (switch module ED)	H200-A	BFA2 - ED
Enclosure module, mounting form 735V1		PAH2 - 735V1
Enclosure module, mounting form 735V4		PAH2 - 735V4
Legend plate silver, enclosure module 735V1		FAS4 - 9... (FA number)
Legend plate yellow, enclosure module 735V4		FBS4 - 9... (FA number)

Dimensions (mm)						
Product line	H1	B1	T1	T2	2xM	H2
H200-A	250	160	120	39	32/40	235

Enclosed Switches

sälzer



Product line
H200-A

Enclosed switch

Insulated enclosure
250 × 160 × 120 mm

with cover interlock
in ON position
with PE terminal
without N terminal

Cable entries
4 × M32/M40

736M1 (IP66)

Complete switch	Poles	Product lines	Rated data (IEC 60947)			Order code number
			Operational current I_e	Operational power at 380–440V		
			AC-21A A	AC-23A kW	AC-3 kW	
ON-OFF Switches Switching angle 90°	3 ... 4	H200-A	20	5,5	3,7	H216 - 41 ... - 736M1
			25	7,5	5,5	H220 - 41 ... - 736M1
			32	11	7,5	H226 - 41 ... - 736M1
			40	15	11	H233 - 41 ... - 736M1
SMD modules for basic switch A02						
Mounting form module (switch module ED)			H200-A			BFA2 - ED
Enclosure module, mounting form 736M1						PAH2 - 736M1
Legend plate silver, enclosure module 736M1						FAS4 - 9... (FA number)
Dimensions (mm)						
Product line	H1	B1	T1	T2	2xM	H2
H200-A	250	160	120	39	32/40	235

Enclosed Switches

sälzer

Product line
H200-E

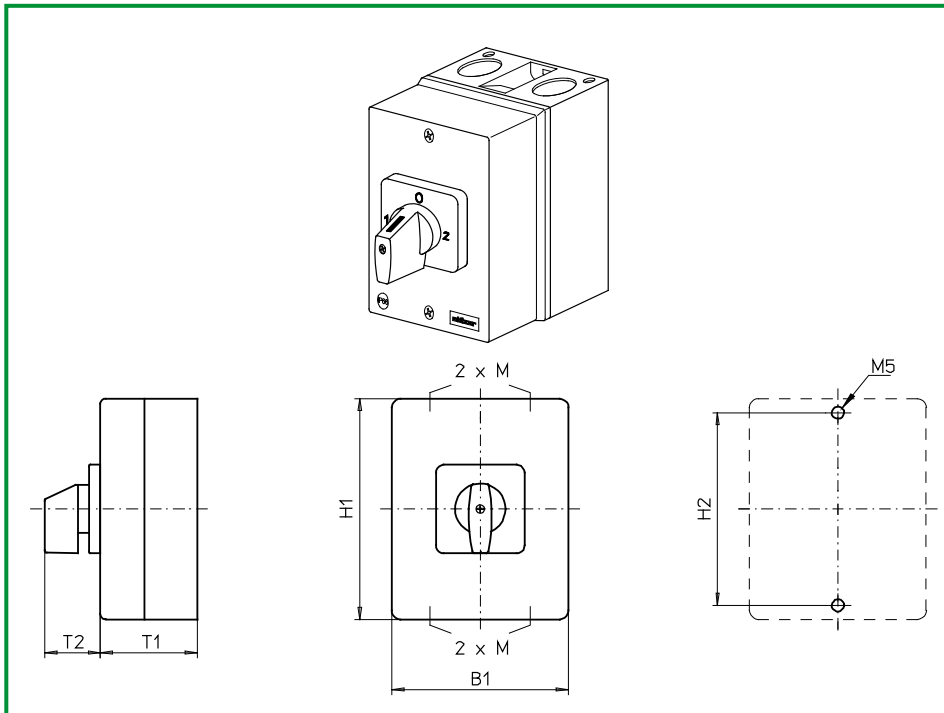
Enclosed switch

Insulated enclosure
250 × 160 × 120 mm

Cover interlock
in position 1 and 2
with PE terminal
without N terminal

Cable entries
4 × M32/M40

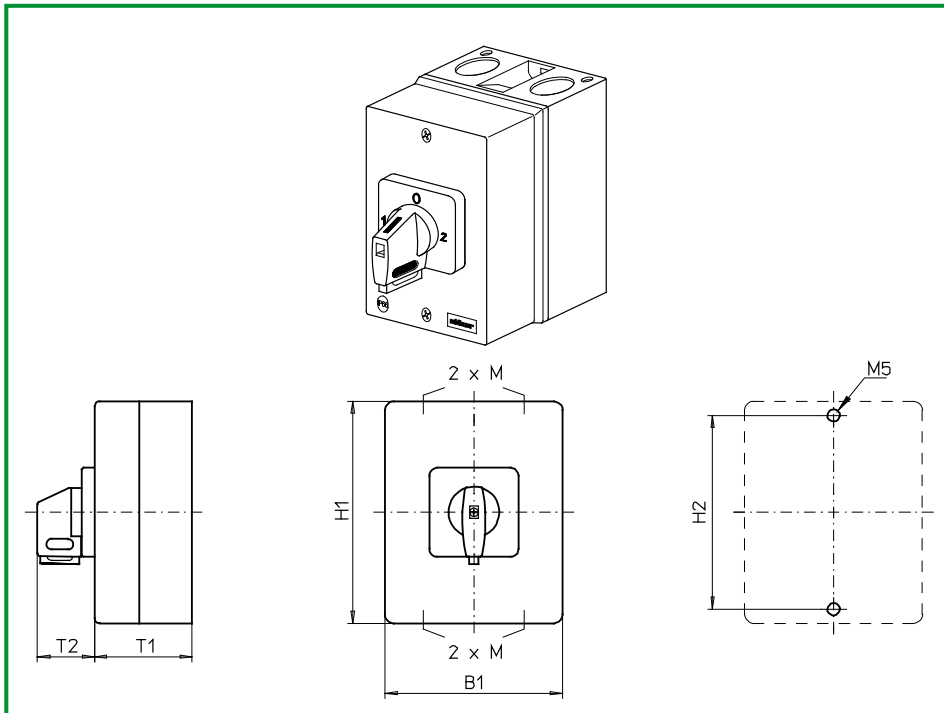
737M1 (IP66)



Complete switch	Poles	Product lines	Rated data (IEC 60947)			Order code number
			Operational current I _e	Operational power at 380–440V		
			AC-21A A	AC-23A kW	AC-3 kW	
Changeover with OFF Switching angle 90°	3 ... 4	H200-E	20	5,5	3,7	H216 - 71 ... - 737M1
			25	7,5	5,5	H220 - 71 ... - 737M1
			32	11	7,5	H226 - 71 ... - 737M1
			40	15	11	H233 - 71 ... - 737M1
SMD modules for basic switch A02						
Mounting form module (switch module ED)			H200-E			BFB2 - ED
Enclosure module, mounting form 737M1						PAH2 - 737M1
Legend plate silver, enclosure module 737M1						FAS4 - 9... (FA number)
Dimensions (mm)						
Product line	H1	B1	T1	T2	2xM	H2
H200-E	250	160	120	39	32/40	235

Enclosed Switches

sälzer



Product line
H200-E

Enclosed switch

Insulated enclosure
250 × 160 × 120 mm

Cover interlock
in position 1 and 2
with PE terminal
without N terminal

Cable entries
4 × M32/M40

729V1 (IP66)

737V1 (IP66)

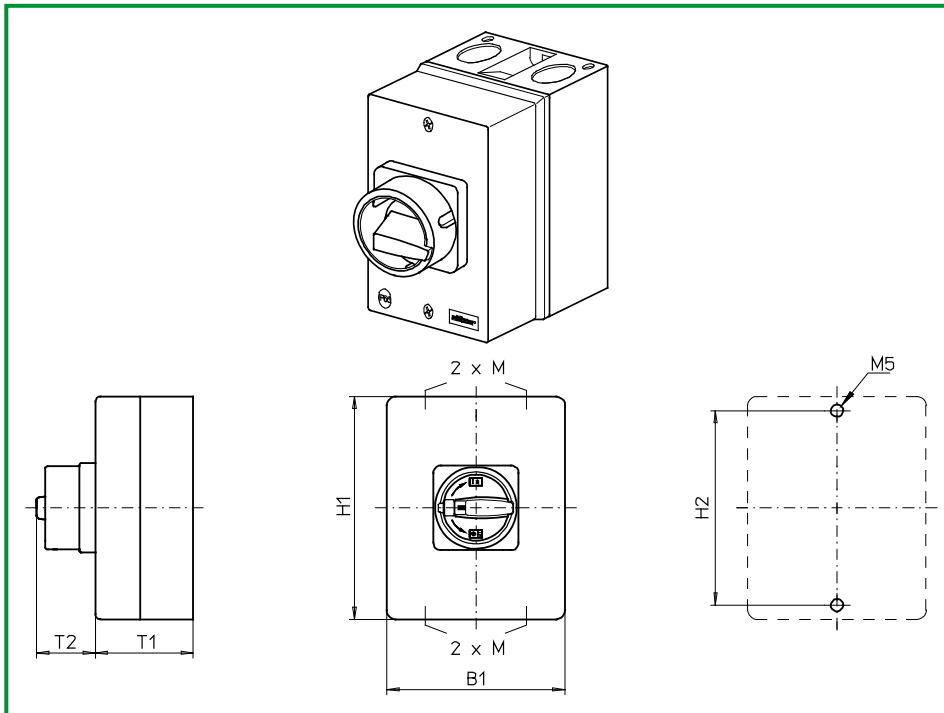
Complete switch	Poles	Product lines	Rated data (IEC 60947)			Order code number
			Operational current I _e	Operational power at 380–440V		
			AC-21A A	AC-23A kW	AC-3 kW	
Changeover with OFF Switching angle 90° OFF position padlockable 12h	3 ... 4	H200-E	20	5,5	3,7	H216 - 71 ... - 737V1
			25	7,5	5,5	H220 - 71 ... - 737V1
			32	11	7,5	H226 - 71 ... - 737V1
			40	15	11	H233 - 71 ... - 737V1
Changeover with OFF Switching angle 90° 3 positions padlockable (09h/12h/03h)	3 ... 4	H200-E	20	5,5	3,7	H216 - 71 ... - 729V1
			25	7,5	5,5	H220 - 71 ... - 729V1
			32	11	7,5	H226 - 71 ... - 729V1
			40	15	11	H233 - 71 ... - 729V1

SMD modules for basic switch A02		
Mounting form module (switch module ED)	H200-E	BFB2 - ED
Enclosure module, mounting form 737V1		PAH2 - 737V1
Enclosure module, mounting form 729V1		PAH2 - 729V1
Legend plate silver, enclosure module 737V1/729V1		FAS4 - 9... (FA number)

Dimensions (mm)						
Product line	H1	B1	T1	T2	2xM	H2
H200-E	250	160	120	39	32/40	235

Enclosed Switches

sälzer



Product line
H200-D

Enclosed switch

Insulated enclosure
250 × 160 × 120 mm

with cover interlock
in ON position

with PE terminal
without N terminal

Cable entries
4 × M32/M40

738M1 (IP66)

738M4 (IP66)

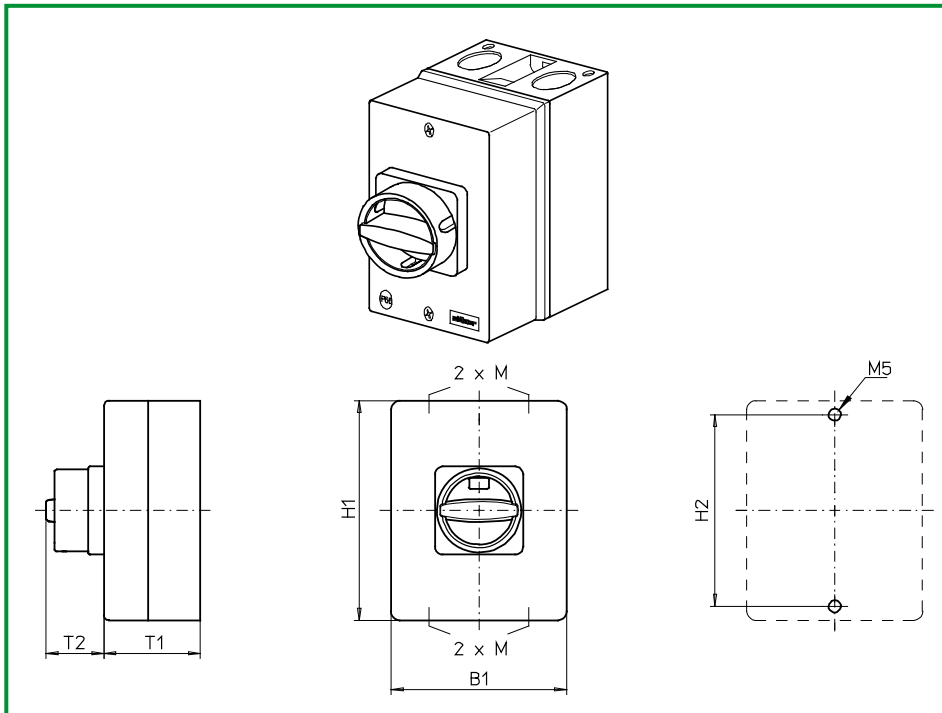
Complete switch	Poles	Product lines	Rated data (IEC 60947)			Order code number
			Operational current I_e	Operational power at 380–440V		
			AC-21A A	AC-23A kW	AC-3 kW	
Main Switches OFF position padlockable 09h	6 ... 8	H200-D	20	5,5	3,7	H216 - 41 ... - 738M1
			25	7,5	5,5	H220 - 41 ... - 738M1
			32	11	7,5	H226 - 41 ... - 738M1
			40	15	11	H233 - 41 ... - 738M1
Main/Emergency-Off Switches OFF position padlockable 09h	6 ... 8	H200-D	20	5,5	3,7	H216 - 41 ... - 738M4
			25	7,5	5,5	H220 - 41 ... - 738M4
			32	11	7,5	H226 - 41 ... - 738M4
			40	15	11	H233 - 41 ... - 738M4

SMD modules for basic switch A02		
Mounting form module (switch module ED)	H200-D	BFC2 - ED
Enclosure module, mounting form 738M1		PAH2 - 738M1
Enclosure module, mounting form 738M4		PAH2 - 738M4

Dimensions (mm)						
Product line	H1	B1	T1	T2	2xM	H2
H200-D	250	160	120	38	32/40	235

Enclosed Switches

sälzer



Product line
H200-D

Enclosed switch

Insulated enclosure
250 × 160 × 120 mm

with cover interlock
in ON position
with PE terminal
without N terminal

Cable entries
4 × M32/M40

738N1 (IP66)

738N4 (IP66)

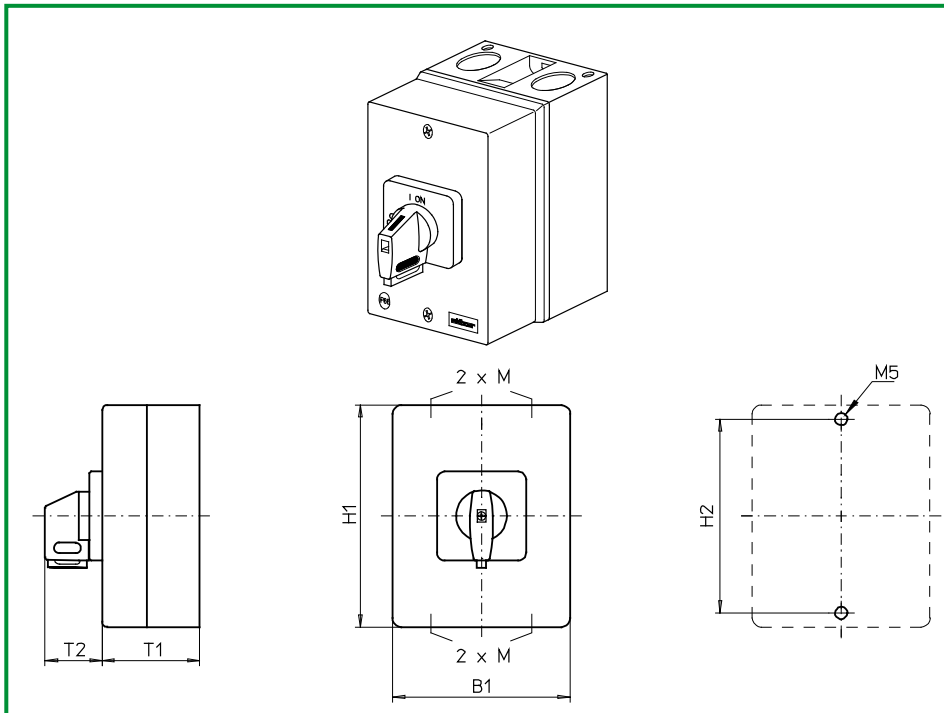
Complete switch	Poles	Product lines	Rated data (IEC 60947)			Order code number
			Operational current I _e	Operational power at 380–440V		
			AC-21A A	AC-23A kW	AC-3 kW	
Main Switches OFF position padlockable 12h	6 ... 8	H200-D	20	5,5	3,7	H216 - 41 ... - 738N1
			25	7,5	5,5	H220 - 41 ... - 738N1
			32	11	7,5	H226 - 41 ... - 738N1
			40	15	11	H233 - 41 ... - 738N1
Main/Emergency-Off Switches OFF position padlockable 12h	6 ... 8	H200-D	20	5,5	3,7	H216 - 41 ... - 738N4
			25	7,5	5,5	H220 - 41 ... - 738N4
			32	11	7,5	H226 - 41 ... - 738N4
			40	15	11	H233 - 41 ... - 738N4

SMD modules for basic switch A02		
Mounting form module (switch module ED)	H200-D	BFC2 - ED
Enclosure module, mounting form 738N1		PAH2 - 738N1
Enclosure module, mounting form 738N4		PAH2 - 738N4

Dimensions (mm)						
Product line	H1	B1	T1	T2	2xM	H2
H200-D	250	160	120	33	32/40	235

Enclosed Switches

sälzer



Product line
H200-D

Enclosed switch

Insulated enclosure
250 × 160 × 120 mm

with cover interlock
in ON position

with PE terminal
without N terminal

Cable entries
4 × M32/M40

738V1 (IP66)

738V4 (IP66)

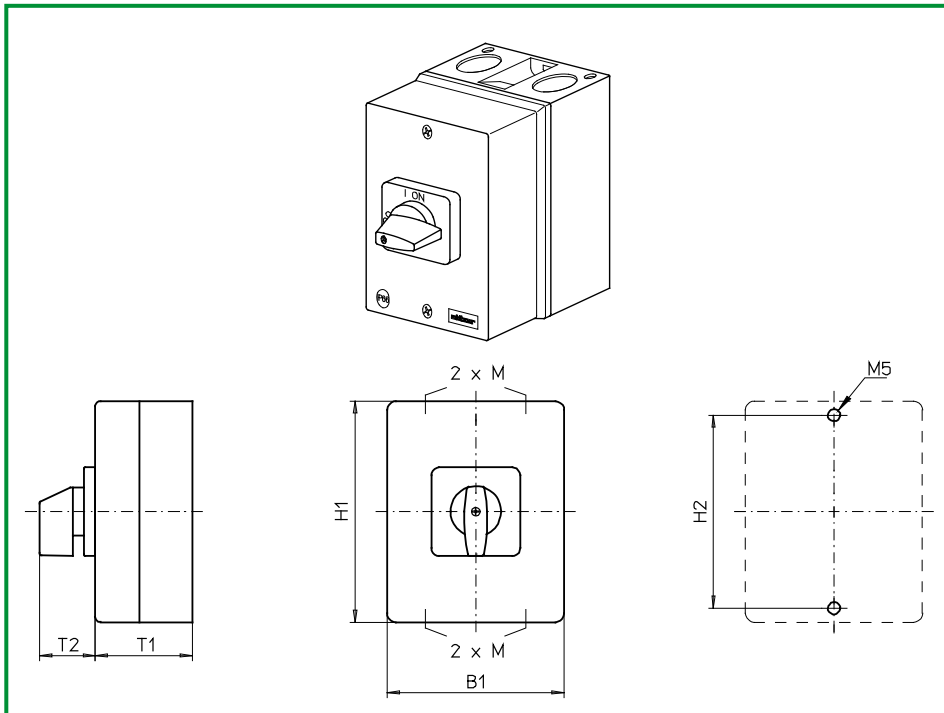
Complete switch	Poles	Product lines	Rated data (IEC 60947)			Order code number
			Operational current I_e	Operational power at 380–440V		
			AC-21A A	AC-23A kW	AC-3 kW	
Main Switches OFF position padlockable 09h	6 ... 8	H200-D	20	5,5	3,7	H216 - 41 ... - 738V1
			25	7,5	5,5	H220 - 41 ... - 738V1
			32	11	7,5	H226 - 41 ... - 738V1
			40	15	11	H233 - 41 ... - 738V1
Main/Emergency-Off Switches OFF position padlockable 09h	6 ... 8	H200-D	20	5,5	3,7	H216 - 41 ... - 738V4
			25	7,5	5,5	H220 - 41 ... - 738V4
			32	11	7,5	H226 - 41 ... - 738V4
			40	15	11	H233 - 41 ... - 738V4

SMD modules for basic switch A02		
Mounting form module (switch module ED)	H200-D	BFC2 - ED
Enclosure module, mounting form 738V1		PAH2 - 738V1
Enclosure module, mounting form 738V4		PAH2 - 738V4
Legend plate silver, enclosure module 738V1		FAS4 - 9... (FA number)
Legend plate yellow, enclosure module 738V4		FBS4 - 9... (FA number)

Dimensions (mm)						
Product line	H1	B1	T1	T2	2xM	H2
H200-D	250	160	120	39	32/40	235

Enclosed Switches

sälzer



Product line
H200-D

Enclosed switch

Insulated enclosure
250 × 160 × 120 mm

with cover interlock
in ON position
with PE terminal
without N terminal

Cable entries
4 × M32/M40

739M1 (IP66)

Complete switch	Poles	Product lines	Rated data (IEC 60947)			Order code number
			Operational current I _e	Operational power at 380–440V		
			AC-21A A	AC-23A kW	AC-3 kW	
ON-OFF Switches Switching angle 90°	6 ... 8	H200-D	20	5,5	3,7	H216 - 41 ... - 739M1
			25	7,5	5,5	H220 - 41 ... - 739M1
			32	11	7,5	H226 - 41 ... - 739M1
			40	15	11	H233 - 41 ... - 739M1
SMD modules for basic switch A02						
Mounting form module (switch module ED)			H200-D			BFC2 - ED
Enclosure module, mounting form 739M1						PAH2 - 739M1
Legend plate silver, enclosure module 739M1						FAS4 - 9... (FA number)
Dimensions (mm)						
Product line	H1	B1	T1	T2	2xM	H2
H200-D	250	160	120	39	32/40	235

Enclosed Switches

sälzer

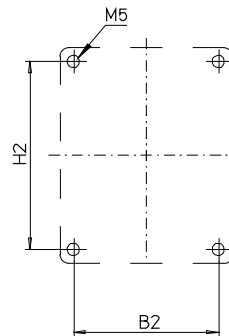
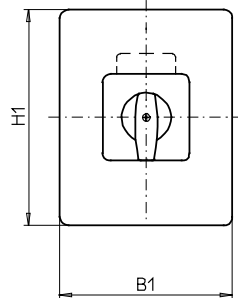
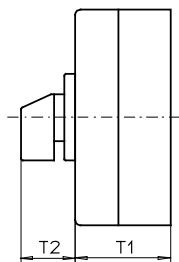
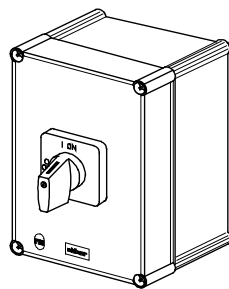
Product line
H200-D

Insulated enclosure
Polycarbonate
280 × 190 × 130 mm

with cover interlock
in ON position

Cable entries
without
with PE terminal
without N terminal

741M1 (IP66)



Complete switch	Poles	Product lines	Rated data (IEC 60947)			Order code number
			Operational current I _e	Operational power at 380–440V		
			AC-21A A	AC-23A kW	AC-3 kW	
ON-OFF Switches Switching angle 90°	6 ... 8	H200-D	20	5,5	3,7	H216 - 41 ... - 741M1
			25	7,5	5,5	H220 - 41 ... - 741M1
			32	11	7,5	H226 - 41 ... - 741M1
			40	15	11	H233 - 41 ... - 741M1

Realisable switching programmes:

6 pole 41600, 41611, 41620, 41622, 41631, 41640
8 pole 41800

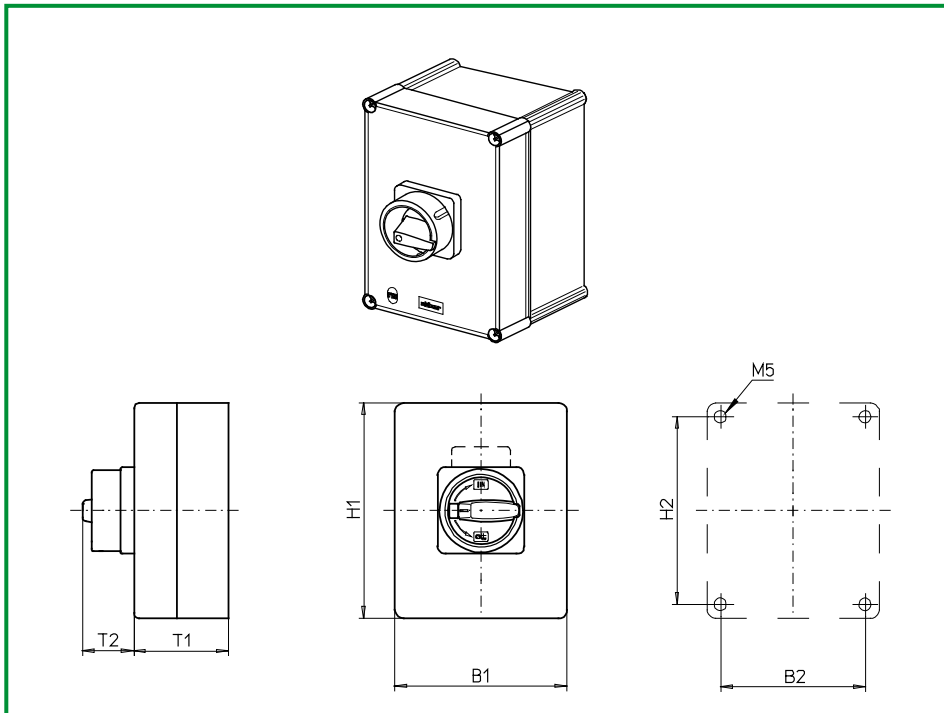
SMD modules for basic switch A02		
Mounting form module for 741M1	H200-D	BFB2 - E8
Enclosure module, mounting form 741M1		PAH2 - 741M1
Legend plate silver, enclosure module 741M1		FAS4 - 9... (FA number)

Dimensions (mm)

Product line	H1	B1	T1	T2	H2	B2
H200-D	280	190	130	39	254	164

Enclosed Switches

sälzer



**Product line
H200-D**

**Insulated enclosure
Polycarbonate**
280 × 190 × 130 mm

with cover interlock
in ON position

Cable entries
without

with PE terminal
without N terminal

740M1 (IP66)

740M4 (IP66)

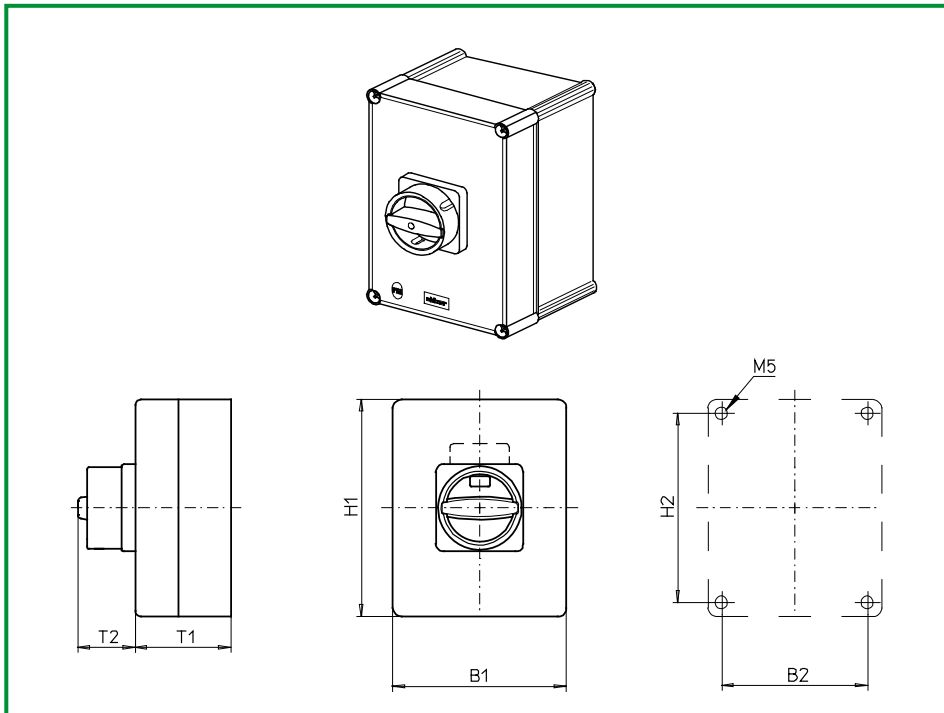
Complete switch	Poles	Product lines	Rated data (IEC 60947)			Order code number
			Operational current I _e	Operational power at 380–440V		
			AC-21A A	AC-23A kW	AC-3 kW	
Main Switches OFF position padlockable 09h	6 ... 8	H200-D	20	5,5	3,7	H216 - 41 ... - 740M1
			25	7,5	5,5	H220 - 41 ... - 740M1
			32	11	7,5	H226 - 41 ... - 740M1
			40	15	11	H233 - 41 ... - 740M1
Main/Emergency-Off Switches OFF position padlockable 09h	6 ... 8	H200-D	20	5,5	3,7	H216 - 41 ... - 740M4
			25	7,5	5,5	H220 - 41 ... - 740M4
			32	11	7,5	H226 - 41 ... - 740M4
			40	15	11	H233 - 41 ... - 740M4
Realisable switching programmes:						
6 pole	41600, 41611, 41620, 41622, 41631, 41640					
8 pole	41800					

SMD modules for basic switch A02		
Mounting form module for 740M1/740M4	H200-D	BFB2 - E8
Enclosure module, mounting form 740M1		PAH2 - 740M1
Enclosure module, mounting form 740M4		PAH2 - 740M4

Dimensions (mm)						
Product line	H1	B1	T1	T2	H2	B2
H200-D	280	190	130	38	254	164

Enclosed Switches

sälzer



Product line
H200-D

Insulated enclosure
Polycarbonate
280 × 190 × 130 mm

with cover interlock
in ON position

Cable entries
without

with PE terminal
without N terminal

740N1 (IP66)

740N4 (IP66)

Complete switch	Poles	Product lines	Rated data (IEC 60947)			Order code number
			Operational current I _e	Operational power at 380–440V		
			AC-21A A	AC-23A kW	AC-3 kW	
Main Switches OFF position padlockable 12h	6 ... 8	H200-D	20	5,5	3,7	H216 - 41 ... - 740N1
			25	7,5	5,5	H220 - 41 ... - 740N1
			32	11	7,5	H226 - 41 ... - 740N1
			40	15	11	H233 - 41 ... - 740N1
Main/Emergency-Off Switches OFF position padlockable 12h	6 ... 8	H200-D	20	5,5	3,7	H216 - 41 ... - 740N4
			25	7,5	5,5	H220 - 41 ... - 740N4
			32	11	7,5	H226 - 41 ... - 740N4
			40	15	11	H233 - 41 ... - 740N4

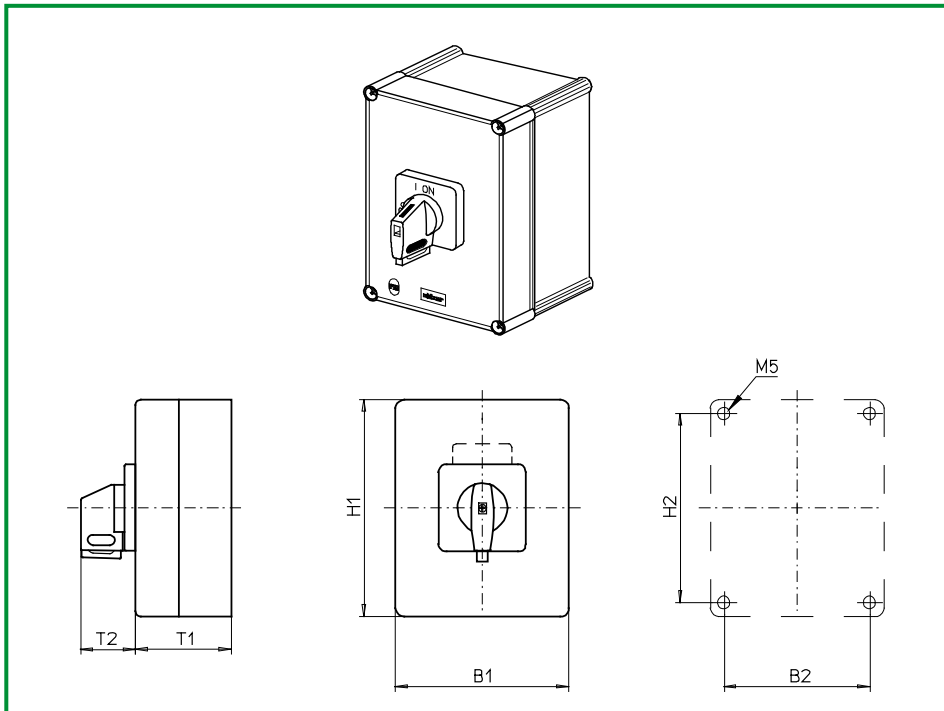
Realisable switching programmes:
 6 pole 41600, 41611, 41620, 41622, 41631, 41640
 8 pole 41800

SMD modules for basic switch A02			
Mounting form module for 740N1/740N4		H200-D	BFB2 - E8
Enclosure module, mounting form 740N1			PAH2 - 740N1
Enclosure module, mounting form 740N4			PAH2 - 740N4

Dimensions (mm)						
Product line	H1	B1	T1	T2	H2	B2
H200-D	280	190	130	33	254	164

Enclosed Switches

sälzer



Product line
H200-D

Insulated enclosure
Polycarbonate
280 × 190 × 130 mm

with cover interlock
in ON position

Cable entries
without

with PE terminal
without N terminal

740V1 (IP66)

740V4 (IP66)

Complete switch	Poles	Product lines	Rated data (IEC 60947)			Order code number
			Operational current I _e	Operational power at 380–440V		
			AC-21A A	AC-23A kW	AC-3 kW	
Main Switches OFF position padlockable 09h	6 ... 8	H200-D	20	5,5	3,7	H216 - 41 ... - 740V1
			25	7,5	5,5	H220 - 41 ... - 740V1
			32	11	7,5	H226 - 41 ... - 740V1
			40	15	11	H233 - 41 ... - 740V1
Main/Emergency-Off Switches OFF position padlockable 09h	6 ... 8	H200-D	20	5,5	3,7	H216 - 41 ... - 740V4
			25	7,5	5,5	H220 - 41 ... - 740V4
			32	11	7,5	H226 - 41 ... - 740V4
			40	15	11	H233 - 41 ... - 740V4

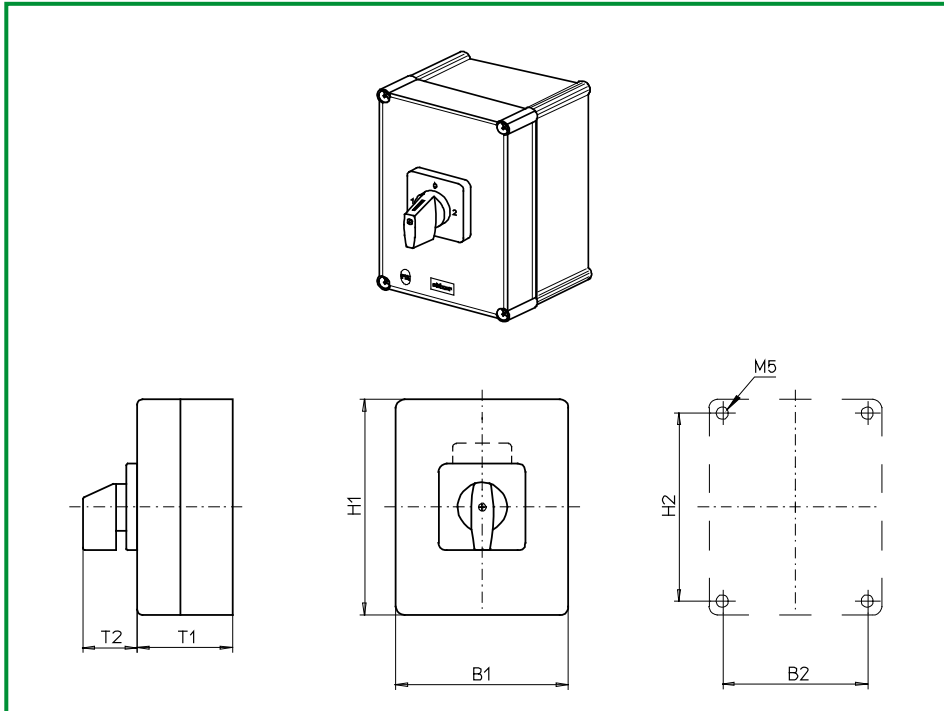
Realisable switching programmes:
 6 pole 41600, 41611, 41620, 41622, 41631, 41640
 8 pole 41800

SMD modules for basic switch A02		
Mounting form module for 740V1/740V4	H200-D	BFB2 - E8
Enclosure module, mounting form 740V1		PAH2 - 740V1
Enclosure module, mounting form 740V4		PAH2 - 740V4
Legend plate silver, enclosure module 740V1		FAS4 - 9... (FA number)
Legend plate yellow, enclosure module 740V4		FBS4 - 9... (FA number)

Dimensions (mm)						
Product line	H1	B1	T1	T2	H2	B2
H200-D	280	190	130	39	254	164

Enclosed Switches

sälzer



Product line
H200-E

Insulated enclosure
Polycarbonate
280 × 190 × 130 mm

Cover interlock
in position 1 and 2

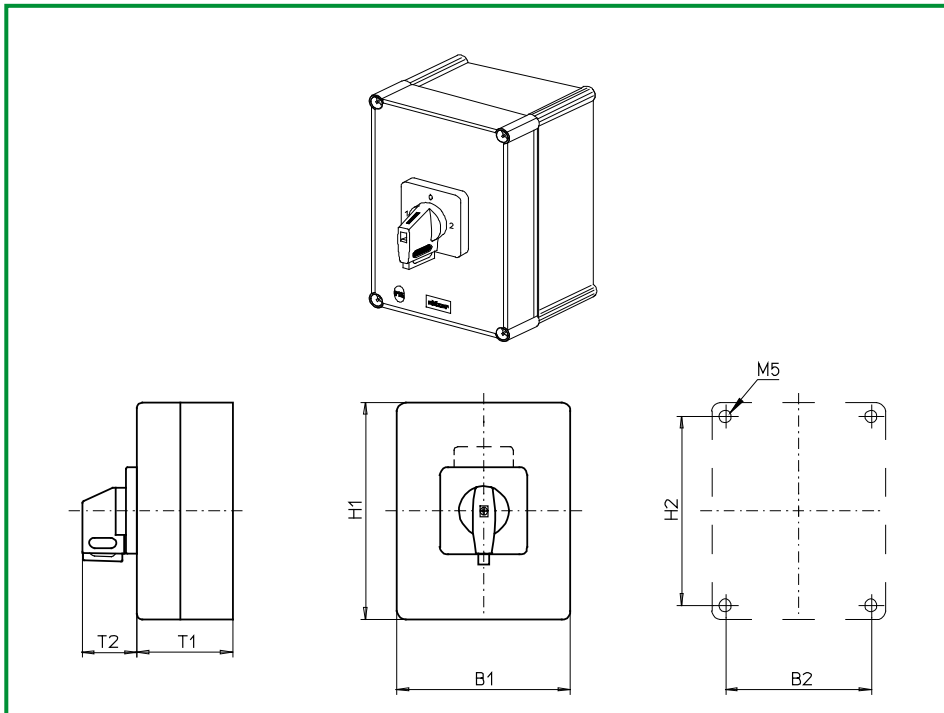
Cable entries
without
with PE terminal
without N terminal

742M1 (IP66)

Complete switch	Poles	Product lines	Rated data (IEC 60947)			Order code number
			Operational current I _e	Operational power at 380–440V		
			AC-21A A	AC-23A kW	AC-3 kW	
Changeover with OFF Switching angle 90°	3 ... 4	H200-E	20	5,5	3,7	H216 - 71 ... - 742M1
			25	7,5	5,5	H220 - 71 ... - 742M1
			32	11	7,5	H226 - 71 ... - 742M1
			40	15	11	H233 - 71 ... - 742M1
Realisable switching programmes:						
3 pole			71300, 71301, 71302, 71310, 71311, 71312			
			71320, 71321, 71322			
4 pole			71400			
SMD modules for basic switch A02						
Mounting form module for 742M1			H200-E			BFB2 - E8
Enclosure module, mounting form 742M1						PAH2 - 742M1
Legend plate silver, enclosure module		742M1				FAS4 - 9... (FA number)
Dimensions (mm)						
Product line	H1	B1	T1	T2	H2	B2
H200-E	280	190	130	39	254	164

Enclosed Switches

sälzer



**Product line
H200-E**

**Insulated enclosure
Polycarbonate**
280 × 190 × 130 mm

Cover interlock
in position 1 and 2

Cable entries
without
with PE terminal
without N terminal

742V1 (IP66)

743V1 (IP66)

Complete switch	Poles	Product lines	Rated data (IEC 60947)			Order code number
			Operational current I_e		Operational power at 380–440V	
			AC-21A A	AC-23A kW	AC-3 kW	
Changeover with OFF Switching angle 90° OFF position padlockable 12h	3 ... 4	H200-E	20	5,5	3,7	H216 - 71 ... - 742V1
			25	7,5	5,5	H220 - 71 ... - 742V1
			32	11	7,5	H226 - 71 ... - 742V1
			40	15	11	H233 - 71 ... - 742V1
Changeover with OFF Switching angle 90° 3 positions padlockable (09h/12h/03h)	3 ... 4	H200-E	20	5,5	3,7	H216 - 71 ... - 743V1
			25	7,5	5,5	H220 - 71 ... - 743V1
			32	11	7,5	H226 - 71 ... - 743V1
			40	15	11	H233 - 71 ... - 743V1
Realisable switching programmes:						
3 pole	71300, 71301, 71302, 71310, 71311, 71312					
	71320, 71321, 71322					
4 pole	71400					
SMD modules for basic switch A02						
Mounting form module for 742V1/743V1			H200-E		BFB2 - E8	
Enclosure module, mounting form 742V1					PAH2 - 742V1	
Enclosure module, mounting form 743V1					PAH2 - 743V1	
Legend plate silver, enclosure module 742V1/743V1					FAS4 - 9... (FA number)	
Dimensions (mm)						
Product line	H1	B1	T1	T2	H2	B2
H200-E	280	190	130	39	254	164

Enclosed Switches

sälzer

Product line
H200-D

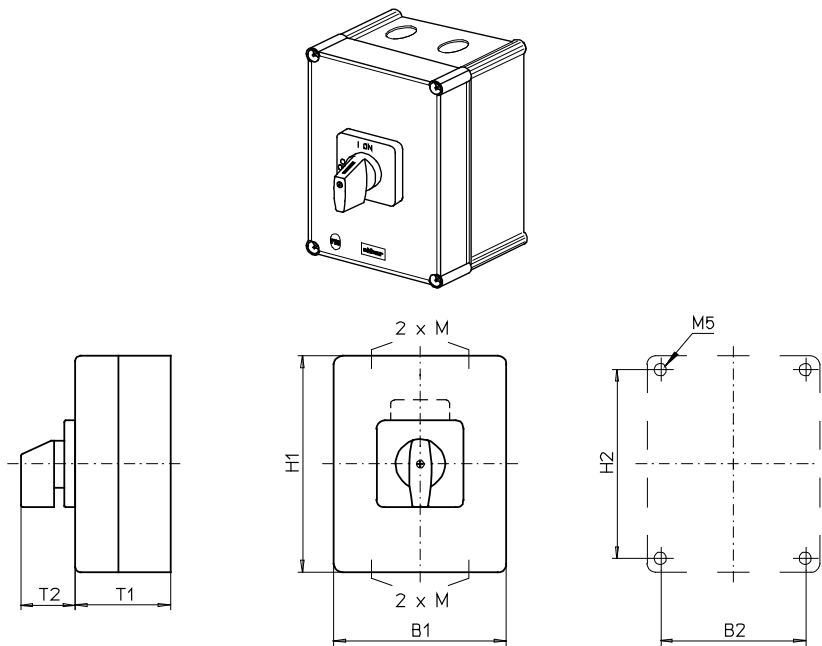
Insulated enclosure
Polycarbonate
280 × 190 × 130 mm

with cover interlock
in ON position

Cable entries
4 × with screw thread
M40x1,5

with PE terminal
without N terminal

771M1 (IP66)



Complete switch	Poles	Product lines	Rated data (IEC 60947)			Order code number
			Operational current I _e	Operational power at 380–440V		
			AC-21A A	AC-23A kW	AC-3 kW	
ON-OFF Switches Switching angle 90°	6 ... 8	H200-D	20	5,5	3,7	H216 - 41 ... - 771M1
			25	7,5	5,5	H220 - 41 ... - 771M1
			32	11	7,5	H226 - 41 ... - 771M1
			40	15	11	H233 - 41 ... - 771M1

Realisable switching programmes:

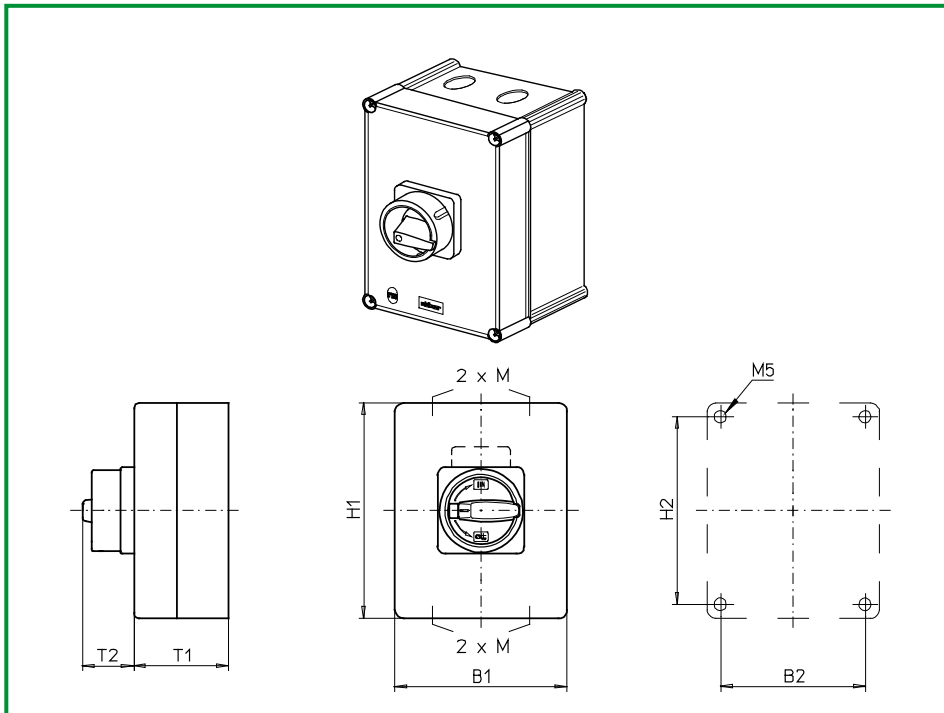
6 pole 41600, 41611, 41620, 41622, 41631, 41640
8 pole 41800

SMD modules for basic switch A02		
Mounting form module for 771M1	H200-D	BFB2 - E8
Enclosure module, mounting form 771M1		PAH2 - 771M1
Legend plate silver, enclosure module 771M1		FAS4 - 9... (FA number)

Dimensions (mm)							
Product line	H1	B1	T1	T2	2xM	H2	B2
H200-D	280	190	130	39	40x1,5	254	164

Enclosed Switches

sälzer



Product line
H200-D

Insulated enclosure
Polycarbonate
280 x 190 x 130 mm

with cover interlock
in ON position

Cable entries
4 x with screw thread
M40x1,5

with PE terminal
without N terminal

770M1 (IP66)

770M4 (IP66)

Complete switch	Poles	Product lines	Rated data (IEC 60947)			Order code number
			Operational current I _e	Operational power at 380–440V		
			AC-21A A	AC-23A kW	AC-3 kW	
Main Switches OFF position padlockable 09h	6 ... 8	H200-D	20	5,5	3,7	H216 - 41 ... - 770M1
			25	7,5	5,5	H220 - 41 ... - 770M1
			32	11	7,5	H226 - 41 ... - 770M1
			40	15	11	H233 - 41 ... - 770M1
Main/Emergency-Off Switches OFF position padlockable 09h	6 ... 8	H200-D	20	5,5	3,7	H216 - 41 ... - 770M4
			25	7,5	5,5	H220 - 41 ... - 770M4
			32	11	7,5	H226 - 41 ... - 770M4
			40	15	11	H233 - 41 ... - 770M4
Realisable switching programmes:						
6 pole	41600, 41611, 41620, 41622, 41631, 41640					
8 pole	41800					

SMD modules for basic switch A02		
Mounting form module for 770M1/770M4	H200-D	BFB2 - E8
Enclosure module, mounting form 770M1		PAH2 - 770M1
Enclosure module, mounting form 770M4		PAH2 - 770M4

Dimensions (mm)							
Product line	H1	B1	T1	T2	2xM	H2	B2
H200-D	280	190	130	50	40x1,5	254	164

Enclosed Switches

sälzer

**Product line
H200-D**

**Insulated enclosure
Polycarbonate**
280 × 190 × 130 mm

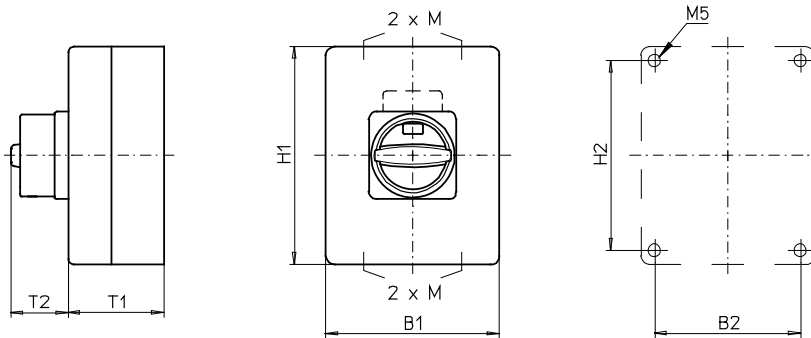
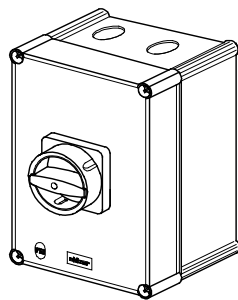
with cover interlock
in ON position

Cable entries
4 × with screw thread
M40x1,5

with PE terminal
without N terminal

770N1 (IP66)

770N4 (IP66)



Complete switch	Poles	Product lines	Rated data (IEC 60947)			Order code number
			Operational current I _e	Operational power at 380–440V		
			AC-21A A	AC-23A kW	AC-3 kW	
Main Switches OFF position padlockable 12h	6 ... 8	H200-D	20	5,5	3,7	H216 - 41 ... - 770N1
			25	7,5	5,5	H220 - 41 ... - 770N1
			32	11	7,5	H226 - 41 ... - 770N1
			40	15	11	H233 - 41 ... - 770N1
Main/Emergency-Off Switches OFF position padlockable 12h	6 ... 8	H200-D	20	5,5	3,7	H216 - 41 ... - 770N4
			25	7,5	5,5	H220 - 41 ... - 770N4
			32	11	7,5	H226 - 41 ... - 770N4
			40	15	11	H233 - 41 ... - 770N4

Realisable switching programmes:

6 pole 41600, 41611, 41620, 41622, 41631, 41640
8 pole 41800

SMD modules for basic switch A02

Mounting form module for 770N1/770N4

H200-D

BFB2 - E8

Enclosure module, mounting form 770N1
Enclosure module, mounting form 770N4

**PAH2 - 770N1
PAH2 - 770N4**

Dimensions (mm)

Product line	H1	B1	T1	T2	2xM	H2	B2
H200-D	280	190	130	45	40x1,5	254	164

Enclosed Switches

sälzer

Product line
H200-D

Insulated enclosure
Polycarbonate
280 × 190 × 130 mm

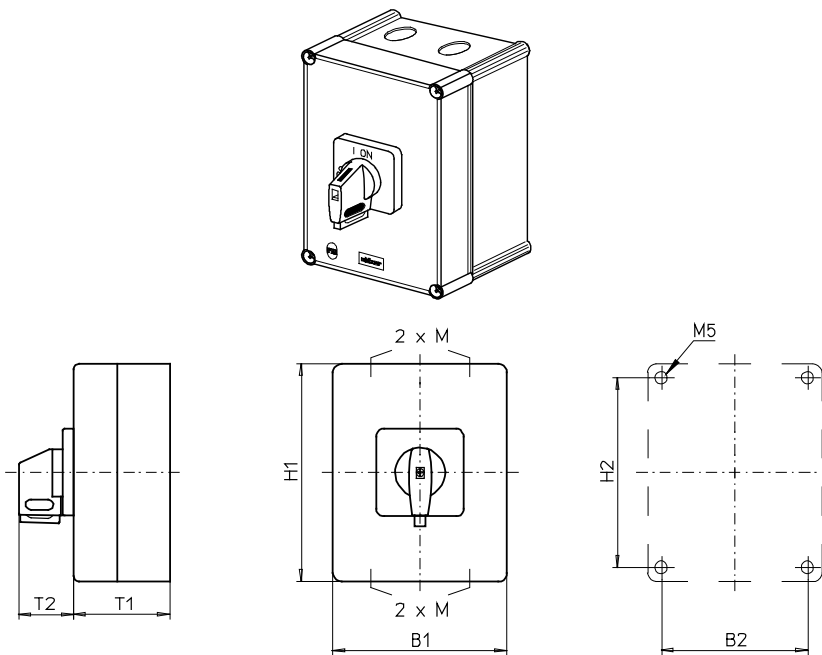
with cover interlock
in ON position

Cable entries
4 × with screw thread
M40x1,5

with PE terminal
without N terminal

770V1 (IP66)

770V4 (IP66)



Complete switch	Poles	Product lines	Rated data (IEC 60947)			Order code number
			Operational current I _e	Operational power at 380–440V		
			AC-21A A	AC-23A kW	AC-3 kW	
Main Switches OFF position padlockable 09h	6 ... 8	H200-D	20	5,5	3,7	H216 - 41 ... - 770V1
			25	7,5	5,5	H220 - 41 ... - 770V1
			32	11	7,5	H226 - 41 ... - 770V1
			40	15	11	H233 - 41 ... - 770V1
Main/Emergency-Off Switches OFF position padlockable 09h	6 ... 8	H200-D	20	5,5	3,7	H216 - 41 ... - 770V4
			25	7,5	5,5	H220 - 41 ... - 770V4
			32	11	7,5	H226 - 41 ... - 770V4
			40	15	11	H233 - 41 ... - 770V4

Realisable switching programmes:

6 pole 41600, 41611, 41620, 41622, 41631, 41640
8 pole 41800

SMD modules for basic switch A02

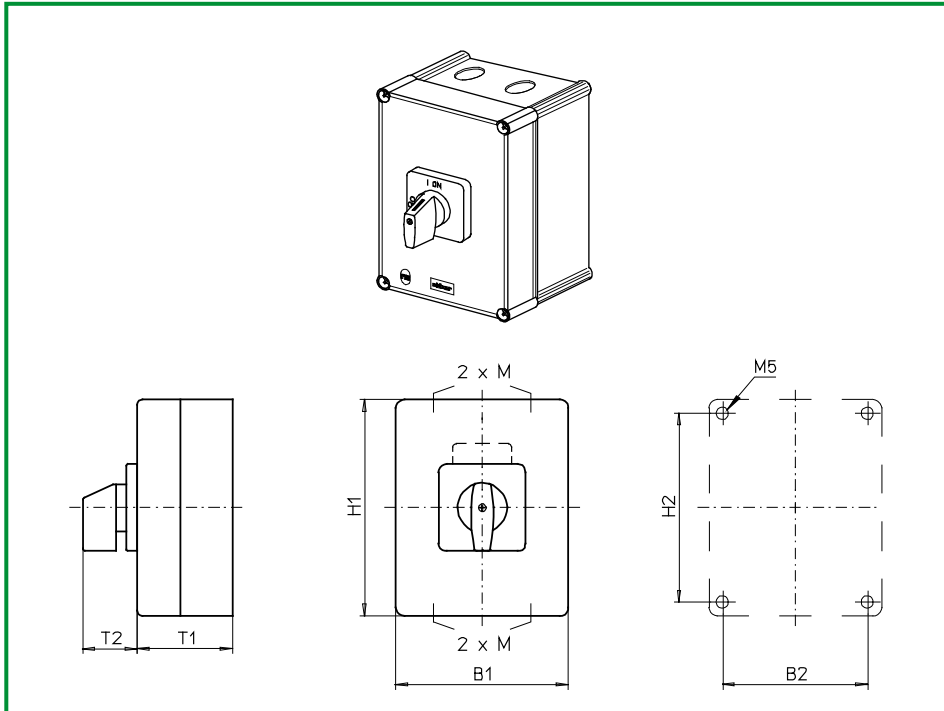
Mounting form module for 770V1/770V4	H200-D	BFB2 - E8
Enclosure module, mounting form 770V1		PAH2 - 770V1
Enclosure module, mounting form 770V4		PAH2 - 770V4
Legend plate silver, enclosure module 770V1		FAS4 - 9... (FA number)
Legend plate yellow, enclosure module 770V4		FBS4 - 9... (FA number)

Dimensions (mm)

Product line	H1	B1	T1	T2	2xM	H2	B2
H200-D	280	190	130	39	40x1,5	254	164

Enclosed Switches

sälzer



Product line
H200-E

Insulated enclosure
Polycarbonate
280 × 190 × 130 mm

with cover interlock
in ON position

Cable entries
4 × with screw thread
M40x1,5

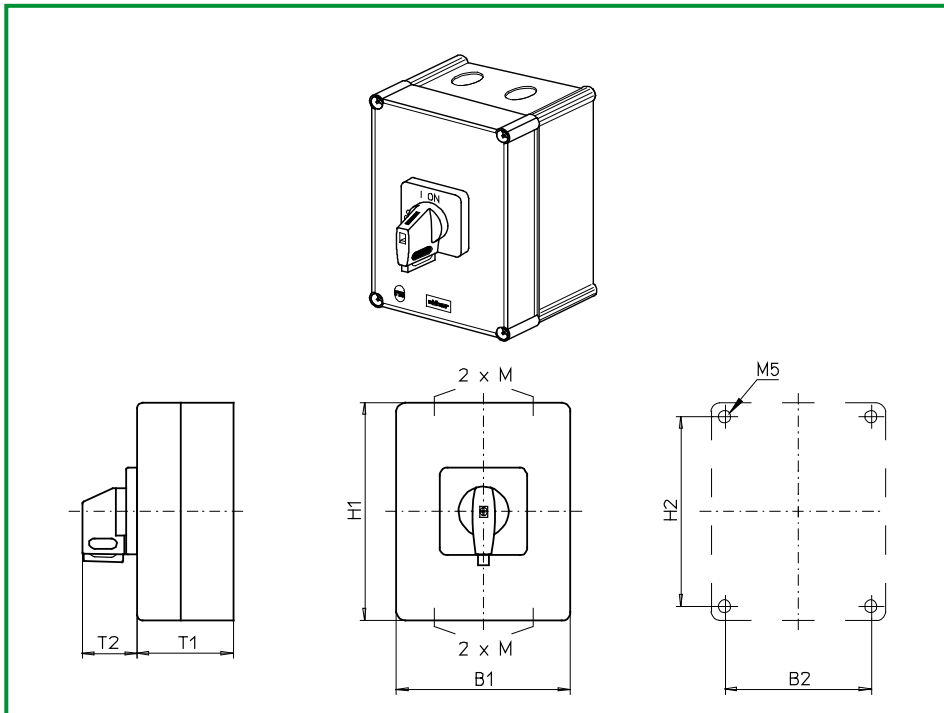
with PE terminal
without N terminal

772M1 (IP66)

Complete switch	Poles	Product lines	Rated data (IEC 60947)			Order code number	
			Operational current I _e	Operational power at 380–440V			
			AC-21A A	AC-23A kW	AC-3 kW		
Changeover with OFF Switching angle 90°	3 ... 4	H200-E	20	5,5	3,7	H216 - 71 ... - 772M1	
			25	7,5	5,5	H220 - 71 ... - 772M1	
			32	11	7,5	H226 - 71 ... - 772M1	
			40	15	11	H233 - 71 ... - 772M1	
Realisable switching programmes:							
3 pole			71300, 71301, 71302, 71310, 71311, 71312				
			71320, 71321, 71322				
4 pole			71400				
SMD modules for basic switch A02							
Mounting form module for 772M1			H200-E			BFB2 - E8	
Enclosure module, mounting form 772M1						PAH2 - 772M1	
Legend plate silver, enclosure module 772M1						FAS4 - 9... (FA number)	
Dimensions (mm)							
Product line	H1	B1	T1	T2	2xM	H2	B2
H200-D	280	190	130	39	40x1,5	254	164

Enclosed Switches

sälzer



Product line
H200-E

Insulated enclosure
Polycarbonate
280 × 190 × 130 mm

with cover interlock
in ON position

Cable entries
4 × with screw thread
M40x1,5

with PE terminal
without N terminal

772V1 (IP66)

773V1 (IP66)

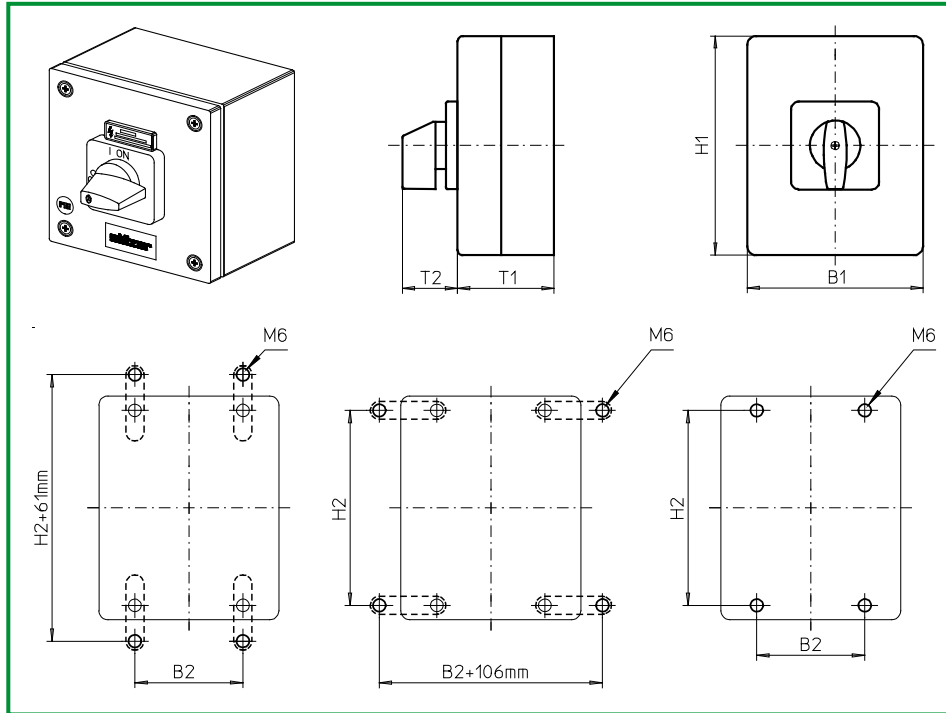
Complete switch	Poles	Product lines	Rated data (IEC 60947)			Order code number
			Operational current I _e	Operational power at 380–440V		
			AC-21A A	AC-23A kW	AC-3 kW	
Changeover with OFF Switching angle 90° OFF position padlockable 12h	3 ... 4	H200-E	20	5,5	3,7	H216 - 71 ... - 772V1
			25	7,5	5,5	H220 - 71 ... - 772V1
			32	11	7,5	H226 - 71 ... - 772V1
			40	15	11	H233 - 71 ... - 772V1
Changeover with OFF Switching angle 90° 3 positions padlockable (09h/12h/03h)	3 ... 4	H200-E	20	5,5	3,7	H216 - 71 ... - 773V1
			25	7,5	5,5	H220 - 71 ... - 773V1
			32	11	7,5	H226 - 71 ... - 773V1
			40	15	11	H233 - 71 ... - 773V1
Realisable switching programmes:						
3 pole	71300, 71301, 71302, 71310, 71311, 71312 71320, 71321, 71322					
4 pole	71400					

SMD modules for basic switch A02		
Mounting form module for 772V1/773V1	H200-E	BFB2 - E8
Enclosure module, mounting form 772V1		PAH2 - 772V1
Enclosure module, mounting form 773V1		PAH2 - 773V1
Legend plate silver, enclosure module 772V1/773V1		FAS4 - 9... (FA number)

Dimensions (mm)							
Product line	H1	B1	T1	T2	2xM	H2	B2
H200-D	280	190	130	39	40x1,5	254	164

Enclosed Switches

sälzer



**Product line
H200-A**

Enclosed switch

Mild steel enclosure
150 x 150 x 120 mm

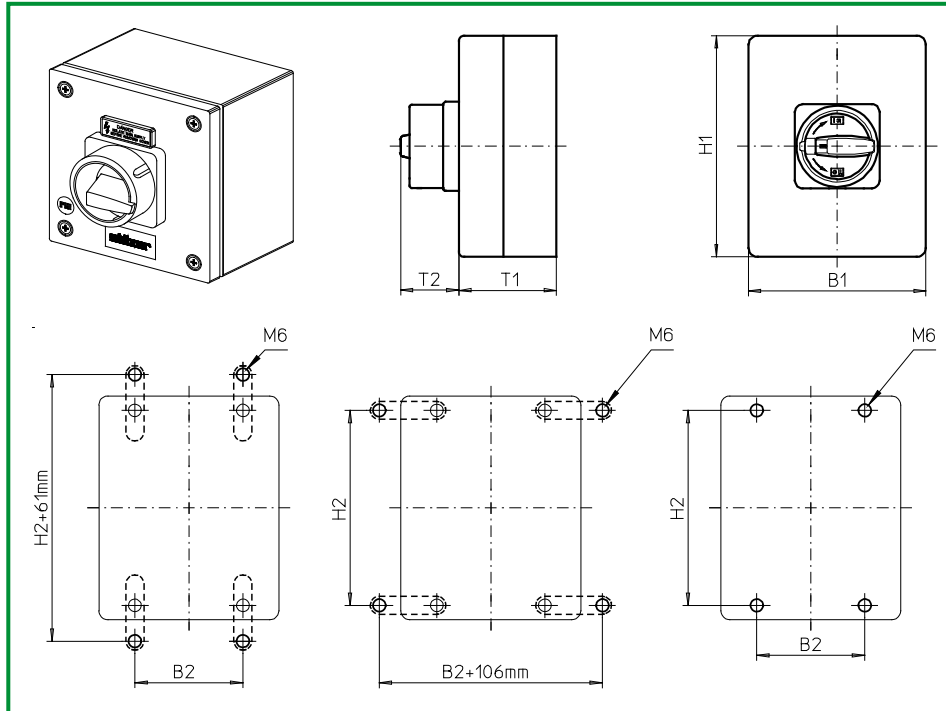
with cover interlock
in ON position

with N/PE connection link

086M1 (IP66)

Complete switch	Poles	Product lines	Rated data (IEC 60947)			Order code number
			Operational current I _e	Operational power at 380–440V		
			AC-21A A	AC-23A kW	AC-3 kW	
ON-OFF Switches Switching angle 90°	3 ... 4	H200-A	20	5,5	3,7	H216 - 41 ... - 086M1
			25	7,5	5,5	H220 - 41 ... - 086M1
			32	11	7,5	H226 - 41 ... - 086M1
SMD modules for basic switch A02						
Mounting form module (switch module ED)			H200-A			BFA2 - ED
Enclosure module, mounting form 086M1			H200-A			SAH2 - 086M1
Legend plate silver, enclosure module 086M1			H200-A			FAS4 - 9... (FA number)
Accessories						
Mounting brackets for enclosure modules SA (1 set)						SAX1
Dimensions (mm)						
Product line	H1	B1	T1	T2	H2	B2
H200-A	150	150	120	39	132	85

Enclosed Switches



Product line
H200-A

Enclosed switch

Mild steel enclosure
150 x 150 x 120 mm

with cover interlock
in ON position

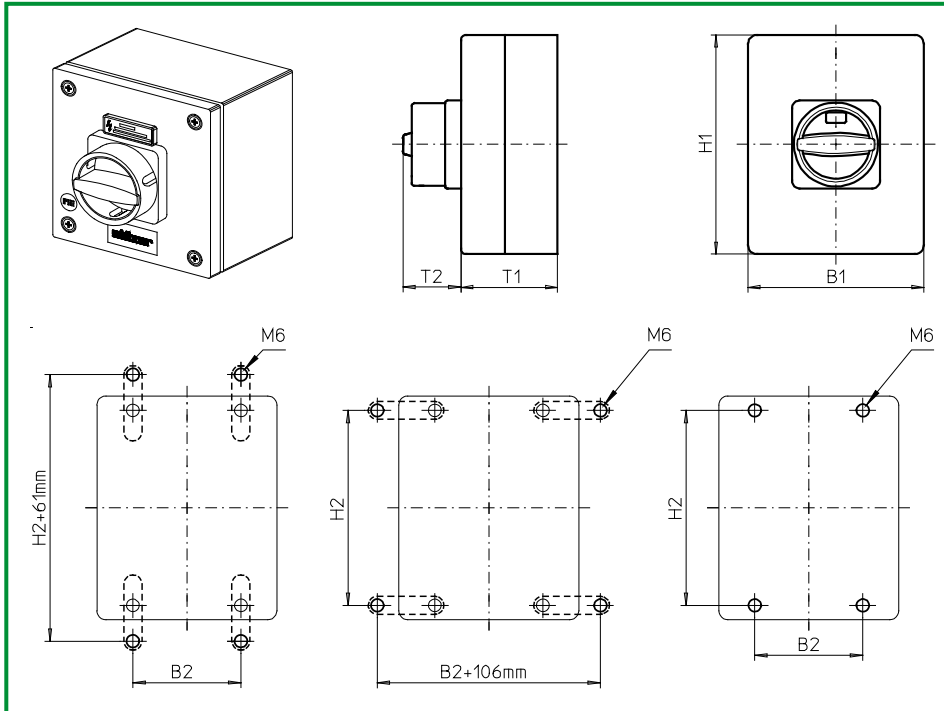
with N/PE connection link

087M1 (IP66)

087M4 (IP66)

Complete switch	Poles	Product lines	Rated data (IEC 60947)			Order code number
			Operational current I _e	Operational power at 380–440V		
			AC-21A A	AC-23A kW	AC-3 kW	
Main Switches OFF position padlockable 09h	3 ... 4	H200-A	20	5,5	3,7	H216 - 41 ... - 087M1
			25	7,5	5,5	H220 - 41 ... - 087M1
			32	11	7,5	H226 - 41 ... - 087M1
Main/Emergency-Off Switches OFF position padlockable 09h	3 ... 4	H200-A	20	5,5	3,7	H216 - 41 ... - 087M4
			25	7,5	5,5	H220 - 41 ... - 087M4
			32	11	7,5	H226 - 41 ... - 087M4
SMD modules for basic switch A02						
Mounting form module (switch module ED)			H200-A			BFA2 - ED
Enclosure module, mounting form 087M1			H200-A			SAH2 - 087M1
Enclosure module, mounting form 087M4			H200-A			SAH2 - 087M4
Accessories						
Mounting brackets for enclosure modules SA (1 set)						SAX1
Dimensions (mm)						
Product line	H1	B1	T1	T2	H2	B2
H200-A	150	150	120	38	132	85

Enclosed Switches



Product line
H200-A

Enclosed switch

Mild steel enclosure
150 x 150 x 120 mm

with cover interlock
in ON position

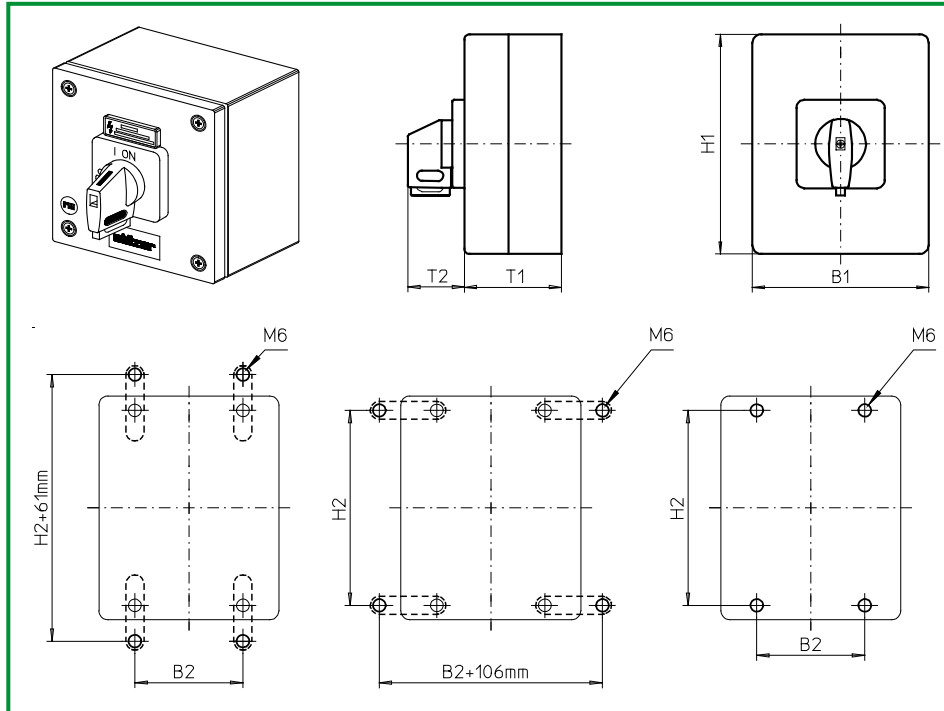
with N/PE connection link

087N1 (IP66)

087N4 (IP66)

Complete switch	Poles	Product lines	Rated data (IEC 60947)			Order code number
			Operational current I_e	Operational power at 380–440V		
			AC-21A A	AC-23A kW	AC-3 kW	
Main Switches OFF position padlockable 12h	3 ... 4	H200-A	20	5,5	3,7	H216 - 41 ... - 087N1
			25	7,5	5,5	H220 - 41 ... - 087N1
			32	11	7,5	H226 - 41 ... - 087N1
Main/Emergency-Off Switches OFF position padlockable 12h	3 ... 4	H200-A	20	5,5	3,7	H216 - 41 ... - 087N4
			25	7,5	5,5	H220 - 41 ... - 087N4
			32	11	7,5	H226 - 41 ... - 087N4
SMD modules for basic switch A02						
Mounting form module (switch module ED)			H200-A			BFA2 - ED
Enclosure module, mounting form 087N1			H200-A			SAH2 - 087N1
Enclosure module, mounting form 087N4			H200-A			SAH2 - 087N4
Accessories						
Mounting brackets for enclosure modules SA (1 set)						SAX1
Dimensions (mm)						
Product line	H1	B1	T1	T2	H2	B2
H200-A	150	150	120	33	132	85

Enclosed Switches



Product line
H200-A

Enclosed switch

Mild steel enclosure

150 × 150 × 120 mm

with cover interlock
in ON position

with N/PE connection link

087V1 (IP66)

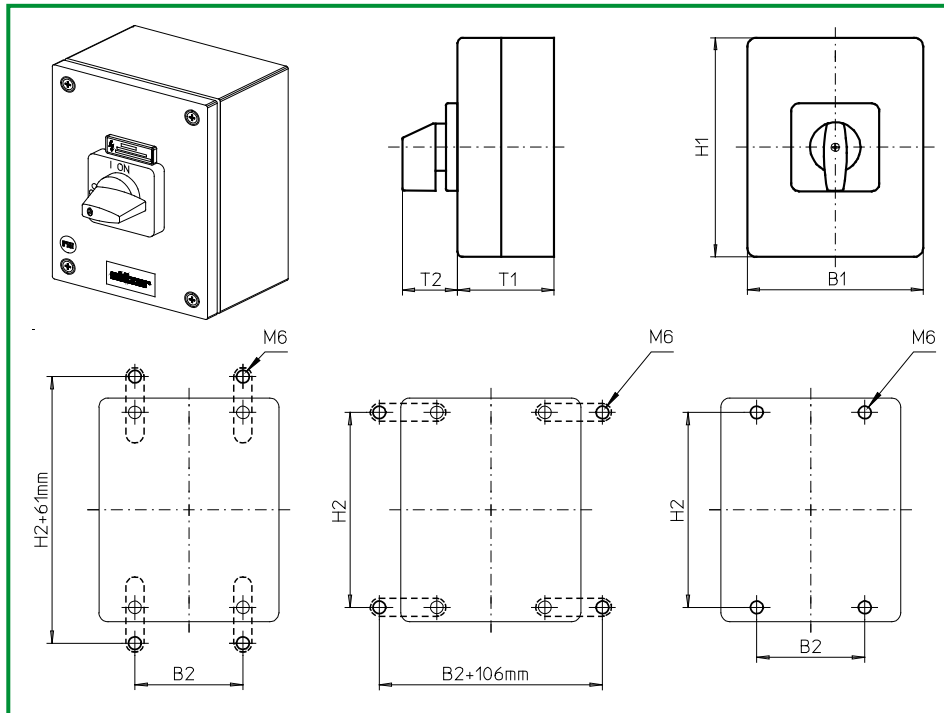
087V4 (IP66)

Complete switch	Poles	Product lines	Rated data (IEC 60947)			Order code number
			Operational current I_e	Operational power at 380–440V		
			AC-21A A	AC-23A kW	AC-3 kW	
Main Switches OFF position padlockable 09h	3 ... 4	H200-A	20	5,5	3,7	H216 - 41 ... - 087V1
			25	7,5	5,5	H220 - 41 ... - 087V1
			32	11	7,5	H226 - 41 ... - 087V1
Main/Emergency-Off Switches OFF position padlockable 09h	3 ... 4	H200-A	20	5,5	3,7	H216 - 41 ... - 087V4
			25	7,5	5,5	H220 - 41 ... - 087V4
			32	11	7,5	H226 - 41 ... - 087V4

SMD modules for basic switch A02		
Mounting form module (switch module ED)	H200-A	BFA2 - ED
Enclosure module, mounting form 087V1	H200-A	SAH2 - 087V1
Enclosure module, mounting form 087V4	H200-A	SAH2 - 087V4
Legend plate silver, enclosure module 087V1	H200-A	FAS4 - 9... (FA number)
Legend plate yellow, enclosure module 087V4	H200-A	FBS4 - 9... (FA number)
Accessories Mounting brackets for enclosure modules SA (1 set)		SAX1

Dimensions (mm)							
Product line	H1	B1	T1	T2	H2	B2	
H200-A	150	150	120	39	132	85	

Enclosed Switches



Product lines
H200-A/-D

Enclosed switch

Mild steel enclosure
200 × 150 × 120 mm

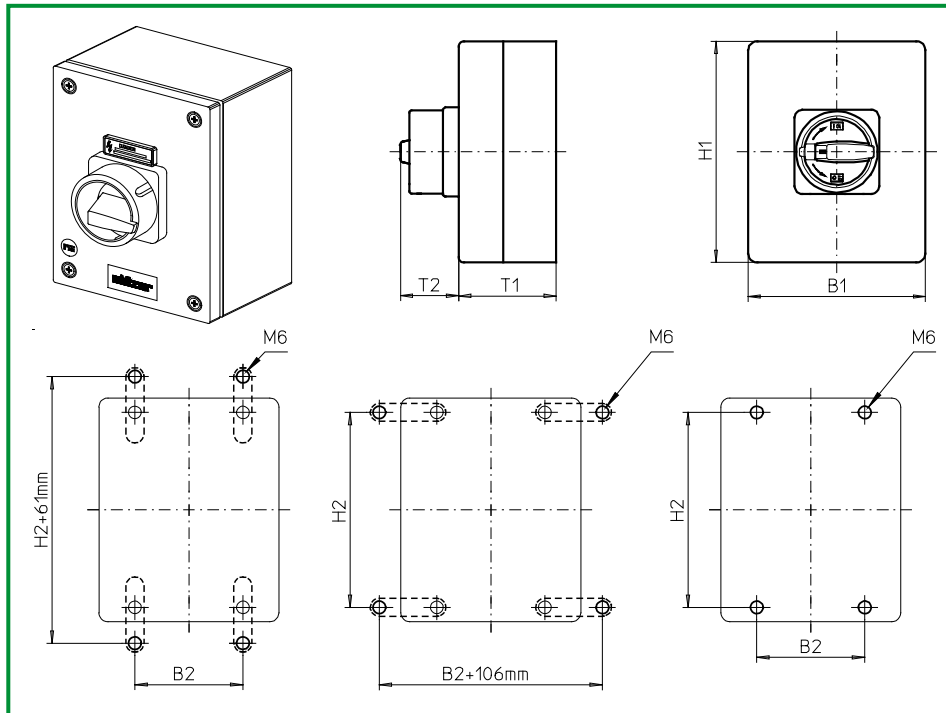
with cover interlock
in ON position

with N/PE connection link

186M1 (IP66)

Complete switch	Poles	Product lines	Rated data (IEC 60947)			Order code number
			Operational current I_e	Operational power at 380–440V		
			AC-21A A	AC-23A kW	AC-3 kW	
ON-OFF Switches Switching angle 90°	3 ... 8	H200-A/-D	20 25 32 40	5,5 7,5 11 15	3,7 5,5 7,5 11	H216 - 41 ... - 186M1 H220 - 41 ... - 186M1 H226 - 41 ... - 186M1 H233 - 41 ... - 186M1
SMD modules for basic switch A02						
Mounting form module (switch module ED)			H200-A			BFA2 - ED
Mounting form module (switch module ED)			H200-D			BFC2 - ED
Enclosure module, mounting form 186M1			H200-A/-D			SAH2 - 186M1
Legend plate silver, enclosure module 186M1			H200-A/-D			FAS4 - 9... (FA number)
Accessories						
Mounting brackets for enclosure modules SA (1 set)						SAX1
Dimensions (mm)						
Product lines	H1	B1	T1	T2	H2	B2
H200-A	200	150	120	39	182	85
H200-D	200	150	120	39	182	85

Enclosed Switches



Product lines
H200-A/-D

Enclosed switch

Mild steel enclosure
200 x 150 x 120 mm

with cover interlock
in ON position

with N/PE connection link

187M1 (IP66)

187M4 (IP66)

Complete switch	Poles	Product lines	Rated data (IEC 60947)			Order code number
			Operational current I_e	Operational power at 380–440V		
			AC-21A A	AC-23A kW	AC-3 kW	
Main Switches OFF position padlockable 09h	3 ... 8	H200-A/-D	20	5,5	3,7	H216 - 41 ... - 187M1
			25	7,5	5,5	H220 - 41 ... - 187M1
			32	11	7,5	H226 - 41 ... - 187M1
			40	15	11	H233 - 41 ... - 187M1
Main/Emergency-Off Switches OFF position padlockable 09h	3 ... 8	H200-A/-D	20	5,5	3,7	H216 - 41 ... - 187M4
			25	7,5	5,5	H220 - 41 ... - 187M4
			32	11	7,5	H226 - 41 ... - 187M4
			40	15	11	H233 - 41 ... - 187M4

SMD modules for basic switch A02

Mounting form module (switch module ED)
Mounting form module (switch module ED)

H200-A
H200-D

BFA2 - ED
BFC2 - ED

Enclosure module, mounting form 187M1
Enclosure module, mounting form 187M4

H200-A/-D
H200-A/-D

SAH2 - 187M1
SAH2 - 187M4

Accessories

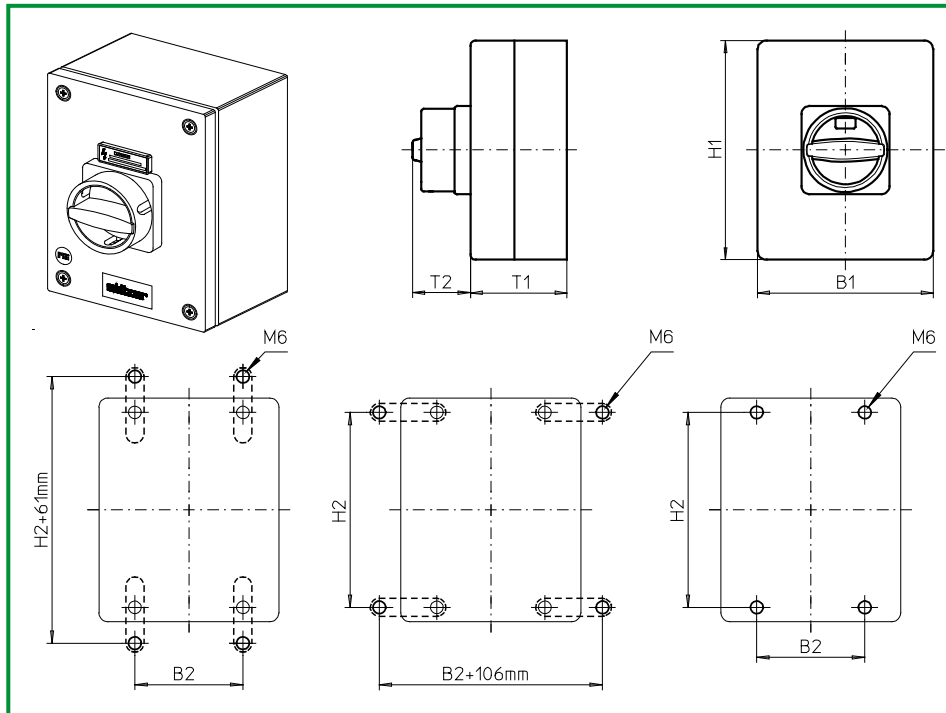
Mounting brackets for enclosure modules SA (1 set)

SAX1

Dimensions (mm)

Product lines	H1	B1	T1	T2	H2	B2
H200-A	200	150	120	38	182	85
H200-D	200	150	120	38	182	85

Enclosed Switches



Product lines
H200-A/-D

Enclosed switch

Mild steel enclosure
200 x 150 x 120 mm

with cover interlock
in ON position

with N/PE connection link

187N1 (IP66)

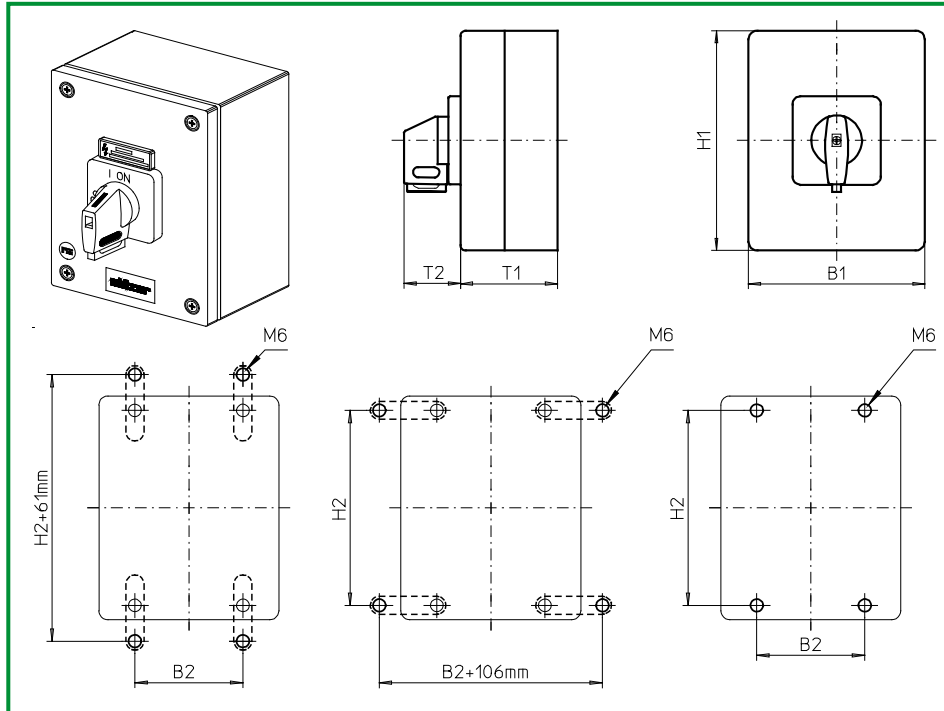
187N4 (IP66)

Complete switch	Poles	Product lines	Rated data (IEC 60947)			Order code number
			Operational current I_e	Operational power at 380–440V		
			AC-21A A	AC-23A kW	AC-3 kW	
Main Switches OFF position padlockable 12h	3 ... 8	H200-A/-D	20	5,5	3,7	H216 - 41 ... - 187N1
			25	7,5	5,5	H220 - 41 ... - 187N1
			32	11	7,5	H226 - 41 ... - 187N1
			40	15	11	H233 - 41 ... - 187N1
Main/Emergency-Off Switches OFF position padlockable 12h	3 ... 8	H200-A/-D	20	5,5	3,7	H216 - 41 ... - 187N4
			25	7,5	5,5	H220 - 41 ... - 187N4
			32	11	7,5	H226 - 41 ... - 187N4
			40	15	11	H233 - 41 ... - 187N4

SMD modules for basic switch A02		
Mounting form module (switch module ED)	H200-A	BFA2 - ED
Mounting form module (switch module ED)	H200-D	BFC2 - ED
Enclosure module, mounting form 187N1	H200-A/-D	SAH2 - 187N1
Enclosure module, mounting form 187N4	H200-A/-D	SAH2 - 187N4
Accessories		
Mounting brackets for enclosure modules SA (1 set)		SAX1

Dimensions (mm)						
Product lines	H1	B1	T1	T2	H2	B2
H200-A	200	150	120	33	182	85
H200-D	200	150	120	33	182	85

Enclosed Switches



Product lines
H200-A/-D

Enclosed switch

Mild steel enclosure
200 × 150 × 120 mm

with cover interlock
in ON position

with N/PE connection link

187V1 (IP66)

187V4 (IP66)

Complete switch	Poles	Product lines	Rated data (IEC 60947)			Order code number
			Operational current I_e	Operational power at 380–440V		
			AC-21A A	AC-23A kW	AC-3 kW	
Main Switches OFF position padlockable 09h	3 ... 8	H200-A/-D	20	5,5	3,7	H216 - 41 ... - 187V1
			25	7,5	5,5	H220 - 41 ... - 187V1
			32	11	7,5	H226 - 41 ... - 187V1
			40	15	11	H233 - 41 ... - 187V1
Main/Emergency-Off Switches OFF position padlockable 09h	3 ... 8	H200-A/-D	20	5,5	3,7	H216 - 41 ... - 187V4
			25	7,5	5,5	H220 - 41 ... - 187V4
			32	11	7,5	H226 - 41 ... - 187V4
			40	15	11	H233 - 41 ... - 187V4

SMD modules for basic switch A02

Mounting form module (switch module ED)
Mounting form module (switch module ED)

H200-A
H200-D
H200-A/-D
H200-A/-D
H200-A/-D
H200-A/-D

BFA2 - ED
BFC2 - ED

Enclosure module, mounting form 187V1
Enclosure module, mounting form 187V4

SAH2 - 187V1
SAH2 - 187V4

Legend plate silver, enclosure module 187V1
Legend plate yellow, enclosure module 187V4

FAS4 - 9... (FA number)
FBS4 - 9... (FA number)

Accessories

Mounting brackets for enclosure modules SA (1 set)

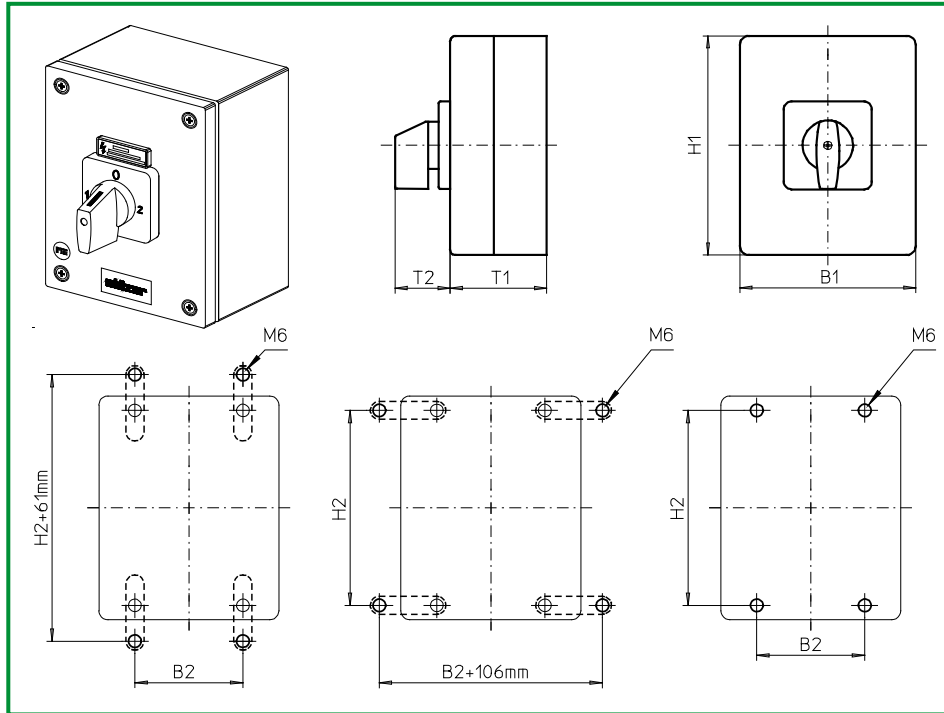
SAX1

Dimensions (mm)

Product lines	H1	B1	T1	T2	H2	B2
H200-A	200	150	120	39	182	85
H200-D	200	150	120	39	182	85

Enclosed Switches

sälzer



**Product line
H200-E**

Enclosed switch

Mild steel enclosure
200 × 150 × 120 mm

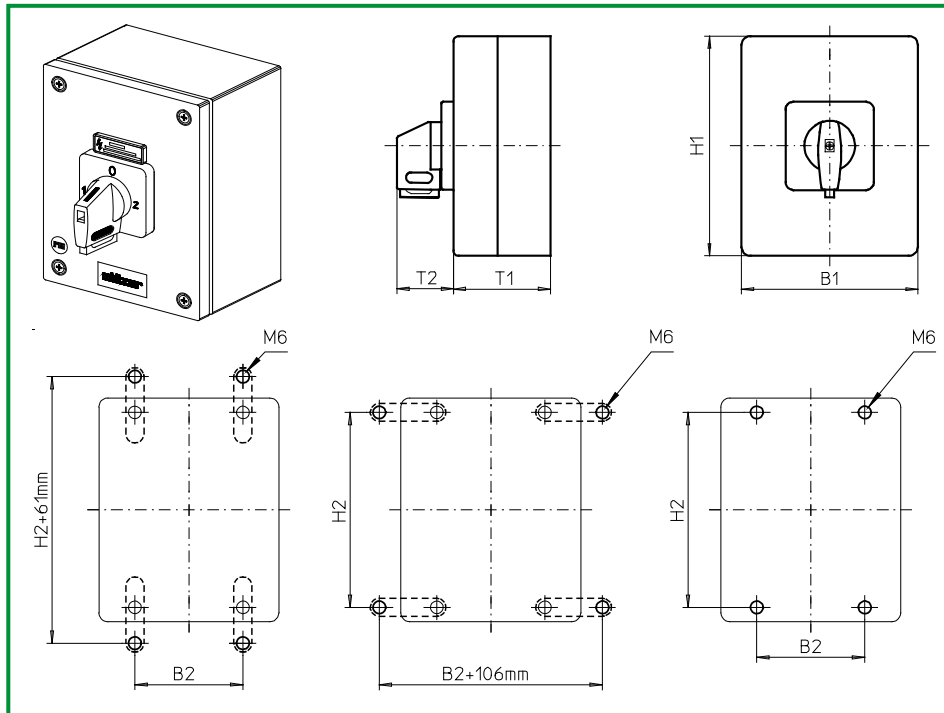
with cover interlock
in ON position

with N/PE connection link

188M1 (IP66)

Complete switch	Poles	Product lines	Rated data (IEC 60947)			Order code number
			Operational current I_e	Operational power at 380–440V		
			AC-21A A	AC-23A kW	AC-3 kW	
Changeover with OFF Switching angle 90°	3 ... 4	H200-E	20	5,5	3,7	H216 - 71 ... - 188M1
			25	7,5	5,5	H220 - 71 ... - 188M1
			32	11	7,5	H226 - 71 ... - 188M1
			40	15	11	H233 - 71 ... - 188M1
SMD modules for basic switch A02						
Mounting form module (switch module ED)			H200-E			BFB2 - ED
Enclosure module, mounting form 188M1			H200-E			SAH2 - 188M1
Legend plate silver, enclosure module 188M1			H200-E			FAS4 - 9... (FA number)
Accessories						
Mounting brackets for enclosure modules SA (1 set)						SAX1
Dimensions (mm)						
Product line	H1	B1	T1	T2	H2	B2
H200-E	200	150	120	39	182	85

Enclosed Switches



Product line
H200-E

Enclosed switch

Mild steel enclosure
200 × 150 × 120 mm

with cover interlock
in ON position

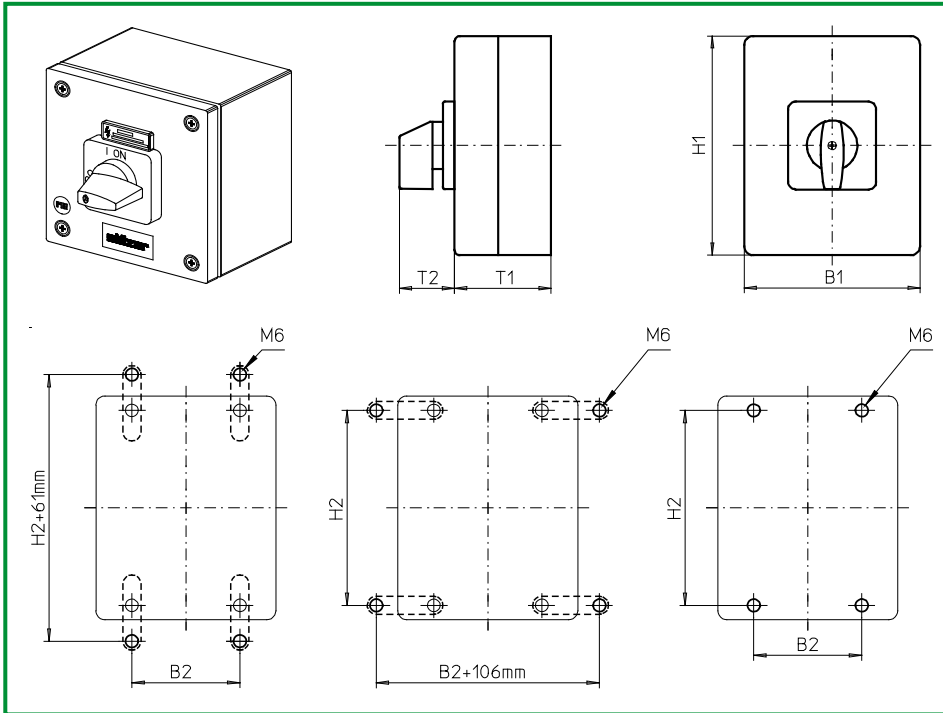
with N/PE connection link

186V1 (IP66)

188V1 (IP66)

Complete switch	Poles	Product lines	Rated data (IEC 60947)			Order code number
			Operational current I_e	Operational power at 380–440V		
			AC-21A A	AC-23A kW	AC-3 kW	
Changeover with OFF Switching angle 90° OFF position padlockable 12h	3 ... 4	H200-E	20	5,5	3,7	H216 - 71 ... - 186V1
			25	7,5	5,5	H220 - 71 ... - 186V1
			32	11	7,5	H226 - 71 ... - 186V1
			40	15	11	H233 - 71 ... - 186V1
Changeover with OFF Switching angle 90° 3 positions padlockable (09h/12h/03h)	3 ... 4	H200-E	20	5,5	3,7	H216 - 71 ... - 188V1
			25	7,5	5,5	H220 - 71 ... - 188V1
			32	11	7,5	H226 - 71 ... - 188V1
			40	15	11	H233 - 71 ... - 188V1
SMD modules for basic switch A02						
Mounting form module (switch module ED)			H200-E			BFB2 - ED
Enclosure module, mounting form 186V1			H200-E			SAH2 - 186V1
Enclosure module, mounting form 188V1			H200-E			SAH2 - 188V1
Legend plate silver, enclosure module 186V1/188V1			H200-E			FAS4 - 9... (FA number)
Accessories						
Mounting brackets for enclosure modules SA (1 set)						SAX1
Dimensions (mm)						
Product line	H1	B1	T1	T2	H2	B2
H200-E	200	150	120	39	182	85

Enclosed Switches



**Product line
H200-A**

Enclosed switch

**Mild steel enclosure
powder coated**

150 × 150 × 120 mm

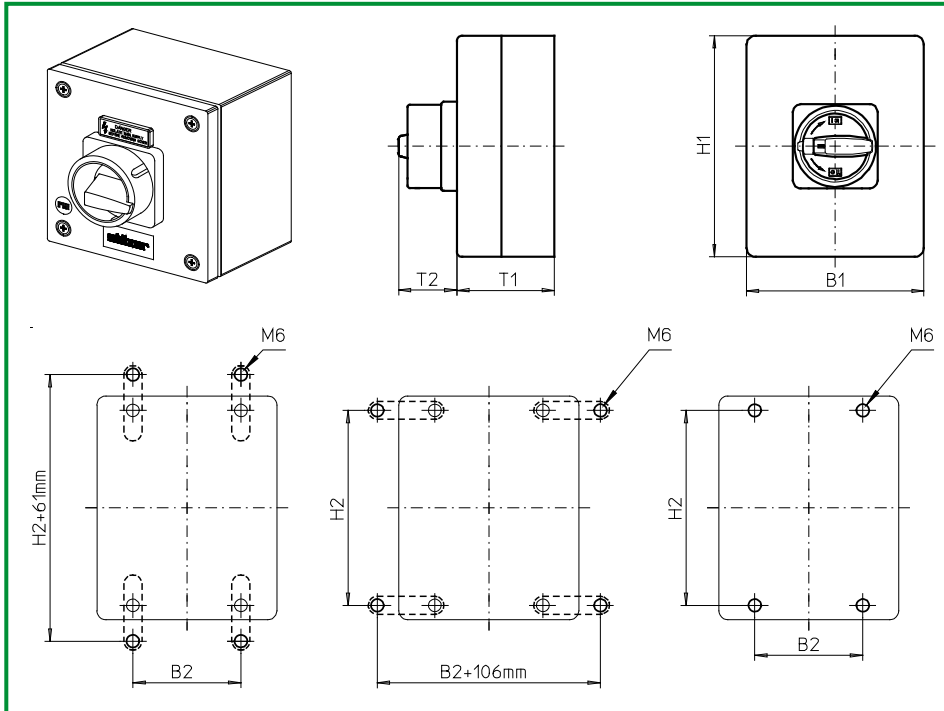
with cover interlock
in ON position

with PE connection link
without N connection link

586M1 (IP66)

Complete switch	Poles	Product lines	Rated data (IEC 60947)			Order code number
			Operational current I _e	Operational power at 380–440V		
			AC-21A A	AC-23A kW	AC-3 kW	
ON-OFF Switches Switching angle 90°	3 ... 4	H200-A	20	5,5	3,7	H216 - 41 ... - 586M1
			25	7,5	5,5	H220 - 41 ... - 586M1
			32	11	7,5	H226 - 41 ... - 586M1
Realisable switching programmes: 2 pole 41200, 41211, 41220 4 pole 41400, 41411, 41420						
SMD modules for basic switch A02						
Mounting form module (switch module ED)			H200-A		BFA2 - ED	
Enclosure module, mounting form 586M1					SAH2 - 586M1	
Legend plate silver, enclosure module 586M1					FAS4 - 9... (FA number)	
Mounting brackets for enclosure modules SA (1 set) (Please order separately – see accessories, page D5-1)					SAX1	
Dimensions (mm)						
Product line	H1	B1	T1	T2	H2	B2
H200-A	150	150	120	39	132	85

Enclosed Switches



**Product line
H200-A**

Enclosed switch

**Mild steel enclosure
powder coated**

150 x 150 x 120 mm

with cover interlock
in ON position

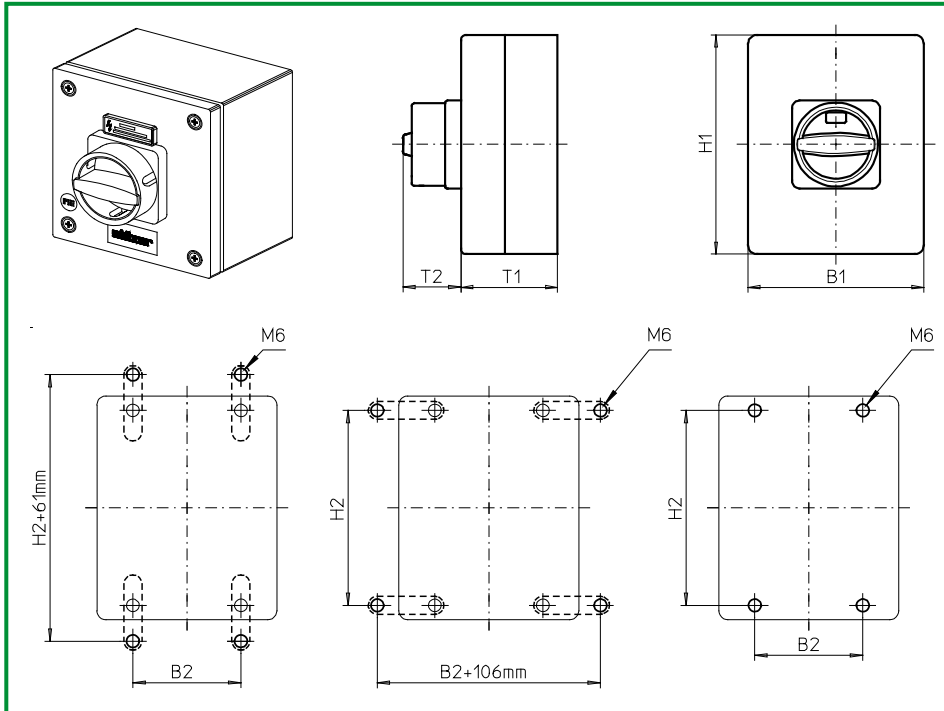
with PE connection link
without N connection link

587M1 (IP66)

587M4 (IP66)

Complete switch	Poles	Product lines	Rated data (IEC 60947)			Order code number
			Operational current I _e	Operational power at 380–440V		
			AC-21A A	AC-23A kW	AC-3 kW	
Main Switches OFF position padlockable 09h	3 ... 4	H200-A	20	5,5	3,7	H216 - 41 ... - 587M1
			25	7,5	5,5	H220 - 41 ... - 587M1
			32	11	7,5	H226 - 41 ... - 587M1
Main/Emergency-Off Switches OFF position padlockable 09h	3 ... 4	H200-A	20	5,5	3,7	H216 - 41 ... - 587M4
			25	7,5	5,5	H220 - 41 ... - 587M4
			32	11	7,5	H226 - 41 ... - 587M4
Realisable switching programmes:						
2 pole	41200, 41211, 41220					
4 pole	41400, 41411, 41420					
SMD modules for basic switch A02						
Mounting form module (switch module ED)				H200-A	BFA2 - ED	
Enclosure module, mounting form 587M1					SAH2 - 587M1	
Enclosure module, mounting form 587M4					SAH2 - 587M4	
Mounting brackets for enclosure modules SA (1 set) (Please order separately – see accessories, page D5-1)						SAX1
Dimensions (mm)						
Product line	H1	B1	T1	T2	H2	B2
H200-A	150	150	120	38	132	85

Enclosed Switches



Product line
H200-A

Enclosed switch

Mild steel enclosure
powder coated

150 × 150 × 120 mm

with cover interlock
in ON position

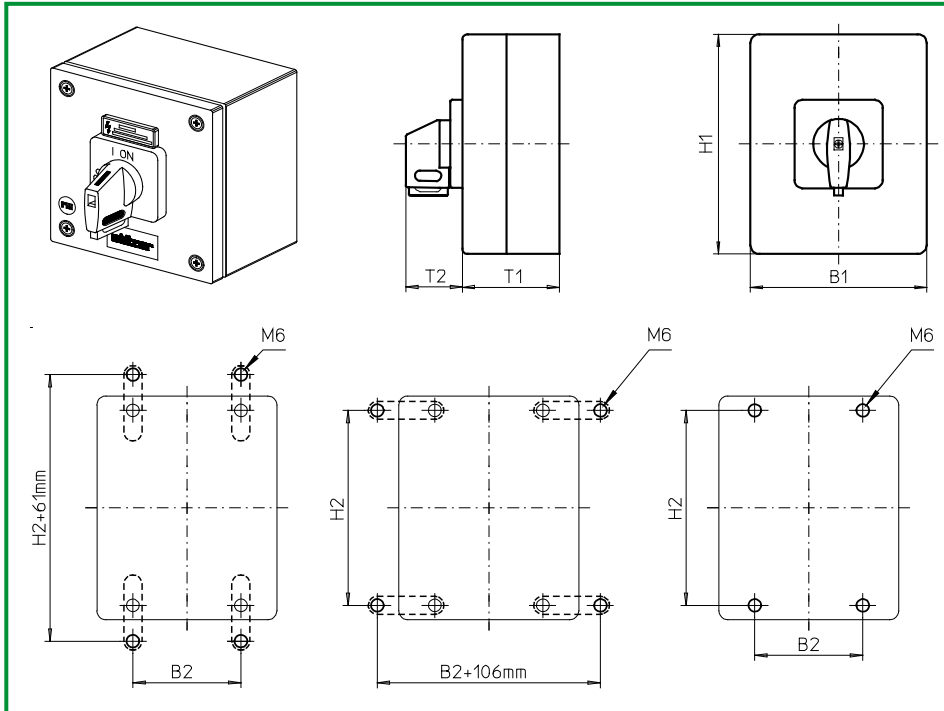
with PE connection link
without N connection link

587N1 (IP66)

587N4 (IP66)

Complete switch	Poles	Product lines	Rated data (IEC 60947)			Order code number
			Operational current I _e	Operational power at 380–440V		
			AC-21A A	AC-23A kW	AC-3 kW	
Main Switches OFF position padlockable 12h	3 ... 4	H200-A	20	5,5	3,7	H216 - 41 ... - 587N1
			25	7,5	5,5	H220 - 41 ... - 587N1
			32	11	7,5	H226 - 41 ... - 587N1
Main/Emergency-Off Switches OFF position padlockable 12h	3 ... 4	H200-A	20	5,5	3,7	H216 - 41 ... - 587N4
			25	7,5	5,5	H220 - 41 ... - 587N4
			32	11	7,5	H226 - 41 ... - 587N4
Realisable switching programmes:						
2 pole	41200, 41211, 41220					
4 pole	41400, 41411, 41420					
SMD modules for basic switch A02						
Mounting form module (switch module ED)			H200-A		BFA2 - ED	
Enclosure module, mounting form 587N1					SAH2 - 587N1	
Enclosure module, mounting form 587N4					SAH2 - 587N4	
Mounting brackets for enclosure modules SA (1 set) (Please order separately – see accessories, page D5-1)					SAX1	
Dimensions (mm)						
Product line	H1	B1	T1	T2	H2	B2
H200-A	150	150	120	33	132	85

Enclosed Switches



**Product line
H200-A**

Enclosed switch

**Mild steel enclosure
powder coated**

150 × 150 × 120 mm

with cover interlock
in ON position

with PE connection link
without N connection link

587V1 (IP66)

587V4 (IP66)

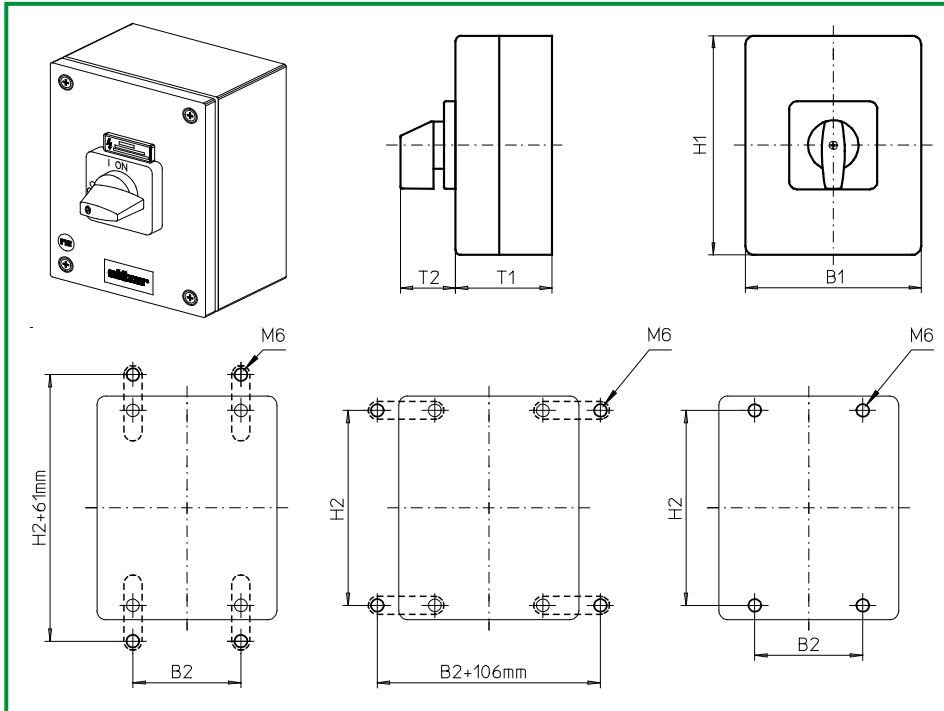
Complete switch	Poles	Product lines	Rated data (IEC 60947)			Order code number
			Operational current I _e	Operational power at 380–440V		
			AC-21A A	AC-23A kW	AC-3 kW	
Main Switches OFF position padlockable 09h	3 ... 4	H200-A	20	5,5	3,7	H216 - 41 ... - 587V1
			25	7,5	5,5	H220 - 41 ... - 587V1
			32	11	7,5	H226 - 41 ... - 587V1
Main/Emergency-Off Switches OFF position padlockable 09h	3 ... 4	H200-A	20	5,5	3,7	H216 - 41 ... - 587V4
			25	7,5	5,5	H220 - 41 ... - 587V4
			32	11	7,5	H226 - 41 ... - 587V4

Realisable switching programmes:
 2 pole 41200, 41211, 41220
 4 pole 41400, 41411, 41420

SMD modules for basic switch A02		
Mounting form module (switch module ED)	H200-A	BFA2 - ED
Enclosure module, mounting form 587V1		SAH2 - 587V1
Enclosure module, mounting form 587V4		SAH2 - 587V4
Legend plate silver, enclosure module 587V1		FAS4 - 9... (FA number)
Legend plate yellow, enclosure module 587V4		FBS4 - 9... (FA number)
Mounting brackets for enclosure modules SA (1 set) (Please order separately – see accessories, page D5-1)		SAX1

Dimensions (mm)							
Product line	H1	B1	T1	T2	H2	B2	
H200-A	150	150	120	39	132	85	

Enclosed Switches



Product lines
H200-A/-D

Enclosed switch

Mild steel enclosure
powder coated

200 × 150 × 120 mm

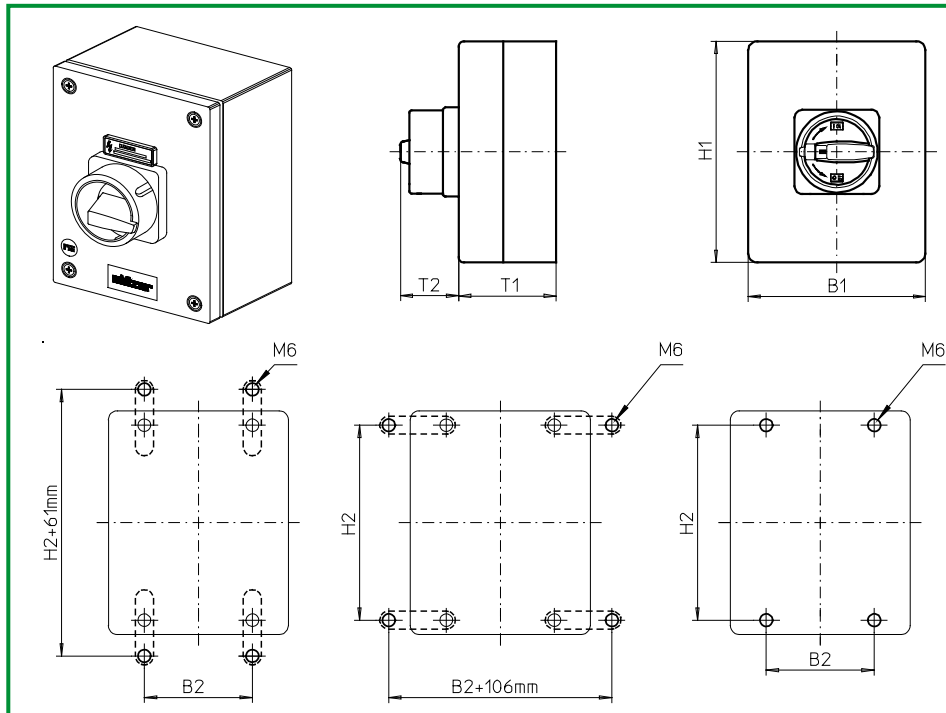
with cover interlock
in ON position

with PE connection link
without N connection link

686M1 (IP66)

Complete switch	Poles	Product lines	Rated data (IEC 60947)			Order code number
			Operational current I _e	Operational power at 380–440V		
			AC-21A A	AC-23A kW	AC-3 kW	
ON-OFF Switches Switching angle 90°	3 ... 8	H200 -A	20	5,5	3,7	H216 - 41 ... - 686M1
		H200 -D	25	7,5	5,5	H220 - 41 ... - 686M1
			32	11	7,5	H226 - 41 ... - 686M1
			40	15	11	H233 - 41 ... - 686M1
SMD modules for basic switch A02						
Mounting form module (switch module ED)			H200-A			BFA2 - ED
Mounting form module (switch module ED)			H200-D			BFC2 - ED
Enclosure module, mounting form 686M1			H200-A/-D			SAH2 - 686M1
Legend plate silver, enclosure module 686M1			H200-A/-D			FAS4 - 9... (FA number)
Mounting brackets for enclosure modules SA (1 set) (Please order separately – see accessories, page D5-1)						SAX1
Dimensions (mm)						
Product lines	H1	B1	T1	T2	H2	B2
H200-A	200	150	120	39	182	85
H200-D	200	150	120	39	182	85

Enclosed Switches



**Product lines
H200-A/-D**

Enclosed switch

**Mild steel enclosure
powder coated**

200 × 150 × 120 mm

with cover interlock
in ON position

with PE connection link
without N connection link

687M1 (IP66)

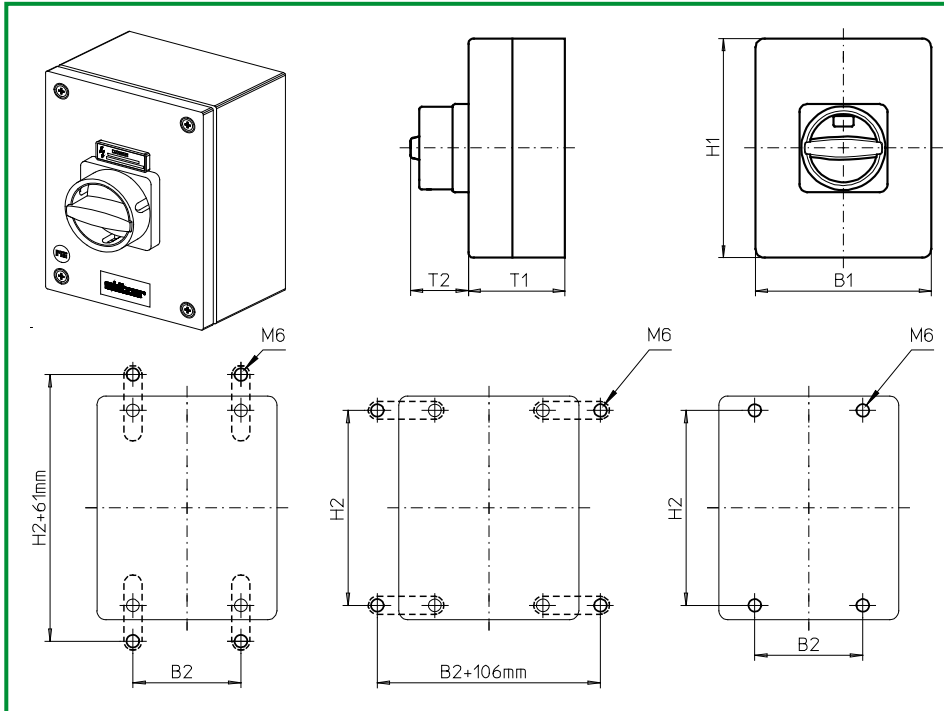
687M4 (IP66)

Complete switch	Poles	Product lines	Rated data (IEC 60947)			Order code number
			Operational current I _e	Operational power at 380–440V		
			AC-21A A	AC-23A kW	AC-3 kW	
Main Switches OFF position padlockable 09h	3 ... 8	H200 -A	20	5,5	3,7	H216 - 41 ... - 687M1
		H200 -D	25	7,5	5,5	H220 - 41 ... - 687M1
			32	11	7,5	H226 - 41 ... - 687M1
			40	15	11	H233 - 41 ... - 687M1
Main/Emergency-Off Switches OFF position padlockable 09h	3 ... 8	H200 -A	20	5,5	3,7	H216 - 41 ... - 687M4
		H200 -D	25	7,5	5,5	H220 - 41 ... - 687M4
			32	11	7,5	H226 - 41 ... - 687M4
			40	15	11	H233 - 41 ... - 687M4

SMD modules for basic switch A02		
Mounting form module (switch module ED)	H200-A	BFA2 - ED
Mounting form module (switch module ED)	H200-D	BFC2 - ED
Enclosure module, mounting form 687M1	H200-A/-D	SAH2 - 687M1
Enclosure module, mounting form 687M4	H200-A/-D	SAH2 - 687M4
Mounting brackets for enclosure modules SA (1 set) (Please order separately – see accessories, page D5-1)		SAX1

Dimensions (mm)						
Product lines	H1	B1	T1	T2	H2	B2
H200-A	200	150	120	38	182	85
H200-D	200	150	120	38	182	85

Enclosed Switches



Product lines
H200-A/-D

Enclosed switch

Mild steel enclosure
powder coated

200 × 150 × 120 mm

with cover interlock
in ON position

with PE connection link
without N connection link

687N1 (IP66)

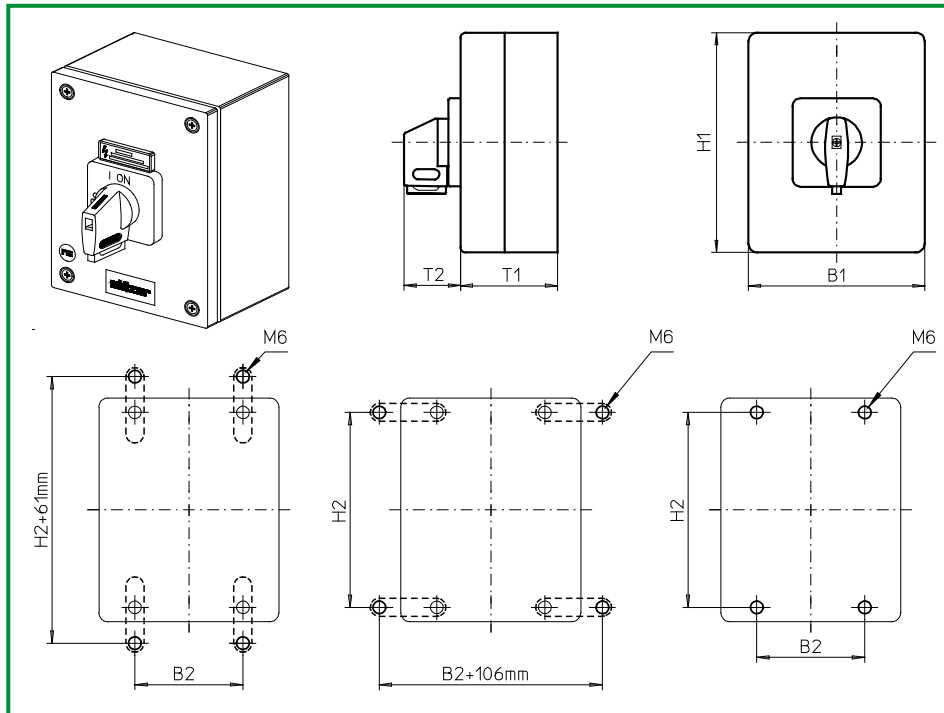
687N4 (IP66)

Complete switch	Poles	Product lines	Rated data (IEC 60947)			Order code number
			Operational current I _e	Operational power at 380–440V		
			AC-21A A	AC-23A kW	AC-3 kW	
Main Switches OFF position padlockable 12h	3 ... 8	H200 -A	20	5,5	3,7	H216 - 41 ... - 687N1
		H200 -D	25	7,5	5,5	H220 - 41 ... - 687N1
			32	11	7,5	H226 - 41 ... - 687N1
			40	15	11	H233 - 41 ... - 687N1
Main/Emergency-Off Switches OFF position padlockable 12h	3 ... 8	H200 -A	20	5,5	3,7	H216 - 41 ... - 687N4
		H200 -D	25	7,5	5,5	H220 - 41 ... - 687N4
			32	11	7,5	H226 - 41 ... - 687N4
			40	15	11	H233 - 41 ... - 687N4

SMD modules for basic switch A02		
Mounting form module (switch module ED)	H200-A	BFA2 - ED
Mounting form module (switch module ED)	H200-D	BFC2 - ED
Enclosure module, mounting form 687N1	H200-A/-D	SAH2 - 687N1
Enclosure module, mounting form 687N4	H200-A/-D	SAH2 - 687N4
Mounting brackets for enclosure modules SA (1 set) (Please order separately – see accessories, page D5-1)		SAX1

Dimensions (mm)						
Product lines	H1	B1	T1	T2	H2	B2
H200-A	200	150	120	33	182	85
H200-D	200	150	120	33	182	85

Enclosed Switches



**Product lines
H200-A/-D**

Enclosed switch

**Mild steel enclosure
powder coated**

200 × 150 × 120 mm

with cover interlock
in ON position

with PE connection link
without N connection link

687V1 (IP66)

687V4 (IP66)

Complete switch	Poles	Product lines	Rated data (IEC 60947)			Order code number
			Operational current I _e	Operational power at 380–440V		
			AC-21A A	AC-23A kW	AC-3 kW	
Main Switches OFF position padlockable 09h	3 ... 8	H200 -A	20	5,5	3,7	H216 - 41 ... - 687V1
		H200 -D	25	7,5	5,5	H220 - 41 ... - 687V1
			32	11	7,5	H226 - 41 ... - 687V1
			40	15	11	H233 - 41 ... - 687V1
Main/Emergency-Off Switches OFF position padlockable 09h	3 ... 8	H200 -A	20	5,5	3,7	H216 - 41 ... - 687V4
		H200 -D	25	7,5	5,5	H220 - 41 ... - 687V4
			32	11	7,5	H226 - 41 ... - 687V4
			40	15	11	H233 - 41 ... - 687V4

SMD modules for basic switch A02

Mounting form module (switch module ED)
Mounting form module (switch module ED)

H200-A
H200-D
H200-A/-D
H200-A/-D
H200-A/-D
H200-A/-D

BFA2 - ED
BFC2 - ED

Enclosure module, mounting form 687V1
Enclosure module, mounting form 687V4

SAH2 - 687V1
SAH2 - 687V4

Legend plate silver, enclosure module 687V1
Legend plate yellow, enclosure module 687V4

FAS4 - 9... (FA number)
FBS4 - 9... (FA number)

Mounting brackets for enclosure modules SA (1 set)
(Please order separately – see accessories, page D5-1)

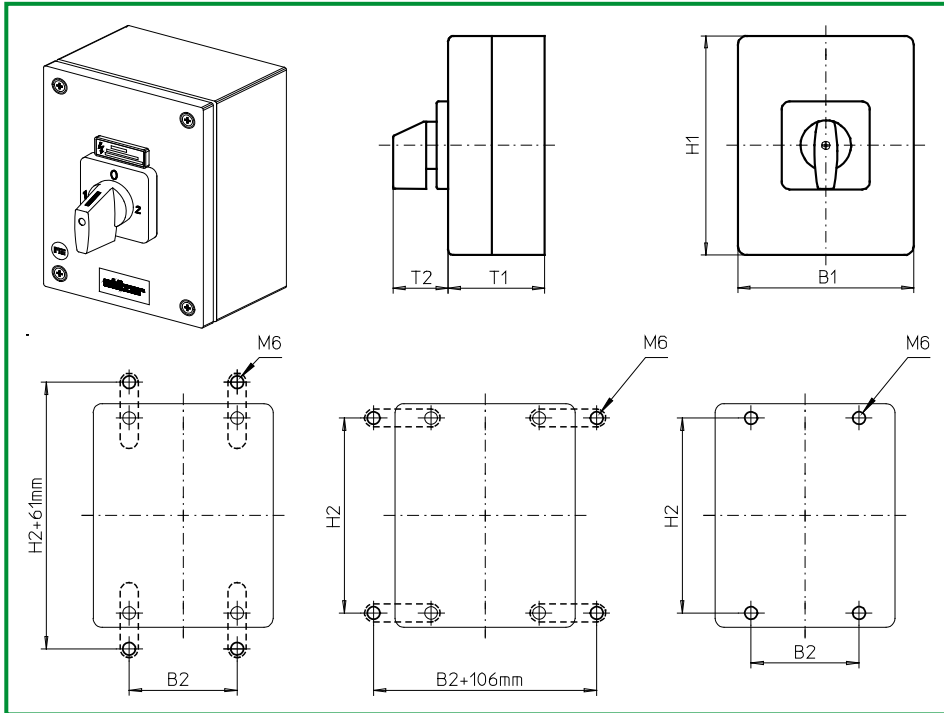
SAX1

Dimensions (mm)

Product lines	H1	B1	T1	T2	H2	B2
H200-A	200	150	120	39	182	85
H200-D	200	150	120	39	182	85

Enclosed Switches

sälzer



**Product line
H200-E**

Enclosed switch

**Mild steel enclosure
powder coated**

200 × 150 × 120 mm

Cover interlock
in position 1 and 2

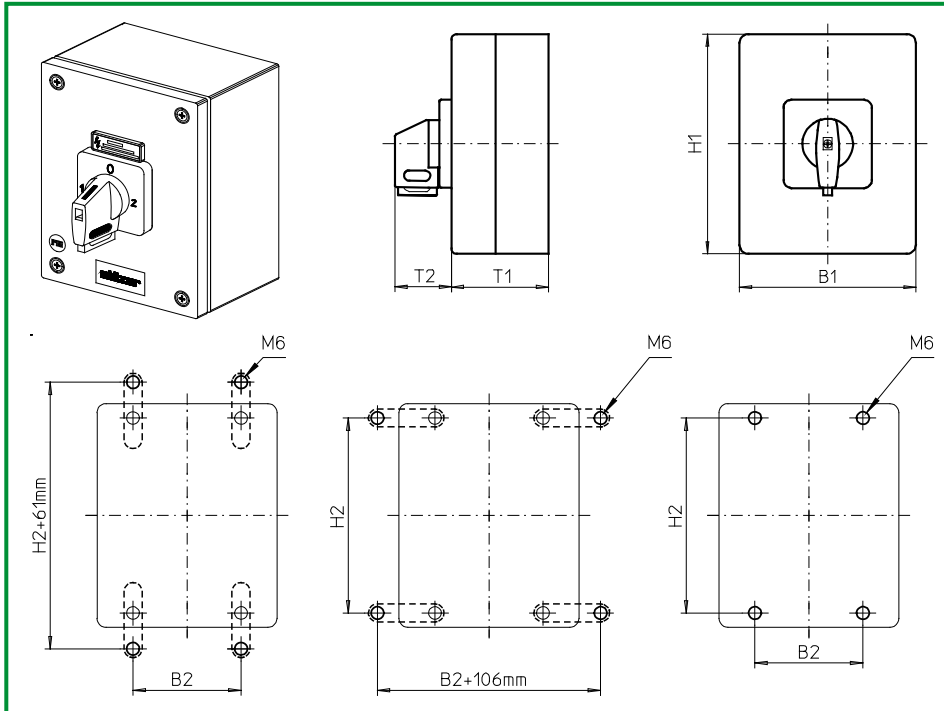
with PE connection link
without N connection link

688M1 (IP66)

Complete switch	Poles	Product lines	Rated data (IEC 60947)			Order code number
			Operational current I _e	Operational power at 380–440V		
			AC-21A A	AC-23A kW	AC-3 kW	
Changeover with OFF Switching angle 90°	3 ... 4	H200-E	20	5,5	3,7	H216 - 71 ... - 688M1
			25	7,5	5,5	H220 - 71 ... - 688M1
			32	11	7,5	H226 - 71 ... - 688M1
			40	15	11	H233 - 71 ... - 688M1
SMD modules for basic switch A02						
Mounting form module (switch module ED)			H200-E			BFB2 - ED
Enclosure module, mounting form 688M1			H200-E			SAH2 - 688M1
Legend plate silver, enclosure module 688M1			H200-E			FAS4 - 9... (FA number)
Mounting brackets for enclosure modules SA (1 set) (Please order separately – see accessories, page D5-1)						SAX1
Dimensions (mm)						
Product line	H1	B1	T1	T2	H2	B2
H200-E	200	150	120	39	182	85

Enclosed Switches

sälzer



**Product line
H200-E**

Enclosed switch

**Mild steel enclosure
powder coated**

200 × 150 × 120 mm

Cover interlock
in position 1 and 2

with PE connection link
without N connection link

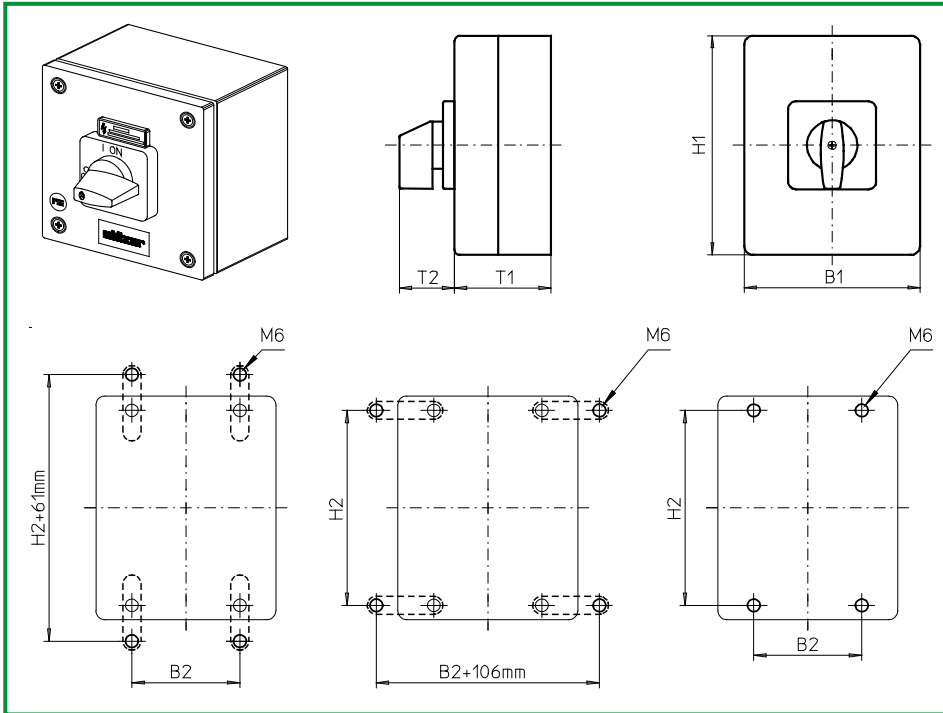
686V1 (IP66)

688V1 (IP66)

Complete switch	Poles	Product lines	Rated data (IEC 60947)			Order code number
			Operational current I _e	Operational power at 380–440V		
			AC-21A A	AC-23A kW	AC-3 kW	
Changeover with OFF Switching angle 90° OFF position padlockable 12h	3 ... 4	H200-E	20	5,5	3,7	H216 - 71 ... - 686V1
			25	7,5	5,5	H220 - 71 ... - 686V1
			32	11	7,5	H226 - 71 ... - 686V1
			40	15	11	H233 - 71 ... - 686V1
Changeover with OFF Switching angle 90° 3 positions padlockable (09h/12h/03h)	3 ... 4	H200-E	20	5,5	3,7	H216 - 71 ... - 688V1
			25	7,5	5,5	H220 - 71 ... - 688V1
			32	11	7,5	H226 - 71 ... - 688V1
			40	15	11	H233 - 71 ... - 688V1
SMD modules for basic switch A02						
Mounting form module (switch module ED)			H200-E			BFB2 - ED
Enclosure module, mounting form 686V1			H200-E			SAH2 - 686V1
Enclosure module, mounting form 688V1			H200-E			SAH2 - 688V1
Legend plate silver, enclosure module 686V1/688V1			H200-E			FAS4 - 9... (FA number)
Mounting brackets for enclosure modules SA (1 set) (Please order separately – see accessories, page D5-1)						SAX1
Dimensions (mm)						
Product line	H1	B1	T1	T2	H2	B2
H200-E	200	150	120	39	182	85

Enclosed Switches

sälzer



**Product line
H200-A**

Enclosed switch

Stainless steel enclosure

150 × 150 × 120 mm

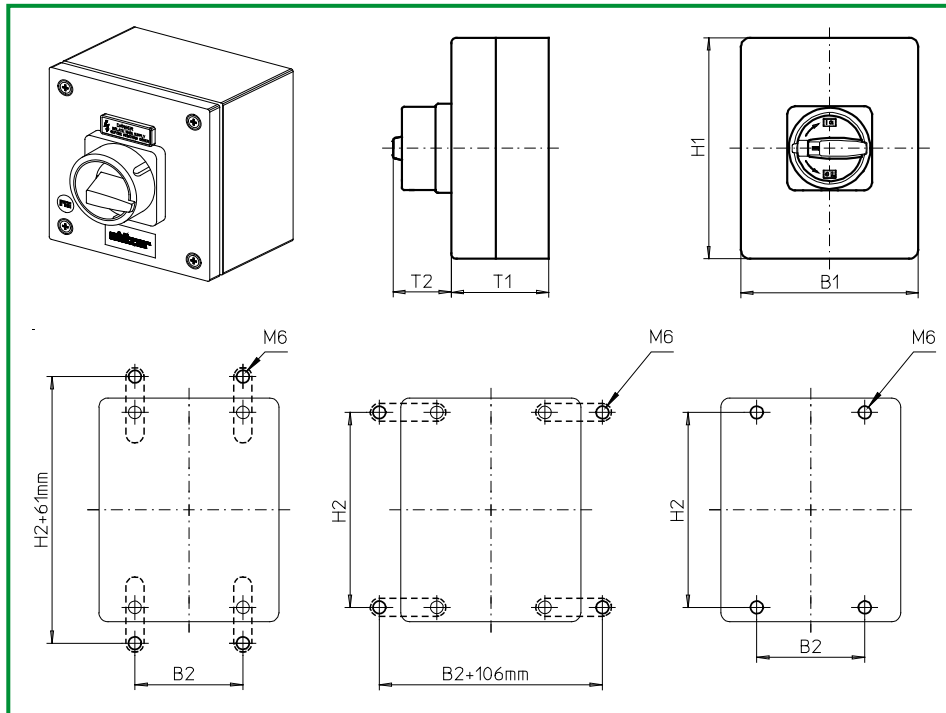
with cover interlock
in ON position

with N/PE connection link

096M1 (IP66)

Complete switch	Poles	Product lines	Rated data (IEC 60947)			Order code number
			Operational current I_e	Operational power at 380–440V		
			AC-21A A	AC-23A kW	AC-3 kW	
ON-OFF Switches Switching angle 90°	3 ... 4	H200-A	20 25 32	5,5 7,5 11	3,7 5,5 7,5	H216 - 41 ... - 096M1 H220 - 41 ... - 096M1 H226 - 41 ... - 096M1
SMD modules for basic switch A02						
Mounting form module (switch module ED)				H200-A		BFA2 - ED
Enclosure module, mounting form 096M1				H200-A		SBH2 - 096M1
Legend plate silver, enclosure module 096M1				H200-A		FAS4 - 9... (FA number)
Accessories						
Mounting brackets for enclosure modules SB (1 set)						SBX1
Dimensions (mm)						
Product line	H1	B1	T1	T2	H2	B2
H200-A	150	150	120	39	132	85

Enclosed Switches



**Product line
H200-A**

Enclosed switch

Stainless steel enclosure

150 x 150 x 120 mm

with cover interlock
in ON position

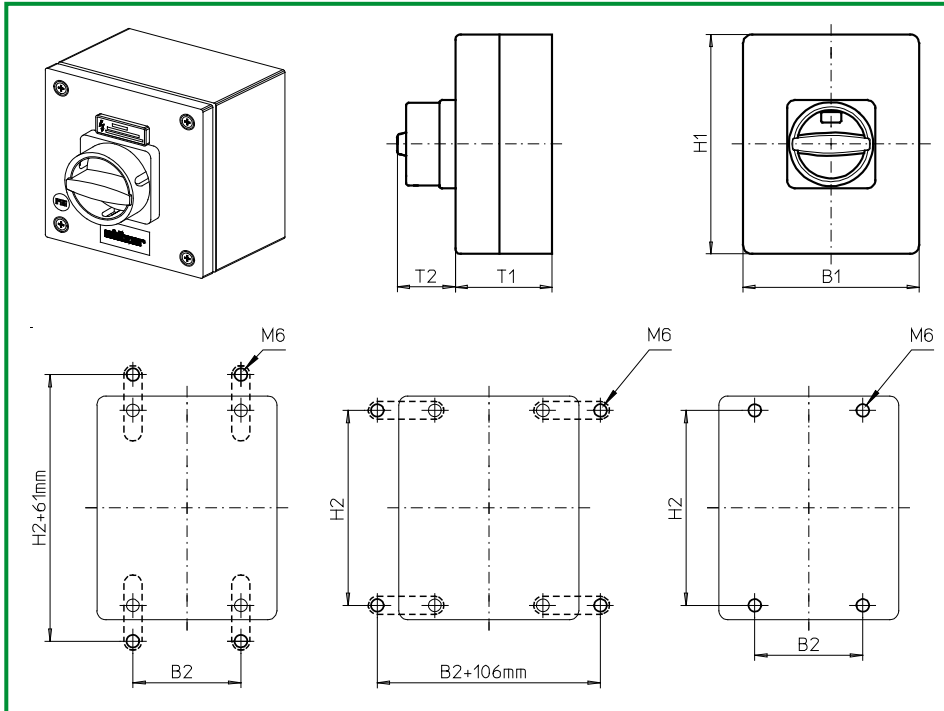
with N/PE connection link

097M1 (IP66)

097M4 (IP66)

Complete switch	Poles	Product lines	Rated data (IEC 60947)			Order code number
			Operational current I_e	Operational power at 380–440V		
			AC-21A A	AC-23A kW	AC-3 kW	
Main Switches OFF position padlockable 09h	3 ... 4	H200-A	20	5,5	3,7	H216 - 41 ... - 097M1
			25	7,5	5,5	H220 - 41 ... - 097M1
			32	11	7,5	H226 - 41 ... - 097M1
Main/Emergency-Off Switches OFF position padlockable 09h	3 ... 4	H200-A	20	5,5	3,7	H216 - 41 ... - 097M4
			25	7,5	5,5	H220 - 41 ... - 097M4
			32	11	7,5	H226 - 41 ... - 097M4
SMD modules for basic switch A02						
Mounting form module (switch module ED)			H200-A			BFA2 - ED
Enclosure module, mounting form 097M1			H200-A			SBH2 - 097M1
Enclosure module, mounting form 097M4			H200-A			SBH2 - 097M4
Accessories						
Mounting brackets for enclosure modules SB (1 set)						SBX1
Dimensions (mm)						
Product line	H1	B1	T1	T2	H2	B2
H200-A	150	150	120	38	132	85

Enclosed Switches



**Product line
H200-A**

Enclosed switch

Stainless steel enclosure

150 × 150 × 120 mm

with cover interlock in ON position

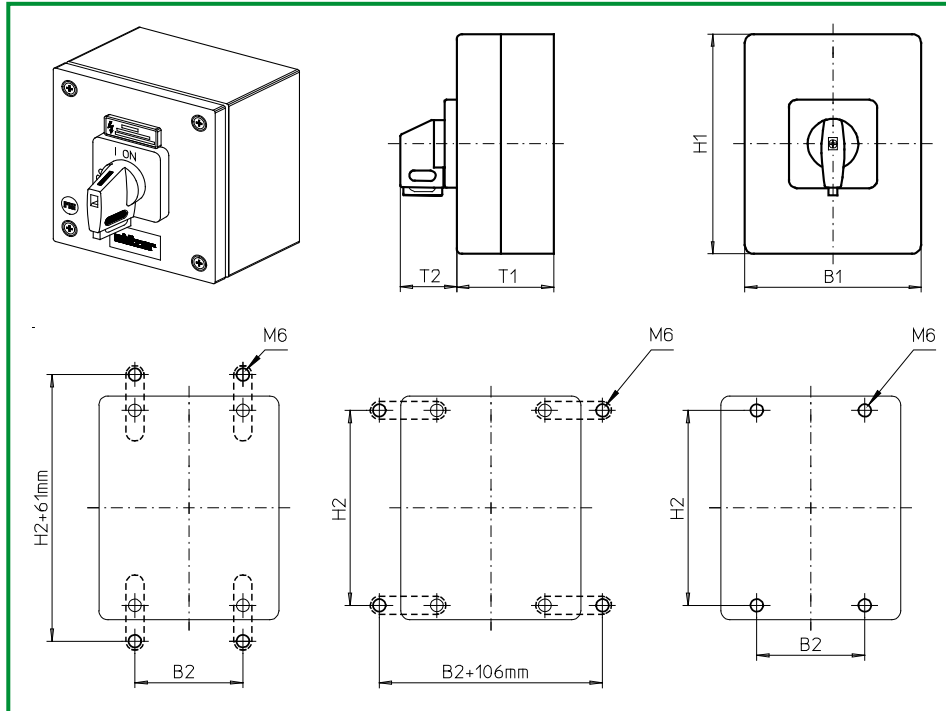
with N/PE connection link

097N1 (IP66)

097N4 (IP66)

Complete switch	Poles	Product lines	Rated data (IEC 60947)			Order code number
			Operational current I _e	Operational power at 380–440V		
			AC-21A A	AC-23A kW	AC-3 kW	
Main Switches OFF position padlockable 12h	3 ... 4	H200-A	20	5,5	3,7	H216 - 41 ... - 097N1
			25	7,5	5,5	H220 - 41 ... - 097N1
			32	11	7,5	H226 - 41 ... - 097N1
Main/Emergency-Off Switches OFF position padlockable 12h	3 ... 4	H200-A	20	5,5	3,7	H216 - 41 ... - 097N4
			25	7,5	5,5	H220 - 41 ... - 097N4
			32	11	7,5	H226 - 41 ... - 097N4
SMD modules for basic switch A02						
Mounting form module (switch module ED)			H200-A			BFA2 - ED
Enclosure module, mounting form 097N1			H200-A			SBH2 - 097N1
Enclosure module, mounting form 097N4			H200-A			SBH2 - 097N4
Accessories						
Mounting brackets for enclosure modules SB (1 set)						SBX1
Dimensions (mm)						
Product line	H1	B1	T1	T2	H2	B2
H200-A	150	150	120	33	132	85

Enclosed Switches



**Product line
H200-A**

Enclosed switch

Stainless steel enclosure

150 x 150 x 120 mm

with cover interlock
in ON position

with N/PE connection link

097V1 (IP66)

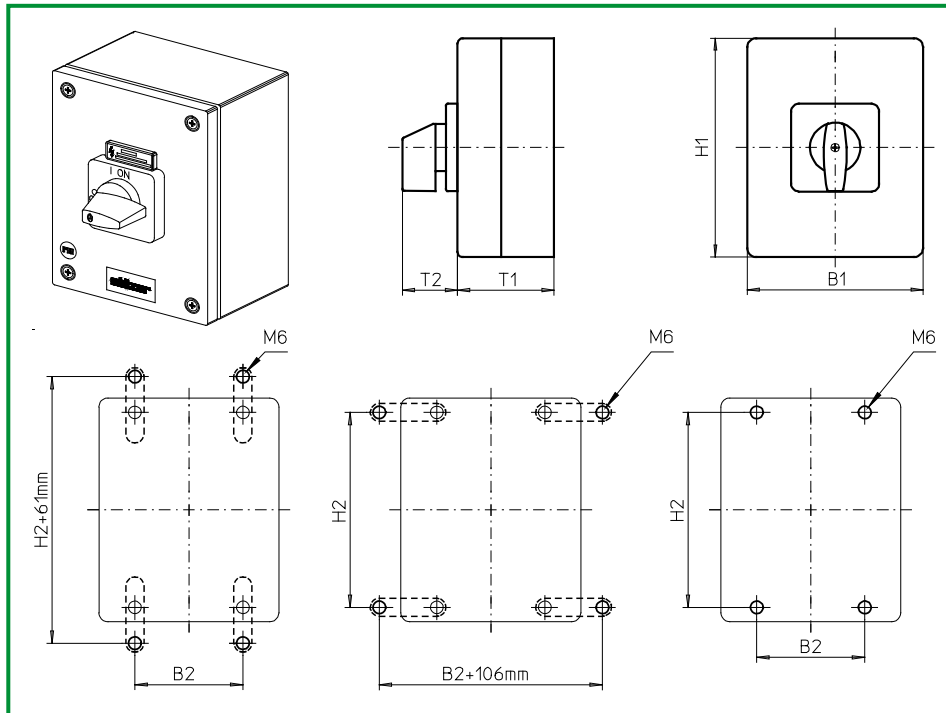
097V4 (IP66)

Complete switch	Poles	Product lines	Rated data (IEC 60947)			Order code number
			Operational current I_e	Operational power at 380–440V		
			AC-21A A	AC-23A kW	AC-3 kW	
Main Switches OFF position padlockable 09h	3 ... 4	H200-A	20	5,5	3,7	H216 - 41 ... - 097V1
			25	7,5	5,5	H220 - 41 ... - 097V1
			32	11	7,5	H226 - 41 ... - 097V1
Main/Emergency-Off Switches OFF position padlockable 09h	3 ... 4	H200-A	20	5,5	3,7	H216 - 41 ... - 097V4
			25	7,5	5,5	H220 - 41 ... - 097V4
			32	11	7,5	H226 - 41 ... - 097V4

SMD modules for basic switch A02		
Mounting form module (switch module ED)	H200-A	BFA2 - ED
Enclosure module, mounting form 097V1	H200-A	SBH2 - 097V1
Enclosure module, mounting form 097V4	H200-A	SBH2 - 097V4
Legend plate silver, enclosure module 097V1	H200-A	FAS4 - 9... (FA number)
Legend plate yellow, enclosure module 097V4	H200-A	FBS4 - 9... (FA number)
Accessories		
Mounting brackets for enclosure modules SB (1 set)		SBX1

Dimensions (mm)						
Product line	H1	B1	T1	T2	H2	B2
H200-A	150	150	120	39	132	85

Enclosed Switches



**Product lines
H200-A/-D**

Enclosed switch

Stainless steel enclosure

200 × 150 × 120 mm

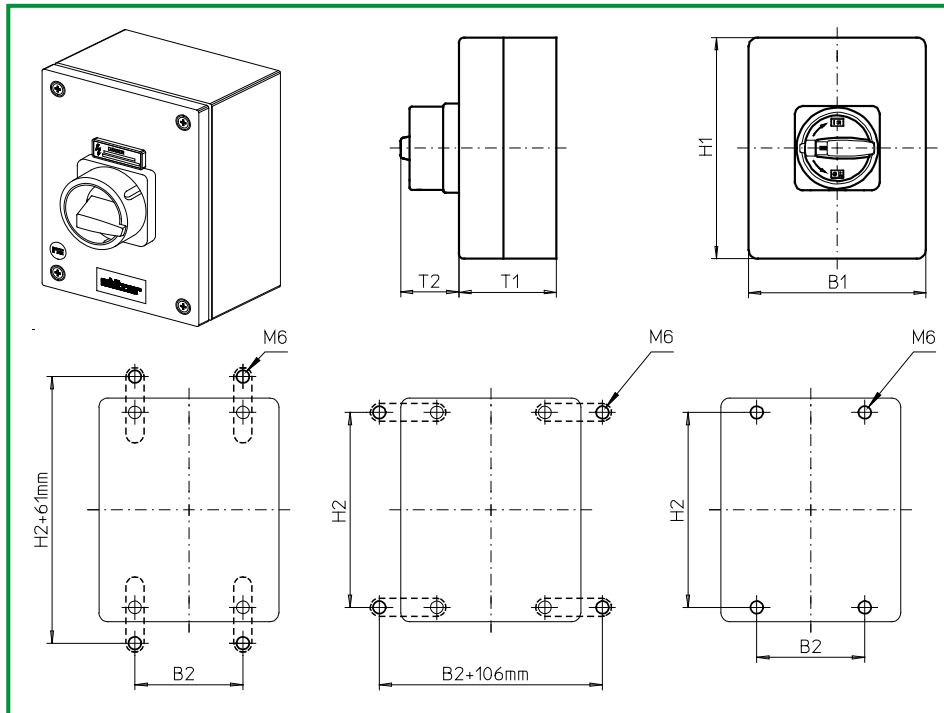
with cover interlock
in ON position

with N/PE connection link

196M1 (IP66)

Complete switch	Poles	Product lines	Rated data (IEC 60947)			Order code number
			Operational current I_e	Operational power at 380–440V		
			AC-21A A	AC-23A kW	AC-3 kW	
ON-OFF Switches Switching angle 90°	3 ... 8	H200-A/-D	20 25 32 40	5,5 7,5 11 15	3,7 5,5 7,5 11	H216 - 41 ... - 196M1 H220 - 41 ... - 196M1 H226 - 41 ... - 196M1 H233 - 41 ... - 196M1
SMD modules for basic switch A02						
Mounting form module (switch module ED)			H200-A			BFA2 - ED
Mounting form module (switch module ED)			H200-D			BFC2 - ED
Enclosure module, mounting form 196M1			H200-A/-D			SBH2 - 196M1
Legend plate silver, enclosure module 196M1			H200-A/-D			FAS4 - 9... (FA number)
Accessories						
Mounting brackets for enclosure modules SB (1 set)						SBX1
Dimensions (mm)						
Product lines	H1	B1	T1	T2	H2	B2
H200-A	200	150	120	39	182	85
H200-D	200	150	120	39	182	85

Enclosed Switches



Product lines
H200-A/-D

Enclosed switch

Stainless steel enclosure

200 × 150 × 120 mm

with cover interlock
in ON position

with N/PE connection link

197M1 (IP66)

197M4 (IP66)

Complete switch	Poles	Product lines	Rated data (IEC 60947)			Order code number
			Operational current I_e	Operational power at 380–440V		
			AC-21A A	AC-23A kW	AC-3 kW	
Main Switches OFF position padlockable 09h	3 ... 8	H200-A/-D	20	5,5	3,7	H216 - 41 ... - 197M1
			25	7,5	5,5	H220 - 41 ... - 197M1
			32	11	7,5	H226 - 41 ... - 197M1
			40	15	11	H233 - 41 ... - 197M1
Main/Emergency-Off Switches OFF position padlockable 09h	3 ... 8	H200-A/-D	20	5,5	3,7	H216 - 41 ... - 197M4
			25	7,5	5,5	H220 - 41 ... - 197M4
			32	11	7,5	H226 - 41 ... - 197M4
			40	15	11	H233 - 41 ... - 197M4

SMD modules for basic switch A02

Mounting form module (switch module ED)
Mounting form module (switch module ED)

H200-A
H200-D

BFA2 - ED
BFC2 - ED

Enclosure module, mounting form 197M1
Enclosure module, mounting form 197M4

H200-A/-D
H200-A/-D

SBH2 - 197M1
SBH2 - 197M4

Accessories

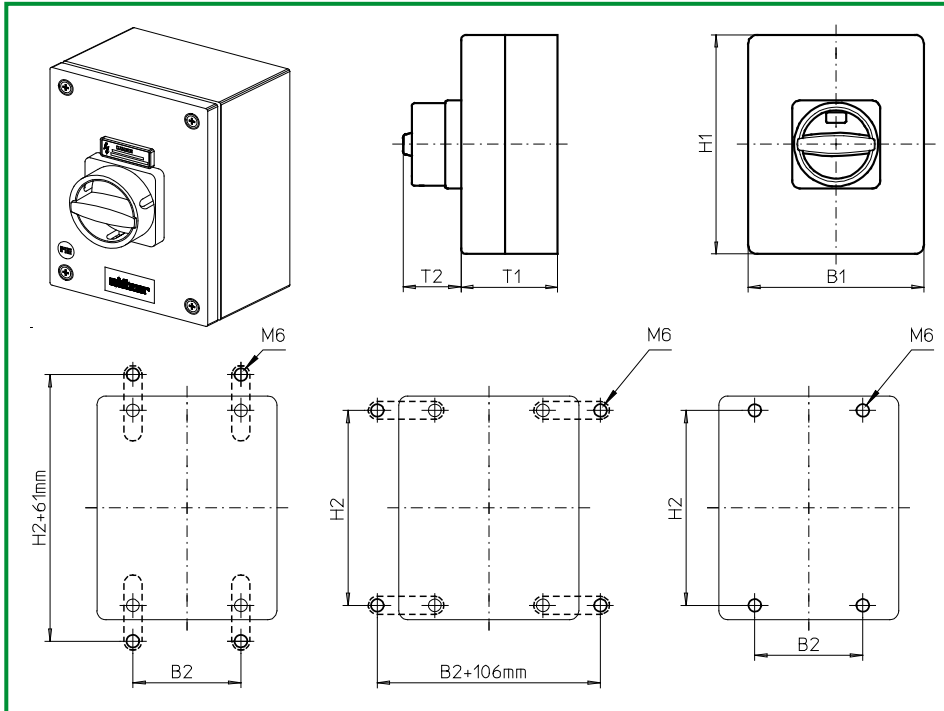
Mounting brackets for enclosure modules SB (1 set)

SBX1

Dimensions (mm)

Product lines	H1	B1	T1	T2	H2	B2
H200-A	200	150	120	38	182	85
H200-D	200	150	120	38	182	85

Enclosed Switches



Product lines
H200-A/-D

Enclosed switch

Stainless steel enclosure

200 × 150 × 120 mm

with cover interlock
in ON position

with N/PE connection link

197N1 (IP66)

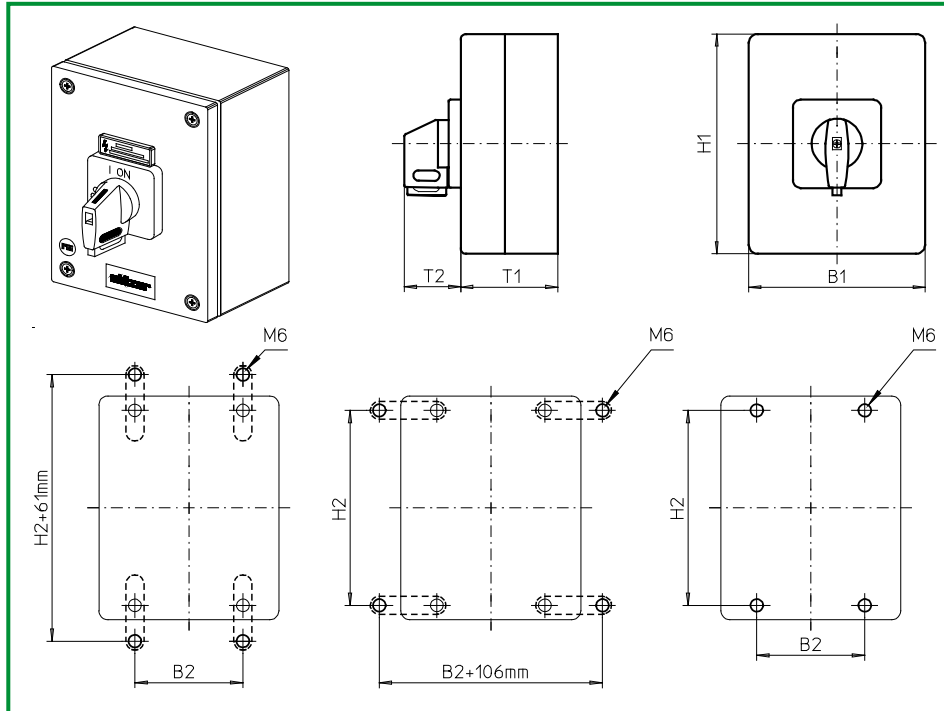
197N4 (IP66)

Complete switch	Poles	Product lines	Rated data (IEC 60947)			Order code number
			Operational current I _e	Operational power at 380–440V		
			AC-21A A	AC-23A kW	AC-3 kW	
Main Switches OFF position padlockable 12h	3 ... 8	H200-A/-D	20	5,5	3,7	H216 - 41 ... - 197N1
			25	7,5	5,5	H220 - 41 ... - 197N1
			32	11	7,5	H226 - 41 ... - 197N1
			40	15	11	H233 - 41 ... - 197N1
Main/Emergency-Off Switches OFF position padlockable 12h	3 ... 8	H200-A/-D	20	5,5	3,7	H216 - 41 ... - 197N4
			25	7,5	5,5	H220 - 41 ... - 197N4
			32	11	7,5	H226 - 41 ... - 197N4
			40	15	11	H233 - 41 ... - 197N4

SMD modules for basic switch A02		
Mounting form module (switch module ED)	H200-A	BFA2 - ED
Mounting form module (switch module ED)	H200-D	BFC2 - ED
Enclosure module, mounting form 197N1	H200-A/-D	SBH2 - 197N1
Enclosure module, mounting form 197N4	H200-A/-D	SBH2 - 197N4
Accessories		
Mounting brackets for enclosure modules SB (1 set)		SBX1

Dimensions (mm)						
Product lines	H1	B1	T1	T2	H2	B2
H200-A	200	150	120	33	182	85
H200-D	200	150	120	33	182	85

Enclosed Switches



Product lines
H200-A/-D

Enclosed switch

Stainless steel enclosure

200 × 150 × 120 mm

with cover interlock
in ON position

with N/PE connection link

197V1 (IP66)

197V4 (IP66)

Complete switch	Poles	Product lines	Rated data (IEC 60947)			Order code number
			Operational current I_e	Operational power at 380–440V		
			AC-21A A	AC-23A kW	AC-3 kW	
Main Switches OFF position padlockable 09h	3 ... 8	H200-A/-D	20	5,5	3,7	H216 - 41 ... - 197V1
			25	7,5	5,5	H220 - 41 ... - 197V1
			32	11	7,5	H226 - 41 ... - 197V1
			40	15	11	H233 - 41 ... - 197V1
Main/Emergency-Off Switches OFF position padlockable 09h	3 ... 8	H200-A/-D	20	5,5	3,7	H216 - 41 ... - 197V4
			25	7,5	5,5	H220 - 41 ... - 197V4
			32	11	7,5	H226 - 41 ... - 197V4
			40	15	11	H233 - 41 ... - 197V4

SMD modules for basic switch A02

Mounting form module (switch module ED)	H200-A	BFA2 - ED
Mounting form module (switch module ED)	H200-D	BFC2 - ED
Enclosure module, mounting form 197V1	H200-A/-D	SBH2 - 197V1
Enclosure module, mounting form 197V4	H200-A/-D	SBH2 - 197V4
Legend plate silver, enclosure module 197V1	H200-A/-D	FAS4 - 9... (FA number)
Legend plate yellow, enclosure module 197V4	H200-A/-D	FBS4 - 9... (FA number)

Accessories

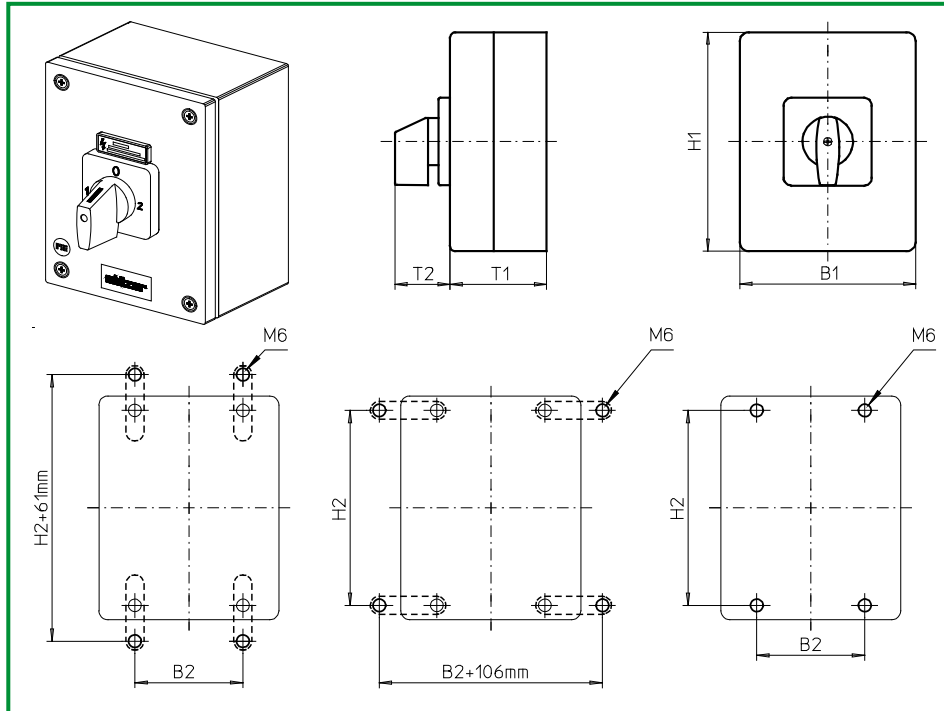
Mounting brackets for enclosure modules SB (1 set)	SBX1
-----------------------------------------------------------	-------------

Dimensions (mm)

Product lines	H1	B1	T1	T2	H2	B2
H200-A	200	150	120	39	182	85
H200-D	200	150	120	39	182	85

Enclosed Switches

sälzer



**Product line
H200-E**

Enclosed switch

Stainless steel enclosure

200 × 150 × 120 mm

with cover interlock
in ON position

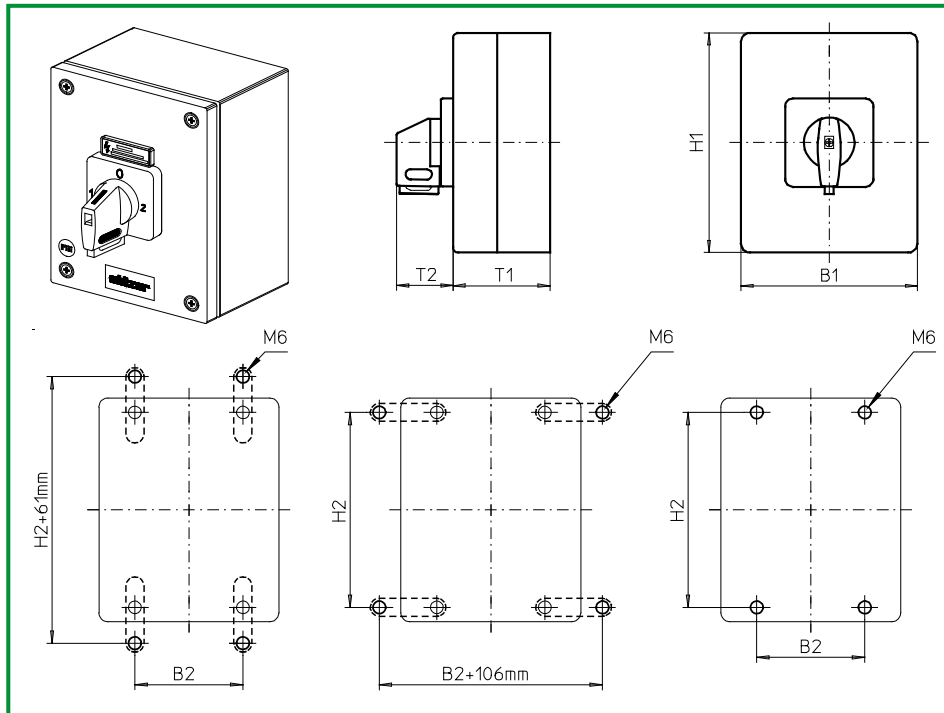
with N/PE connection link

198M1 (IP66)

Complete switch	Poles	Product lines	Rated data (IEC 60947)			Order code number
			Operational current I_e	Operational power at 380–440V		
			AC-21A A	AC-23A kW	AC-3 kW	
Changeover with OFF Switching angle 90°	3 ... 4	H200-E	20	5,5	3,7	H216 - 71 ... - 198M1
			25	7,5	5,5	H220 - 71 ... - 198M1
			32	11	7,5	H226 - 71 ... - 198M1
			40	15	11	H233 - 71 ... - 198M1
SMD modules for basic switch A02						
Mounting form module (switch module ED)				H200-E		BFB2 - ED
Enclosure module, mounting form 198M1				H200-E		SBH2 - 198M1
Legend plate silver, enclosure module 198M1				H200-E		FAS4 - 9... (FA number)
Accessories						
Mounting brackets for enclosure modules SB (1 set)						SBX1
Dimensions (mm)						
Product line	H1	B1	T1	T2	H2	B2
H200-E	200	150	120	39	182	85

Enclosed Switches

sälzer



**Product line
H200-E**

Enclosed switch

Stainless steel enclosure

200 × 150 × 120 mm

with cover interlock
in ON position

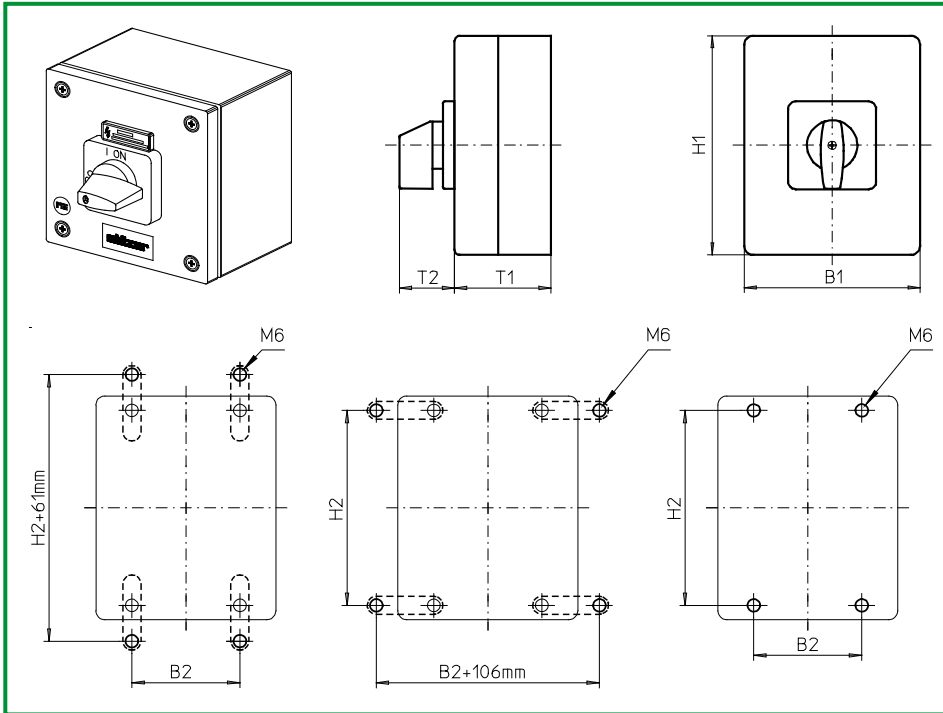
with N/PE connection link

196V1 (IP66)

198V1 (IP66)

Complete switch	Poles	Product lines	Rated data (IEC 60947)			Order code number
			Operational current I _e	Operational power at 380–440V		
			AC-21A A	AC-23A kW	AC-3 kW	
Changeover with OFF Switching angle 90° OFF position padlockable 12h	3 ... 4	H200-E	20	5,5	3,7	H216 - 71 ... - 196V1
			25	7,5	5,5	H220 - 71 ... - 196V1
			32	11	7,5	H226 - 71 ... - 196V1
			40	15	11	H233 - 71 ... - 196V1
Changeover with OFF Switching angle 90° 3 positions padlockable (09h/12h/03h)	3 ... 4	H200-E	20	5,5	3,7	H216 - 71 ... - 198V1
			25	7,5	5,5	H220 - 71 ... - 198V1
			32	11	7,5	H226 - 71 ... - 198V1
			40	15	11	H233 - 71 ... - 198V1
SMD modules for basic switch A02						
Mounting form module (switch module ED)			H200-E			BFB2 - ED
Enclosure module, mounting form 196V1			H200-E			SBH2 - 196V1
Enclosure module, mounting form 198V1			H200-E			SBH2 - 198V1
Legend plate silver, enclosure module 196V1/198V1			H200-E			FAS4 - 9... (FA number)
Accessories						
Mounting brackets for enclosure modules SB (1 set)						SBX1
Dimensions (mm)						
Product line	H1	B1	T1	T2	H2	B2
H200-E	200	150	120	39	182	85

Enclosed Switches



**Product line
H200-A**

Enclosed switch

**Stainless steel
enclosure
brushed**

150 × 150 × 120 mm

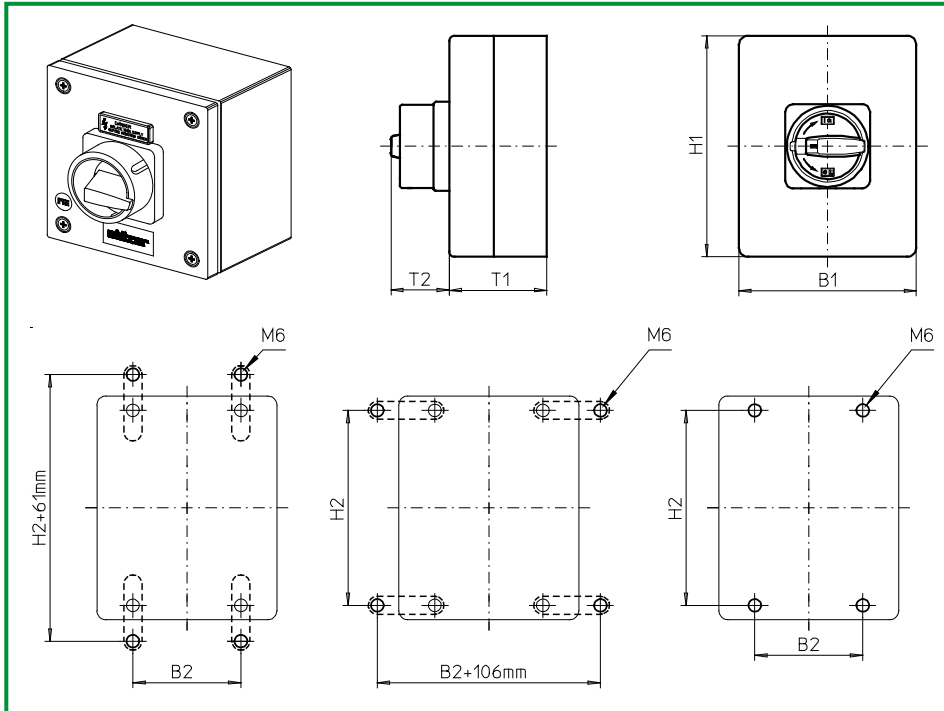
with cover interlock
in ON position

with PE connection link
without N connection link

596M1 (IP66)

Complete switch	Poles	Product lines	Rated data (IEC 60947)			Order code number														
			Operational current I _e	Operational power at 380–440V																
			AC-21A A	AC-23A kW	AC-3 kW															
ON-OFF Switches Switching angle 90°	3 ... 4	H200-A	20	5,5	3,7	H216 - 41 ... - 596M1														
			25	7,5	5,5	H220 - 41 ... - 596M1														
			32	11	7,5	H226 - 41 ... - 596M1														
<p>Realisable switching programmes: 2 pole 41200, 41211, 41220 4 pole 41400, 41411, 41420</p>																				
<p>SMD modules for basic switch A02</p> <p>Mounting form module (switch module ED) H200-A BFA2 - ED</p> <p>Enclosure module, mounting form 596M1 SBH2 - 596M1</p> <p>Legend plate silver, enclosure module 596M1 FAS4 - 9... (FA number)</p> <p>Mounting brackets for enclosure modules SB (1 set) (Please order separately – see accessories, page D5-2) SBX1</p>																				
<p>Dimensions (mm)</p> <table border="1"> <thead> <tr> <th>Product line</th> <th>H1</th> <th>B1</th> <th>T1</th> <th>T2</th> <th>H2</th> <th>B2</th> </tr> </thead> <tbody> <tr> <td>H200-A</td> <td>150</td> <td>150</td> <td>120</td> <td>39</td> <td>132</td> <td>85</td> </tr> </tbody> </table>							Product line	H1	B1	T1	T2	H2	B2	H200-A	150	150	120	39	132	85
Product line	H1	B1	T1	T2	H2	B2														
H200-A	150	150	120	39	132	85														

Enclosed Switches



**Product line
H200-A**

Enclosed switch

**Stainless steel
enclosure
brushed**

150 × 150 × 120 mm

with cover interlock
in ON position

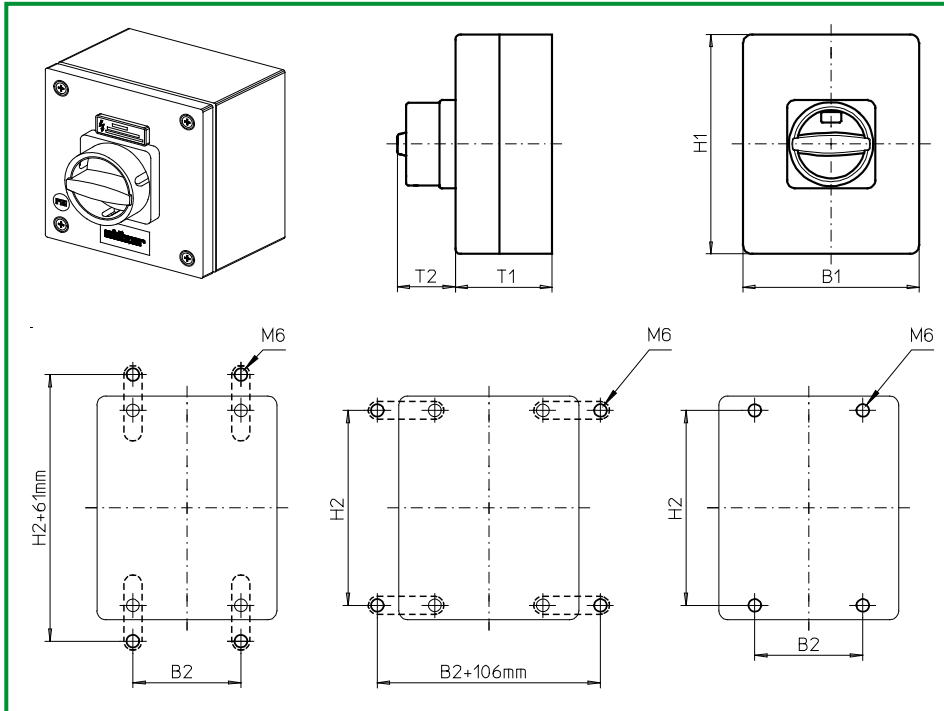
with PE connection link
without N connection link

597M1 (IP66)

597M4 (IP66)

Complete switch	Poles	Product lines	Rated data (IEC 60947)			Order code number
			Operational current I _e	Operational power at 380–440V		
			AC-21A A	AC-23A kW	AC-3 kW	
Main Switches OFF position padlockable 09h	3 ... 4	H200-A	20	5,5	3,7	H216 - 41 ... - 597M1
			25	7,5	5,5	H220 - 41 ... - 597M1
			32	11	7,5	H226 - 41 ... - 597M1
Main/Emergency-Off Switches OFF position padlockable 09h	3 ... 4	H200-A	20	5,5	3,7	H216 - 41 ... - 597M4
			25	7,5	5,5	H220 - 41 ... - 597M4
			32	11	7,5	H226 - 41 ... - 597M4
Realisable switching programmes:						
2 pole	41200, 41211, 41220					
4 pole	41400, 41411, 41420					
SMD modules for basic switch A02						
Mounting form module (switch module ED)				H200-A	BFA2 - ED	
Enclosure module, mounting form 597M1					SBH2 - 597M1	
Enclosure module, mounting form 597M4					SBH2 - 597M4	
Mounting brackets for enclosure modules SB (1 set) (Please order separately – see accessories, page D5-2)						SBX1
Dimensions (mm)						
Product line	H1	B1	T1	T2	H2	B2
H200-A	150	150	120	38	132	85

Enclosed Switches



**Product line
H200-A**

Enclosed switch

**Stainless steel
enclosure
brushed**

150 × 150 × 120 mm

with cover interlock
in ON position

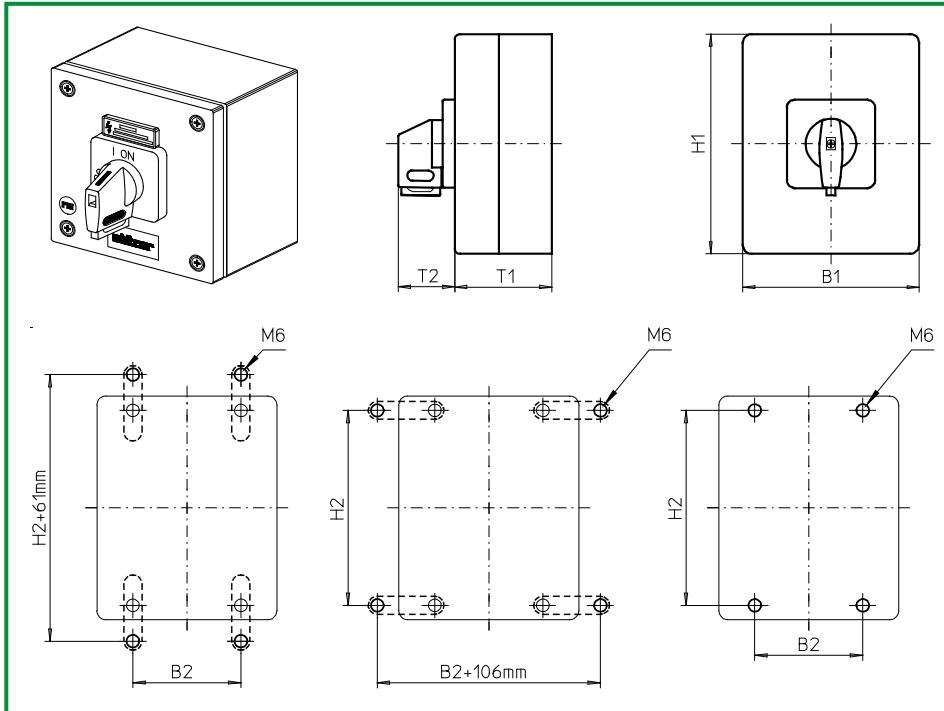
with PE connection link
without N connection link

597N1 (IP66)

597N4 (IP66)

Complete switch	Poles	Product lines	Rated data (IEC 60947)			Order code number
			Operational current I _e	Operational power at 380–440V		
			AC-21A A	AC-23A kW	AC-3 kW	
Main Switches OFF position padlockable 12h	3 ... 4	H200-A	20	5,5	3,7	H216 - 41 ... - 597N1
			25	7,5	5,5	H220 - 41 ... - 597N1
			32	11	7,5	H226 - 41 ... - 597N1
Main/Emergency-Off Switches OFF position padlockable 12h	3 ... 4	H200-A	20	5,5	3,7	H216 - 41 ... - 597N4
			25	7,5	5,5	H220 - 41 ... - 597N4
			32	11	7,5	H226 - 41 ... - 597N4
Realisable switching programmes:						
2 pole	41200, 41211, 41220					
4 pole	41400, 41411, 41420					
SMD modules for basic switch A02						
Mounting form module (switch module ED)			H200-A		BFA2 - ED	
Enclosure module, mounting form 597N1					SBH2 - 597N1	
Enclosure module, mounting form 597N4					SBH2 - 597N4	
Mounting brackets for enclosure modules SB (1 set) (Please order separately – see accessories, page D5-2)					SBX1	
Dimensions (mm)						
Product line	H1	B1	T1	T2	H2	B2
H200-A	150	150	120	33	132	85

Enclosed Switches



**Product line
H200-A**

Enclosed switch

**Stainless steel
enclosure
brushed**

150 × 150 × 120 mm

with cover interlock
in ON position

with PE connection link
without N connection link

597V1 (IP66)

597V4 (IP66)

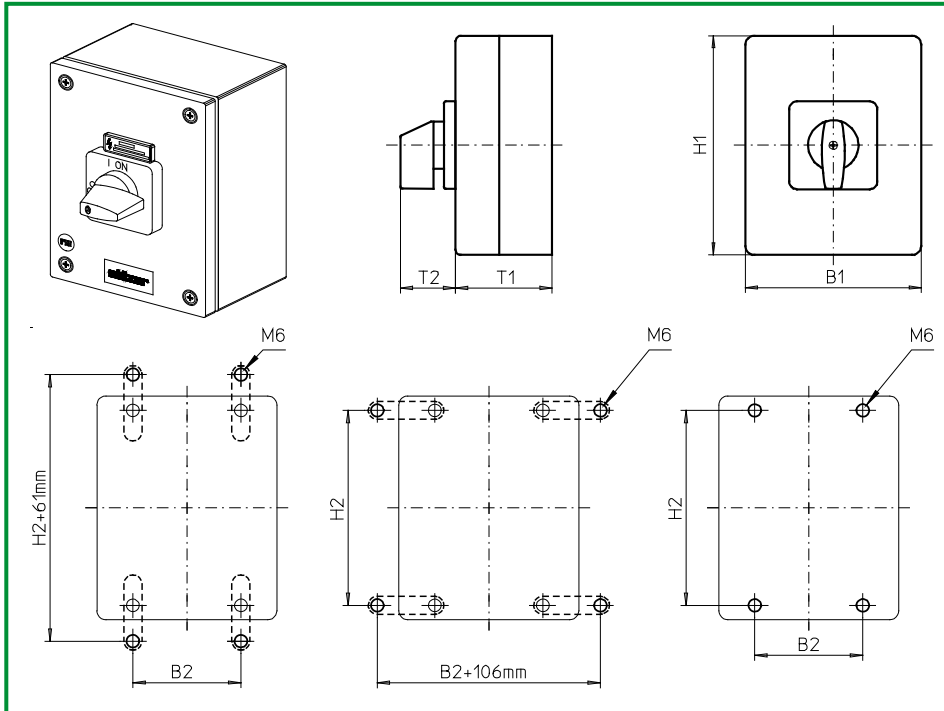
Complete switch	Poles	Product lines	Rated data (IEC 60947)			Order code number
			Operational current I _e	Operational power at 380–440V		
			AC-21A A	AC-23A kW	AC-3 kW	
Main Switches OFF position padlockable 09h	3 ... 4	H200-A	20	5,5	3,7	H216 - 41 ... - 597V1
			25	7,5	5,5	H220 - 41 ... - 597V1
			32	11	7,5	H226 - 41 ... - 597V1
Main/Emergency-Off Switches OFF position padlockable 09h	3 ... 4	H200-A	20	5,5	3,7	H216 - 41 ... - 597V4
			25	7,5	5,5	H220 - 41 ... - 597V4
			32	11	7,5	H226 - 41 ... - 597V4

Realisable switching programmes:
 2 pole 41200, 41211, 41220
 4 pole 41400, 41411, 41420

SMD modules for basic switch A02			
Mounting form module (switch module ED)		H200-A	BFA2 - ED
Enclosure module, mounting form 597V1			SBH2 - 597V1
Enclosure module, mounting form 597V4			SBH2 - 597V4
Legend plate silver, enclosure module 597V1			FAS4 - 9... (FA number)
Legend plate yellow, enclosure module 597V4			FBS4 - 9... (FA number)
Mounting brackets for enclosure modules SB (1 set) (Please order separately – see accessories, page D5-2)			SBX1

Dimensions (mm)						
Product line	H1	B1	T1	T2	H2	B2
H200-A	150	150	120	39	132	85

Enclosed Switches



Product lines
H200-A/-D

Enclosed switch

Stainless steel enclosure brushed

200 × 150 × 120 mm

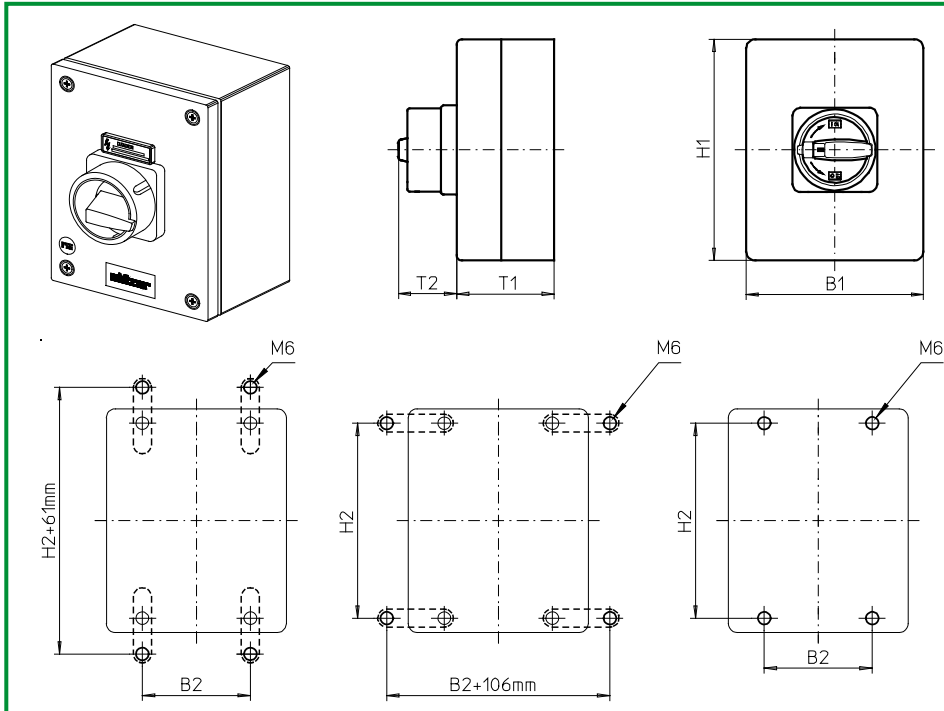
with cover interlock in ON position

with PE connection link without N connection link

696M1 (IP66)

Complete switch	Poles	Product lines	Rated data (IEC 60947)			Order code number
			Operational current I_e	Operational power at 380–440V		
			AC-21A A	AC-23A kW	AC-3 kW	
ON-OFF Switches Switching angle 90°	3 ... 8	H200 -A H200 -D	20	5,5	3,7	H216 - 41 ... - 696M1
			25	7,5	5,5	H220 - 41 ... - 696M1
			32	11	7,5	H226 - 41 ... - 696M1
			40	15	11	H233 - 41 ... - 696M1
SMD modules for basic switch A02						
Mounting form module (switch module ED)			H200-A			BFA2 - ED
Mounting form module (switch module ED)			H200-D			BFC2 - ED
Enclosure module, mounting form 696M1			H200-A/-D			SBH2 - 696M1
Legend plate silver, enclosure module 696M1			H200-A/-D			FAS4 - 9... (FA number)
Mounting brackets for enclosure modules SB (1 set) (Please order separately – see accessories, page D5-2)						SBX1
Dimensions (mm)						
Product lines	H1	B1	T1	T2	H2	B2
H200-A	200	150	120	39	182	85
H200-D	200	150	120	39	182	85

Enclosed Switches



Product lines
H200-A/-D

Enclosed switch

Stainless steel enclosure brushed

200 × 150 × 120 mm

with cover interlock in ON position

with PE connection link without N connection link

697M1 (IP66)

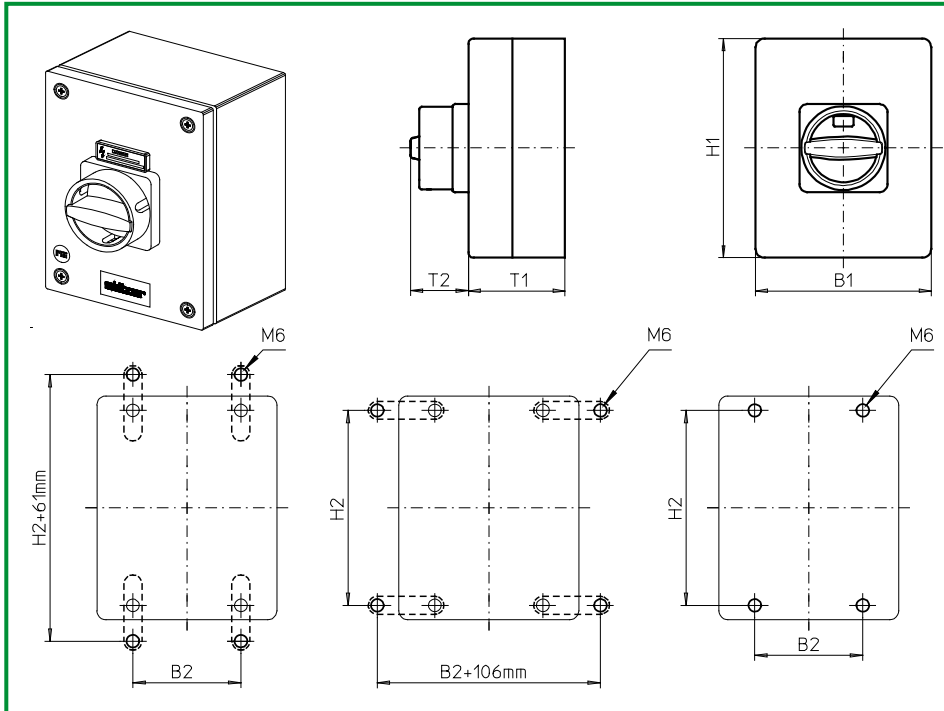
697M4 (IP66)

Complete switch	Poles	Product lines	Rated data (IEC 60947)			Order code number
			Operational current I _e	Operational power at 380–440V		
			AC-21A A	AC-23A kW	AC-3 kW	
Main Switches OFF position padlockable 09h	3 ... 8	H200 -A	20	5,5	3,7	H216 - 41 ... - 697M1
		H200 -D	25	7,5	5,5	H220 - 41 ... - 697M1
			32	11	7,5	H226 - 41 ... - 697M1
			40	15	11	H233 - 41 ... - 697M1
Main/Emergency-Off Switches OFF position padlockable 09h	3 ... 8	H200 -A	20	5,5	3,7	H216 - 41 ... - 697M4
		H200 -D	25	7,5	5,5	H220 - 41 ... - 697M4
			32	11	7,5	H226 - 41 ... - 697M4
			40	15	11	H233 - 41 ... - 697M4

SMD modules for basic switch A02		
Mounting form module (switch module ED)	H200-A	BFA2 - ED
Mounting form module (switch module ED)	H200-D	BFC2 - ED
Enclosure module, mounting form 697M1	H200-A/-D	SBH2 - 697M1
Enclosure module, mounting form 697M4	H200-A/-D	SBH2 - 697M4
Mounting brackets for enclosure modules SB (1 set) (Please order separately – see accessories, page D5-2)		SBX1

Dimensions (mm)						
Product lines	H1	B1	T1	T2	H2	B2
H200-A	200	150	120	38	182	85
H200-D	200	150	120	38	182	85

Enclosed Switches



Product lines
H200-A/-D

Enclosed switch

Stainless steel enclosure brushed

200 × 150 × 120 mm

with cover interlock in ON position

with PE connection link without N connection link

697N1 (IP66)

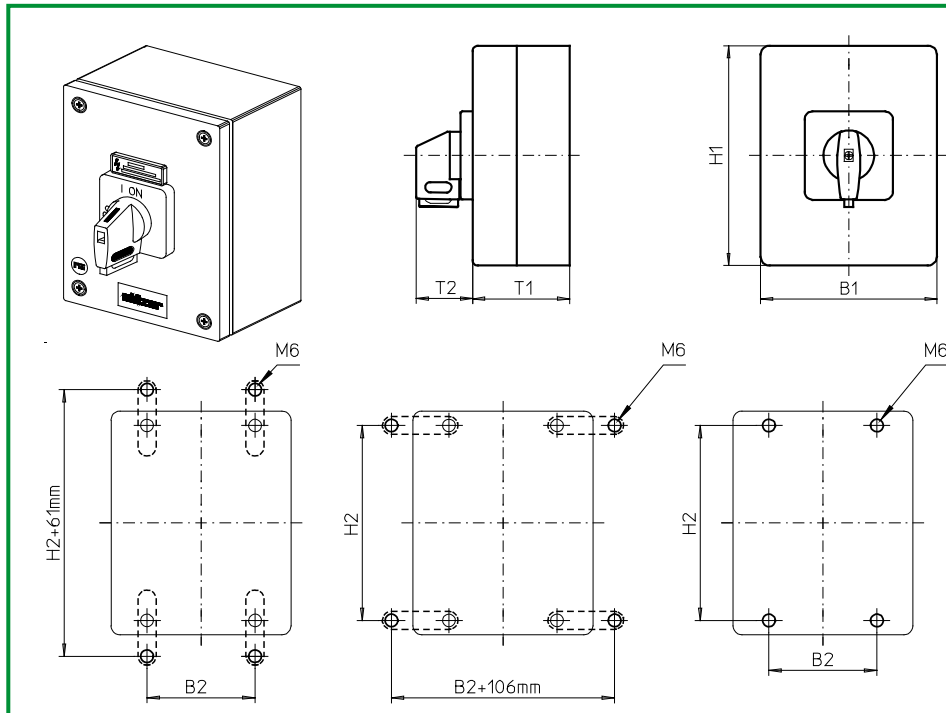
697N4 (IP66)

Complete switch	Poles	Product lines	Rated data (IEC 60947)			Order code number
			Operational current I _e	Operational power at 380–440V		
			AC-21A A	AC-23A kW	AC-3 kW	
Main Switches OFF position padlockable 12h	3 ... 8	H200 -A	20	5,5	3,7	H216 - 41 ... - 697N1
		H200 -D	25	7,5	5,5	H220 - 41 ... - 697N1
			32	11	7,5	H226 - 41 ... - 697N1
			40	15	11	H233 - 41 ... - 697N1
Main/Emergency-Off Switches OFF position padlockable 12h	3 ... 8	H200 -A	20	5,5	3,7	H216 - 41 ... - 697N4
		H200 -D	25	7,5	5,5	H220 - 41 ... - 697N4
			32	11	7,5	H226 - 41 ... - 697N4
			40	15	11	H233 - 41 ... - 697N4

SMD modules for basic switch A02		
Mounting form module (switch module ED)	H200-A	BFA2 - ED
Mounting form module (switch module ED)	H200-D	BFC2 - ED
Enclosure module, mounting form 697N1	H200-A/-D	SBH2 - 697N1
Enclosure module, mounting form 697N4	H200-A/-D	SBH2 - 697N4
Mounting brackets for enclosure modules SB (1 set) (Please order separately – see accessories, page D5-2)		SBX1

Dimensions (mm)							
Product lines	H1	B1	T1	T2	H2	B2	
H200-A	200	150	120	33	182	85	
H200-D	200	150	120	33	182	85	

Enclosed Switches



Product lines
H200-A/-D

Enclosed switch

Stainless steel enclosure brushed

200 × 150 × 120 mm

with cover interlock in ON position

with PE connection link without N connection link

697V1 (IP66)

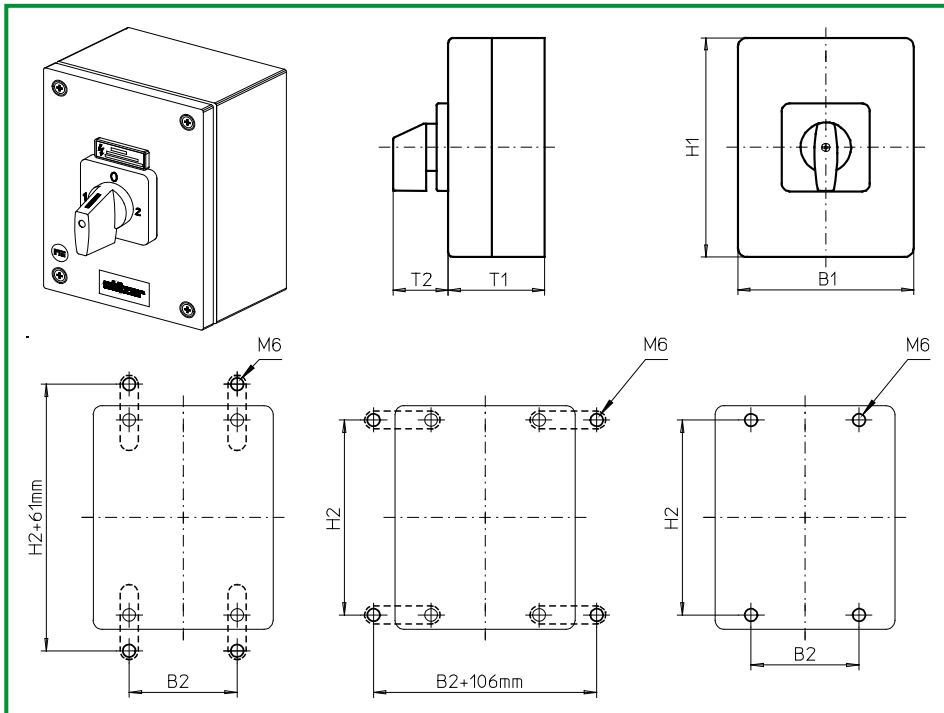
697V4 (IP66)

Complete switch	Poles	Product lines	Rated data (IEC 60947)			Order code number
			Operational current I _e	Operational power at 380–440V		
			AC-21A A	AC-23A kW	AC-3 kW	
Main Switches OFF position padlockable 09h	3 ... 8	H200 -A	20	5,5	3,7	H216 - 41 ... - 697V1
		H200 -D	25	7,5	5,5	H220 - 41 ... - 697V1
			32	11	7,5	H226 - 41 ... - 697V1
			40	15	11	H233 - 41 ... - 697V1
Main/Emergency-Off Switches OFF position padlockable 09h	3 ... 8	H200 -A	20	5,5	3,7	H216 - 41 ... - 697V4
		H200 -D	25	7,5	5,5	H220 - 41 ... - 697V4
			32	11	7,5	H226 - 41 ... - 697V4
			40	15	11	H233 - 41 ... - 697V4

SMD modules for basic switch A02		
Mounting form module (switch module ED)	H200-A	BFA2 - ED
Mounting form module (switch module ED)	H200-D	BFC2 - ED
Enclosure module, mounting form 697V1	H200-A/-D	SBH2 - 697V1
Enclosure module, mounting form 697V4	H200-A/-D	SBH2 - 697V4
Legend plate silver, enclosure module 697V1	H200-A/-D	FAS4 - 9... (FA number)
Legend plate yellow, enclosure module 697V4	H200-A/-D	FBS4 - 9... (FA number)
Mounting brackets for enclosure modules SB (1 set) (Please order separately – see accessories, page D5-2)		SBX1

Dimensions (mm)							
Product lines	H1	B1	T1	T2	H2	B2	
H200-A	200	150	120	39	182	85	
H200-D	200	150	120	39	182	85	

Enclosed Switches



**Product line
H200-E**

Enclosed switch

**Stainless steel
enclosure
brushed**

200 × 150 × 120 mm

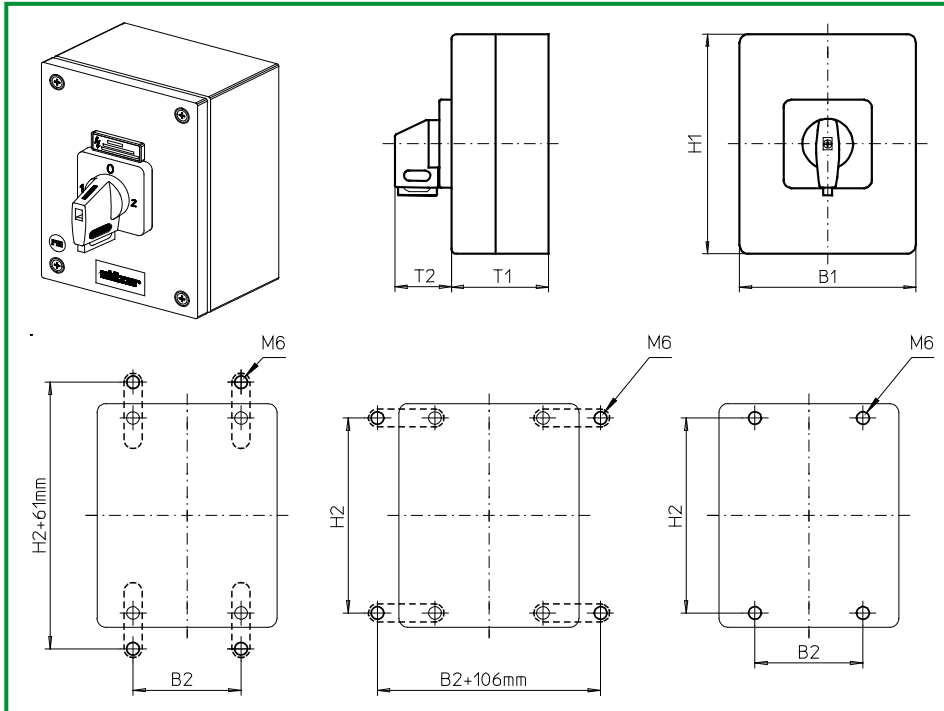
Cover interlock
in position 1 and 2

with PE connection link
without N connection link

698M1 (IP66)

Complete switch	Poles	Product lines	Rated data (IEC 60947)			Order code number
			Operational current I_e	Operational power at 380–440V		
			AC-21A A	AC-23A kW	AC-3 kW	
Changeover with OFF Switching angle 90°	3 ... 4	H200-E	20	5,5	3,7	H216 - 71 ... - 698M1
			25	7,5	5,5	H220 - 71 ... - 698M1
			32	11	7,5	H226 - 71 ... - 698M1
			40	15	11	H233 - 71 ... - 698M1
SMD modules for basic switch A02						
Mounting form module (switch module ED)			H200-E			BFB2 - ED
Enclosure module, mounting form 698M1						SBH2 - 698M1
Legend plate silver, enclosure module 698M1						FAS4 - 9... (FA number)
Mounting brackets for enclosure modules SB (1 set) (Please order separately – see accessories, page D5-2)						SBX1
Dimensions (mm)						
Product line	H1	B1	T1	T2	H2	B2
H200-E	200	150	120	39	182	85

Enclosed Switches



**Product line
H200-E**

Enclosed switch

**Stainless steel
enclosure
brushed**

200 × 150 × 120 mm

Cover interlock
in position 1 and 2

with PE connection link
without N connection link

696V1 (IP66)

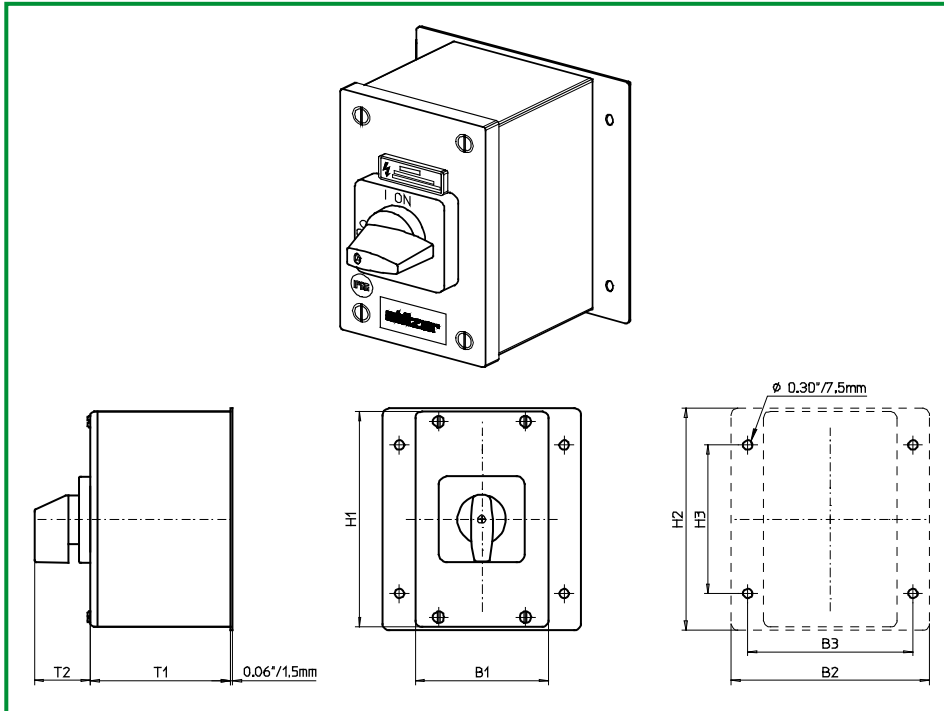
698V1 (IP66)

Complete switch	Poles	Product lines	Rated data (IEC 60947)			Order code number
			Operational current I_e	Operational power at 380–440V		
			AC-21A A	AC-23A kW	AC-3 kW	
Changeover with OFF Switching angle 90° OFF position padlockable 12h	3 ... 4	H200-E	20	5,5	3,7	H216 - 71 ... - 696V1
			25	7,5	5,5	H220 - 71 ... - 696V1
			32	11	7,5	H226 - 71 ... - 696V1
			40	15	11	H233 - 71 ... - 696V1
Changeover with OFF Switching angle 90° 3 positions padlockable (09h/12h/03h)	3 ... 4	H200-E	20	5,5	3,7	H216 - 71 ... - 698V1
			25	7,5	5,5	H220 - 71 ... - 698V1
			32	11	7,5	H226 - 71 ... - 698V1
			40	15	11	H233 - 71 ... - 698V1

SMD modules for basic switch A02		
Mounting form module (switch module ED)	H200-E	BFB2 - ED
Enclosure module, mounting form 696V1		SBH2 - 696V1
Enclosure module, mounting form 698V1		SBH2 - 698V1
Legend plate silver, enclosure module 696V1/698V1		FAS4 - 9... (FA number)
Mounting brackets for enclosure modules SB (1 set) (Please order separately – see accessories, page D5-2)		SBX1

Dimensions (mm)						
Product line	H1	B1	T1	T2	H2	B2
H200-E	200	150	120	39	182	85

Enclosed Switches



**Product line
H200-A**

Enclosed switch

**Stainless steel
enclosure
polished**

160 × 100 × 105 mm

with cover interlock
in ON position

with PE connection link
without N connection link

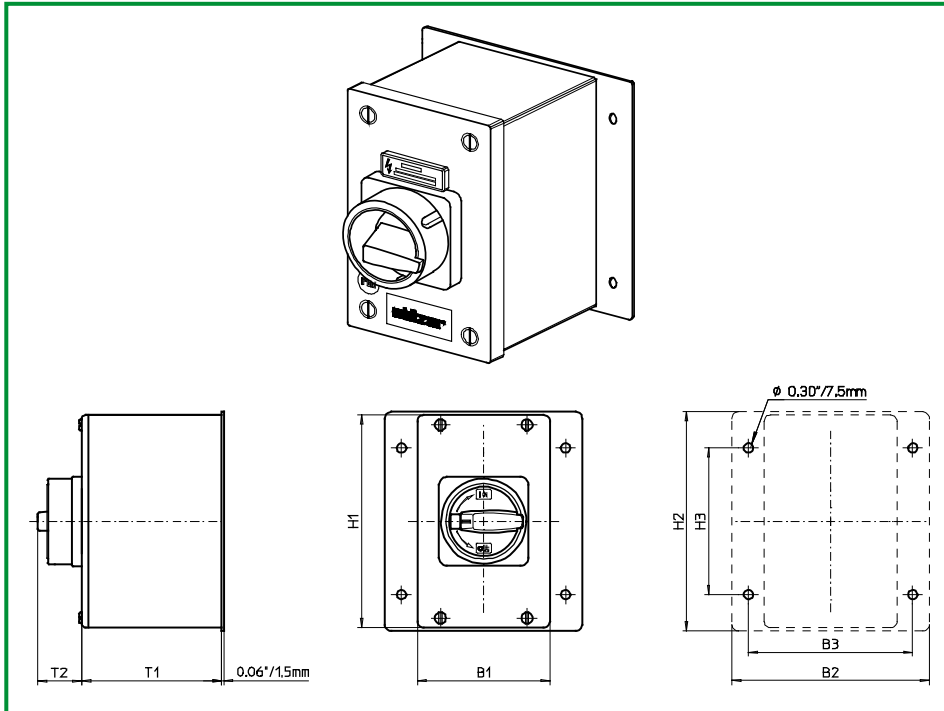
090M1 (IP66)

Complete switch	Poles	Product lines	Rated data (IEC 60947)			Order code number
			Operational current I_e	Operational power at 380–440V		
			AC-21A A	AC-23A kW	AC-3 kW	
ON-OFF Switches Switching angle 90°	3 ... 4	H200-A	20	5,5	3,7	H216 - 4.... - 090M1
			25	7,5	5,5	H220 - 4.... - 090M1
			32	11	7,5	H226 - 4.... - 090M1

SMD modules for basic switch A02			
Mounting form module for 090M1		H200-A	BFA2 - E9
Enclosure module, mounting form 090M1			SBH2 - 090M1
Legend plate silver, enclosure module 090M1			FAS4 - 9... (FA number)

Dimensions (mm)								
Product line	H1	B1	T1	T2	H2	H3	B2	B3
H200-A	160	100	105	39	165	110	149	123,5

Enclosed Switches



Product line
H200-A

Enclosed switch

Stainless steel enclosure polished

160 × 100 × 105 mm

with cover interlock in ON position

with PE connection link without N connection link

092M1 (IP66)

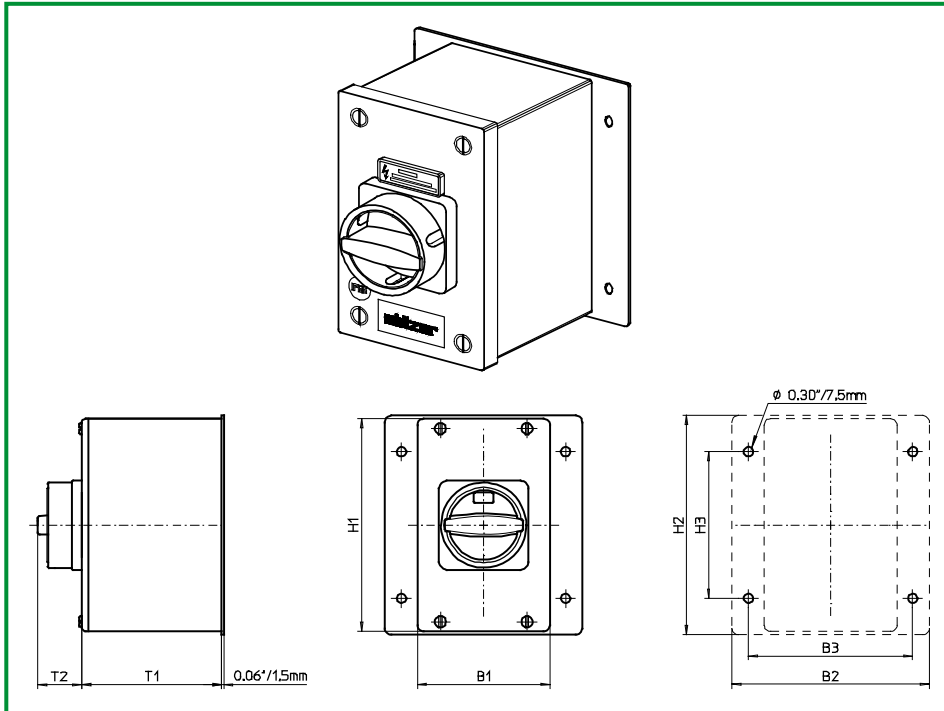
092M4 (IP66)

Complete switch	Poles	Product lines	Rated data (IEC 60947)			Order code number
			Operational current I _e	Operational power at 380–440V		
			AC-21A A	AC-23A kW	AC-3 kW	
Main Switches OFF position padlockable 09h	3 ... 4	H200-A	20	5,5	3,7	H216 - 4.... - 092M1
			25	7,5	5,5	H220 - 4.... - 092M1
			32	11	7,5	H226 - 4.... - 092M1
Main/Emergency-Off Switches OFF position padlockable 09h	3 ... 4	H200-A	20	5,5	3,7	H216 - 4.... - 092M4
			25	7,5	5,5	H220 - 4.... - 092M4
			32	11	7,5	H226 - 4.... - 092M4

SMD modules for basic switch A02			
Mounting form module for 092M1/092M4		H200-A	BFA2 - E9
Enclosure module, mounting form 092M1			SBH2 - 092M1
Enclosure module, mounting form 092M4			SBH2 - 092M4

Dimensions (mm)								
Product line	H1	B1	T1	T2	H2	H3	B2	B3
H200-A	160	100	105	38	165	110	149	123,5

Enclosed Switches



**Product line
H200-A**

Enclosed switch

**Stainless steel
enclosure
polished**

160 × 100 × 105 mm

with cover interlock
in ON position

with PE connection link
without N connection link

092N1 (IP66)

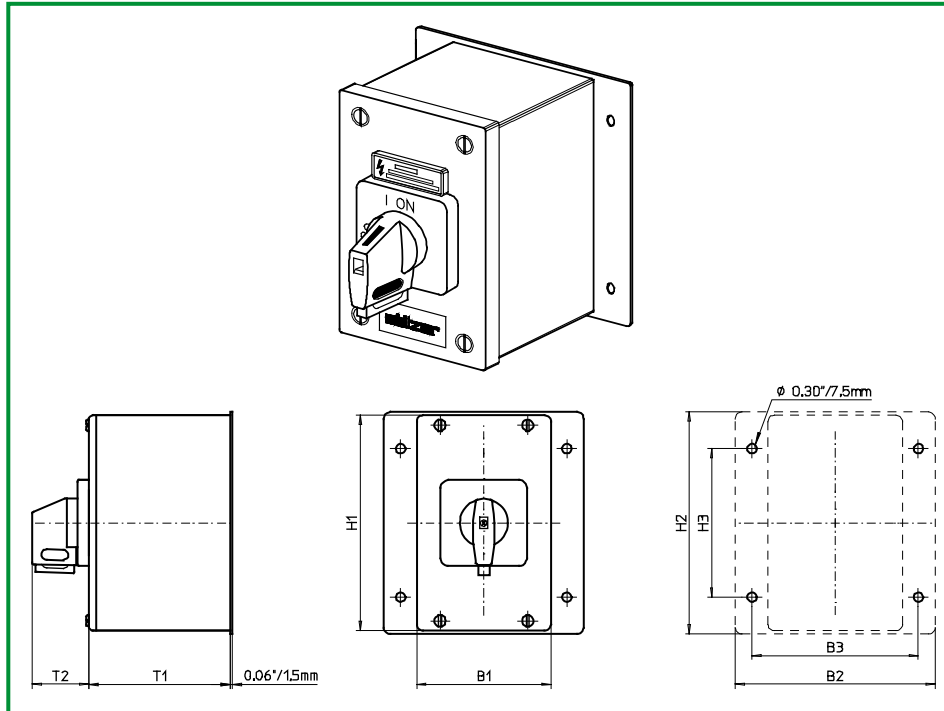
092N4 (IP66)

Complete switch	Poles	Product lines	Rated data (IEC 60947)			Order code number
			Operational current I _e	Operational power at 380–440V		
			AC-21A A	AC-23A kW	AC-3 kW	
Main Switches OFF position padlockable 12h	3 ... 4	H200-A	20	5,5	3,7	H216 - 4.... - 092N1
			25	7,5	5,5	H220 - 4.... - 092N1
			32	11	7,5	H226 - 4.... - 092N1
Main/Emergency-Off Switches OFF position padlockable 12h	3 ... 4	H200-A	20	5,5	3,7	H216 - 4.... - 092N4
			25	7,5	5,5	H220 - 4.... - 092N4
			32	11	7,5	H226 - 4.... - 092N4

SMD modules for basic switch A02			
Mounting form module for 092N1/092N4		H200-A	BFA2 - E9
Enclosure module, mounting form 092N1			SBH2 - 092N1
Enclosure module, mounting form 092N4			SBH2 - 092N4

Dimensions (mm)								
Product line	H1	B1	T1	T2	H2	H3	B2	B3
H200-A	160	100	105	33	165	110	149	123,5

Enclosed Switches



**Product line
H200-A**

Enclosed switch

**Stainless steel
enclosure
polished**

160 × 100 × 105 mm

with cover interlock
in ON position

with PE connection link
without N connection link

092V1 (IP66)

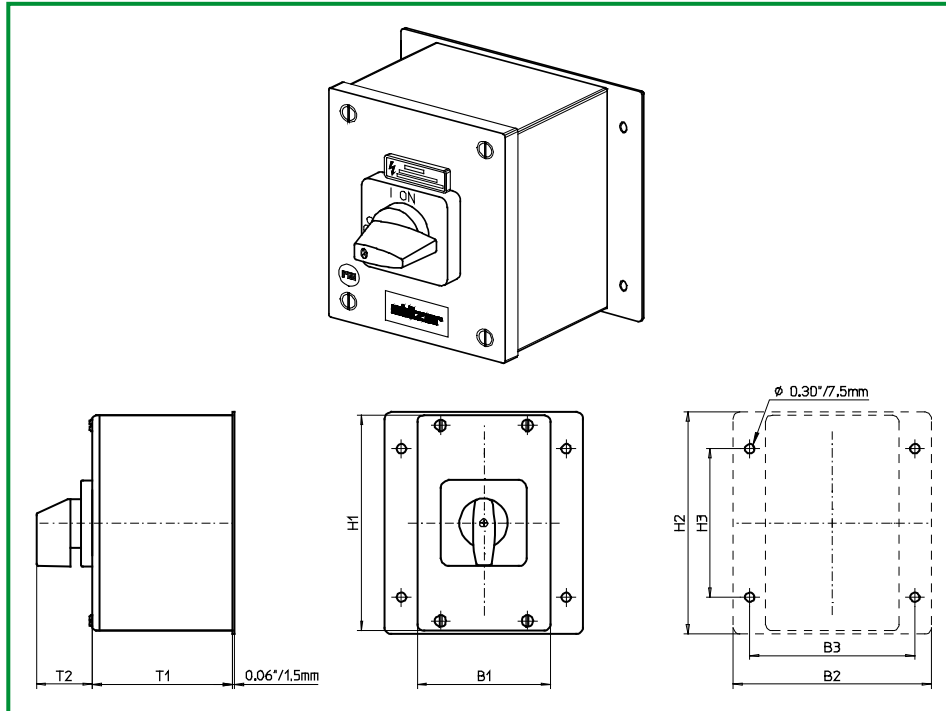
092V4 (IP66)

Complete switch	Poles	Product lines	Rated data (IEC 60947)			Order code number
			Operational current I _e	Operational power at 380–440V		
			AC-21A A	AC-23A kW	AC-3 kW	
Main Switches OFF position padlockable 09h	3 ... 4	H200-A	20	5,5	3,7	H216 - 4.... - 092V1
			25	7,5	5,5	H220 - 4.... - 092V1
			32	11	7,5	H226 - 4.... - 092V1
Main/Emergency-Off Switches OFF position padlockable 09h	3 ... 4	H200-A	20	5,5	3,7	H216 - 4.... - 092V4
			25	7,5	5,5	H220 - 4.... - 092V4
			32	11	7,5	H226 - 4.... - 092V4

SMD modules for basic switch A02		
Mounting form module for 092V1/092V4	H200-A	BFA2 - E9
Enclosure module, mounting form 092V1		SBH2 - 092V1
Enclosure module, mounting form 092V4		SBH2 - 092V4
Legend plate silver, enclosure module 092V1		FAS4 - 9... (FA number)
Legend plate yellow, enclosure module 092V4		FBS4 - 9... (FA number)

Dimensions (mm)								
Product line	H1	B1	T1	T2	H2	H3	B2	B3
H200-A	160	100	105	39	165	110	149	123,5

Enclosed Switches



**Product line
H200-A**

Enclosed switch

**Stainless steel
enclosure
polished**

160 × 160 × 110 mm

with cover interlock
in ON position

with PE connection link
without N connection link

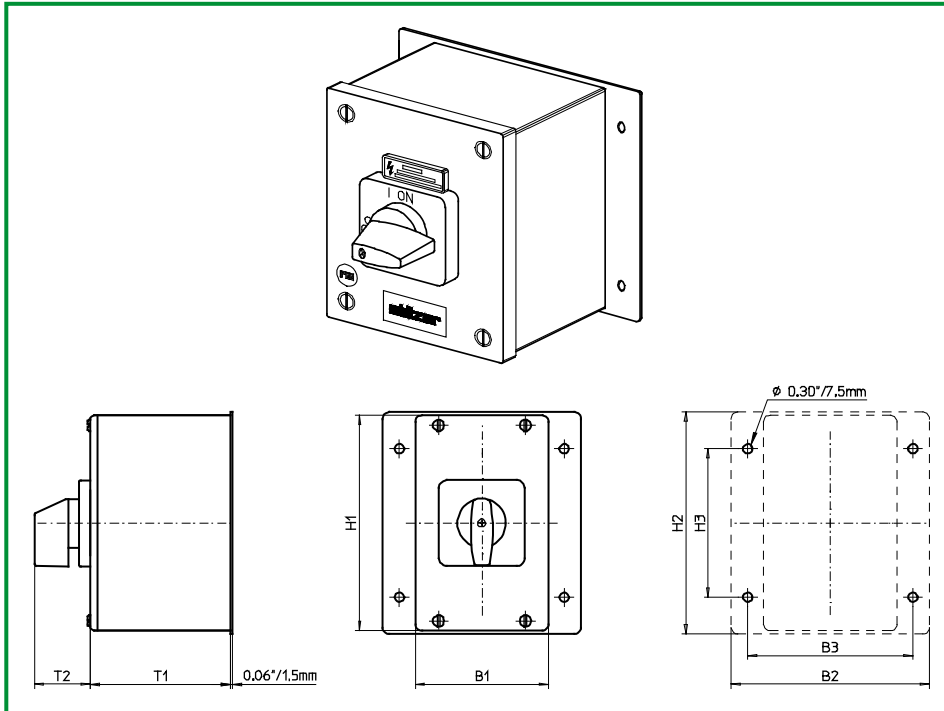
190M1 (IP66)

Complete switch	Poles	Product lines	Rated data (IEC 60947)			Order code number
			Operational current I _e		Operational power at 380–440V	
			AC-21A A	AC-23A kW	AC-3 kW	
ON-OFF Switches Switching angle 90°	3 ... 4	H200-A	20	5,5	3,7	H216 - 4.... - 190M1
			25	7,5	5,5	H220 - 4.... - 190M1
			32	11	7,5	H226 - 4.... - 190M1
			40	15	11	H233 - 4.... - 190M1

SMD modules for basic switch A02			
Mounting form module for 190M1		H200-A	BFA2 - E9
Enclosure module, mounting form 190M1			SBH2 - 190M1
Legend plate silver, enclosure module 190M1			FAS4 - 9... (FA number)

Dimensions (mm)								
Product line	H1	B1	T1	T2	H2	H3	B2	B3
H200-A	160	160	110	39	165	110	210	185

Enclosed Switches



**Product line
H200-D**

Enclosed switch

**Stainless steel
enclosure
polished**

160 × 160 × 110 mm

with cover interlock
in ON position

with PE connection link
without N connection link

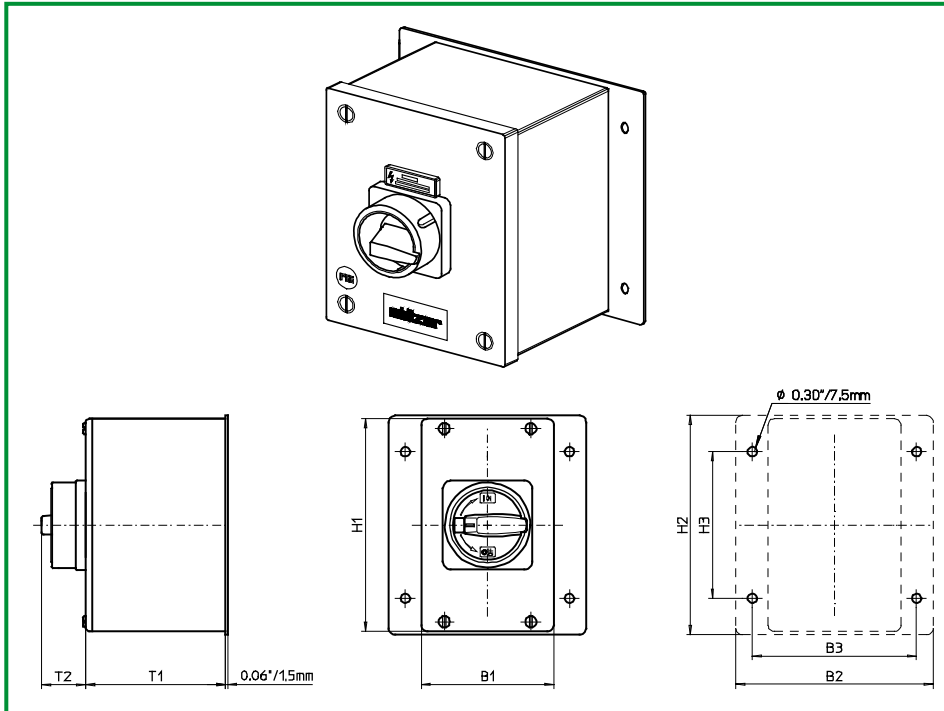
191M1 (IP66)

Complete switch	Poles	Product lines	Rated data (IEC 60947)			Order code number
			Operational current I _e	Operational power at 380–440V		
			AC-21A A	AC-23A kW	AC-3 kW	
ON-OFF Switches Switching angle 90°	6 ... 8	H200-D	20	5,5	3,7	H216 - 41 ... - 191M1
			25	7,5	5,5	H220 - 41 ... - 191M1
			32	11	7,5	H226 - 41 ... - 191M1
			40	15	11	H233 - 41 ... - 191M1

SMD modules for basic switch A02			
Mounting form module for 191M1		H200-D	BFB2 - E9
Enclosure module, mounting form 191M1			SBH2 - 191M1
Legend plate silver, enclosure module 191M1			FAS4 - 9... (FA number)

Dimensions (mm)								
Product line	H1	B1	T1	T2	H2	H3	B2	B3
H200-D	160	160	110	39	165	110	210	185

Enclosed Switches



**Product lines
H200-A/-B**

Enclosed switch

**Stainless steel
enclosure
polished**

160 × 160 × 110 mm

with cover interlock
in ON position

with PE connection link
without N connection link

192M1 (IP66)

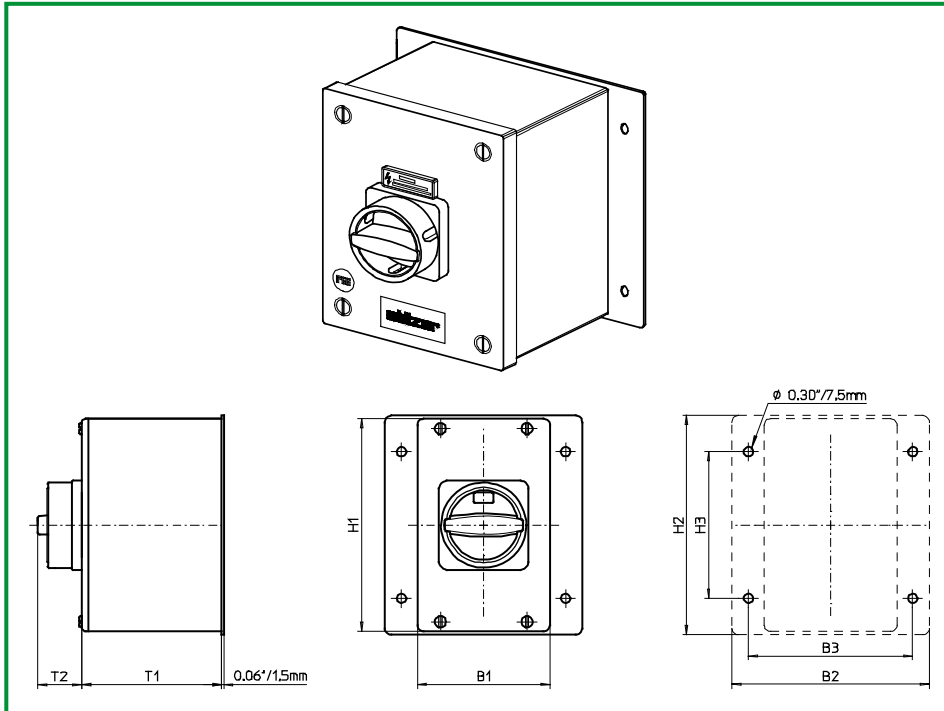
192M4 (IP66)

Complete switch	Poles	Product lines	Rated data (IEC 60947)			Order code number
			Operational current I _e	Operational power at 380–440V		
			AC-21A A	AC-23A kW	AC-3 kW	
Main Switches OFF position padlockable 09h	3 ... 4	H200-A	20	5,5	3,7	H216 - 4.... - 192M1
			25	7,5	5,5	H220 - 4.... - 192M1
			32	11	7,5	H226 - 4.... - 192M1
			40	15	11	H233 - 4.... - 192M1
			63	22	18,5	H263 - 4.... - 192M1
Main/Emergency-Off Switches OFF position padlockable 09h	3 ... 4	H200-A	20	5,5	3,7	H216 - 4.... - 192M4
			25	7,5	5,5	H220 - 4.... - 192M4
			32	11	7,5	H226 - 4.... - 192M4
			40	15	11	H233 - 4.... - 192M4
			63	22	18,5	H263 - 4.... - 192M4

SMD modules for basic switch A02		
Mounting form module for 192M1/192M4	H200-A H200-B	BFA2 - E9 BFB2 - E9
Enclosure module, mounting form 192M1	H200-A/-B	SBH2 - 192M1
Enclosure module, mounting form 192M4	H200-A/-B	SBH2 - 192M4

Dimensions (mm)								
Product line	H1	B1	T1	T2	H2	H3	B2	B3
H200-A/-B	160	160	110	38	165	110	210	185

Enclosed Switches



Product lines
H200-A/-B

Enclosed switch

Stainless steel enclosure polished

160 × 160 × 110 mm

with cover interlock in ON position

with PE connection link without N connection link

192N1 (IP66)

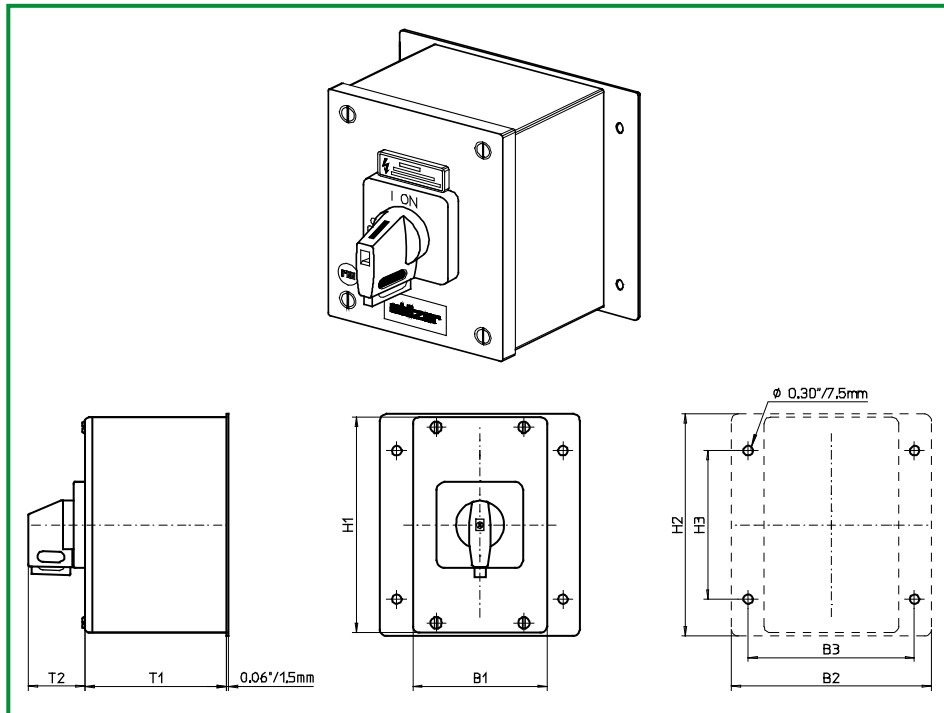
192N4 (IP66)

Complete switch	Poles	Product lines	Rated data (IEC 60947)			Order code number
			Operational current I _e	Operational power at 380–440V		
			AC-21A A	AC-23A kW	AC-3 kW	
Main Switches OFF position padlockable 12h	3 ... 4	H200-A	20	5,5	3,7	H216 - 4.... - 192N1
			25	7,5	5,5	H220 - 4.... - 192N1
			32	11	7,5	H226 - 4.... - 192N1
			40	15	11	H233 - 4.... - 192N1
			63	22	18,5	H263 - 4.... - 192N1
Main/Emergency-Off Switches OFF position padlockable 12h	3 ... 4	H200-A	20	5,5	3,7	H216 - 4.... - 192N4
			25	7,5	5,5	H220 - 4.... - 192N4
			32	11	7,5	H226 - 4.... - 192N4
			40	15	11	H233 - 4.... - 192N4
			63	22	18,5	H263 - 4.... - 192N4
		H200-B				

SMD modules for basic switch A02		
Mounting form module for 192N1/192N4	H200-A H200-B	BFA2 - E9 BFB2 - E9
Enclosure module, mounting form 192N1	H200-A/-B	SBH2 - 192N1
Enclosure module, mounting form 192N4	H200-A/-B	SBH2 - 192N4

Dimensions (mm)								
Product line	H1	B1	T1	T2	H2	H3	B2	B3
H200-A/-B	160	160	110	33	165	110	210	185

Enclosed Switches



Product lines
H200-A/-B

Enclosed switch

Stainless steel enclosure polished

160 × 160 × 110 mm

with cover interlock in ON position

with PE connection link without N connection link

192V1 (IP66)

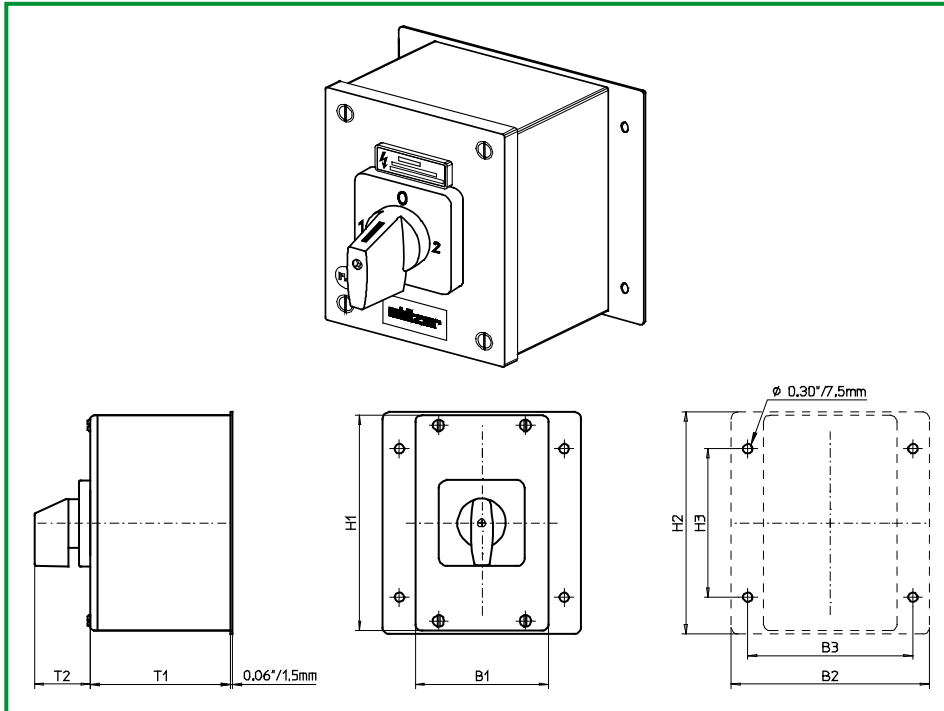
192V4 (IP66)

Complete switch	Poles	Product lines	Rated data (IEC 60947)			Order code number
			Operational current I _e	Operational power at 380–440V		
			AC-21A A	AC-23A kW	AC-3 kW	
Main Switches OFF position padlockable 09h	3 ... 4	H200-A	20	5,5	3,7	H216 - 4.... - 192V1
			25	7,5	5,5	H220 - 4.... - 192V1
			32	11	7,5	H226 - 4.... - 192V1
			40	15	11	H233 - 4.... - 192V1
			63	22	18,5	H263 - 4.... - 192V1
Main/Emergency-Off Switches OFF position padlockable 09h	3 ... 4	H200-A	20	5,5	3,7	H216 - 4.... - 192V4
			25	7,5	5,5	H220 - 4.... - 192V4
			32	11	7,5	H226 - 4.... - 192V4
			40	15	11	H233 - 4.... - 192V4
			63	22	18,5	H263 - 4.... - 192V4

SMD modules for basic switch A02		
Mounting form module for 192V1/192V4	H200-A H200-B	BFA2 - E9 BFB2 - E9
Enclosure module, mounting form 192V1 Enclosure module, mounting form 192V4	H200-A/-B H200-A/-B	SBH2 - 192V1 SBH2 - 192V4
Legend plate silver, enclosure module 192V1 Legend plate yellow, enclosure module 192V4		FAS4 - 9... (FA number) FBS4 - 9... (FA number)

Dimensions (mm)								
Product line	H1	B1	T1	T2	H2	H3	B2	B3
H200-A/-B	160	160	110	39	165	110	210	185

Enclosed Switches



**Product line
H200-E**

Enclosed switch

**Stainless steel
enclosure
polished**

160 × 160 × 110 mm

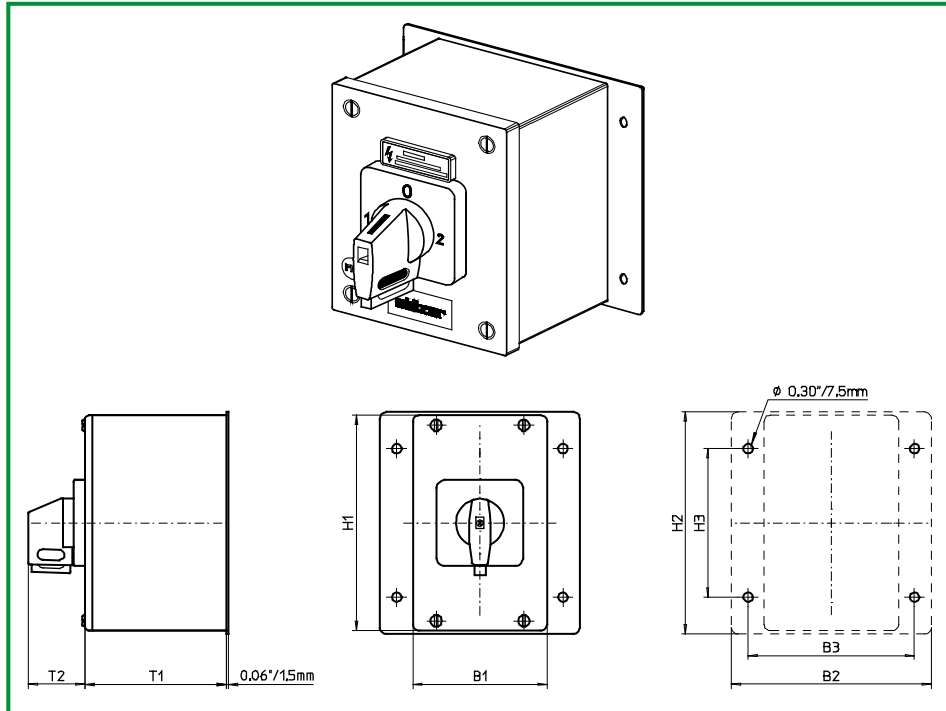
Cover interlock
in position 1 and 2

with PE connection link
without N connection link

193M1 (IP66)

Complete switch	Poles	Product lines	Rated data (IEC 60947)			Order code number		
			Operational current I_e	Operational power at 380–440V				
			AC-21A A	AC-23A kW	AC-3 kW			
Changeover with OFF Switching angle 90°	3 ... 4	H200-E	20	5,5	3,7	H216 - 71 ... - 193M1		
			25	7,5	5,5	H220 - 71 ... - 193M1		
			32	11	7,5	H226 - 71 ... - 193M1		
			40	15	11	H233 - 71 ... - 193M1		
SMD modules for basic switch A02								
Mounting form module for 193M1				H200-E		BFB2 - E9		
Enclosure module, mounting form 193M1						SBH2 - 193M1		
Legend plate silver, enclosure module 193M1						FAS4 - 9... (FA number)		
Dimensions (mm)								
Product line	H1	B1	T1	T2	H2	H3	B2	B3
H200-E	160	160	110	39	165	110	210	185

Enclosed Switches



**Product line
H200-E**

Enclosed switch

**Stainless steel
enclosure
polished**

160 × 160 × 110 mm

Cover interlock
in position 1 and 2

with PE connection link
without N connection link

193V1 (IP66)

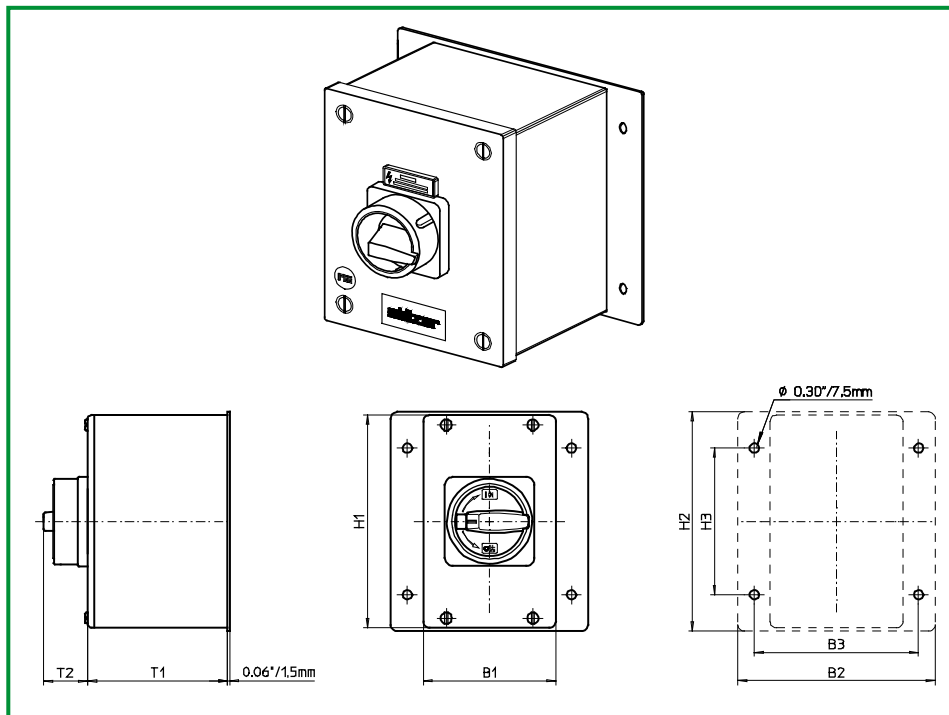
195V1 (IP66)

Complete switch	Poles	Product lines	Rated data (IEC 60947)			Order code number
			Operational current I _e	Operational power at 380–440V		
			AC-21A A	AC-23A kW	AC-3 kW	
Changeover with OFF Switching angle 90° OFF position padlockable 12h	3 ... 4	H200-E	20	5,5	3,7	H216 - 71 ... - 193V1
			25	7,5	5,5	H220 - 71 ... - 193V1
			32	11	7,5	H226 - 71 ... - 193V1
			40	15	11	H233 - 71 ... - 193V1
Changeover with OFF Switching angle 90° 3 positions padlockable	3 ... 4	H200-E	20	5,5	3,7	H216 - 71 ... - 195V1
			25	7,5	5,5	H220 - 71 ... - 195V1
			32	11	7,5	H226 - 71 ... - 195V1
			40	15	11	H233 - 71 ... - 195V1

SMD modules for basic switch A02			
Mounting form module for 193V1/195V1		H200-E	BFB2 - E9
Enclosure module, mounting form 193V1			SBH2 - 193V1
Enclosure module, mounting form 195V1			SBH2 - 195V1
Legend plate silver, enclosure module 193V1/195V1			FAS4 - 9... (FA number)

Dimensions (mm)								
Product line	H1	B1	T1	T2	H2	H3	B2	B3
H200-E	160	160	110	39	165	110	210	185

Enclosed Switches



**Product line
H200-D**

Enclosed switch

**Stainless steel
enclosure
polished**

160 × 160 × 110 mm

with cover interlock
in ON position

with PE connection link
without N connection link

194M1 (IP66)

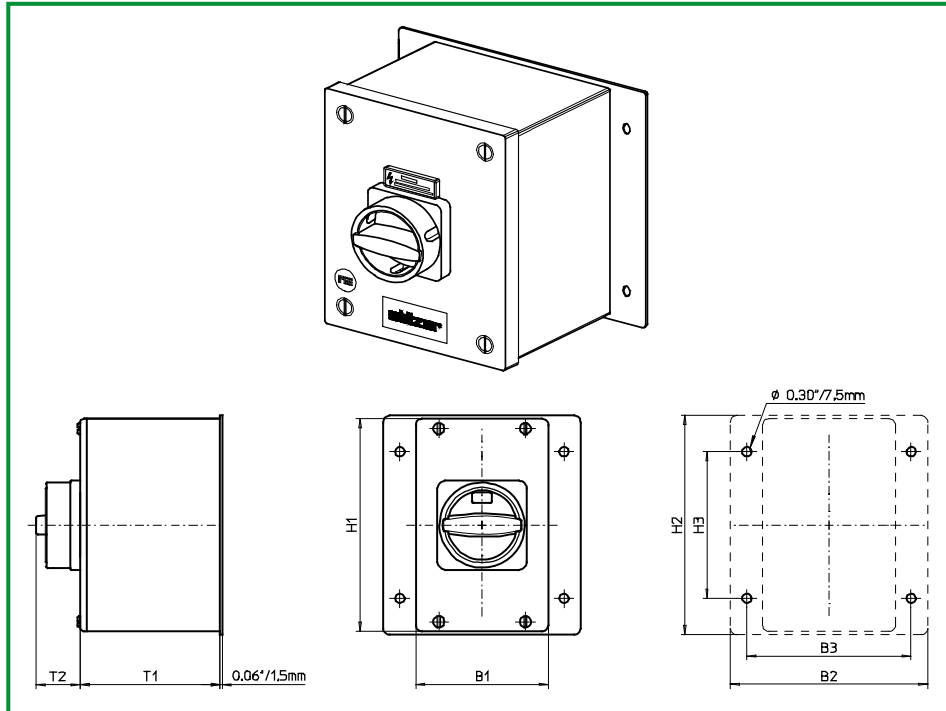
194M4 (IP66)

Complete switch	Poles	Product lines	Rated data (IEC 60947)			Order code number
			Operational current I _e	Operational power at 380–440V		
			AC-21A A	AC-23A kW	AC-3 kW	
Main Switches OFF position padlockable 09h	6 ... 8	H200-D	20	5,5	3,7	H216 - 41 ... - 194M1
			25	7,5	5,5	H220 - 41 ... - 194M1
			32	11	7,5	H226 - 41 ... - 194M1
			40	15	11	H233 - 41 ... - 194M1
Main/Emergency-Off Switches OFF position padlockable 09h	6 ... 8	H200-D	20	5,5	3,7	H216 - 41 ... - 194M4
			25	7,5	5,5	H220 - 41 ... - 194M4
			32	11	7,5	H226 - 41 ... - 194M4
			40	15	11	H233 - 41 ... - 194M4

SMD modules for basic switch A02			
Mounting form module for 194M1/194M4		H200-D	BFB2 - E9
Enclosure module, mounting form 194M1			SBH2 - 194M1
Enclosure module, mounting form 194M4			SBH2 - 194M4

Dimensions (mm)								
Product line	H1	B1	T1	T2	H2	H3	B2	B3
H200-D	160	160	110	38	165	110	210	185

Enclosed Switches



Product line
H200-D

Enclosed switch

Stainless steel enclosure polished

160 × 160 × 110 mm

with cover interlock in ON position

with PE connection link without N connection link

194N1 (IP66)

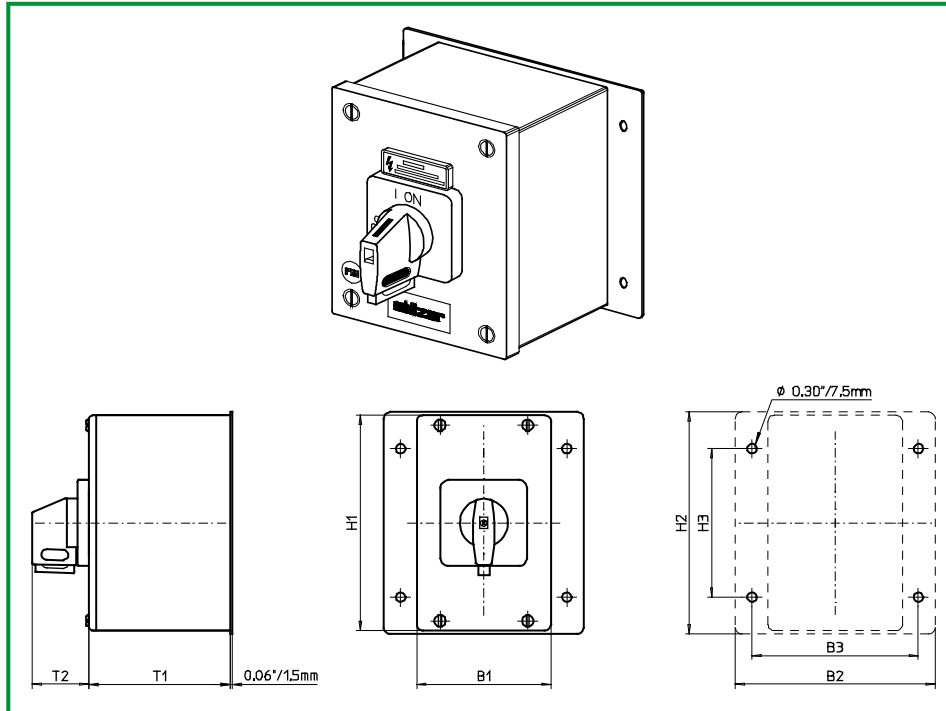
194N4 (IP66)

Complete switch	Poles	Product lines	Rated data (IEC 60947)			Order code number
			Operational current I _e	Operational power at 380–440V		
			AC-21A A	AC-23A kW	AC-3 kW	
Main Switches OFF position padlockable 12h	6 ... 8	H200-D	20	5,5	3,7	H216 - 41 ... - 194N1
			25	7,5	5,5	H220 - 41 ... - 194N1
			32	11	7,5	H226 - 41 ... - 194N1
			40	15	11	H233 - 41 ... - 194N1
Main/Emergency-Off Switches OFF position padlockable 12h	6 ... 8	H200-D	20	5,5	3,7	H216 - 41 ... - 194N4
			25	7,5	5,5	H220 - 41 ... - 194N4
			32	11	7,5	H226 - 41 ... - 194N4
			40	15	11	H233 - 41 ... - 194N4

SMD modules for basic switch A02			
Mounting form module for 194N1/194N4		H200-D	BFB2 - E9
Enclosure module, mounting form 194N1			SBH2 - 194N1
Enclosure module, mounting form 194N4			SBH2 - 194N4

Dimensions (mm)								
Product line	H1	B1	T1	T2	H2	H3	B2	B3
H200-D	160	160	110	33	165	110	210	185

Enclosed Switches



Product line
H200-D

Enclosed switch

Stainless steel enclosure polished

160 × 160 × 110 mm

with cover interlock in ON position

with PE connection link without N connection link

194V1 (IP66)

194V4 (IP66)

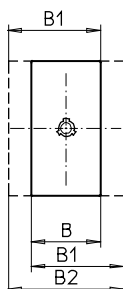
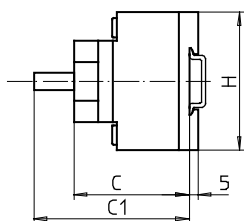
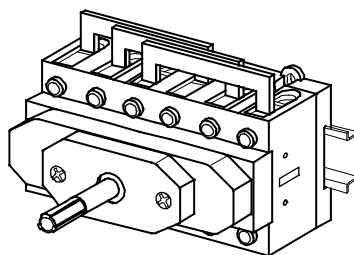
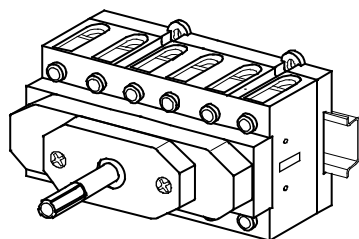
Complete switch	Poles	Product lines	Rated data (IEC 60947)			Order code number
			Operational current I _e	Operational power at 380–440V		
			AC-21A A	AC-23A kW	AC-3 kW	
Main Switches OFF position padlockable 09h	6 ... 8	H200-D	20	5,5	3,7	H216 - 41 ... - 194V1
			25	7,5	5,5	H220 - 41 ... - 194V1
			32	11	7,5	H226 - 41 ... - 194V1
			40	15	11	H233 - 41 ... - 194V1
Main/Emergency-Off Switches OFF position padlockable 09h	6 ... 8	H200-D	20	5,5	3,7	H216 - 41 ... - 194V4
			25	7,5	5,5	H220 - 41 ... - 194V4
			32	11	7,5	H226 - 41 ... - 194V4
			40	15	11	H233 - 41 ... - 194V4

SMD modules for basic switch A02			
Mounting form module for 194V1/194V4		H200-D	BFB2 - E9
Enclosure module, mounting form 194V1			SBH2 - 194V1
Enclosure module, mounting form 194V4			SBH2 - 194V4
Legend plate silver, enclosure module 194V1			FAS4 - 9... (FA number)
Legend plate yellow, enclosure module 194V4			FBS4 - 9... (FA number)

Dimensions (mm)								
Product line	H1	B1	T1	T2	H2	H3	B2	B3
H200-D	160	160	110	39	165	110	210	185

Switch Modules

sälzer



Product lines
H200-D/-E

Switch Modules

for mounting forms in
base mounting and
enclosures

Base mounting

Snap on mounting
on DIN rail 35 mm

EA (IP20)

Available Switching programmes

(as well with auxiliary/
main contact modules)

Poles

Product lines

Rated data (IEC 60947)

Operational current I_e Operational power at 380–440V

AC-21A AC-23A AC-3
A kW kW

Order code number

(Switching programme to be added.)

ON-OFF Switches
Switching positions 0–1
Switching angle 90°

6... 8

H200-D

20	5,5	3,7
25	7,5	5,5
32	11	7,5
40	15	11

H216 - 41 ... - EA
H220 - 41 ... - EA
H226 - 41 ... - EA
H233 - 41 ... - EA

Changeover with OFF
Switching positions 1–0–2
Switching angle 90°

3 ... 4

H200-E

20	5,5	3,7
25	7,5	5,5
32	11	7,5
40	15	11

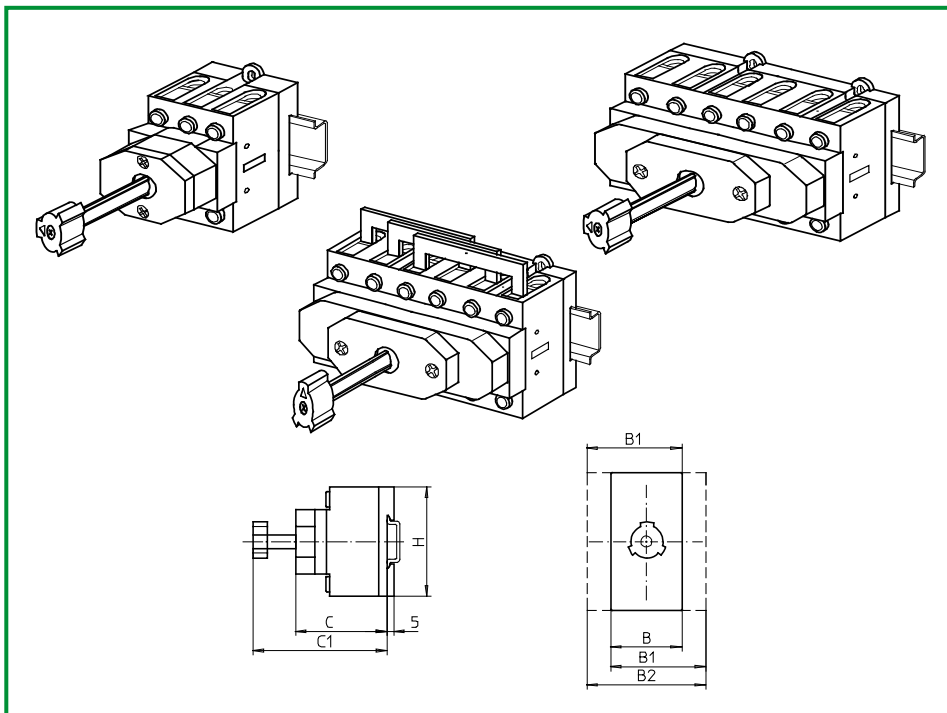
H216 - 71 ... - EA
H220 - 71 ... - EA
H226 - 71 ... - EA
H233 - 71 ... - EA

Dimensions (mm)

Module	H	C	C1	B	B1	B2
H200-D/-E	70	62	81	72	84	96

Switch Modules

sälzer



Product lines
H200-A/-B/-D/-E

Switch Modules

for mounting forms in
base mounting and
enclosures

Base mounting

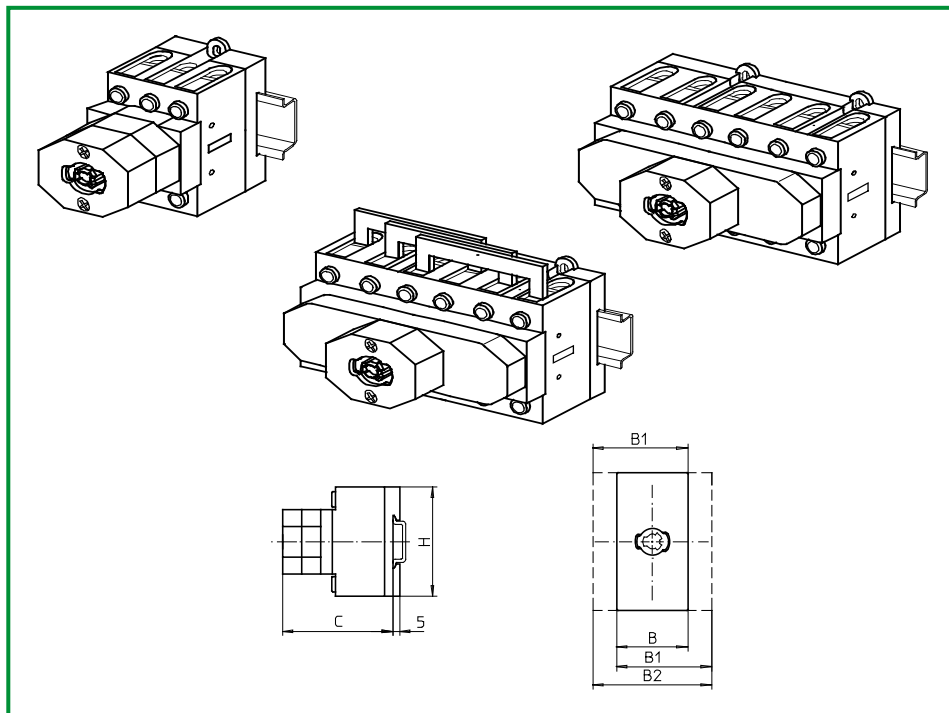
Snap on mounting
on DIN rail 35 mm

ED (IP20)

Available Switching programmes (as well with auxiliary/ main contact modules)	Poles	Product lines	Rated data (IEC 60947)			Order code number (Switching programme to be added.)
			Operational current I _e	Operational power at 380–440V		
			AC-21A A	AC-23A kW	AC-3 kW	
ON-OFF Switches Switching positions 0–1 Switching angle 90°	3 ... 8	H200-A/-D	20	5,5	3,7	H216 - 41 ... - ED
			25	7,5	5,5	H220 - 41 ... - ED
			32	11	7,5	H226 - 41 ... - ED
			40	15	11	H233 - 41 ... - ED
			63	22	18,5	H263 - 41 ... - ED
Changeover with OFF Switching positions 1–0–2 Switching angle 90°	3 ... 4	H200-E	20	5,5	3,7	H216 - 71 ... - ED
			25	7,5	5,5	H220 - 71 ... - ED
			32	11	7,5	H226 - 71 ... - ED
			40	15	11	H233 - 71 ... - ED
Dimensions (mm)						
Module	H	C	C1	B	B1	B2
H200-A	70	54	81	36	48	60
H200-B	70	54	81	50	69	88
H200-D/-E	70	62	81	72	84	96

Switch Modules

sälzer



Product lines
H200-A/-B/-D/-E

Switch Modules

for mounting forms in
base mounting and
enclosures

Base mounting
Snap on mounting
on DIN rail 35 mm

E7 (IP20)

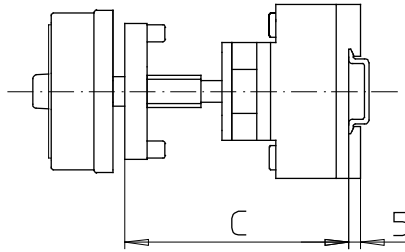
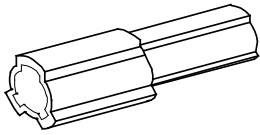
Available Switching programmes (as well with auxiliary/ main contact modules)	Poles	Product lines	Rated data (IEC 60947)			Order code number (Switching programme to be added.)
			Operational current I _e AC-21A A	Operational power at 380–440V AC-23A kW	AC-3 kW	
ON-OFF Switches Switching positions 0–1 Switching angle 90°	3 ... 8	H200-A/-D	20	5,5	3,7	H216 - 41 ... - E7
			25	7,5	5,5	H220 - 41 ... - E7
			32	11	7,5	H226 - 41 ... - E7
			40	15	11	H233 - 41 ... - E7
			63	22	18,5	H263 - 41 ... - E7
Changeover with OFF Switching positions 1–0–2 Switching angle 90°	3 ... 4	H200-E	20	5,5	3,7	H216 - 71 ... - E7
			25	7,5	5,5	H220 - 71 ... - E7
			32	11	7,5	H226 - 71 ... - E7
			40	15	11	H233 - 71 ... - E7
Dimensions (mm)						
Module	H	C	B	B1	B2	
H200-A	70	63	36	48	60	
H200-B	70	63	50	69	88	
H200-D/-E	70	71	72	84	96	



Section D

	Page	
	from	to
Shaft extensions	D1-1	D1-6
Covers	D2-1	D2-2
Additional top escutcheon plates	D3-1	D3-2
Assembly tool	D4-1	D4-1
Mounting sets	D5-1	D5-2

Originator: Sälzer Electric GmbH · Product Data Management (PDM) · 09306 Rochlitz (Germany)
 Copyright reserved by Sälzer Electric GmbH. This document replaces all previous issues.
 Valid until a new version is published. Changes and revisions reserved.



**Product lines
H200-A/-B/-D/-E**

Metal shaft extension

for mounting forms with
**Base mounting switch
Door clutch**

**Four hole mounting
front**

AVD2

Modular shaft extension for use with door clutch

Dimension C (internal depth, inside of door to top of DIN rail)

Dimension	H200-A/-B	H200-D/-E	Number	Order code number
0	092 . . . 109 mm	100 . . . 117 mm	-	-
1	110 . . . 134 mm	118 . . . 142 mm	1	AVD2
2	135 . . . 159 mm	143 . . . 167 mm	2	AVD2
3	160 . . . 184 mm	168 . . . 192 mm	3	AVD2
4	185 . . . 209 mm	193 . . . 217 mm	4	AVD2

Product lines H200

AVD2 is suitable to extend the shaft:

231M1/231M4

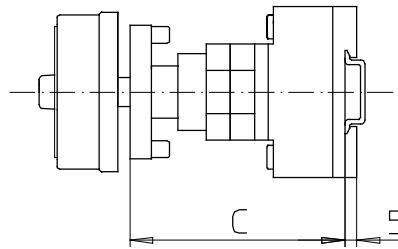
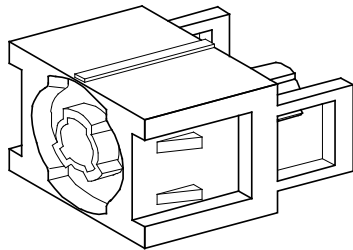
232M1/232M4
232N1/232N4
232V1/232V4

237M1/237M4
237N1/237N4
237V1/237V4

241M1

247M1

246V1/247V1



**Product lines
H200-A/-B/-D/-E**

Metal shaft extension

for mounting forms with

**Base mounting
switches**

Door interlock

**Four hole mounting
front**

AVC2 - .

Modular shaft extension for use with door interlock

Dimension C (Internal depth, inside of door to top of DIN rail)

Dimension	H200-A/-B	H200-D/-E	Number	Order code number
0	092 . . . 107 mm	100 . . . 115 mm	-	-
1	114 . . . 132 mm	122 . . . 140 mm	1	AVC2 - 1
2	139 . . . 157 mm	147 . . . 165 mm	1	AVC2 - 2
3	164 . . . 182 mm	172 . . . 190 mm	1	AVC2 - 3
4	189 . . . 207 mm	197 . . . 215 mm	1	AVC2 - 4

Product lines H200

AVC2-. is suitable to extend the shaft:

without N/PE connection links	with N/PE connection links
----------------------------------	-------------------------------

234M1/234M4	534M1/534M4
234N1/234N4	534N1/534N4
234V1/234V4	534V1/534V4

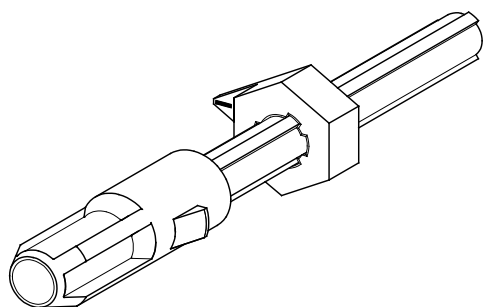
235M1/235M4	535M1/535M4
--------------------	--------------------

238M1/238M4	538M1/538M4
238N1/238N4	538N1/538N4
238V1/238V4	538V1/538V4

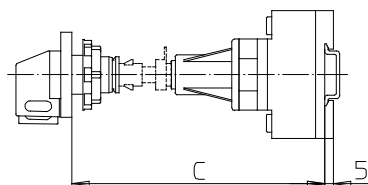
242M1	542M1
--------------	--------------

248M1	548M1
--------------	--------------

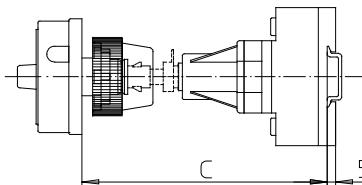
248V1/249V1	548V1/549V1
--------------------	--------------------



Türkupplung



Door interlock



Product lines H200-A/-B/-D/-E

Metal shaft extension

for mounting forms with

**Base mounting
switches**

**Door clutch or
Door interlock**

Single hole mounting

ø 22,5 mm front

AVA8 - . . .

Metal shaft extension for mounting forms with door clutch or door interlock and single hole mounting ø 22,5 mm front

Dimension C (Internal depth, outside of door to top of DIN rail)

H200-A /-B	H200-D/-E	Order code number
155 ... 173 mm	163 ... 181 mm	AVA8 - 065
174 ... 198 mm	182 ... 206 mm	AVA8 - 090
199 ... 223 mm	207 ... 231 mm	AVA8 - 115
224 ... 248 mm	232 ... 256 mm	AVA8 - 140
249 ... 273 mm	257 ... 281 mm	AVA8 - 165
274 ... 298 mm	282 ... 306 mm	AVA8 - 190
299 ... 323 mm	307 ... 331 mm	AVA8 - 215
324 ... 348 mm	332 ... 356 mm	AVA8 - 240
349 ... 373 mm	357 ... 381 mm	AVA8 - 265
374 ... 398 mm	382 ... 406 mm	AVA8 - 290
399 ... 423 mm	407 ... 431 mm	AVA8 - 315
424 ... 448 mm	432 ... 456 mm	AVA8 - 340
449 ... 473 mm	457 ... 481 mm	AVA8 - 365
474 ... 498 mm	482 ... 506 mm	AVA8 - 390
499 ... 523 mm	507 ... 531 mm	AVA8 - 415
524 ... 548 mm	532 ... 556 mm	AVA8 - 440
549 ... 573 mm	557 ... 581 mm	AVA8 - 465
574 ... 598 mm	582 ... 606 mm	AVA8 - 490
599 ... 623 mm	607 ... 631 mm	AVA8 - 515
624 ... 643 mm	632 ... 656 mm	AVA8 - 540

Product lines H200

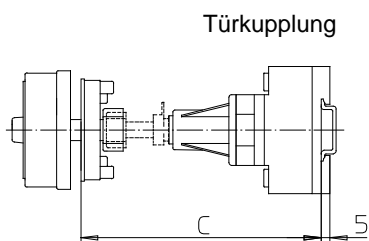
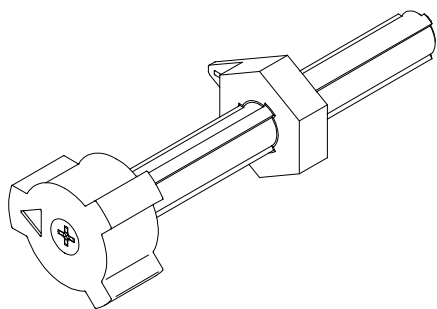
AVA8-... is suitable to extend the shaft:

Door clutch

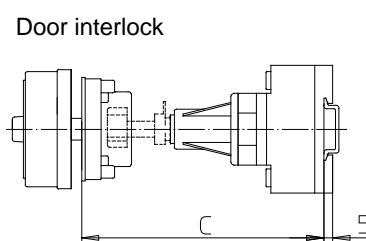
280M1/280M4
280N1/280N4
280V1/280V4
282M1
284M1
284V1/290V1
286M1/286M4
288V1/288V4

Door interlock

281M1/281M4
281N1/281N4
281V1/281V4
283M1
285M1
285V1/291V1
287M1/287M4
289V1/28V4



Türkupplung



Door interlock

Product lines H200-A/-B/-D/-E

Metal shaft extension

for mounting forms with

**Base mounting
switches**

**Door clutch or
Door interlock**

**Four hole mounting
front**

AVB8 - . . .

Metal shaft extension for mounting forms with door clutch or door interlock and four hole mounting front

Dimension C (Internal depth, inside of door to top of DIN rail)

H200-A/-B	H200-D/-E	Order code number
140 ... 164 mm	148 ... 172 mm	AVB8 - 065
165 ... 189 mm	173 ... 197 mm	AVB8 - 090
190 ... 214 mm	198 ... 222 mm	AVB8 - 115
215 ... 239 mm	223 ... 247 mm	AVB8 - 140
240 ... 264 mm	248 ... 272 mm	AVB8 - 165
265 ... 289 mm	273 ... 297 mm	AVB8 - 190
290 ... 314 mm	298 ... 322 mm	AVB8 - 215
315 ... 339 mm	323 ... 347 mm	AVB8 - 240
340 ... 364 mm	348 ... 372 mm	AVB8 - 265
365 ... 389 mm	373 ... 397 mm	AVB8 - 290
390 ... 414 mm	398 ... 422 mm	AVB8 - 315
415 ... 439 mm	423 ... 447 mm	AVB8 - 340
440 ... 464 mm	448 ... 472 mm	AVB8 - 365
465 ... 489 mm	473 ... 497 mm	AVB8 - 390
490 ... 514 mm	498 ... 522 mm	AVB8 - 415
515 ... 539 mm	523 ... 547 mm	AVB8 - 440
540 ... 564 mm	548 ... 572 mm	AVB8 - 465
565 ... 589 mm	573 ... 597 mm	AVB8 - 490
590 ... 614 mm	598 ... 622 mm	AVB8 - 515
615 ... 639 mm	623 ... 649 mm	AVB8 - 540

Product lines H200

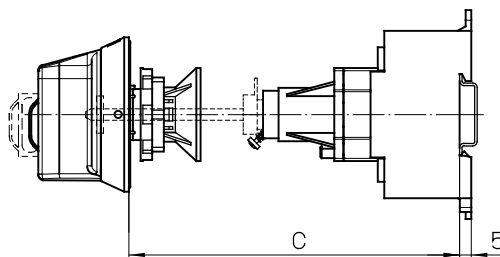
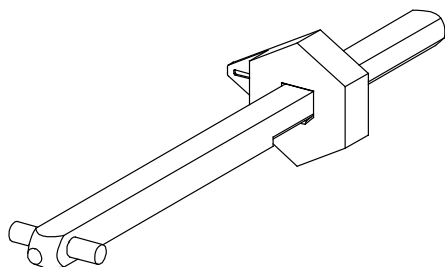
AVB8-... are suitable to extend the shaft:

Door clutch

431M1/431M4
441M1
442N1
446V1/447V1
432M1/432M4
432N1/432N4
432V1/432V4
437M1/437M4
437N1/437N4
437V1/437V4

Door interlock

435M1/435M4
481M1
482N1
449V1/482V1
483M1/483M4
483N1/483N4
483V1/483V4
484M1/484M4
484N1/484N4
484V1/484V4



**Product lines
H200-A/-D**

Base mounting switches

**Defeatable
door interlock
Metal shaft extension**

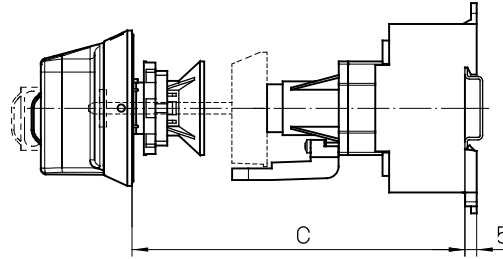
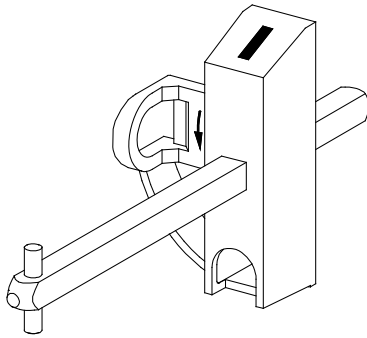
Single hole mounting
ø 22,5 mm front

AVE5 - . . .

Metal shaft extension for mounting forms with defeatable door interlock and single hole mounting ø 22,5 mm front

Dimension C (internal depth, outside of door to top of DIN rail)

H200-A	H200-D	Order code number
122 . . . 137 mm	130 . . . 145 mm	AVE5-088
137 . . . 152 mm	145 . . . 160 mm	AVE5-103
152 . . . 167 mm	160 . . . 175 mm	AVE5-118
167 . . . 182 mm	175 . . . 190 mm	AVE5-133
182 . . . 197 mm	190 . . . 205 mm	AVE5-148
197 . . . 212 mm	205 . . . 220 mm	AVE5-163
212 . . . 227 mm	220 . . . 235 mm	AVE5-178
227 . . . 242 mm	235 . . . 250 mm	AVE5-193
242 . . . 257 mm	250 . . . 265 mm	AVE5-208
257 . . . 272 mm	265 . . . 280 mm	AVE5-223
272 . . . 287 mm	280 . . . 295 mm	AVE5-238
287 . . . 302 mm	295 . . . 310 mm	AVE5-253
302 . . . 317 mm	310 . . . 325 mm	AVE5-268
317 . . . 332 mm	325 . . . 340 mm	AVE5-283
332 . . . 347 mm	340 . . . 355 mm	AVE5-298
347 . . . 362 mm	355 . . . 370 mm	AVE5-313
362 . . . 377 mm	370 . . . 385 mm	AVE5-328
377 . . . 392 mm	385 . . . 400 mm	AVE5-343
392 . . . 407 mm	400 . . . 415 mm	AVE5-358
407 . . . 422 mm	415 . . . 430 mm	AVE5-373
422 . . . 437 mm	430 . . . 445 mm	AVE5-388
437 . . . 452 mm	445 . . . 460 mm	AVE5-403
452 . . . 467 mm	460 . . . 475 mm	AVE5-418
467 . . . 482 mm	475 . . . 490 mm	AVE5-433
482 . . . 497 mm	490 . . . 505 mm	AVE5-448
497 . . . 512 mm	505 . . . 520 mm	AVE5-463
512 . . . 527 mm	520 . . . 535 mm	AVE5-478
527 . . . 542 mm	535 . . . 550 mm	AVE5-493
542 . . . 557 mm	550 . . . 565 mm	AVE5-508
557 . . . 572 mm	565 . . . 580 mm	AVE5-523
572 . . . 587 mm	580 . . . 595 mm	AVE5-538
587 . . . 602 mm	595 . . . 610 mm	AVE5-553
602 . . . 617 mm	610 . . . 625 mm	AVE5-568



Product lines
H200-A/-D

Base mounting switches

Defeatable door interlock with maintenance handle
Metal shaft extension

Single hole mounting
ø 22,5 mm front

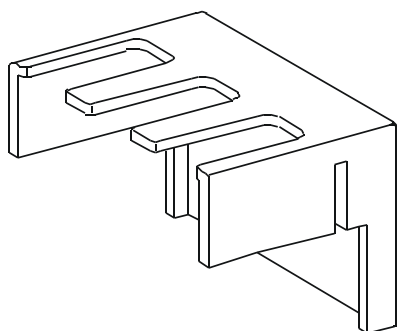
AVF5 - ...

Metal shaft extension for mounting forms with defeatable door interlock and single hole mounting ø 22,5 mm front, Additional lockable maintenance handle

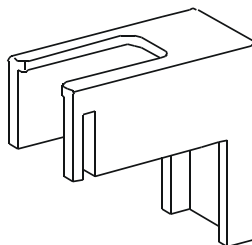
Dimension C (internal depth, outside of door to top of DIN rail)

H200-A	H200-D	Order code number
132 ... 137 mm	140 ... 145 mm	AVF5-088
137 ... 152 mm	145 ... 160 mm	AVF5-103
152 ... 167 mm	160 ... 175 mm	AVF5-118
167 ... 182 mm	175 ... 190 mm	AVF5-133
182 ... 197 mm	190 ... 205 mm	AVF5-148
197 ... 212 mm	205 ... 220 mm	AVF5-163
212 ... 227 mm	220 ... 235 mm	AVF5-178
227 ... 242 mm	235 ... 250 mm	AVF5-193
242 ... 257 mm	250 ... 265 mm	AVF5-208
257 ... 272 mm	265 ... 280 mm	AVF5-223
272 ... 287 mm	280 ... 295 mm	AVF5-238
287 ... 302 mm	295 ... 310 mm	AVF5-253
302 ... 317 mm	310 ... 325 mm	AVF5-268
317 ... 332 mm	325 ... 340 mm	AVF5-283
332 ... 347 mm	340 ... 355 mm	AVF5-298
347 ... 362 mm	355 ... 370 mm	AVF5-313
362 ... 377 mm	370 ... 385 mm	AVF5-328
377 ... 392 mm	385 ... 400 mm	AVF5-343
392 ... 407 mm	400 ... 415 mm	AVF5-358
407 ... 422 mm	415 ... 430 mm	AVF5-373
422 ... 437 mm	430 ... 445 mm	AVF5-388
437 ... 452 mm	445 ... 460 mm	AVF5-403
452 ... 467 mm	460 ... 475 mm	AVF5-418
467 ... 482 mm	475 ... 490 mm	AVF5-433
482 ... 497 mm	490 ... 505 mm	AVF5-448
497 ... 512 mm	505 ... 520 mm	AVF5-463
512 ... 527 mm	520 ... 535 mm	AVF5-478
527 ... 542 mm	535 ... 550 mm	AVF5-493
542 ... 557 mm	550 ... 565 mm	AVF5-508
557 ... 572 mm	565 ... 580 mm	AVF5-523
572 ... 587 mm	580 ... 595 mm	AVF5-538
587 ... 602 mm	595 ... 610 mm	AVF5-553
602 ... 617 mm	610 ... 625 mm	AVF5-568

Accessories



TCA2



TCB2

**Product lines
H200-A/-D**

Terminal covers

for ON-OFF Switches

Front or base mounting

TCA2 /TCB2

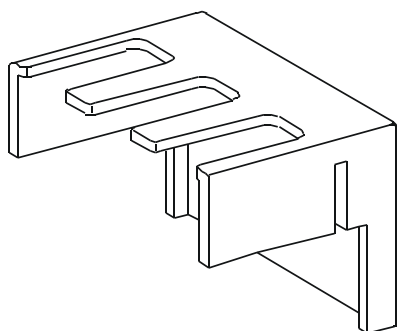
Terminal covers

Order code number

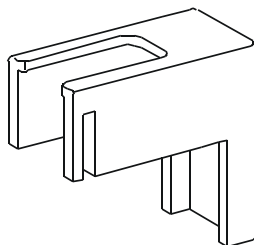
Product lines H200-A and H200-D
Main/Emergency-Off Switches

Switching programmes from . . . up to . . .	TCA2 number	TCB2 number	Total number	Terminal cover	
				3 pole	1 pole
41300 41340	1	0	1	TCA2	–
41400 41420	1	1	2	TCA2	TCB2
41600 41640	2	0	2	TCA2	–
41800 41800	2	2	4	TCA2	TCB2

Accessories



TCC2



TCD2

**Produktreihe
H200-B**

Terminal covers

for ON-OFF Switches

Front or base mounting

TCC2 /TCD2

Klemmenabdeckungen

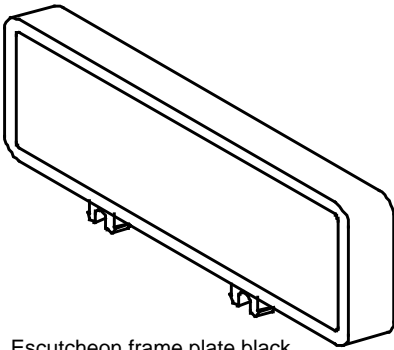
Order code number

Product lines H200-B
Main/Emergency-Off Switches

Switching programmes from . . . up to . . .	TCC2 number	TCD2 number	Total number	Terminal cover	
				3 pole	1 pole
41300 41340	1	0	1	TCC2	–
41400 41420	1	1	2	TCC2	TCD2

Accessories

sälzer



Escutcheon frame plate black
(without legend plate) FAZ2



FAZ2 - 8041

**Product lines
H200-A/-B/-D/-E**

**Additional top
escutcheon plates**

to put on escutcheons
and padlock devices
(also in connection with
enclosures)

FAZ2 -

Additional top escutcheon plates

with additional inscription to be clipped on the escutcheon and padlock devices

Escutcheon frame plate black, legend plate silver, without inscription (can be engraved)

Escutcheon frame plate black, legend plate silver, inscription FA 8...*

Escutcheon frame plate black, legend plate silver, special inscription

Escutcheon frame plate black, legend plate yellow, without inscription (can be engraved)

Escutcheon frame plate black, legend plate yellow, inscription FA 8...*

Escutcheon frame plate black, legend plate yellow, special inscription

Escutcheon frame plate black (without Legend plate)

FAZ2 - 8000

FAZ2 - 8 . . .

FAZ2 - (special no.)

FBZ2 - 8000

FBZ2 - 8 . . .

FBZ2 - (special no.)

FAZ2

Legend plates

Legend plate silver without inscription (can be engraved)

Legend plate silver, inscription FA 8...*

Legend plate silver, special inscription

Legend plate yellow without inscription (can be engraved)

Legend plate yellow, inscription FA 8...*

Legend plate yellow, special inscription

FAS2 - 8000

FAS2 - 8 . . .

FAS2 - (special no.)

FBS2 - 8000

FBS2 - 8 . . .

FBS2 - (special no.)

* inscription FA 8... see next page

HAUPTSCHALTER MAIN SWITCH
 ÖFFNEN IN OPEN IN
 O-STELLUNG OFF-POSITION

Example: Legend plate silver **FAS2 - 8041**
 for top escutcheon plate FAZ2-8041

Product lines
H200-A/-B/-D/-E

Legend plates
 for additional top
 escutcheon plates

FAS2 - 8 . . .
FBS2 - 8 . . .

Legend plates for additional top escutcheon plates

Legend plate silver without inscription (can be engraved)

Legend plate silver, inscription FA 8...

Legend plate silver, special inscription

Legend plate yellow without inscription (can be engraved)

Legend plate yellow, inscription FA 8...

Legend plate yellow, special inscription

FAS2 - 8000

FAS2 - 8 . . .

FAS2 - (special no.)

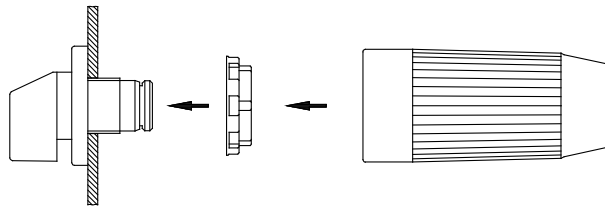
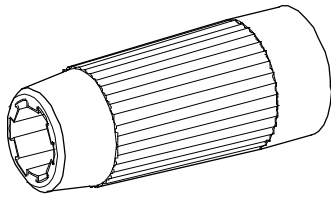
FBS2 - 8000

FBS2 - 8 . . .

FBS2 - (special no.)

Legend plates, inscription FA 8...

	HAUPTSCHALTER FA 8001	MAIN SWITCH FA 8002	NETZSCHALTER FA 8003	WAHLSCHALTER FA 8004	SELECTOR FA 8005
BETRIEBSART FA 8006	ISOLATOR FA 8007	GLEISWAHL FA 8008	STEUERUNG FA 8009	FEIN FA 8010	GROB FA 8011
PUMPE FA 8012	NOT-AUS FA 8013	SYNCHRONIZING FA 8014	WATTMETER FA 8015	AMMETER FA 8016	VOLTMETER AMMETER FA 8017
VOLTMETER FA 8018	MOTOR CONTROL FA 8019	HEIZUNG FA 8021	KEUZSCHAKELAAR FA 8023	SCHWEISSEN FA 8024	⚡ ÄTTUNG FA 8025
EMERGENCY OFF FA 8026	TURVAKYTKIN FA 8027	HAUPTSCHALTER NUR IN STELLUNG O ÖFFNEN FA 8028	MAIN SWITCH OPEN ONLY IN POSITION "OFF" FA 8029	INTERRUTTORE GENERALE ARRIARE SOLO MANIPOLA SU ZERO FA 8030	INTERRUPTEUR PRINCIPAL OUVRIRE EN POSITION O SEULEMENT FA 8031
VOLTIMETRO FA 8032	AMPERIMETRO FA 8033	VATIMETRO FA 8034	CONTROL FA 8035	BOMBA FA 8036	INTERRUPTOR FA 8037
CALEFACCION FA 8038	HOOFDSCHAKELAAR ALLEEN IN O-STAND OPENEN FA 8039	INTERRUPTOR PRINCIPAL ABRIR SOLO EN POSICION O FA 8040	HAUPTSCHALTER MAIN SWITCH ÖFFNEN IN OPEN IN O-STELLUNG OFF-POSITION FA 8041	DANGER ISOLATE MAIN SUPPLY BEFORE REMOVING COVER FA 8042	HUVUDBRYTARE FA 8044
HLAVNÍ VYPÍNAČ FA 8045	HLAVNÍ VYPÍNAČ OTEVŘÍT POUZE V POLOZE O FA 8046				



Product lines
H200-A/-B/-C/-D/-E

Assembly tool

for switches with
Single hole mounting
ø 22,5 mm and ø 30,5 mm

218098

Assembly tool

suitable for a fast assembly of the single hole mounting together with
escutcheon/padlock device resp. door clutch/door interlock on mounting forms:

203V1
204M1, 204V4
205M1, 205M4
206M1, 206M4

206N1, 206N4
206V1, 206V4
208M1
209M1

213V1
214M1, 214V1
215V1, 215V4
215M1, 215M4

216M1, 216M4
216N1, 216N4
216V1, 216V4
218M1

219M1
226V1, 226V4

280M1, 280M4
280N1, 280N4
280V1, 280V4
281M1, 281M4

281N1, 281N4
281V1, 281V4
282M1
283M1

285M1, 285V1
284M1, 284V1
286M1, 286M4
287M1, 287M4

288V1, 288V4
289V1, 289V4
290V1
291V1

311M1, 311M4
311N1, 311N4

312M1, 312M4
312N1, 312N4
313M1, 313M4
313N1, 313N4

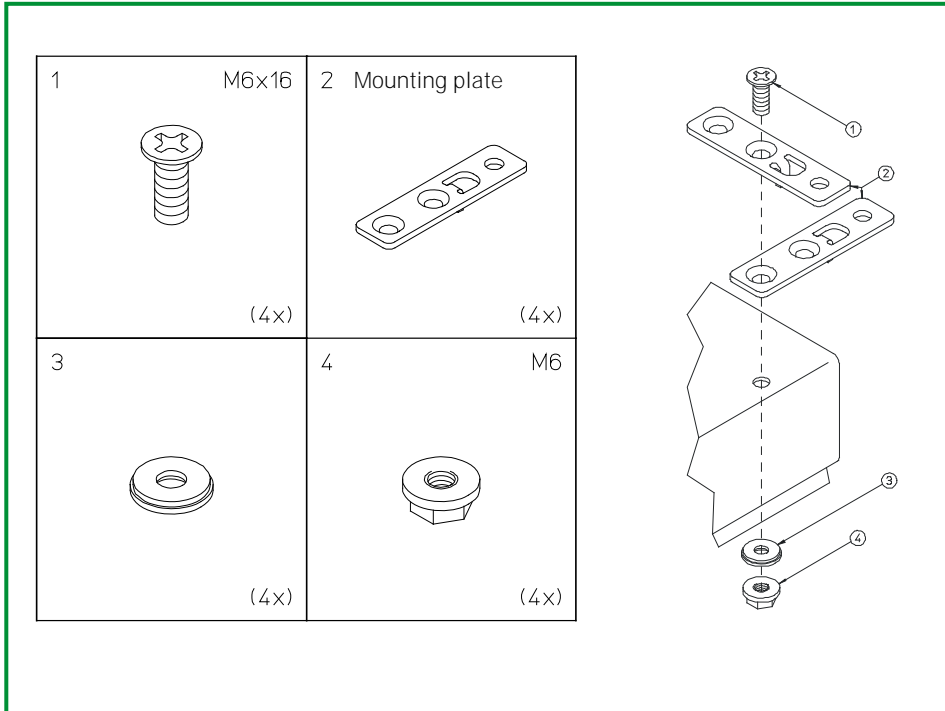
314M1, 314M4
314N1, 314N4
315M1, 315M4
315N1, 315N4

316M1, 316M4
316N1, 316N4
317M1, 317M4
317N1, 317N4

318M1, 318M4
318N1, 318N4
319M1, 319M4
319N1, 319N4

320M1, 320M4
320N1, 320N4

Accessories



**Product liness
H200-A/-E**

Mounting plate

**1 set per
mild steel enclosure**

Size of enclosure
150 x 150 x 120 mm
200 x 150 x 120 mm

SAX1

Mounting plate – 1 set –

suitable for **mounting the mild steel enclosure on walls etc.** for mounting forms:

150x150x120mm

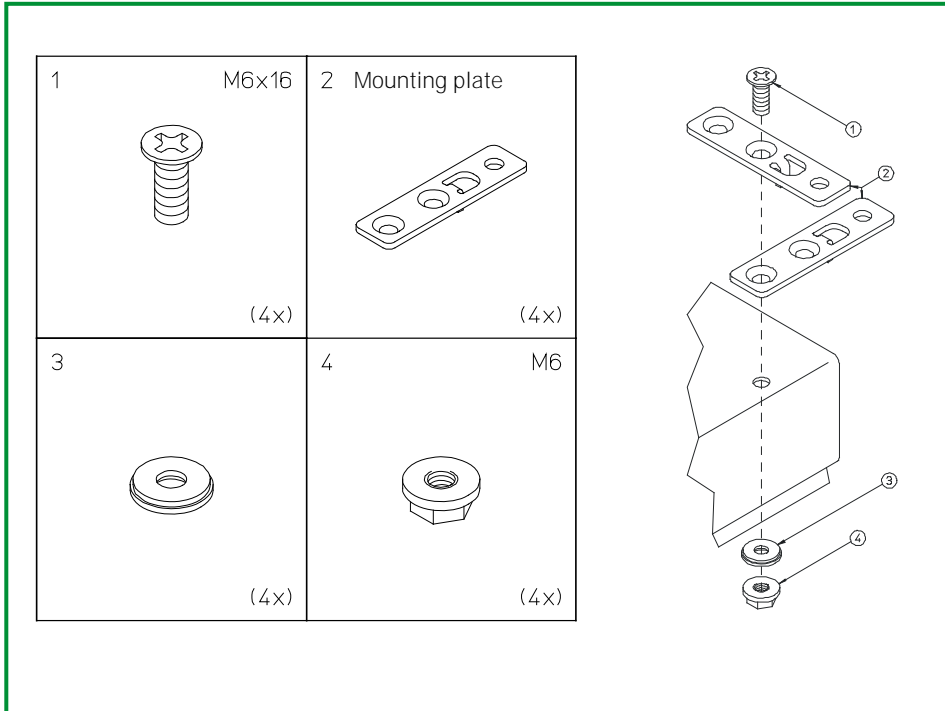
**086M1
087M1, 087M4
087N1, 087N4
087V1, 087V4**

200x150x120mm

**186M1, 186V1
187M1, 187M4
187N1, 187N4
187V1, 187V4**

188M1, 188V1

Accessories



**Product lines
H200-A/-E**

Mounting plate

**1 set per
stainless steel
enclosure**

Size of enclosure
150 x 150 x 120 mm
200 x 150 x 120 mm

SBX1

Mounting plate – 1 set –

suitable for **mounting the stainless steel enclosure on walls etc.** for mounting forms:

150x150x120mm

**096M1
097M1, 097M4
097N1, 097N4
097V1, 087V4**

200x150x120mm

**196M1, 196V1
197M1, 197M4
197N1, 197N4
197V1, 197V4**

198M1, 198V1



Faster deliveries through SMD

In order to ensure even greater flexibility for worldwide supply availability within 24h, Sälzer Electric has introduced the SMD (Sälzer Modular Design) system.

SMD modules are individually prefabricated and tested all-in-one modules which SMD Service holds in stock in sufficient quantities. From basic switch modules, mounting form modules and operator modules, SMD Service can assemble a complete switch requested by the customer and pack it ready for delivery in just a few actions.

– back –